

GEORGIA TECH.  
FOOTBALL



# 2022 INFORMATION GUIDE



# STUDENT-ATHLETE PERFORMANCE CENTER

## *COMING 2025*

The Board of Regents of the University System of Georgia (USG) has approved Georgia Tech athletics' plan to construct a new state-of-the-art student-athlete performance center project. The 115,000-square-foot facility will be built in the footprint of the current Edge/Rice Center in the northeast corner of Bobby Dodd Stadium.





Georgia Tech athletics' Student-Athlete Performance Center will house areas that most directly impact student-athlete performance on a day-to-day basis, including strength and conditioning, nutrition, sports medicine, academic support and Tech athletics' renowned Total Person Program. It will also include new expanded space for Georgia Tech football, featuring a dedicated football-only strength-and-conditioning area, players' lounge and meeting spaces. The student-athlete performance center will also serve as a campus fixture for fans and passersby, and include premium seating for Georgia Tech football games and other events held inside Bobby Dodd Stadium.

With approval of the project from the Board of Regents, Georgia Tech will immediately begin the final design process for the student-athlete performance center, with construction to follow in conjunction with Bobby Dodd Stadium operations. The anticipated completion date for the project is 2025.





# BOBBY DODD


An aerial photograph of Bobby Dodd Stadium at Georgia Tech. The stadium's seating is mostly grey, with a section of yellow seats on the right side. The football field is visible in the foreground, with the word 'BOLD' painted on it. In the background, the Atlanta skyline is visible, featuring several skyscrapers, including the prominent Georgia State Tower. The sky is overcast with soft, diffused light.

## HOME OF THE GEORGIA

ONE OF THE MOST HISTORIC VENUES IN ALL OF COLLEGE FOOTBALL AND THE CITY OF ATLANTA, BOBBY DODD STADIUM IS THE HOME OF GEORGIA TECH FOOTBALL AND ONE OF THE BEST SETTINGS FOR A STADIUM IN ALL OF SPORTS. ORIGINALLY BUILT IN 1913 BY MEMBERS OF GEORGIA TECH'S STUDENT BODY, BOBBY DODD STADIUM IS THE OLDEST ON-CAMPUS STADIUM IN NCAA DIVISION I FBS, AND THE YELLOW JACKETS KEEP THE TRADITIONS OF THE STADIUM AND GEORGIA TECH FOOTBALL ALIVE ON EVERY GAMEDAY - MOST NOTABLY WHEN THE JACKETS TAKE THE FIELD BEHIND THE "RAMBLIN' RECK," A 1930 MODEL A FORD SPORTS COUPE, WITH THE GREATEST FIGHT SONG IN ALL OF COLLEGE FOOTBALL.



# D STADIUM



# GEORGIA TECH YELLOW JACKETS **GT**


"THE RAMBLIN' WRECK FROM GEORGIA TECH," PLAYING SIMULTANEOUSLY. NESTLED IN THE HEART OF ATLANTA AMONG THE SKYSCRAPERS OF MIDTOWN AND DOWNTOWN, BOBBY DODD STADIUM IS IN CLOSE PROXIMITY TO ALL OF THE RESTAURANTS, SHOPPING AND ATTRACTIONS THAT THE CITY HAS TO OFFER, INCLUDING CENTENNIAL OLYMPIC PARK, THE WORLD OF COCA-COLA, THE GEORGIA AQUARIUM AND THE NATIONAL CENTER FOR CIVIL AND HUMAN RIGHTS. ATLANTA'S MAGNIFICENT SKYLINE IS CLEARLY VISIBLE FROM INSIDE THE STADIUM, MAKING IT ONE OF COLLEGE FOOTBALL'S BEST AND PRETTIEST BACKDROPS.

# MERCEDES-BENZ

GEORGIA TECH WILL PLAY FIVE (5) GAMES IN MERC

*GAIN MAXIMUM EXPOSURE*

Mercedes-Benz Stadium has changed the way Atlanta fans engage in sports. The incredible arena is not one to take for granted. The architecture of the building allows for a unique experience. Mercedes-Benz is equipped with a retractable roof that opens or closes in just 10 minutes. Rain or shine the show will go on! Around the inside of the retractable roof is where the video board is located and wraps 360 degrees around the circular roof.





# MERCEDES-BENZ STADIUM

**MERCEDES-BENZ STADIUM OVER NEXT FIVE (5) SEASONS.**

*ON THE BIGGEST STAGE.*

Fans have access to the video board at any spot in the arena. The stadium offers many club seats, luxury suites, clubs and lounges to enhance fan experience. Additionally, the location of the actual stadium is directly across the street from the Atlanta Hawks' State Farm Arena. Thus, city morale is as high as can be in downtown Atlanta.



# ATLANTA BRAVES

1966 MARKS THE YEAR THE BRAVES FINALLY FOUND THEIR HOME IN THE VIBRANT CITY OF ATLANTA. SOME OF THE GREATEST PLAYERS TO HAVE EVER PLAYED THE GAME OF BASEBALL DID SO WEARING BRAVES JERSEYS. THE AMENITIES AVAILABLE WITHIN SUNTRUST PARK AND THE BATTERY ALLOW FOR A WONDERFUL FAMILY AND KID-FRIENDLY OUTING TO SUPPORT THE HOMETOWN DEFENDING CHAMPION MAJOR LEAGUE BASEBALL TEAM.



# CITY OF ATLANTA

## ATLANTA UNITED

THE MAJOR LEAGUE SOCCER ORGANIZATION WELCOMED THE ATLANTA UNITED F.C. IN 2017. ALTHOUGH THE FRANCHISE IS YOUNG AND NEW, THE ATLANTA UNITED F.C. CAME ROARING IN AS IF THEY HAD BEEN A PART OF THE PROFESSIONAL MEN'S SOCCER LEAGUE SINCE THE BEGINNING. THE UNITED ARE THE MLS FRANCHISE TO CALL ATLANTA THEIR HOME. THEIR HOME GAMES ARE PLAYED IN MERCEDES-BENZ STADIUM IN DOWNTOWN ATLANTA. ATLANTA UNITED F.C. NOT ONLY STANDS TOGETHER AS A TEAM BUT CONTINUES TO UNITE THE ENTIRE CITY OF ATLANTA.







# ATLANTA HAWKS

WHEN THE HAWKS ARE NOT ON THE COURT THEY ARE USING THEIR TIME TO BETTER AND STRENGTHEN THE ATLANTA COMMUNITY; THE ATLANTA HAWKS FOUNDATION'S MISSION IS TO "INCREASE ACCESS FOR METRO ATLANTA'S YOUTH TO PLAY, GROW, AND LEARN LIFE AND LEADERSHIP SKILLS THROUGH BASKETBALL." THE ATLANTA HAWKS NOT ONLY A SPORTS TEAM, BUT A PHILANTHROPIC ORGANIZATION HAS PLAYED AND IS PLAYING A MAJOR PART IN ATLANTA'S GROWTH BOTH ECONOMICALLY AND SOCIALLY.



# ATLANTA FALCONS

MERCEDES-BENZ STADIUM SPECTACULAR STRUCTURE IS KNOWN AS "...THE BEST VENUE IN THE NFL," AND HAS GIVEN THE PEOPLE OF ATLANTA A WORLD-CLASS VENUE THAT BRINGS A NEW KIND OF EXCITEMENT TO THE CITY AND FOOTBALL. MERCEDES-BENZ IS AN ATTRACTION IN ITSELF THAT BRINGS MORE FANS AND MORE ENERGY TO EVERY GAME. WITH THE GREAT LOVE AND SUPPORT OF THE LOYAL ATLANTA FANS, THE FALCONS ARE ON THE HUNT FOR THE FRANCHISE'S FIRST EVER SUPER BOWL WIN.





# MINISTER OF MAYHEM

**"WE ARE GOING TO GET THE BEST OF THE BEST TO COME PLAY FOR US. THE EFFORT PIECE IS NEVER GOING TO CHANGE BECAUSE THAT'S WHAT OUR CULTURE IS BUILT ON. EFFORT IN THE CLASSROOM, EFFORT ON THE FIELD, EFFORT OFF THE FIELD, EFFORT IN EVERY SINGLE THING YOU DO BECAUSE THAT IS OUR CULTURE."**

Geoff Collins, an Atlanta area native and one of college football's most innovative and highly regarded coaches, is in his fourth season as Georgia Tech football's head coach. He was named the 20th football head coach in Georgia Tech history on Dec. 7, 2018.

Born in Decatur, Ga. and raised in Conyers, Ga., Collins took the reins at Georgia Tech after serving as the head coach at Temple University in 2017 and 2018.

Despite the challenges associated with overhauling Georgia Tech's football culture, including installing a pro-style spread offensive attack after 11 years of option football at Tech, as well as the unprecedented and unexpected obstacles presented by the Covid-19 pandemic, Collins' three-year tenure as the Yellow Jackets' head coach has been marked by a bevy of accomplishments. They include:

- Three-straight nationally lauded recruiting classes;
- The development of four NFL Draft picks in three seasons;
- Memorable victories, including a 45-22 rout over No. 20 North Carolina in Tech's inaugural "Mayhem at Mercedes-Benz Stadium" game last season, a thrilling 16-13 come-from-behind triumph at Florida State to open the 2020 season (the Yellow Jackets' first season-opening true road win since 2007), a 28-21 overtime win at Miami in 2019 (Tech's first-ever win over the Hurricanes at Miami's Hard Rock Stadium) and a pair of nationally televised primetime victories - a 28-26 win over NC State in 2019 and a 46-27 victory over Louisville in 2020.



# CREATOR OF CHAOS



### GEOFF COLLINS' BOWL HISTORY (14)

Bowl.....	Date.....	Result
Gator.....	Jan. 1, 2000 .....	Miami 28, Georgia Tech 13
Peach.....	Dec. 29, 2000.....	LSU 28, Georgia Tech 14
Seattle.....	Dec. 27, 2001 .....	Georgia Tech 24, Stanford 14
Gator.....	Jan. 1, 2007 .....	West Virginia 38, Georgia Tech 35
Independence.....	Dec. 30, 2007 .....	Alabama 30, Colorado 24
St. Petersburg.....	Dec. 19, 2009 .....	Rutgers 45, UCF 24
Little Caesars Pizza.....	Dec. 26, 2010.....	FIU 34, Toledo 32
Music City.....	Dec. 30, 2011 .....	Mississippi State 23, Wake Forest 17
Gator.....	Jan. 1, 2013 .....	Northwestern 34, Mississippi State 20
Liberty.....	Dec. 31, 2013 .....	Mississippi State 44, Rice 7
Orange.....	Dec. 31, 2014 .....	Georgia Tech 49, Mississippi State 34
Citrus.....	Jan. 1, 2016 .....	Michigan 41, Florida 7
Outback.....	Jan. 2, 2017.....	Florida 30, Iowa 3





Prior to taking the reins at Georgia Tech, Collins put together the most successful first two seasons by a head coach in Temple's 121-year football history. Collins compiled 15 wins and led Temple to two bowl games in his two seasons with the Owls, which are both school records for a coach in his first two campaigns at TU.

In his first season at Temple, Collins led the Owls a 28-3 win over Florida International in the 2017 Gasparilla Bowl, which was good for only the third bowl victory in school history and its first since 2011.

He coached the Owls to an 8-4 record and 7-1 mark in the American Athletic Conference in 2018, with Temple's only conference defeat coming at No. 8-ranked and undefeated UCF. The 8-4 campaign earned Temple a berth in the Independence Bowl.

Prior to becoming head coach at Temple, Collins was one of the nation's most respected defensive coordinators, serving in the role at Florida (2015-16), Mississippi State (2013-14, co-DC: 2011-12), FIU (2010) and his alma mater, Western Carolina (2002-05).

Highlights of his career as a coordinator included ranking among the nation's top 10 in total defense in each of his two seasons at Florida (No. 8 in 2015 and No. 5 in 2016), ranking among the top 25 nationally in total defense (18th - 2013) and scoring defense (23rd - 2014) during his two seasons calling plays at Mississippi State and leading the Sun Belt Conference in total defense, scoring defense and turnover margin in his lone campaign at FIU (2010).

He is the only coach to ever be nominated for the Broyles Award, given to college football's top assistant coach, at three different schools (FIU - 2010, Mississippi State - 2014 and Florida - 2015).



Collins' coaching career also includes a pair of prior stints at Georgia Tech. He first came to The Flats as a graduate assistant (1999-2000), then tight ends coach (2001) under head coach George O'Leary from 1999-2001, followed by a year as director of player personnel under head coach Chan Gailey in 2006.





@COACHCOLLINS

# LEGACY

50+ NFL PLAYERS



ANTHONY GAITOR, FLETCHER COX, CHARLES MITCHELL, DARIUS SLAY, JOHNATHAN BANKS, JOHNATHAN CYPREIN, JOSH BOYD, TOUREK WILLIAMS, PRESTON SMITH, MATT WELLS, DEONTAE SKINNER, TAVEZE CALHOUN, VERNON HARGREAVES, KEANU NEAL, CHRIS JONES, ANTONIO MORRISON, ALEX MCCALISTER, BRIAN POOLE, JARRAD FAVIS, ALEX ANZALONE, CALEB BRANTLEY, JOEY IVIE, BRYAN COX, TAVEN BRYAN, DUKE DAWSON, MARCELL HARRIS, JOACOB MARTIN, JULLIAN TAYLOR, COLE BOOZER, SHARIF FINCH, SEAN CHANDLER, KEITH KIRKWOOD, ROCK YA-SIN, RYQUELL ARMISTEAD, MICHAEL DOGBE, JAELIN ROBINSON, CHRIS MYARICK, ROB RITROVATO, SHUAN BRADLEY, CHAPELLE RUSSELL, TYLER DAVIS, JALEN CAMP, NATHAN COTTRELL, TARIQ CARPENTER.

In all, Collins has recruited and/or coached more than three dozen players that have gone on to play in the National Football League. In addition to the four Jaguars drafted under Collins' tutelage and running back Nathan Cottrell, who made the Jacksonville Jaguars as an undrafted free agent out of Tech in 2020, Collins' NFL pupils include Philadelphia Eagles All-Pro defensive tackle Fletcher Cox (a consensus All-American at Mississippi State and No. 12 overall pick in the 2012 NFL Draft), Tampa Bay Buccaneers safety Keanu Neal (the No. 17 overall pick in the 2016 NFL Draft) and Indianapolis Colts cornerback Rock Ya-Sin (who earned first-team all-American Athletic Conference honors at Temple after transferring from Presbyterian College and went on to be selected in the second round of the 2019 NFL Draft).





In addition to being renowned as a coach, strategist and evaluator, Collins is also widely recognized as the nation's top head coach when it comes to branding his football program, particularly when it comes to utilizing social media in branding and recruiting efforts. His expertise in marketing and branding has led to him being a guest lecturer for Georgia Tech's Scheller College of Business executive MBA program and a featured speaker at the 2019 Hashtag Sports conference in New York City. Under Collins, Tech became only the second college football program in the nation to partner with renowned creative agency JIS and the first program in the nation to enter into a partnership with best-selling author and branding consultant Jeremy Darlow. Collins' focus on giving his student-athletes the resources and tools to assist in building their personal brand is a main reason that Georgia Tech has been at the forefront for student-athletes being able to maximize name, image and likeness opportunities.

Collins' innovations in utilizing social media to aid in recruiting efforts have not only helped Georgia Tech land the two highest-rated recruiting classes in school history, but also helped Alabama sign the No. 1 class in the nation in 2007-08. Alabama's 2008 signing class included running back Mark Ingram, who went on to become the first Heisman Trophy winner in Crimson Tide history in 2009.

As a student-athlete, Collins totaled 194 career tackles as an outside linebacker and defensive back at Western Carolina (1989-92). He had 68 tackles and six tackles for loss as a junior and helped lead WCU to a 7-4 record with 62 stops, including five behind the line of scrimmage, as a senior.

Collins, 51, is married to the former Jennifer Haynes. They have a daughter, Astrid (6).







GEORGIA  
FOOT

# OFF-SEASON







A TECH.  
BALL

# WORKOUTS



GT

GEORGIA INSTITUTE OF TECHNOLOGY

**NUMBER ONE  
PUBLIC INSTITUTION  
IN AMERICA**



**40%**

***OF GEORGIA TECH GRADUATES  
BECOME MILLIONAIRES***

**90%**

***GRADUATION  
SUCCESS RATE***

**400**

***ACRE CAMPUS LOCATED  
IN THE HEART OF MIDTOWN  
ATLANTA***







## 2022 GEORGIA TECH FOOTBALL INFORMATION GUIDE

Georgia Tech Communications and Public Relations

### INTRODUCTION

Student-Athlete Performance Center.....	2-3
Bobby Dodd Stadium.....	4-5
Mayhem at Mercedes-Benz Stadium.....	6-7
City of Atlanta.....	8-9
Minister of Mayhem.....	10-15
Off-Season Workouts.....	16-17
No. 1 Public Institution.....	18
Table of Contents.....	19
Media Information.....	20-21
2022 Roster.....	22-23
Coaches & Staff/Pronunciation Guide/ Roster Breakdown.....	24

### MEET THE YELLOW JACKETS

2022 Student-Athlete Profiles.....	26-56
------------------------------------	-------

### COACHES AND STAFF

Head Coach Geoff Collins.....	58-59
Assistant Coaches.....	60-70
Support Staff.....	71-78
Institute Leadership.....	80
Athletics Leadership.....	81-82

### 2021 SEASON IN REVIEW

2021 Statistics.....	84-98
The Last Time.....	99-102
Game Recaps.....	103-107
Awards and Honors.....	108

### RECORDS

Individual Records.....	110-112
Individual • Career/Season Leaders.....	113-126
Individual • Single-Game Leaders.....	127-135
Individual • Milestone Performances.....	136-144
Team Records.....	145-149
Team • Top Seasons.....	150
Team • Top Games.....	151-160
Opponent Records • Team.....	161-167
Opponent Records • Individual.....	168-171
GT/Opp. Combined Game Records.....	172-173
Year-by-Year Team Statistics.....	174-176
Annual Statistical Rankings.....	177-178

### HISTORY

Georgia Tech Football Timeline.....	180-183
Memorable Games.....	184-185
Head Coaches.....	186-187
Assistant Coaches.....	188-190
Year-by-Year Records.....	191-195
Year-by-Year Results.....	196-215
Series Records.....	216-217
Series History.....	218-229
Georgia Tech vs. NCAA Division I FBS Conferences.....	230
GT in National Polls/vs. Nationally Ranked Opponents.....	231-234
Georgia Tech on Special Dates.....	235-236
Georgia Tech on TV.....	237-241
Bowl History.....	242-243
All-Americans.....	244-246
Honors and Awards.....	247-253
Halls of Fame.....	254-255
Yellow Jackets in the NFL.....	256-262
All-Time Letterwinners.....	263-276
Starting Lineups.....	277-283
Bobby Dodd Stadium at Historic Grant Field.....	284-286

## GEORGIA TECH ATHLETIC ASSOCIATION

150 Bobby Dodd Way NW  
Atlanta, GA 30332  
404-894-5400  
[www.RamblinWreck.com](http://www.RamblinWreck.com)  
Twitter: @GTathletics  
Facebook: GTathletics  
Instagram: @GTathletics  
YouTube: RamblinWreckTube

### CREDITS

**Editors:** Mike Flynn, Andrew Clausen

**Graphic Design:** Zach Branham,  
Santino Stancato

**Editorial Assistance:** Mike Stamus, Liz Ryan,  
T.J Stricklin, Ryan Field, Simit Shah, Georgia Tech  
Football Coaches and Staff

**Photography:** Danny Karnik, Katie Meyers,  
Glenn Ingram, Patrick Clancy, Austin Foote, Kyle  
Hess, Karl Moore, Clyde Click, Stephen Jensen,  
and numerous other photographers who have  
contributed to Georgia Tech athletics archives  
over the years.

© 2022, Georgia Tech Athletic Association



Georgia Tech is an equal opportunity employer and will not discriminate against any employee or applicant on the basis of age, color, disability, gender, national origin, race, religion, sexual orientation, veteran status, or any classification protected by federal, state, or local law. Consistent with its obligations under federal law, each company that is a federal contractor or subcontractor is committed to taking affirmative action to employ and advance in employment qualified women, minorities, disabled individuals and veterans.

## COMMUNICATIONS AND PUBLIC RELATIONS



### MIKE FLYNN

Assistant A.D.  
Communications and Public Relations  
**PRIMARY FOOTBALL CONTACT**  
O: (404) 894-5445  
M: (828) 964-6406  
E: mflynn@athletics.gatech.edu



### ANDREW CLAUSEN

Assistant Director  
Communications and Public Relations  
**SECONDARY FOOTBALL CONTACT**  
O: (404) 894-5445  
M: (678) 764-0867  
E: aclausen@athletics.gatech.edu



### MIKE STAMUS

Associate Director  
Communications and Public Relations  
**FOOTBALL CREDENTIALS**  
O: (404) 894-5445  
E: mstamus@athletics.gatech.edu



### LIZ RYAN

Associate Director  
Communications and Public Relations



### T.J. STRICKLIN

Assistant Director  
Communications and Public Relations



### BECCA GADDY

Postgraduate Intern  
Communications and Public Relations

## MEDIA INFORMATION

### CREDENTIAL REQUESTS

Requests for season and single-game credentials to cover Georgia Tech football home games in 2022 must be made via Georgia Tech athletics' online credential request portal. Links are available at:  
[ramblinwreck.com/credentials-and-policies](http://ramblinwreck.com/credentials-and-policies).

Game-by-game credential requests will be accepted the week of each Georgia Tech home game, beginning on Monday at 8 a.m. and closing on Wednesday at noon (12 p.m.).

Credentials will not be mailed, but can be shipped if a FedEx number is provided and time permits. Otherwise, credentials will be left at the media entrance, which is located at Gate 6 on the north end of Bobby Dodd Stadium (off Bobby Dodd Way, adjacent to Callaway Plaza).

### MEDIA PARKING

A limited number of complimentary parking spaces are available to media for Georgia Tech football home games. Please include parking requests with credential requests. Parking passes will be emailed.

### MEDIA ENTRANCE

Media can only access Bobby Dodd Stadium via a dedicated media entrance located at Gate 6 on the north end of Bobby Dodd Stadium (off Bobby Dodd Way, adjacent to Callaway Plaza). All bags

will be screened by stadium security. Media are able to access the press box and the field-level photo work room from the media entrance.

### PRESS BOX

Bobby Dodd Stadium's press box is located on the west side of the stadium. From the media entrance, take the Gate 6 elevator to the north concourse level and turn right on the concourse. When the north concourse meets the west concourse, turn left onto the west concourse to the elevator, which is located approximately one-third of the way down the covered west festival area on the right. Take the elevator to Level 4 to access the press box.

### PHOTO WORK ROOM

A field-level photo work room is located in the Edge Center on the northeast side of Bobby Dodd Stadium. It can be accessed via the tunnel in the northeast corner of Grant Field and following signage to the work room.

The field-level photo work room opens two hours before kickoff (it is not accessible before that time due to game operations meetings that are held in the same room).

Seats will be reserved for selected media outlets and visiting teams. All other seats are available on a first-come, first-served basis. An overflow photo work area is located in the press box.





## PHOTO VESTS

Field-level photographers and videographers are required to wear photo vests. Vests will be distributed in the field-level photo work room. Vests must be returned to the field-level photo work room postgame. Media will be charged for vests that are not returned following each game.

## FIELD ACCESS

Photographers and videographers wearing issued photo vests are the only media members that may access the field from the time media are permitted to enter the stadium until five minutes remain on the game clock in the fourth quarter. At that time, all media will be permitted to access the field in order to be able to make it to postgame press conferences on time. Media members are, not permitted to conduct on-field interviews at any time (with the exception of live broadcast rightsholders). TV reporters that wish to shoot live standups on the field during pregame warmups will be permitted to do so if time and space allow. Please make requests to shoot pregame on-field standups to **Mike Flynn** (mflynn@athletics.gatech.edu).

## WIRELESS INTERNET

Wireless internet access is available in the press box. Log-in information is available on seat place cards and posted throughout the press box.

## MEDIA MEALS

Complimentary meals are available to credentialed media in the press box beginning two hours before kickoff.

## PRACTICE COVERAGE

On a typical game week (Saturday game), practice will be open to media for approximately 20 minutes at the beginning of practice on Tuesday and Wednesday. Media that wish to request access to practice should contact **Mike Flynn** (mflynn@athletics.gatech.edu) no later than the close of business the day before the practice they wish to attend.

## GEOFF COLLINS WEEKLY PRESS CONFERENCE

On a typical game week (Saturday game), Georgia Tech head coach Geoff Collins' weekly press conference will be held on Tuesday (time TBA) in the Bobby Dodd Stadium Letterwinners Lounge (access via elevator at Gate 6). Media are invited to enjoy a complimentary lunch in the GTAA dining hall following the press conference.

Requests to conduct interviews with Coach Collins at other times should be directed to **Mike Flynn** (mflynn@athletics.gatech.edu) at least 48 hours in advance.

## ASSISTANT COACHES

### MEDIA AVAILABILITY

Requests for assistant coach interviews will be considered on a case-by-case basis and should be emailed to **Mike Flynn** (mflynn@athletics.gatech.edu).

### STUDENT-ATHLETES MEDIA AVAILABILITY

On a typical game week, selected student-athletes are available to media after practice on Wednesday. Any requests for student-athletes to be made available must be made to **Mike Flynn** (mflynn@athletics.gatech.edu) by the close of business the day before a morning practice or by noon on the day of an afternoon practice. Student-athletes who do not practice will not be made available, nor will freshmen who have yet to play in a game at Georgia Tech.

Requests to conduct interviews with student-athletes at other times should be directed to **Mike Flynn** (mflynn@athletics.gatech.edu) at least 48 hours in advance.

## POSTGAME INTERVIEWS

Following home games at Bobby Dodd Stadium, Geoff Collins and selected student-athletes are available in the Edge-Rice Center museum on the north end of Bobby Dodd Stadium following a cooling-down period. The visiting team will hold its press conference in the Georgia Tech weight room on the south end of Bobby Dodd Stadium. Following road games, Collins and requested players will be available following a cooling-down period at a site determined by the home team. Please make your requests for Yellow Jacket players to **Mike Flynn** prior to the conclusion of the game.

## ACC MEDIA PORTAL

Video/audio from media availability sessions throughout each week, as well as game photos and video highlights, are available to media at no cost via the ACC Media Portal. To register for the ACC Media Portal, please email [svollinger@theacc.org](mailto:svollinger@theacc.org).

## WEEKLY SCHEDULE

*Below is the typical media availability schedule for a Georgia Tech football game week (Saturday game). Schedule will be adjusted for weekday games. Availability is subject to change.*

### SUNDAYS

No availability

### MONDAYS

No availability

### TUESDAYS

- Geoff Collins weekly press conference  
— Time TBD (a.m. practice)

### WEDNESDAYS

- Select Georgia Tech student-athletes available post-practice — Time TBD (a.m. practice)\*

### THURSDAYS

- No availability

### FRIDAYS

- No availability  
(except game broadcast crews)

### SATURDAYS

- Head coach Geoff Collins and selected student-athletes available postgame  
— For home games, Georgia Tech postgame press conferences will be conducted in the Edge-Rice Center, located on the north end of Bobby Dodd Stadium (directions will be provided in the press box). For road games, Georgia Tech postgame press conference locations are TBD.



# 2022 GEORGIA TECH FOOTBALL INFORMATION GUIDE

## INTRODUCTION

ALPHABETICAL			NUMERICAL ROSTER						
NO.	NAME	POS.	NO.	NAME	POS.	HT.	WT.	CL.	HOMETOWN/HIGH SCHOOL (PREV. COLLEGE)
52	R.J. Adams	OL	0	E.J. Jenkins	WR	6-7	243	r-Sr	Fredricksburg, Va./Chancellor H.S. (South Carolina)
4	Derrick Allen	DB	0	Myles Sims	DB	6-3	187	r-Jr.	Atlanta, Ga./Westlake H.S. (Michigan)
25	Kenny Bennett	DB	1	Leo Blackburn	WR	6-5	221	r-Fr.	Atlanta, Ga./Westlake H.S.
81	Luke Benson	TE	1	Charlie Thomas	LB	6-3	215	Sr.	Thomasville, Ga./Thomasville H.S.
58	Brandon Best	OL	2	Dylan Leonard	TE	6-5	238	Jr.	Milton, Ga./Milton H.S.
88	Zeek Biggers	DL	2	Ayinde Eley	LB	6-3	233	r-Sr.	Olney, Md./Good Counsel H.S. (Maryland)
93	Aidan Birr	PK	3	Hassan Hall	RB	6-0	196	Sr.	Atlanta, Ga./Maynard Jackson H.S. (Louisville)
1	Leo Blackburn	WR	3	Kenyatta Watson II	DB	6-1	185	r-So.	Loganville, Ga./Grayson H.S. (Texas)
25	James BlackStrain	WR	4	Dontae Smith	RB	5-11	203	r-Jr.	Spring Hill, Tenn./Spring Hill H.S.
83	Stone Bonner	TE	4	Derrick Allen	DB	6-2	212	r-Jr.	Marietta, Ga./Lassiter H.S. (Notre Dame)
9	Avery Boyd	WR	5	T.K. Chimedza	DL	6-3	335	r-Jr.	Dacula, Ga./IMG Academy, Fla.
20	LaMiles Brooks	DB	5	Kalani Norris	WR	6-0	170	Jr.	Miami, Fla./Christopher Columbus H.S.
35	Sirad Bryant	DB	6	Dylan McDuffie	RB	6-0	217	r-Jr.	Buffalo, N.Y./Sweet Home H.S. (Buffalo)
53	Lucas Buffkin	LB	6	Keion White	DL	6-5	286	r-Sr.	Garner, N.C./Garner H.S. (Old Dominion)
31	Christian Burkhalter	DL	7	Malachi Carter	WR	6-3	192	Sr.	Lawrenceville, Ga./Mountain View H.S.
49	Grey Carroll	DL	7	Zamari Walton	DB	6-3	185	r-Jr.	Melbourne, Fla./Melbourne Central Catholic H.S.
90	Daniel Carson	DL	*7	Bryce Gowdy	WR	6-3	210	—	Deerfield Beach, Fla./Deerfield Beach H.S.
7	Malachi Carter	WR	8	Nate McCollum	WR	5-11	184	So.	McDonough, Ga./Dutchtown H.S.
5	T.K. Chimedza	DL	8	Makius Scott	DL	6-4	295	So.	Gainesville, Ga./Gainesville H.S. (South Carolina)
43	Noah Collins	DL	9	Avery Boyd	WR	6-2	230	So.	Tallahassee, Fla./Godby H.S.
47	Trent Davis	DB	9	Kyle Kennard	DL	6-5	240	So.	Atlanta, Ga./Riverwood H.S.
99	D'Quan Douse	DL	10	Jeff Sims	QB	6-4	219	So.	Jacksonville, Fla./Sandalwood H.S.
22	Kaleb Edwards	DB	11	Kevin Harris	DL	6-4	241	r-So.	Loganville, Ga./Grayson H.S. (Alabama)
44	Kyle Efford	LB	11	Ryan King	WR	6-3	214	So.	Loganville, Ga./Grayson H.S.
2	Ayinde Eley	LB	12	Malik Rutherford	WR	5-9	155	r-Fr.	Miami, Fla./Champagnat Catholic School
23	Jamie Felix	RB	12	Aidan Semo	QB	6-3	204	Fr.	Tiger, Ga./Rabun Gap H.S.
72	Weston Franklin	OL	13	D.J. Moore	WR	6-1	187	Fr.	Loganville, Ga./Archer H.S.
34	Khatavian Franks	LB	13	Eric Reed Jr.	DB	6-0	196	r-Fr.	Shreveport, La./Calvary Baptist Academy (Auburn)
46	Henry Freer	LS	14	Jaylon King	DB	6-1	192	r-Jr.	La Vergne, Tenn./Ensworth H.S.
67	Joe Fusile	OL	14	Zach Pyron	QB	6-3	213	Fr.	Pinson, Ala./Pinson Valley H.S.
23	Khari Gee	DB	15	Zach Gibson	QB	6-3	211	r-So.	Alpharetta, Ga./Johns Creek H.S. (Akron)
74	Tyler Gibson	OL	15	Carson Harof	WR	5-11	185	r-Fr.	Woodstock, Ga./Blessed Trinity Catholic H.S.
15	Zach Gibson	QB	16	Brody Rhodes	QB	6-1	191	r-Fr.	Canton, Ga./Creekview H.S.
33	Daylon Gordon	RB	16	K.J. Wallace	DB	5-11	184	r-So.	Atlanta, Ga./Lovett School (Notre Dame)
*7	Bryce Gowdy	WR	17	Demetrius Knight II	LB	6-2	247	Jr.	Locust Grove, Ga./Strong Rock Christian School
76	Wing Green	OL	17	Taisun Phommachanh	QB	6-3	208	r-So.	Bridgeport, Conn./Avon Old Farms Prep (Clemson)
3	Hassan Hall	RB	18	Peje' Harris	TE	6-3	226	r-Jr.	Newman, Ga./Newman H.S.
15	Carson Harof	WR	18	Ahmari Harvey	DB	6-0	174	r-Fr.	Tallahassee, Fla./Florida State Univ. School (Auburn)
11	Kevin Harris	DL	20	LaMiles Brooks	DB	6-2	192	So.	Jacksonville, Fla./Trinity Christian Academy
18	Peje' Harris	TE	20	Antonio Martin Jr.	RB	5-11	221	Fr.	Atlanta, Ga./Langston Hughes H.S.
18	Ahmari Harvey	DB	21	Jalen Huff	DB	6-0	180	So.	Athens, Ga./Buford H.S.
31	Jamal Haynes	WR	21	Beau Lark	ATH	5-11	195	r-Fr.	Johns Creek, Ga./Northview H.S. (Kennesaw State)
37	Colin Hemingway	RB	22	Kaleb Edwards	DB	6-0	222	So.	Dacula, Ga./Dacula H.S.
42	Ben Hollerbach	DB	22	Juju Lewis	WR	6-2	213	Fr.	Davie, Fla./Western H.S.
21	Jalen Huff	DB	23	Jamie Felix	RB	5-10	204	Fr.	Kingland, Ga./Camden County H.S.
0	E.J. Jenkins	WR	23	Khari Gee	DB	6-2	202	r-Fr.	Atlanta, Ga./Woodward Academy (Notre Dame)
24	Kenan Johnson	DB	24	Kenan Johnson	DB	6-1	180	r-So.	Minneola, Fla./Lake Minneola H.S.
30	Tamari Jones-Cummings	DB	25	Kenny Bennett	DB	6-3	194	r-Sr.	Philadelphia, Pa./Academy at Palumbo (Maryland)
87	Jude Kelley	PK	25	James BlackStrain	WR	6-2	188	r-Fr.	Cocoa, Fla./Holy Trinity Episcopal Academy
9	Kyle Kennard	DL	26	Rodney Shelley	DB	5-11	165	Fr.	Fairburn, Ga./Langston Hughes H.S.
14	Jaylon King	DB	27	Josh Robinson	DL	6-6	259	So.	Douglasville, Ga./Douglas County H.S.
11	Ryan King	WR	28	Connor Mack	DB	5-10	179	r-Fr.	Covington, Ga./Newton H.S.
17	Demetrius Knight II	LB	29	Clayton Powell-Lee	DB	6-2	175	Fr.	Atlanta, Ga./Westlake H.S.
62	Cade Kootsouradis	OL	30	Tamari Jones-Cummings	DB	6-2	197	r-Fr.	Fort Lauderdale, Fla./Nova Southeastern Univ. School
21	Beau Lark	ATH	31	Christian Burkhalter	DL	6-4	236	r-Fr.	Mobile, Ala./Spanish Fort H.S. (UCLA)
79	William Lay III	OL	31	Jamal Haynes	WR	5-9	180	r-Fr.	Loganville, Ga./Grayson H.S.
75	Jakiah Leftwich	OL	32	Sylvain Yondjouen	DL	6-4	257	Jr.	Ruisbroek, Belgium/Don Bosco School
2	Dylan Leonard	TE	33	Daylon Gordon	RB	5-9	185	r-Fr.	Eastman, Ga./Dodge County H.S.
22	Juju Lewis	WR	33	Tyson Meiguez	LB	6-2	216	r-Fr.	Fairburn, Ga./Creekside H.S.
55	Horace Lockett	DL	34	Khatavian Franks	LB	6-2	213	r-Fr.	Fairburn, Ga./Creekside H.S.





NO.	NAME	POS.	HT.	WT.	CL.	HOMETOWN/HIGH SCHOOL (PREV. COLLEGE)
35	Sirad Bryant	DB	6-2	208	r-Fr.	Cordele, Ga./Crisp County H.S.
36	Jaylin Marshall	DB	6-3	196	Fr.	Fort Lauderdale, Fla./Western H.S.
37	Colin Hemingway	RB	5-6	185	r-Fr.	Boyd's, Md./Poolesville H.S.
37	Harrison Peyton	LB	6-1	202	Fr.	Stuwanee, Ga./Lambert H.S.
38	Alexander Parker	DB	5-6	180	r-So.	Atlanta, Ga./Colleyville (Texas) Heritage H.S. (Baylor)
39	Englan Williams	RB	5-9	191	r-Fr.	Roswell, Ga./Blessed Trinity Catholic H.S.
40	Trenilyas Tatum	LB	6-2	216	So.	Riverdale, Ga./Mount Zion H.S.
42	Ben Hollerbach	DB	5-10	174	Fr.	Savannah, Ga./Benedictine Military School
43	Noah Collins	DL	6-5	243	So.	Loganville, Ga./Grayson H.S.
43	David Shanahan	P	6-2	201	So.	Castleland, Co. Kerry, Ireland/St. Patrick's Sec. School
44	Kyle Efford	LB	6-2	230	Fr.	Dacula, Ga./Dacula H.S.
45	Taylor McCawley	LB	6-0	222	r-So.	Sharpsburg, Ga./East Coweta H.S.
46	Henry Freer	LS	6-0	224	r-Fr.	College Park, Ga./Woodward Academy
46	Tyler Morehead	LB	5-10	226	r-Fr.	Homerville, Ga./Clinch County H.S.
47	Trent Davis	DB	5-11	167	r-Fr.	Douglas, Ga./Coffee H.S.
47	Anthony Minella	TE	6-2	246	r-Fr.	Milton, Ga./Milton H.S.
48	Tyler Rowe	DB	5-8	175	Fr.	Loganville, Ga./Grayson H.S.
49	Grey Carroll	DL	6-3	255	r-Fr.	Alcoa, Tenn./Alcoa H.S.
52	R.J. Adams	OL	6-3	329	r-Fr.	Woodbridge, Va./Woodbridge Senior H.S. (Kentucky)
52	Cade Long	LS	6-0	231	r-Jr.	Hixson, Tenn./Baylor School
53	Lucas Buffkin	LB	5-8	226	r-Fr.	Tyrone, Ga./Sandy Creek H.S.
54	Jordan Williams	OL	6-6	312	So.	Gainesville, Ga./Gainesville H.S.
55	Corey Robinson II	OL	6-5	294	r-Fr.	Roswell, Ga./Roswell H.S. (Kansas)
55	Horace Lockett	DL	6-6	337	Fr.	Atlanta, Ga./Westlake H.S.
56	K.J. Miles	DL	6-4	280	Fr.	Orange, N.J./St. Peter's Prep
57	Paul Tchio	OL	6-5	314	So.	Milton, Ga./Milton H.S. (Clemson)
58	Brandon Best	OL	6-4	311	Fr.	Tucker, Ga./Milton H.S.
59	Will Scissum	OL	6-2	306	r-So.	Marietta, Ga./The Walker School
60	Paula Vaipulu	OL	6-3	300	So.	Channeview, Texas/Channeview H.S.
61	Michael Maye	OL	6-3	315	r-Jr.	Hoover, Ala./Hoover H.S.
62	Cade Kootsouradis	OL	6-4	316	r-Fr.	Crestview, Fla./Crestview H.S.
63	Will Milam	OL	6-4	314	r-Fr.	Powder Springs, Ga./Hiram H.S.
64	Ryan Purves	OL	6-3	293	Fr.	Marietta, Ga./Walton H.S.
67	Joe Fusile	OL	6-6	316	r-Fr.	Richmond Hill, Ga./Richmond Hill H.S.
70	Bobby Mooney	OL	6-7	331	Fr.	Long Beach, Calif./Woodrow Wilson H.S.
71	Pierce Quick	OL	6-5	291	r-So.	Trussville, Ala./Hewitt-Trussville H.S. (Alabama)
72	Weston Franklin	OL	6-4	305	So.	Jesup, Ga./Wayne County H.S.
74	Tyler Gibson	OL	6-5	301	Fr.	Alpharetta, Ga./Johns Creek H.S.
75	Jakiah Leftwich	OL	6-6	311	r-Fr.	Atlanta, Ga./Westlake H.S.
76	Wing Green	OL	6-7	301	r-Fr.	Leesburg, Ga./Lee County H.S.
79	William Lay III	OL	6-2	308	r-Sr.	Bowersville, Ga./Hart County H.S.
81	Luke Benson	TE	6-4	236	Jr.	Chalfont, Pa./Central Bucks West H.S. (Syracuse)
82	Josh Sexton	WR	5-10	171	r-Fr.	Cumming, Ga./North Forsyth H.S.
83	Stone Bonner	TE	6-4	226	Fr.	Snellville, Ga./Brookwood H.S.
84	Chris Miller	TE	6-4	244	r-So.	Atlanta, Ga./St. Pius X H.S.
85	Billy Ward	TE	6-4	246	So.	Locust Grove, Ga./Locust Grove H.S.
86	Luke Moseley	WR	6-2	166	r-So.	Calhoun, Ga./Calhoun H.S.
87	Jude Kelley	PK	6-1	174	r-Fr.	Acworth, Ga./Allatoona H.S.
87	Ben Wilhelm	TE	6-5	263	r-So.	Thomasville, Ga./Thomas County Central H.S.
88	Zeek Biggers	DL	6-6	341	So.	Salisbury, N.C./West Rowan H.S.
88	Gavin Stewart	PK	5-11	181	So.	Savannah, Ga./Benedictine Military Academy
89	Ben Postma	TE	6-4	247	r-Fr.	Cypress, Texas/Cypress Ranch H.S.
90	Daniel Carson	DL	6-4	287	r-Jr.	Kansas City, Mo./William Christman H.S. (W. Illinois)
92	Ty Thompson	DL	5-11	224	Fr.	Acworth, Ga./Allatoona H.S.
93	Aidan Birr	PK	6-1	190	Fr.	Kennedale, Texas/Kennedale H.S.
93	Jaaymen Rochell	DL	6-4	290	Fr.	Duluth, Ga./North Gwinnett H.S.
94	Chase Sippola	DL	5-10	259	r-Fr.	Carrollton, Ga./Carrollton H.S. (U.S. Coast Guard Acad.)
95	Jason Moore	DL	6-2	291	r-Fr.	Hampton, Ga./Dutchtown H.S.
97	Akelo Stone	DL	6-2	280	r-Fr.	Savannah, Ga./Jenkins H.S.
99	D'Quan Douse	DL	6-2	282	r-So.	Savannah, Ga./Calvary Day School

\* in memoriam; died Dec. 31, 2019

NO.	NAME	POS.
52	Cade Long	LS
28	Connor Mack	DB
36	Jaylin Marshall	DB
20	Antonio Martin Jr.	RB
61	Michael Maye	OL
45	Taylor McCawley	LB
8	Nate McCollum	WR
6	Dylan McDuffie	RB
33	Tyson Meiguez	LB
63	Will Milam	OL
56	K.J. Miles	DL
84	Chris Miller	TE
47	Anthony Minella	TE
70	Bobby Mooney	OL
13	D.J. Moore	WR
95	Jason Moore	DL
46	Tyler Morehead	LB
86	Luke Moseley	WR
5	Kalani Norris	WR
38	Alexander Parker	DB
37	Harrison Peyton	QB
17	Taisun Phommachanh	LB
89	Ben Postma	TE
29	Clayton Powell-Lee	DB
64	Ryan Purves	OL
14	Zach Pyron	QB
71	Pierce Quick	OL
13	Eric Reed Jr.	DB
16	Brody Rhodes	QB
55	Corey Robinson II	OL
27	Josh Robinson	DL
93	Jaaymen Rochell	DL
48	Tyler Rowe	DB
12	Malik Rutherford	WR
59	Will Scissum	OL
8	Makius Scott	DL
12	Aidan Semo	QB
82	Josh Sexton	WR
43	David Shanahan	P
26	Rodney Shelley	DB
10	Jeff Sims	QB
0	Myles Sims	DB
94	Chase Sippola	DL
4	Dontae Smith	RB
88	Gavin Stewart	PK
97	Akelo Stone	DL
40	Trenilyas Tatum	LB
57	Paul Tchio	OL
1	Charlie Thomas	LB
92	Ty Thompson	DL
60	Paula Vaipulu	OL
16	K.J. Wallace	DB
7	Zamari Walton	DB
85	Billy Ward	TE
3	Kenyatta Watson II	DB
6	Keion White	DL
87	Ben Wilhelm	TE
39	Englan Williams	RB
54	Jordan Williams	OL
32	Sylvain Yondjouen	DL

\* in memoriam; died Dec. 31, 2019



COACHES AND FOOTBALL STAFF

Head Coach: Geoff Collins (Western Carolina, 1994) — 4th season at Georgia Tech
Assistant Head Coach/Run Game Coord./OL: Brent Key (Georgia Tech, 2001)
Asst. Head Coach (Defense)/Def. Run Game Coord.: David Turner (Davidson, 1985)
Offensive Coordinator/Tight Ends: Chip Long (North Alabama, 2005)
Defensive Coordinator: Andrew Thacker (Furman, 2007)
Defensive Pass Game Coord./DBS: Travares Tillman (Georgia Tech, 2010)
Wide Receivers: Del Alexander (Southern California, 1995)
Running Backs: Mike Daniels (Cincinnati, 2007)
Defensive Line/Def. Recruiting Coord.: Larry Knight (Central Michigan, 2010)
Linebackers: Jason Semore (Adams State, 2005)
Quarterbacks: Chris Weinke (Florida State, 2000)
Head FB Strength and Conditioning Coach: Lewis Caralla (Defiance, 2008)
Player Development Coach: Karson Block (Washington State, 2020)
Player Development Coach: Sean Boyle (Temple, 2012)
Player Development Coach: Thomas Gordon (Michigan, 2013)
Player Development Coach: Chad Smith (Chattanooga, 2006)
Director of Football Operations: Scott Wallace (California, 2011)
Assistant Director of Football Operations: Jon Blake (Arkansas, 2015)
Football Research and Analytics Coordinator: Pat Boyle (Temple, 2012)
Special Assistant to the Head Coach: Jim Chaney (Central Missouri, 1985)
Quality Control Specialist/Offense: Will Glover (Clayton State, 2009)
Quality Control Specialist/Defense: TBA
Analyst (Offense): TBA
Analyst (Defense): Anthony Parker (Tennessee, 2008)
Analyst (Special Teams): J.B. Hall, Jr. (Adams State, 2013)
Graduate Assistant Coach: Nathan Brock (Ohio State, 2020)
Graduate Assistant Coach: Alec Brown (Auburn, 2017)
Graduate Assistant Coach: Tommy Gerhard (Wittenberg, 2019)
Graduate Assistant Coach: Kenny Lucky (Ohio, 2017)
Director of Scouting and Pro Liaison: Kenyatta Watson (Boston College, 1996)
Director of Player Personnel: Thomas Guerry (Mississippi State, 2008)
Director on On-Campus Recruiting: Kyler Glover (South Carolina, 2019)
Assoc. Director of Player Personnel: Brooks Barnineau (Clemson, 2020)
Social Media Specialist: Katie Meyers (UCLA, 2015)
Graphics Specialist: Zach Branham
Head Football Athletic Trainer: Mark Smith (SUNY Brockport, 2010)
Assistant Football Athletic Trainer: Patrick Driscoll (Salisbury, 2016)
Assistant Equipment Manager: Punt Windham (Georgia Tech, 1994)
Assistant Equipment Manager: Kane Ivers-Osthus (Florida, 2016)
Assistant A.D./Video Operations: Todd McCarthy (VCU, 1992)
Assistant Football Video Coordinator: Glenn Ingram (Georgia Southern, 2020)

PRONUNCIATION GUIDE

Table with 2 columns: Student-Athletes (numbered 2-99) and their names with phonetic pronunciations. Includes names like AYINDE ELEY, HASSAN Hall, KENYATA Watson II, DONTAE Smith, T.K. CHIMEDZA, KALANI Norris, KEION White, ZAMARI Walton, MALACHI Carter, MAKIUS Scott, Kyle KENNARD, MALIK Rutherford, Zach PYRON, SIRAD Bryant, TAISUN PHOMMACHANH, PEJE Harris, AHMARI Harvey, KHARI Gee, KENAN Johnson, TAMARII Jones-Cummings, Sylvain YONDJOUEN, Tyson MEIGUEZ, KHATAWAN Franks, TRENILYAS Tatum, Kyle EFFORD, Paul TCHIO, Paula VAIPULU, Cade KOOTSOURADIS, Joe FUSILE, JAKIAH Leftwich, Ben POSTMA, AKELO Stone, D'Quan DOUSE.

Coaches

Table with 2 columns: Coach Name and Pronunciation. Includes Jason SEMORE, TRAVARES Tillman, Chris WEINKE.

ROSTER BREAKDOWN

Table with 2 columns: Eligibility/Category and Count. Rows include Freshmen (61), Sophomores (34), Juniors (16), Seniors (8), Business administration (72), Literature, media and communication (13), History, technology and society (9), Building construction and facility management (2), Mechanical engineering (5), Civil engineering (3), Biology (2), Computer science (2), Architecture (1), Chemical and biomolecular engineer (1), Computer engineering (1), Economics (1), Electrical engineering (1), Public policy (1), Quantitative and computational finance (1).

Table with 2 columns: Home State / Country and Count. Rows include Georgia (79), Florida (14), Tennessee (4), Alabama (4), Texas (3), Maryland (2), North Carolina (2), Pennsylvania (2), Virginia (2), California (1), Connecticut (1), Louisiana (1), Missouri (1), New Jersey (1), New York (1), Belgium (1), Ireland (1).



# MEET THE YELLOW JACKETS





# 52

## R.J. ADAMS

**OL • 6-3 • 329 • r-Fr.**  
**Woodbridge, Va./Woodbridge (Kentucky)**

**2020-21 (Kentucky):** Did not see game action ... Retains four seasons of eligibility.

**High School:** Rated as a four-star prospect by *Rivals* and ESPN ... Tabbed as the No. 6 overall player in Virginia and the No. 12 offensive guard in the nation by *Rivals* ... Selected to play in the 2020 Under Armour All-America Game ... Three-year starter and two-year captain at Woodbridge Senior H.S. ... Helped lead Woodbridge Senior to state final four as a sophomore (2017) and Virginia 6A state championship as a junior (2018) ... Did not surrender a sack as a senior (2019), en route to second-team all-district, all-region and Washington Post all-Met honors ... Won school's prestigious Iron Mad Award for starting every game over three seasons (34 straight), including the final 10 on both sides of the ball ... Coached by Gary Wortham Sr. ... Versatile athlete was also a two-year varsity letterwinner in basketball ... Four-year member of AB honor roll.

**Personal:** Father, Reuben, played football at Howard and is a member of the school's athletics hall of fame ... Majoring in literature, media and communication.



# 4

## DERRIK ALLEN

**DB • 6-2 • 212 • r-Jr.**  
**Marietta, Ga./Lassiter (Notre Dame)**

**2021 (Redshirt Freshman):** Played in 10 games ... Finished the season with four tackles ... Made first-career start in win over No. 20 North Carolina (Sept. 25) and recorded a season-high three tackles (all solo) ... Other stop came at No. 6 Clemson (Sept. 18).

**2020 (Redshirt Freshman—"Covid Year" – year of eligibility retained):** Played in nine games as a reserve safety and on special teams ... Amassed 13 tackles ... Matched a season-high four tackles in primetime wins over Louisville (Oct. 9) and Duke (Nov. 28) ... Had two stops against eventual ACC champion and College Football Playoff participant Clemson (Oct. 17).

**2019 (Notre Dame):** Redshirted as a true freshman.

**High School:** No. 69-ranked overall player nationally, No. 7 safety nationally and No. 10 player from Georgia by *247Sports* ... No. 78-ranked overall player nationally, No. 5 safety nationally and No. 12 player from Georgia by ESPN ... No. 66-ranked overall player nationally, No. 7 safety nationally and No. 8 player from Georgia by *Rivals* ... Five-star member of the *PrepStar* Top 300 Dream Team, ranked as the No. 48 player in the class of 2018 and the No. 11 cornerback ... Senior season at Lassiter High School was cut short due to an injury ... Tallied 54 solo tackles, three tackles for loss, three interceptions and seven pass breakups in eight games ... Recorded 14 receptions for 191 yards and four TDs as well as 448 return yards ... Selected to participate in the 2018 U.S. Army All-American Bowl in San Antonio, Texas ... Selected to participate in Nike's 2017 "The Opening" in Beaverton, Oregon ... Played for coach Jep Irwin.

**Personal:** Majoring in business administration.

### CAREER HIGHS

**Tackles:** 4, twice - last vs. Duke (Nov. 28, 2020)  
**Solo Tackles:** 1, 4x - last vs. Duke (Nov. 28, 2020)

### CAREER STATISTICS

#### DEFENSIVE

YR	G-GS	UT	AT	TT	TFL	PD	FF/FR	BLK	QBH
2020	9-0	6	7	13	0.0-0	0	0/0	0	0
2021	10-1	3	1	4	0.0-0	0	0/0	0	0
<b>Total</b>	<b>19-1</b>	<b>9</b>	<b>8</b>	<b>17</b>	<b>0.0-0</b>	<b>0</b>	<b>0/0</b>	<b>0</b>	<b>0</b>



# 25

## KENNY BENNETT

**DB • 6-3 • 180 • r-Sr.**  
**Philadelphia, Pa./Academy at Palumbo (Maryland)**

**2017-21 (Maryland):** Appeared in 22 games and made five starts in five years at Maryland ... Retains one season of eligibility ... He recorded nine tackles and three pass breakups ... Appeared in nine games with three starts at defensive back in 2021 ... Named team's Special Teams Player of the Year ... Totaled nine tackles (six solo) and three pass breakups ... Appeared in all five games with two starts in 2020 ... Tallied eight tackles, two pass breakups and an interception ... Earned first career start at Indiana (Nov. 28) ... Notched first career interception and career-best four tackles at Penn State (Nov. 7) ... Appeared in first four games of the 2019 season ... Tallied five tackles (four solo) ... Appeared in three games in 2018 ... Appeared in two games in 2017 as a true freshman before redshirting ... Made collegiate debut against Towson (Sept. 2) ... made first career tackle at No. 10 Ohio State (Oct. 7).

**High School:** A consensus three-star recruit according to all major recruiting databases ... 2016 First Team PFN All-State – Class 5A and Second Team All-Southeastern PA ... Also a recipient of the 2016 Mini Max High School Award ... Led team in receiving yards and touchdowns in 2016 ... Posted 27 tackles and 3 interceptions in 2016 ... Coached by Scott Pitzner.

**Personal:** Earned a bachelor's degree in family science from Maryland in December 2021 ... Majoring in media, technology and society at Georgia Tech.



# 81

## LUKE BENSON

**TE • 6-4 • 236 • Jr.**  
**Chalfont, Pa./Central Bucks West (Syracuse)**

**2019-21 (Syracuse):** Played three seasons at Syracuse and has two seasons of eligibility remaining ... Appeared in 34 of Syracuse's 35 games over his three seasons with the Orange, including 10 starts ... Caught 19 passes for 261 yards and five touchdowns in three seasons at Syracuse ... Earned third-team freshman all-America honors from Pro Football Focus after playing in all 12 games with two starts and catching eight passes for 176 yards and three touchdowns as a true freshman in 2019 ... Hauled in a 70-yard touchdown reception against Holy Cross as a freshman, which was the second-longest touchdown catch by a tight end in Syracuse history and the longest since 1961 ... Appeared in all 11 games with five starts in 2020, catching six passes for 63 yards and a score ... Played in 11-of-12 games with three starts as a sophomore in 2021, catching five passes for 22 yards ... Made seven special-teams tackles





over three seasons (two in 2019, two in 2020 and three in 2021).

**High School:** Rated as a three-star prospect by *247Sports* and ESPN ... Tabbed as the No. 36 tight end in the nation and the No. 32 prospect in the state of Pennsylvania by ESPN ... Played both tight end and defensive end ... Three-time all-Suburban One League (SOL) selection at tight end, including first-team honors as a junior and senior ... Also earned first-team all-SOL accolades at defensive end as a junior ... *PrepStar* all-East Region honoree ... Caught 23 passes for 4,044 yards (17.6 avg.) and six touchdowns during prep career, including 12 receptions for 202 yards and four scores as a senior ... Also recorded 66 career tackles and nine sacks on defense ... Won team's defensive "Trenchman" award as a senior ... Team captain ... Coached by Chaz Cathers and Rob Rowan ... Three-sport star also played basketball and ran track ... Won conference championship and placed eighth at state championships in 100m dash as a junior.

**Personal:** Majoring in business administration.



# 58

## BRANDON BEST

**OL • 6-4 • 311 • Fr.**  
Tucker, Ga./Milton

**High School:** Rated as a three-star prospect by *Rivals*, *247Sports* and ESPN ... Ranked as the No. 31 offensive guard in the nation and the No. 66 overall prospect in the state of Georgia by *Rivals* ... Team captain helped lead Milton H.S. to 2021 Georgia 7A state championship game as a senior ... Helped pave the way for Milton QB Devin Farrell to throw for more than 2,000 yards and rush for nearly 1,000 and for RB Jordan McDonald to rush for 1,500-plus yards and 26 touchdowns in 2021 ... Invited to participate in 2020 Georgia Elite Classic, 2019 Georgia Coaches Association All-Star Football Classic and 2018 B2C All-America game ... Attended same high school as current Georgia Tech teammates Dylan Leonard, Anthony Minella and Paul Tchio ... Coached at Milton by Adam Clack.

**Personal:** Majoring in public policy.



# 88

## ZEEK BIGGERS

**DL • 6-6 • 341 • So.**  
Salisbury, N.C./West Rowan

**2021 (Freshman):** Appeared in nine games as a true freshman ... Played in nine-straight games beginning with the second contest of the season versus Kennesaw State (Sept. 11) before missing the final two games against No. 6 Notre Dame (Nov. 20) and No. 1 Georgia (Nov. 27) due to injury ... Finished his rookie season with nine tackles ... Recorded two tackles in four games — vs. Kennesaw State, at No. 6 Clemson (Sept. 18), at Duke (Oct. 9) and vs. Boston College (Nov. 13) ... Also saw a lot of time as the personal protector for freshman punter David Shanahan on Tech's punt protection/coverage unit.

**High School:** Rated as a three-star prospect by *247Sports* and ESPN ... Tabbed as the No. 71-ranked defensive tackle in the nation and the No. 58-ranked player in the state of North Carolina by ESPN ... Named to all-county and all-conference teams as a junior ... Burst on the scene as a sophomore, when recorded 85 tackles (50 solo), 9.0 tackles for loss, 2.5 sacks and forced two fumbles ... Senior season was delayed to spring 2021 due to Covid-19 protocols in North Carolina ... Lettered in

football, basketball, and track and field at West Rowan H.S. ... Coached by Joe Nixon.

**Personal:** Majoring in business administration.

### CAREER HIGHS

**Tackles:** 2, 4x - last vs. Boston College (Nov. 13, 2021)

**Solo Tackles:** 2 at No. 6 Clemson (Sept. 18, 2021)

**Tackles for Loss:** 0.5 vs. Boston College (Nov. 13, 2021)

### CAREER STATISTICS

#### DEFENSIVE

YR	G-GS	UT	AT	TT	TFL	PD	FF/FR	BLK	QBH
2021	9-0	6	3	9	0.5-1	0	0/0	0	0
<b>Total</b>	<b>9-0</b>	<b>6</b>	<b>3</b>	<b>9</b>	<b>0.5-1</b>	<b>0</b>	<b>0/0</b>	<b>0</b>	<b>0</b>



# 93

## AIDAN BIRT

**PK • 6-1 • 190 • Fr.**  
Kennedale, Texas/Kennedale

**High School:** Rated as a three-star prospect by *Rivals* and *247Sports* ... A four-year all-district selection at Kennedale High School ... Named all-state in 2020 and 2021 ... As a junior, finished 10-for-16 on field goals and boomed 54 of his 79 kickoffs for touchbacks ... During his sophomore campaign, connected on 58 point-after attempts and three field goals in 11 games for 67 total points ... Also blasted 71 kickoffs at a 51.7-yard clip for 3,671 yards total ... Coached at Kennedale by Richard Barrett.

**Personal:** Majoring in business administration.



# 1

## LEO BLACKBURN

**WR • 6-5 • 221 • r-Fr.**  
Atlanta, Ga./Westlake

**2021 (Freshman):** Sustained a season-ending injury during fall camp and missed the entire season ... Redshirted.

**High School:** Rated as a three-star prospect by *Rivals*, *247Sports* and ESPN ... Classified as a tight end on recruiting profiles, was tabbed as the No. 18-ranked tight end in the nation and the No. 33-ranked player in the state of Georgia by *Rivals* ... *Sports Illustrated* all-America Candidate (2020) ... Had 50-plus catches for more than 1,000 yards and 10 touchdowns as a senior ... Helped lead Westlake to an 11-2 overall record and the semifinals of the Georgia 6-A state playoffs as a senior in 2020 ... As a junior, helped lead Westlake to a first-place finish in Georgia 7-A Region 2 ... Registered more than 70 receptions, 1,300 receiving yards and 10 touchdowns during his prep career ... Invited to the Florida vs. Georgia All-Star Game ... Was a varsity performer in both football and baseball (as a standout pitcher) since his freshman year at Westlake H.S. ... Attended same high school as Georgia Tech teammates Jakiah Letwich, Horace Lockett, Clayton Powell-Lee and Myles Sims ... Coached by Bobby May.

**Personal:** Majoring in business administration.



## 25 JAMES BLACKSTRAIN

**WR • 6-2 • 188 • r-Fr.**  
**Cocoa, Fla./Holy Trinity**

**2021 (Freshman):** Did not see game action as a true freshman ... Redshirted.

**High School:** Rated as a four-star prospect by *Rivals*, *247Sports* and ESPN ... A member of the prestigious ESPN 300 list ... Tabbed as the No. 38-ranked wide receiver in the nation and the No. 32-ranked player in the state of Florida by ESPN ... Earned starting role as a freshman at Holy Trinity but missed his junior season (2019) due to injury ... Hauled in 120 receptions, 2,285 receiving yards and 22 touchdowns in three high-school seasons ... Averaged 81.6 yards per game and 19.0 yards per catch during his prep career ... Rebounded from his season-ending injury as a junior to record 54 receptions for 1,015 yards and nine touchdowns as a senior in 2020 ... Coached by Nathaniel Hooks.

**Personal:** Majoring in business administration.



## 83 STONE BONNER

**TE • 6-4 • 226 • Fr.**  
**Snellville, Ga./Brookwood H.S.**

**High School:** Named first-team all-county as a senior after catching 48 passes for 929 yards (19.4 per catch) and seven touchdowns ... Also earned first-team all-region honors ... Produced on the field and in the classroom, named a HSFA GA Academic All-American his senior year ... Helped Brookwood to the top offense in Class 7A as a junior, hauling in five touchdowns on 28 passes for 454 yards ... Earned first-team all-region honors and second-team all-county in 2020.

**Personal:** Majoring in architecture.



## 9 AVERY BOYD

**WR • 6-2 • 230 • So.**  
**Tallahassee, Fla./Godby**

**2021 (Freshman):** Saw action in six games ... Did not record any statistics on offense ... Made one tackle on special teams during win at Duke (Oct. 9).

**2020 (Freshman – “Covid Year” – year of eligibility retained):** Saw action in six games ... Made collegiate debut at Syracuse (Sept. 26) ... Sustained a season-ending injury versus Louisville (Oct. 9) ... Did not record any statistics.

**High School:** Rated as a three-star prospect by *Rivals*, *247Sports* and ESPN ... Speedster has been timed under 4.4 seconds in 40-yard dash ... Selected by *Tallahassee Democrat* as one of the Florida Panhandle's 50 best offensive players in 2019 ... As a senior, helped Godby rebound from a 4-6 regular season to pull off upset wins in the first two rounds of the Florida 5A state playoffs to advance to the state quarterfinals ... Had 620

receiving yards and 10 touchdown receptions in 10 regular-season games as a senior ... Returned opening kickoff 82 yards for a touchdown to set the tone for Godby in its 38-14 win over Parker in the opening game of the 2019 Florida state playoffs ... Coached by Brandon McCray.

**Personal:** Majoring in history, technology and sociology.



## 20 LAMILES BROOKS

**DB • 6-2 • 192 • So.**  
**Jacksonville, Fla./Trinity Christian Academy**

**2021 (Freshman):** Saw action in all 12 games, contributing both on special teams and as a reserve defensive back ... Recorded nine tackles ... Had a career-high three tackles at No. 6 Notre Dame (Nov. 20) ... Also had multiple stops (2) in win at Duke (Oct. 9) ... Recorded single tackles at No. 6 Clemson (Sept. 18), at Virginia (Oct. 23), vs. Virginia Tech (Oct. 30) and against No. 1 Georgia (Nov. 27).

**2020 (Freshman – “Covid Year” – year of eligibility retained):** Saw action in four late-season conference games — at

Boston College (Oct. 24), vs. Notre Dame (Oct. 31), vs. Duke (Nov. 28) and at NC State (Dec. 5) ... Made lone tackle of his freshman campaign at NC State.

**High School:** Rated as a four-star prospect by *Rivals*, *247Sports* and ESPN ... A member of the prestigious *Rivals*250 and ESPN300 lists ... Tabbed as the No. 10-ranked cornerback in the nation and No. 21-ranked player in the state of Florida by *Rivals* ... Rated one of the top 15 recruits in Georgia Tech history by *247Sports* ... Four-year letterwinner ... Team captain as a senior ... Broke up 16 passes and racked up 88 tackles over final two prep seasons ... Named freshman all-America in 2016 ... Helped lead Trinity Christian to 36 wins over seasons, including Florida 3A state championship as a freshman and state semifinals as a junior ... Coached by Verlon Dorminey.

**Personal:** Majoring in business administration ... Participated in Georgia Tech athletics' Jackets Without Borders international service trip to Villa del Rio, Puerto Rico in May 2022 to assist with continued hurricane rehabilitation efforts following the storms that devastated the island in 2017.

### CAREER HIGHS

**Tackles:** 2 at Duke (Oct. 9, 2021)

**Solo Tackles:** 1, 3x - last at Duke (Oct. 9, 2021)

### CAREER STATISTICS

#### DEFENSIVE

YR	G-GS	UT	AT	TT	TFL	PD	FF/FR	BLK	QBH
2020	4-0	1	0	1	0.0-0	0	0/0	0	0
2021	12-0	5	4	9	0.0-0	0	0/0	0	0
<b>Total</b>	<b>16-0</b>	<b>6</b>	<b>4</b>	<b>10</b>	<b>0.0-0</b>	<b>0</b>	<b>0/0</b>	<b>0</b>	<b>0</b>



## 35 SIRAD BRYANT

**LB • 6-2 • 208 • r-Fr.**  
**Cordele, Ga./Crisp County**

**2021 (True Freshman):** Made collegiate debut on Nov. 6 at Miami (Fla.) ... Did not record any statistics ... Redshirted.

**High School:** Rated as a three-star prospect by *Rivals*, *247Sports* and





ESPN ... Tabbed as the No. 49-ranked safety in the nation and the No. 51-ranked player in the state of Georgia by *247Sports* ... Two-way star is a three-year letterwinner, amassing 147 tackles, 4.0 tackles for loss, 13 interceptions (one that was returned for a touchdown), three fumble recoveries (two that were returned for touchdowns) on defense and 1,100 receiving yards and nine touchdowns on offense over the course of his prep career ... Seven of his nine touchdown catches came during his senior season, which saw him help lead Crisp County to an 11-2 record and an appearance in the semifinals of the Georgia 3-A state playoffs ... Named all-state and all-region as a junior, when he helped lead team to state runner-up finish ... Coached by Brad Harber.

**Personal:** Brother, Big Kat Bryant, is a rookie defensive lineman with the Dallas Cowboys after a standout collegiate career at UCF ... Sirad is majoring in mechanical engineering.



53

**LUCAS BUFFKIN**

**LB • 5-11 • 210 • r-Fr.**  
Tyrone, Ga./Sandy Creek H.S.

**2021 (Freshman):** Did not see game action as a true freshman ... Redshirted.

**High School:** Attended same high school as legendary Georgia Tech wide receiver and College and Pro Football Hall of Famer Calvin Johnson ... Coached by Brett Garvin.



31

**CHRISTIAN BURKHALTER**

**DL • 6-4 • 236 • r-Fr.**  
Mobile, Ala./Spanish Fort (UCLA)

**2021 (UCLA):** Did not see game action during lone season at UCLA ... Has four seasons of eligibility remaining.

**High School:** Three-star recruit according to *247Sports*, ESPN and *Rivals* ... Ranked No. 13 tight end by ESPN ... No. 24 weakside DE by *Rivals* ... No. 235 prospect in Southeast region by ESPN ... No. 19 prospect in state of Alabama by ESPN and *Rivals* ... named to 2020 Alabama *MaxPreps* all-state second-team ... Credited with 97 tackles as a senior with 25 tackles for loss ... Toros advanced to AHSAA Class 6A championship game in 2019, 2020 ... Tallied 92 tackles, 18.0 tackles for loss and 8.0 sacks in 2019 ... Also played on the basketball team ... Also attended IMG Academy in Bradenton, Fla.

**Personal:** Father, Todd, played football at Auburn from 1982-83 ... Christian is majoring in literature, media and communication.



49

**GREY CARROLL**

**DL • 6-3 • 255 • r-Fr.**  
Alcoa, Tenn./Alcoa

**2021 (True Freshman):** Did not see game action as a true freshman ... Redshirted.

**High School:** Rated as a three-star prospect by *Rivals*, *247Sports* and ESPN ... Tabbed as the No. 20-ranked player in the state of Tennessee by *Rivals* and ESPN ... Named the Tennessee Titans Class 3A Mr. Football in the state of Tennessee as a senior in 2020, the top individual honor in Tennessee high school football ... Was a two-time Tennessee Mr. Football finalist ... Logged 67 total tackles, 23.5 tackles for loss, eight sacks, two forced fumbles and two blocked punts in 13 games in his senior year ... Led Alcoa to four consecutive state championships ... Coached by Gary Rankin.

**Personal:** Majoring in business administration.



90

**DANIEL CARSON**

**DL • 6-4 • 287 • r-Jr.**  
Kansas City, Mo./William Chrisman (Western Illinois)

**2021 (Western Illinois):** Appeared in 12 games in two years at Western Illinois ... Recorded 17 total tackles (eight solo), 2.5 tackles for loss for 19 years and 1.5 sacks for 11 yards in two seasons ... Started seven games in fall of 2021 ... Had at least two tackles in all but one of his appearances ... Appeared in five games in spring of 2021, starting the final game of the season against Youngstown State ... Finished with four tackles, 0.5 tackles for loss, and 0.5 sacks ... Named Missouri Valley Football Conference academic honor roll ... Retains two seasons of eligibility.

**2018-20 (Texas):** Made four appearances in three seasons at Texas ... Did not see game action as a true freshman in 2018 or as a redshirt sophomore in 2020 ... Made four appearances as a redshirt freshman in 2019 ... Made one tackle against Louisiana Tech.

**High School:** Two-time all-state selection ... Tabbed first-team Class 5 All-State by the Missouri Media and second team by the Missouri Football Coaches Association in 2017 ... Named second-team All-USA Missouri by USA Today ... Selected All-District 7 Class 5 by the MFCA ... Also chosen conference Defensive Player of the Year and first-team all-conference by the conference coaches ... Ranked No. 649 nationally (No. 23 SDE) and No. 8 overall in Missouri by *247Sports* ... Rated No. 25 SDE nationally and No. 8 overall in Missouri by *Rivals* ... Rated No. 35 DT nationally and No. 8 overall in Missouri by ESPN ... Recorded 73 tackles, including 17 tackles for loss and six sacks, three forced fumbles, two fumble recoveries, both of which he returned for touchdowns, and one blocked field goal as a senior ... Posted at least three tackles for loss in four games ... Part of a defense that allowed just 17.2 points per game ... Helped Chrisman to a 7-4 overall record, including a 3-2 district mark, and an appearance in the third round of the Class 5 playoffs in 2017 ... Chosen first-team Class 5 All-State by both the Missouri Media and the Missouri Football Coaches Association in 2016 ... Selected All-District 7 Class 5 ... Collected 56 tackles, including 11 tackles for loss and 13 sacks, along with two forced fumbles and two recovered fumbles as a junior ... Part of a defense that allowed just 16.6 points per game ... Helped Chrisman to an 8-2 overall record, including a 4-1 district mark, and an appearance in the second round of the Class 5 playoffs ... Also played baseball, basketball and did shot put in track where he was a state champion ... Coached by Matthew Pery.

**Personal:** Majoring in history, technology and society.



# 7

## MALACHI CARTER

**WR • 6-3 • 192 • Sr.**  
**Lawrenceville, Ga./Mountain View**

**2021 (Junior):** Started all 12 games at wide receiver ... Extended his consecutive starts streak to 24-straight games ... Upped his career starts total to 34 games, which is most among Georgia Tech returning student-athletes in 2022 ... Tied for team lead with 37 receptions and led team with 489 receiving yards ... 13.2 yards per catch was highest on team among receivers with at least 10 receptions ... Two touchdown receptions were tied for third on the team ... Hauled in receptions in 10-of-12 games and had multiple catches in each of those 10 contests ... Opened the season with a career-high 92 yards on a then-career-high-tying six receptions against Northern Illinois (Sept. 4) ... Hauled in four receptions for 47 yards at No. 6 Clemson (Sept. 18) ... Caught three passes for 48 yards, including an acrobatic 35-yard touchdown early in the fourth quarter that gave Tech a 35-14 lead in what turned out to be a 45-22 rout over No. 20 North Carolina (Sept. 25) ... Once again matched a then-career high with six receptions for 73 yards against eventual ACC champion Pitt (Oct. 2) ... Had just two receptions at Duke (Oct. 9) but they went for 44 and 34 yards, which gave him 78 yards (the second-highest total of his career) in Tech's 31-27 victory ... Set a new career best with seven receptions for 50 yards at Miami (Nov. 6) ... Scored second touchdown of the season on a 12-yard scoring reception against Boston College (Nov. 13).

**2020 (Junior – “Covid Year” – year of eligibility retained):**

Started all 10 games at wide receiver ... Ranked third on the team in receptions (20) and receiving yards (290), both career highs ... Tied for second on the team with three touchdown receptions ... Averaged 14.5 yards per catch, good for second on the team (min. 15 receptions) ... Doubled his previous career high by catching six passes for 66 yards, including a game-tying 15-yard touchdown early in the fourth quarter of season-opening win at Florida State (Sept. 12) ... Breakout performance at Florida State sparked a four-game stretch where he caught 14 passes for 213 yards and two touchdowns against FSU, UCF (one catch for 1 yards), Syracuse (four catches for 47 yards) and Louisville (three catches for a career-high 89 yards, including a 34-yard touchdown and a career-long 41-yard reception) ... Hauled in two passes for 26 yards, including a 12-yard touchdown, versus Duke (Nov. 28) ... Closed the season with three receptions for 46 yards against Pitt (Dec. 10).

**2019 (Sophomore):**

Played in all 12 games, making 11 starts at wide receiver ... One of three Georgia Tech wideouts to amass 200 yards, finishing third on the team with 240 receiving yards on 16 receptions to average 15 yards per catch ... Set career highs in receptions, hauling in three passes three times – vs. South Florida (Sept. 7), at Temple (Sept. 28) and against North Carolina (Oct. 5) ... Also set a career high of 74 receiving yards off two receptions in the primetime victory over NC State (Nov. 21), including a 54-yard reception on the first play of the game ... Finished second on the team with two touchdown receptions ... Hauled in 28-yard catch from James Graham in the third quarter against North Carolina (Oct. 5) ... Also caught an acrobatic 25-yard reception in the endzone from Graham in the second quarter at Virginia (Nov. 9) ... Caught fire to end the year, recording 119 receiving yards on five receptions over the final four games of the season.

**2018 (Freshman):**

Played in all 13 games as a reserve wideout ... Was one of only 13 true freshmen, including just three on the offensive side of the ball, to see action for Georgia Tech in 2018 ... Caught three passes for 56 yards and a touchdown ... Three receptions and 56 yards were both good for third among GT wideouts ... 18.7 yards-per-reception

average was tops on the team among wide receivers with at least two catches ... Receptions came Sept. 8 vs. USF (13 yds.), Sept. 15 vs. Pitt (11 yds.) and Oct. 13 vs. Duke (32-yard touchdown).

**High School:** Rated as a three-star prospect by ESPN, *247Sports/Scout and Rivals* ... Two-time all-state honoree (first team as a senior in 2017, second team as a junior in '16) ... Two-time Gwinnett County Wide Receiver of the Year (2016 and 2017) ... Caught 130 passes for 2,360 yards and 30 touchdowns over the final two seasons of his prep career, including a Gwinnett County-record 1,348 yards on 72 receptions (tied for second in county history) and 19 touchdowns as a senior in 2017 ... Caught 58 passes for 1,012 yards and 11 touchdowns as a junior in 2016 ... Also earned all-region honors as a junior ... Three-year letterwinner ... Coached by Nick Bach ... Was also a four-year letterwinner in track and field.

**Personal:** Began playing football when he was six years old ... Is originally from Suffern, N.Y. (Rockland County), 35 miles north of New York City ... Also lived in Wilmington, N.C. before moving to metro Atlanta ... Majoring in literature, media and communications.

### CAREER HIGHS

- Receptions:** 7 at Miami (Nov. 6, 2021)
- Receiving Yards:** 92 vs. Northern Illinois (Sept. 4, 2021)
- Receiving TDs:** 1, 5x - last at Louisville (Oct. 9, 2020)
- Longest Reception:** 54 vs. NC State (Nov. 21, 2019)

### CAREER STATISTICS

#### RECEIVING

YR	G-GS	NO.	YDS	TD	LG	Rec./G	Avg/C	Avg/G
2018	13-0	3	56	1	32	0.2	18.7	4.3
2019	12-11	16	249	2	54	1.3	15.0	20.0
2020	10-10	20	290	3	41	2.0	14.5	29.0
2021	12-12	37	489	2	53	3.4	13.2	40.8
<b>Total</b>	<b>47-33</b>	<b>76</b>	<b>1075</b>	<b>8</b>	<b>54</b>	<b>1.7</b>	<b>14.1</b>	<b>22.9</b>



# 5

## T.K. CHIMEDZA

**DL • 6-3 • 335 • r-Jr.**  
**Dacula, Ga./IMG Academy**

**2021 (Redshirt Sophomore):** Appeared in eight games and made three starts at defensive tackle ... Recorded 12 tackles, including a sack ... In his first game action in more than 19 months, recorded two tackles in opener against Northern Illinois (Sept. 4) ... Notched three solo tackles and a sack in win over Kennesaw State (Sept. 11) ... After missing three games and going five contests without a tackle, returned to the stat sheet with a pair of stops against Virginia Tech (Oct. 30) ... Matched a season high with three tackles at Miami (Nov. 6) ... Had two tackles at No. 6 Notre Dame (Nov. 20).

**2020 (Redshirt Sophomore – “Covid Year” – year of eligibility retained):** Missed the entire season due to injury.

**2019 (Redshirt Freshman):** Appeared in 12 games, starting nine games at defensive tackle ... Led defensive linemen and ranked eighth on the team with 34 tackles (18 solo) on the season ... Took down 1.5 defenders behind the line of scrimmage for a loss of 11 yards ... Recovered his first career fumble on a game-changing goal-line stand at the 1-yard line in the fourth quarter against South Florida (Sept. 7) ... Recorded four tackles in two of the first three games of the season – South Florida (Sept. 7) and The Citadel (Sept. 14) ... Found the quarterback at Temple (Sept.





28) for a 6-yard sack ... Tallied a career-high six tackles at Virginia (Nov. 9) before tying the mark two weeks later against NC State, also putting up a career-high five solo tackles.

**2018 (True Freshman):** Redshirted due to only seeing action in four games – Alcorn State (Sept. 1), Duke (Oct. 13), Georgia (Nov. 24) and Minnesota (Dec. 26) ... Recorded four tackles, three of which came in the regular-season finale at Georgia ... was one of 13 true freshmen to see game action for the Yellow Jackets.

**High School:** Rated as a four-star prospect by ESPN ... Was the nation's No. 28-ranked defensive tackle in his class, according to ESPN ... Recorded 66 tackles in 18 games over two seasons at IMG Academy in Bradenton, Fla. ... Helped IMG post a perfect 20-0 record against what was widely regarded as the nation's most challenging high school schedule during his two seasons with the program ... Spent his first two prep seasons at Dacula H.S. ... Coached at IMG by Kevin Wright and at Dacula by Tommy Jones ... Graduated a semester early and enrolled at Georgia Tech in January 2018.

**Personal:** Is the middle of three siblings ... Was born in Philadelphia, Pa. ... Grandfather, Steven Chimedza, was a professional soccer player in Zimbabwe ... Sister, Ruva, played soccer at Southern Wesleyan University in Central, S.C. ... Earned bachelor's degree in business administration from Georgia Tech in May 2022 ... Pursuing graduate studies in business administration.

### CAREER HIGHS

**Tackles:** 6, twice - last vs. NC State (Nov. 21, 2019)

**Solo Tackles:** 5 vs. NC State (Nov. 21, 2019)

**Tackles for Loss:** 1.0, twice - last vs. Kennesaw State (Sept. 11, 2021)

**Sacks:** 1.0, twice - last vs. Kennesaw State (Sept. 11, 2021)

**Fumbles Recovered:** 1 vs. South Florida (Sept. 7, 2019)

### CAREER STATISTICS

#### DEFENSIVE

YR	G-GS	UT	AT	TT	TFL	SK	FF/FR	INT	QBH
2018	4-0	1	3	4	0.0-0	0.0-0	0/0	0	0
2019	12-9	18	16	34	1.5-11	1.5-11	0/1	0	0
2020		--			DNP	--			
2021	8-3	6	6	12	1.0-8	0	0/0	0	0
<b>Total</b>	<b>24-12</b>	<b>25</b>	<b>25</b>	<b>50</b>	<b>2.5-19</b>	<b>0</b>	<b>0/1</b>	<b>0</b>	<b>0</b>



## 43

### NOAH COLLINS


**DL • 6-5 • 243 • So.**  
Loganville, Ga./Grayson

**2021 (Freshman):** Saw action in seven games as a true freshman, contributing both on defense and special teams ... Finished the season with five tackles, including one for loss ... All five tackles came in the final five games of the season — one vs. Virginia Tech (Oct. 30), one at Miami (Nov. 6), one at No. 6 Notre Dame (Nov. 20) and a season-high two vs. No. 1 Georgia (Nov. 27) ... Also recorded a tackle for loss in season finale against UGA.

**High School:** Rated as a three-star prospect by *Rivals*, *247Sports* and ESPN ... Tabbed as the No. 31-ranked weakside defensive end in the nation by *Rivals* and the No. 42-ranked player in the state of Georgia by ESPN ... As a senior in 2020, led Grayson to a 14-0 record and the Georgia 7-A state championship ... As a junior, led Grayson to a first-place region finish and Georgia 7-A state quarterfinal appearance ... Recorded

65 tackles (30 solo), 9.0 tackles for loss and 5.0 sacks during his prep career ... Also blocked two kicks and recovered a fumble ... Coached by Adam Carter ... Is one of six Grayson graduates on Georgia Tech's current roster, joining classmate Jamal Haynes, 2020 grads Kevin Harris, Ryan King and Kenyatta Watson II and incoming freshmen Tyler Rowe.

**Personal:** Majoring in computer science.



## 47

### TRENT DAVIS

**WR • 5-11 • 167 • r-F.**  
Douglas, Ga./Coffee

**2021 (Freshman):** Did not see game action ... Redshirted.

**High School:** Played wide receiver at Coffee H.S. in Douglas, Ga. ... Invited to participate in 2020 Georgia vs. Florida High School Showcase all-star game.

**Personal:** Majoring in business administration.



## 99

### D'QUAN DOUSE

**DL • 6-2 • 282 • r-So.**  
Savannah, Ga./Calvary Day School

**2021 (Redshirt Freshman):** Saw action in 10 games ... Recorded lone tackle of the season at No. 6 Notre Dame (Nov. 20).

**2020 (Redshirt Freshman – “Covid Year” – year of eligibility retained):** Appeared in nine games and made two starts at defensive tackle ... Finished the season with seven tackles ... Was in the starting lineup for his collegiate debut at Florida State (Sept. 12) ... Recorded first tackle against UCF (Sept. 19) ... Blocked an extra-point attempt at Syracuse (Sept. 26) ... Turned in his finest performance of the season with four tackles in nationally televised primetime win over Louisville (Oct. 9).

**2019 (Freshman):** Redshirted.

**High School:** Rated as a three-star prospect by ESPN, *247Sports* and *Rivals* ... Three-time all-region honoree, earning the recognition on defense as a junior and senior and on offense as a sophomore (tight end) ... Also tabbed as a second-team all-region selection as a sophomore on defense ... Two-time all-Greater Savannah honoree ... Named to WJCL-TV's preseason Big 22 team prior to his senior season, which recognizes the top 22 players across southeast Georgia and the South Carolina Low Country ... Four-year letterwinner ... Served as team captain as a senior ... Coached by Mark Stroud ... Also a three-year letterwinner and two-year captain in basketball ... Named all-region on the hardwood as a junior ... Outstanding student was named to Calvary Day's Principal's List (95 or higher in all classes) three different semesters.

**Personal:** Is the youngest of four siblings (all brothers) ... Brothers Dontre' and D'Qavis both played football at Savannah State ... Majoring in history, technology and society ... Member of ACC Academic Honor Roll.

### CAREER HIGHS

**Tackles:** 4 at Louisville (Oct. 9, 2020)

**Solo Tackles:** 1, twice - last at Louisville (Oct. 9, 2020)

**Blocked Kicks:** 1 at Syracuse (Sept. 26, 2020)

**CAREER STATISTICS****DEFENSIVE**

YR	G-GS	UT	AT	TT	TFL	SK	FF/FR	BLK	QBH
2020	9-2	4	3	7	0.0-0	0.0	0/0	1	0
2021	10-0	0	1	1	0.0-0	0.0	0/0	0	0
<b>Total</b>	<b>19-2</b>	<b>0</b>	<b>1</b>	<b>1</b>	<b>0.0-0</b>	<b>0.0</b>	<b>0/0</b>	<b>0</b>	<b>0</b>

and 22 touchdowns ... In 2019, recorded 62 tackles and three sacks, alongside 919 rushing yards and 16 touchdowns ... Brother, Joe, plays professional soccer for Waasland-Beveren in the Belgian First Division ... High-school teammates with Georgia Tech DB Kaleb Edwards ... Coached at Dacula by Casey Vogt.

**Personal:** Majoring in business administration.

**22****KALEB EDWARDS****DB • 6-0 • 222 • So.**  
**Dacula, Ga./Dacula****2****AYINDE ELEY****LB • 6-3 • 233 • r-Sr.**  
**Olney, Md./Good Counsel (Maryland)**

**2021 (Freshman):** Saw action in Georgia Tech's final 10 games of the season as a true freshman, contributing both in the secondary and on special teams ... Recorded 13 tackles ... Notched multiple tackles on five occasions — three at Duke (Oct. 9) and vs. Boston College (Nov. 13) and two vs. Pitt (Oct. 2), vs. Virginia Tech (Oct. 30) and at No. 6 Notre Dame (Nov. 20) ... Also made a single stop at Virginia (Oct. 23).

**High School:** Rated as a four-star prospect by *Rivals* ... Tabbed as the No. 23-ranked safety in the nation and the No. 21-ranked player in the state of Georgia by *Rivals* ... Named all-state as a junior in 2019, when he was also tabbed the Gwinnett County's Offensive Player of the Year by the Gwinnett Daily Post after for 1,153 yards and 15 touchdowns on just 66 carries while also catching 29 passes for 566 yards and three more scores ... Also racked up 86 tackles to go along with four interceptions and 10 pass breakups as a junior in '19, while helping lead Dacula to an appearance in the Georgia 6-A state semifinals ... Standout track athlete placed third in the state in the high jump as a sophomore in 2019 ... Attended same high school as current Georgia Tech teammate Kyle Efford ... Coached by Clint Jenkins.

**Personal:** Majoring in business administration.

**CAREER HIGHS**

**Tackles:** 3, twice - last vs. Boston College (Nov. 13, 2021)

**Solo Tackles:** 3 at Duke (Oct. 9, 2021)

**Tackles for Loss:** 0.5 vs. Boston College (Nov. 13, 2021)

**CAREER STATISTICS****DEFENSIVE**

YR	G-GS	UT	AT	TT	TFL	SK	FF/FR	BLK	QBH
2021	10-0	9	4	13	0.5-1	0.5-1	0/0	0	0
<b>Total</b>	<b>10-0</b>	<b>9</b>	<b>4</b>	<b>13</b>	<b>0.5-1</b>	<b>0.5-1</b>	<b>0/0</b>	<b>0</b>	<b>0</b>

**2021 (Redshirt Junior):** Ranked second on team, fifth in ACC and 48th nationally with 90 total tackles (8.2 per game) in first season at Georgia Tech ... Saw action in 11 games, starting all 11 at middle linebacker ... Added 3.5 tackles for loss, half a sack, a pass breakup and three quarterback hurries (tied for second on team) to go along with his 90 total stops ... Led Tech in tackles four times ... Recorded double-digit tackles four times — team-high 11 vs. Northern Illinois (Sept. 4), team-high-tying 10 vs. Kennesaw State (Sept. 11), team-high 14 at Duke and team-high-tying 16 vs. Virginia Tech ... Notched seven tackles at No. 6 Clemson (Sept. 18) ... Recorded eight stops against eventual ACC champion Pitt (Oct. 2) ... Missed only game of the season at No. 6 Notre Dame (Nov. 20) ... Served as a game captain four times — vs. NIU, vs. North Carolina (Sept. 25), vs. Pitt (Oct. 2) and at Duke (Oct. 9).

**2018-20 (Maryland):** Graduate transfer from the University of Maryland ... Appeared in 26 games and made 11 starts over three seasons at Maryland (2018-20) ... Retained a year of eligibility in final season at Maryland due to Covid-19 pandemic ... Earned honorable-mention all-Big Ten after tallying 79 tackles, four tackles for loss, a half-sack, two fumble recoveries, an interception and five passes defended in 11 games (nine starts) as a sophomore in 2019 ... Had a career-high 12 tackles at Rutgers on Oct. 5, 2019 ... Recorded 13 tackles in 12 games (one start) as a redshirt freshman in 2018 and 19 tackles in three games (one start) during the pandemic-altered 2020 campaign ... Totaled 109 tackles, five tackles for loss, three fumble recoveries, two interceptions and eight passes defended in his 26 games at Maryland.

**High School:** Was a rated as a four-star prospect by Scout coming out of Good Counsel H.S. in 2017 ... Also tabbed as the No. 2 outside linebacker in Maryland, the No. 4 OLB in the East region and the No. 22 OLB in the nation by Scout ... Coached at Good Counsel by Bob Milloy.

**Personal:** Father, Donald Hill-Eley, played football at Virginia Union University and has served a total of 16 seasons as an NCAA Division I head coach at Morgan State (2002-13) and Alabama State (2017-21) ... mother, Dr. Songhai Bardliff, is an obstetrician ... Ayinde graduated from Maryland in December 2020 with a bachelor's degree in family science ... Earned his bachelor's degree in just three-and-a-half years ... Pursuing graduate studies in history, technology and society at Georgia Tech.

**44****KYLE EFFORD****LB • 6-2 • 230 • Fr.**  
**Dacula, Ga./Dacula**

**High School:** Rated as a three-star prospect by *Rivals*, *247Sports* and *ESPN* ... Helped lead Dacula to back-to-back state semifinal appearances as a freshman and sophomore and returned to the semifinals as a senior ... Played both ways at running back and linebacker ... As a senior, recorded 160 tackles, 5.0 tackles for loss, a forced fumble and recovery, three interceptions (including a pick-six) and nine quarterback hurries ... Also rushed for 1,180 yards and 20 touchdowns as well as completed four-of-four passes for 100 yards ... In 2020, amassed 82 tackles (20 for losses) with 17 quarterback hurries, while also rushing for 1,426 yards

**CAREER HIGHS**

**Tackles:** 16 vs. Virginia Tech (Oct. 30, 2021)

**Solo Tackles:** 9 vs. Virginia Tech (Oct. 30, 2021)

**Tackles for Loss:** 1.0, twice - last vs. Boston College (Nov. 13, 2021)





## CAREER STATISTICS

### DEFENSIVE

YR	G-GS	UT	AT	TT	TFL	SK	FF/FR	BLK	QBH
2021	11-11	43	47	90	3.5	0.5	0/0	0	3
<b>Total</b>	<b>11-11</b>	<b>43</b>	<b>47</b>	<b>90</b>	<b>3.5</b>	<b>0.5</b>	<b>0/0</b>	<b>0</b>	<b>3</b>



# 23

## JAMIE FELIX

**RB • 5-10 • 204 • Fr.**  
Kingland, Ga./Camden County

**High School:** Rated as a four-star prospect by ESPN ... Tabbed as the No. 29-ranked running back in the nation and a top-35 prospect in the state of Georgia by ESPN ... Ran for 3,082 yards and 39 touchdowns in four years at Camden County ... Earned Region 1-7A offensive player of the year honors in 2021 ... Finished his senior season with 869 rushing yards on 119 carries with 13 touchdowns ... Also hauled in nine receptions for 111 yards and a touchdown ... Limited by an injury his junior season, only appearing in six games and recording 84 carries for 351 yards and four touchdowns ... Exploded during his sophomore campaign, reaching 1,124 rushing yards on 195 carries (102.2 ypg) for 15 touchdowns on the season ... Also caught 17 passes for 184 yards and a touchdown ... As a freshman on varsity, rushed for 738 yards (121 carries) for seven touchdowns ... Including 484 receiving, 296 kickoff and 105 punt return yardage, amassed 3,967 all-purpose yards for his career (101.7 ypg) ... Is also nationally ranked prospect as a baseball player ... Coached at Camden County by Jeff Herron.

**Personal:** Majoring in business administration.



# 72

## WESTON FRANKLIN

**OL • 6-4 • 305 • Fr.**  
Jesup, Ga./Wayne County

**2021 (Freshman):** Appeared in five games as a reserve offensive lineman as a true freshman.

**High School:** Rated as a four-star prospect by ESPN ... Tabbed as the No. 17-ranked offensive guard in the nation and the No. 30-ranked player in the state of Georgia by ESPN ... Recorded 58.5 pancake blocks as a senior in 2020 ... As a junior, led Wayne County HS to an 8-3 record and Georgia AAAAA second-round playoff appearance after transferring back to Georgia from nationally ranked No. 1 IMG Academy ... Selected to GACA North/South All-Star Classic ... Coached by Ken Cribb.

**Personal:** Majoring in business administration.



# 34

## KHAVIAN FRANKS

**LB • 6-2 • 213 • r-Fr.**  
Fairburn, Ga./Creekside

**2021 (Freshman):** Did not see game action ... Redshirted.

**2020 (Freshman – “Covid Year” – year of eligibility retained):** Did not see game action.

**High School:** Rated as a three-star prospect by *Rivals*, *247Sports* and ESPN ... Tabbed as the No. 59-ranked outside linebacker in the nation by *Rivals* and the No. 75 overall player in the state of Georgia by ESPN ... Recorded 275 tackles, 28 tackles for loss and 22 sacks for his high school career, including 158 tackles, 21 tackles for loss and 18 sacks as a senior ... Named 2020 GSWA Class AAAAAA All-State ... Named 2019 Region 5-AAAAAA co-Player of the Year ... High school classmate of Georgia Tech teammate Tyson Meiguez – together, the defensive line tandem were known as Creekside’s “Twin Towers” ... Coached by Maurice Dixon.

**Personal:** Majoring in business administration.



# 46

## HENRY FREER

**LS • 6-0 • 224 • r-Fr.**  
College Park, Ga./Woodward Academy

**2021 (Freshman):** Saw action as Georgia Tech’s long snapper in two games — vs. Virginia Tech (Oct. 30) and at Miami (Nov. 6).

**2020 (Freshman – “Covid Year” – year of eligibility retained):** Did not see game action.

**High School:** Three-year letterwinner at Woodward ... Was primary long snapper during team’s back-to-back 4AAAA regional championships in 2016, 2017 ... Multisport athlete, also lettered two years at first base in baseball ... Helped team make back-to-back 4AAAA regional championships (2017, 2018), making state quarterfinals both years.

**Personal:** Majoring in chemical and biomolecular engineering with aspirations of being a chemical engineer ... Two-time member of ACC Academic Honor Roll ... Has two younger brothers ... Father, Chris, played football at Davidson (1990-94).



# 67

## JOE FUSILE

**OL • 6-6 • 316 • r-Fr.**  
Richmond Hill, Ga./Richmond Hill

**2021 (True Freshman):** Did not see game action as a true freshman ... Redshirted.

**High School:** Three-year starter at left tackle at Richmond Hill H.S. ... Led team in pancake blocks and anchored an offensive front that paved the way for one of the top rushing attacks in the Savannah area.

**Personal:** Majoring in aerospace engineering.



# 23

## KHARI GEE

**DB • 6-2 • 202 • r-Fr.**  
Atlanta, Ga./Woodward Academy (Notre Dame)

**2021 (Notre Dame):** Did not see game action as a true freshman and has four seasons of eligibility remaining.

**High School:** Rated as a four-star prospect, the No. 28 safety in the nation and the No. 25 overall player in the state of Georgia by *Rivals* in

2021 ... Helped lead Atlanta's Woodward Academy to the second round of the Georgia 5A state playoffs as a senior in 2020 ... Recorded 37 tackles, five tackles for loss and two interceptions during final prep season ... 2020 preseason all-state honoree by MaxPreps ... Coached by John Hunt.




# 74

## TYLER GIBSON

**OL • 6-5 • 301 • Fr.**  
Eastman, Ga./Dodge County

**High School:** Rated as a four-star prospect by Rivals ... Also ranked as the No. 32 offensive tackle in the nation and the No. 31 overall prospect in the state of Georgia by Rivals ... All-region honoree ... Named to preseason Touchdown Club of Atlanta all-star team as a senior ... Helped lead Johns Creek to 9-4 overall record and third round of 2021 Georgia 6A state playoffs as a senior ... Helped pave the way for QB Kyle Durham to amass more than 3,000 yards of total offense and for RB Tylan Johnson to run for 1,416 yards and 12 touchdowns in 2021 ... Coached at Johns Creek by Matt Helmerich.



# 15

## ZACH GIBSON

**QB • 6-3 • 211 • r-So.**  
Alpharetta, Ga./Johns Creek (Akron)

**2019-21 (Akron):** Played three seasons at Akron and has three seasons of eligibility remaining ... Appeared in 17 games in three years ... Completed 226-of-370 passes for 2,471 yards, 15 touchdowns and just eight interceptions in three seasons at Akron ... In 2021, led the Zips with 1,262 passing yards and 10 touchdowns in seven games ... Recorded a 69.4 completion percentage (109-for-157) with no interceptions ... Also rushed for 49 yards ... Despite not being full-time starter, drew an impressive 91.2 PFF College Grade for the season Threw for 784 yards and four touchdowns in six games in 2020, passing at a 57.6% clip (76-for-132) ... Redshirted as a true freshman in 2019, making four appearances and two starts ... Was one of only seven true freshmen to start for Akron in '19 ... Completed 41-of-81 passes for 425 yards and a touchdown as a true freshman.

**High School:** Rated as a three-star prospect by 247Sports in 2019 ... Four-year starter ... Team captain ... 2018 All-State Honorable Mention and first-team All-Region ... 2018 Team MVP ... Helped the Gladiators to 9-2 overall record and 8-0 record in regional play as a senior in '18 ... Team won 2018 and 2016 regional championships ... As a senior, went 164-of-240 for 2,675 yards and 32 touchdowns (and only two interceptions) ... Averaged 243.2 passing yards per game ... Participated in the 2017 Georgia vs. Texas Sophomore Showdown and the Georgia Elite Classic All-Star Game ... As a junior, passed for 1,899 yards and 13 touchdowns ... Coached by Matt Helmerich ... Also played basketball ... Attended same high school as his brother, Georgia Tech signee Tyler Gibson, as well as Tech teammate Cole Neuber.



# 33

## DAYLON GORDON

**RB • 5-9 • 185 • r-Fr.**  
Eastman, Ga./Dodge County

**2021 (True Freshman):** Did not see game action as a true freshman ... Redshirted.

**High School:** Two-time honorable mention all-state selection ... Rushed for 2,831 yards during three-year prep career, including 1,448 yards in 12 games as a junior in 2019 and 1,093 yards in eight games as a senior in 2020 ... Scored 36 total touchdowns (33 rushing, one kickoff return, one fumble return and one interception return), including 18 as a junior and 14 as a senior ... Had 11 100-yard rushing games, including five as a junior and six as a senior ... Averaged 7.6 yards per carry for his prep career, including a gaudy 8.4-yard average as a senior ... Added 138 tackles on defense, including four sacks, during the course of his high school career ... Had three interceptions, two fumble recoveries and a forced fumble ... Coached by Ken Cofer.

**Personal:** Majoring in business administration.

## IN MEMORIAM



# 7

## BRYCE GOWDY

**WR • 6-3 • 210 • Fr.**  
Deerfield Beach, Fla./Deerfield Beach

**Personal:** Born Jan. 29, 2002; Died Dec. 31, 2019 ... Was a standout wide receiver at Deerfield Beach High School ... Helped lead Deerfield Beach to 30 wins over the past three seasons, including a 10-4 record and appearance in state quarterfinals as a senior in 2019 and a 12-2 record and the state semifinals as a junior in 2018 ... Rated as a four-star prospect by *Rivals*, *247Sports* and *ESPN* ... A member of the prestigious *Rivals250* list ... Tabbbed as the No. 37-ranked wide receiver in the nation and the No. 33-ranked player in the state of Florida by *Rivals* ... Ranked as one of the top 25 recruits in Georgia Tech history by *247Sports* ... Coached by Jevon Glenn.



# 76

## WING GREEN

**OL • 6-7 • 301 • r-Fr.**  
Leesburg, Ga./Lee County

**2021 (Freshman):** Did not see game action ... Redshirted.

**2020 (Freshman – "Covid Year" – year of eligibility retained):** Did not see game action.

**High School:** Rated as a three-star prospect by *Rivals*, *247Sports* and *ESPN* ... Tabbbed as the No. 71-ranked offensive tackle in the nation by *ESPN* ... First-team all-region honoree ... Helped lead Lee County to a 40-4 record over his last three seasons and back-to-back Georgia 6A state championships as a sophomore and junior in 2017 and 2018 ... Selected to participate in Offense-Defense All-American Bowl, the Blue-Gray All-American Bowl and the Georgia-Florida All-Star Game ... Coached by Dean Fabrizio.



**Personal:** Majoring in business administration.



# 3

## HASSAN HALL

**RB • 6-0 • 196 • Sr.**  
Atlanta, Ga./Maynard Jackson (Louisville)

**2018-21 (Louisville):** Played 42 games over four seasons at Louisville and has one season of eligibility remaining ... Amassed 3,843 all-purpose yards (1,299 rushing, 175 receiving, 2,369 kickoff return) and 13 touchdowns (11 rushing, two kickoff return) in his four seasons with the Cardinals ... Earned second-team all-ACC honors as an all-purpose back and third-team recognition as a return specialist as a sophomore in 2019, when he rushed for 501 yards and five touchdowns, caught 12 passes for 99 yards and averaged 30.5 yards per kickoff return (good for third nationally), including a 100-yard touchdown at Wake Forest ... Began his collegiate career by appearing in all 12 games (including a career-high five starts) as a true freshman in 2018, racking up 1,220 all-purpose yards (303 rushing, 99 receiving, 818 kickoff return) and four touchdowns (three rushing, one 99-yard kickoff return vs. Clemson) ... Had 611 yards (223 rushing, six receiving, 382 kickoff return) in eight games in 2020 and 667 yards (272 rushing, 19 receiving and 376 kickoff return) in nine games in 2021 ... Rushed for three touchdowns over final two seasons at Louisville (two in 2020, one in 2021) ... Graduated from Louisville in December 2021 with a bachelor's degree in communication.

**High School:** Rated as a three-star prospect by Rivals, 247Sports and ESPN in 2018 ... Ranked as the No. 45 running back nationally and the No. 93 overall player in the state of Georgia by ESPN ... Two-way player ran for 728 yards (7.8 avg.) and five touchdowns and made 98 tackles with three interceptions and 10 fumble recoveries as a senior at Atlanta's Maynard Jackson H.S. ... Helped lead Jackson to 9-3 record (6-1 in Region 6-5A) and second round of Georgia 5A state playoffs as a senior in 2017 ... Recorded a 10.3-seconds time in the 100 meters ... Coached by Eric Williams.



# 15

## CARSON HAROF

**WR • 5-11 • 185 • r-Fr.**  
Woodstock, Ga./Blessed Trinity Catholic

**2021 (True Freshman):** Did not see game action ... Redshirted.

**High School:** Played wide receiver, defensive back and returned kicks for a program that went 51-3, won four region championships and three state titles during his four years at nearby Blessed Trinity H.S. ... Was the leading receiver on 2019 Georgia 4-A state championship team that finished 14-1 ... Coached by Tim McFarlin.

**Personal:** Father, Doug, played baseball at Georgia Tech from 1987-89 ... Uncle, Doug, played baseball at College of Charleston ... Cousin, Ed, played for the Buffalo Bills ... Brother, Chase, plays tight end at Georgia ... Carson is majoring in business administration.



# 11

## KEVIN HARRIS

**DL • 6-4 • 241 • r-So.**  
Loganville, Ga./Grayson (Alabama)

**2021 (Redshirt Freshman):** Included on The Athletic's Bruce

Feldman's annual preseason "Freaks List" for his ability to run 20-21 miles per hour with a 39-inch vertical jump and 31 reps in 225-pound bench press ... Saw action in all 12 games, contributing both at defensive end and on special teams ... Tallied six total tackles and a quarterback hurry for the season ... Had single tackles vs. Kennesaw State (Sept. 11), at No. 6 Clemson (Sept. 18), vs. No. 20 North Carolina (Sept. 25), at Duke (Oct. 9), at Virginia (Oct. 23) and at No. 6 Notre Dame (Nov. 20).

**2020 (Alabama):** Transfer from the University of Alabama ... Has four seasons of eligibility remaining ... Did not see game action in only season at Alabama.

**High School:** Rated a four-star prospect by Rivals, 247Sports and ESPN coming out of Grayson H.S. ... Tabbed as the No. 5-ranked outside linebacker in the nation by 247Sports and the No. 13-ranked player in the state of Georgia in the class of 2019 by ESPN ... Was the nation's No. 70-ranked player per PrepStar ... A member of the prestigious ESPN 300, Top247 and Rivals 250 lists ... Selected to play in the Under Armour All-America Game ... participated in Nike's "The Opening" Finals in Frisco, Texas in 2018 ... Recorded 71 tackles as a senior at Grayson, including 13.5 tackles for loss, 12.5 sacks, and 41 quarterback hurries ... Coached by Adam Carter ... Is one of five Grayson graduates on Georgia Tech's current roster, joining classmates Ryan King and Kenyatta Watson II and 2021 grads Noah Collins and Jamal Haynes.

**Personal:** Majoring in business administration.



# 18

## PEJE' HARRIS

**TE • 6-3 • 226 • r-Jr.**  
Newman, Ga./Newnan

**2021 (Redshirt Sophomore):** Appeared in all 12 games ... Made one start vs. Virginia Tech (Oct. 30) ... Caught five passes for 30 yards on the season ... Notched a season-high two receptions for eight yards in opener against Northern Illinois (Sept. 4) ... Had a season-long 19-yard reception against Kennesaw State (Sept. 11) ... Caught one pass for three yards at No. 6 Clemson (Sept. 18) ... Had a catch for no gain at Duke (Oct. 9) ... Made a huge play in the win at Duke when he dove to make a shoestring tackle on an interception return which saved what would have proven to be a game-changing score in the Yellow Jackets' eventual 31-27 victory.

**2020 (Redshirt Sophomore – "Covid Year" – year of eligibility retained):** Played in nine games and made two starts at wide receiver ... Was in the starting lineup for late-season matchups against Duke (Nov. 28) and NC State (Dec. 5) ... Caught 11 passes for 138 yards (12.5 avg.) and a touchdown ... Opened the season with three receptions over the first two games — one for 7 yards at Florida State (Sept. 12) and two for 38 yards vs. UCF (Sept. 19) ... Had a career-long 31-yard catch at Boston College (Oct. 24) ... Closed the season with seven catches over the final three games — two for 8 yards vs. Duke (Nov. 28), one for 6 yards at NC State (Dec. 5) and four for 48 yards (both career highs) vs. Pitt (Dec. 10).

**2019 (Redshirt Freshman):** Appeared in 10 games, making his lone start against Virginia Tech (Nov. 16) at wideout ... Recorded his first collegiate reception against Virginia Tech, hauling in a 4-yard catch ... An ACC Honor Roll member.

**2018 (True Freshman):** Redshirted.

**High School:** Rated as a three-star prospect by ESPN, 247Sports/Scout





and *Rivals* ... All-region and all-county honoree ... Caught 47 passes for 574 yards over his final two prep seasons, including 33 receptions for 448 yards and four touchdowns as a senior ... 78-yard touchdown catch in third game of his senior season was the longest reception in the state of Georgia that week ... Served as team captain as a senior ... Four-year letterwinner ... Coached by Chip Walker ... Also lettered in basketball and soccer ... Honor roll student maintained As and Bs throughout his high school career ... Served on student government.

**Personal:** Has two brothers ... Mother, Vera, played basketball at Southern Miss ... Father, Patrick, played football at Tennessee State ... Began playing football when he was 9 years old ... Majoring in literature, media and communication.

**CAREER HIGHS**

**Receptions:** 4 vs. Pitt (Dec. 10, 2020)  
**Receiving Yards:** 48 vs. Pitt (Dec. 10, 2020)  
**Receiving TDs:** 1 at Boston College (Oct. 24, 2020)  
**Longest Reception:** 31 at Boston College (Oct. 24, 2020)

**CAREER STATISTICS**

**RECEIVING**

YR	G-GS	NO.	YDS	TD	LG	Rec./G	Avg/C	Avg/G
2019	10-1	1	4	0	4	0.1	4.0	0.4
2020	9-2	11	138	1	31	1.2	12.5	15.3
2021	12-1	5	30	0	19	0.4	6.0	2.5
<b>Total</b>	<b>31-4</b>	<b>17</b>	<b>172</b>	<b>1</b>	<b>31</b>	<b>0.5</b>	<b>10.1</b>	<b>5.5</b>



**18**

**AHMARI HARVEY**

**DB • 6-0 • 174 • r-Fr.**  
 Tallahassee, Fla./Florida State University School (Auburn)

**2021 (Auburn):** Did not see game action as a true freshman and has four seasons of eligibility remaining.

**High School:** Rated as a four-star prospect by *Rivals*, 247Sports and ESPN in 2021 ... Ranked as the No. 5 safety in the country by ESPN and the No. 30 overall player in the state of Florida by *Rivals* ... Named MaxPreps small-school all-American ... Two-time first-team all-conference honoree ... Despite a shoulder injury, scored receiving, interception-return and kickoff-return touchdowns, while helping lead Florida State University School to a 10-1 record as a senior in 2020 ... Two-way player caught 40 passes for 642 yards and seven touchdowns and made 94 tackles with six interceptions as a junior in 2019 ... Coached by Jarrod Hickman ... Versatile athlete was also a state qualifier in the long jump.



**31**

**JAMAL HAYNES**

**WR • 5-9 • 180 • r-Fr.**  
 Loganville, Ga./Grayson

**2021 (True Freshman):** Saw action in two games as a true freshman — vs. Virginia Tech (Oct. 30) and No. 1 Georgia (Nov. 27) ... Did not record any statistics ... Redshirted.

**High School:** Rated as a three-star prospect by *Rivals*, 247Sports and ESPN ... Tabbed as the No. 24-ranked athlete in the nation and the No. 55-ranked prospect in the state of Georgia by *Rivals* ... Has helped lead

Grayson to more than 40 wins in four seasons on the varsity squad ... As a senior in 2020, led Grayson to a 14-0 record and the Georgia 7-A state championship ... Amassed over 2,100 total yards (passing, rushing, receiving and return) during his prep career, including 97 receptions for 1,417 yards and 10 touchdowns, as well as 202 rushing yards and three touchdowns on the ground ... First-team all-region honoree ... Coached by Adam Carter ... Is one of five Grayson graduates on Georgia Tech's current roster, joining classmate Noah Collins and 2020 grads Kevin Harris, Ryan King and Kenyatta Watson II.

**Personal:** Majoring in business administration.



**37**

**COLIN HEMINGWAY**

**RB • 5-6 • 185 • r-Fr.**  
 Boyds, Md./Poolesville

**2021 (Freshman):** Did not see game action ... Redshirted.

**2020 (Freshman – “Covid Year” – year of eligibility**

**retained):** Did not see game action.

**High School:** Four-year letterwinner ... Three-time all-county honoree ... Ranked among the top 10 rushers in talent-laden Montgomery County, Md. as a junior in 2018 ... Served as a team captain as a senior ... Coached by Anthony Nazzaro ... Also a four-year letterwinner in lacrosse ... Named all-America in lacrosse as a junior in 2019 ... Two-time lacrosse team MVP ... 2019-20 Poolesville H.S. Male Athlete of the Year ... Earned honor roll recognition every semester.

**Personal:** Brother, Keegan, was a running back at Georgia Tech from 2017-20.



**21**

**JALEN HUFF**

**DB • 6-0 • 180 • So.**  
 Athens, Ga./Buford

**2021 (Freshman):** Saw action in six games ... Recorded six tackles ... Did not play in six of first eight games of the season ... Only tackle in first eight games came in win at Duke (Oct. 9) ... Recorded five tackles in final four games of the season, including a career-best two vs. Boston College (Nov. 13).

**2020 (Freshman – “Covid Year” – year of eligibility**

**retained):** Saw action in three games as a true freshman — at Syracuse (Sept. 26), vs. Duke (Nov. 28) and at NC State (Dec. 5) ... Did not record any statistics.

**High School:** Rated as a three-star prospect by *Rivals*, 247Sports and ESPN ... Tabbed as the No. 38-ranked cornerback in the nation and the No. 49-ranked player in the state of Georgia by *Rivals* ... Named pre-season all-state prior to his senior campaign ... All-Gwinnett County honoree ... Helped lead Buford to 35 wins over three varsity seasons, including 14-1 record and Georgia 5A state championship as a senior in 2019 ... second-team Gwinnett All-County defensive pre-season selection ... Coached by Bryant Appling ... Multisport athlete, also ran three years of track ... Honor roll student ... Cousin, Jordan Huff, played in four games as a true freshman defensive back at Georgia Tech last season.



**Personal:** Majoring in business administration ... Member of the ACC Academic Honor Roll.

## CAREER HIGHS

**Tackles:** 2, twice - last vs. Boston College (Nov. 13, 2021)

**Fumbles Forced:** 1 vs. Boston College (Nov. 13, 2021)

**Fumbles Recovered:** 1 vs. Boston College (Nov. 13, 2021)

## CAREER STATISTICS

### DEFENSIVE

YR	G-GS	UT	AT	TT	TFL	PD	FF/FR	BLK	QBH
2020	3-0	0	0	0	0.0-0	0	0/0	0	0
2021	6-0	6	0	6	0.0-0	0	1/1	0	0
<b>Total</b>	<b>9-0</b>	<b>6</b>	<b>0</b>	<b>6</b>	<b>0.0-0</b>	<b>0</b>	<b>1/1</b>	<b>0</b>	<b>0</b>



## O E.J. JENKINS

**WR • 6-7 • 243 • r-Sr.**

**Fredricksburg, Va./Chancellor (South Carolina)**

**2021 (South Carolina):** Appeared in 12 games, making one start after enrolling in the spring ... Caught eight passes for 117 yards, a 14.6-yard average ... Had two catches for 28 yards, including his lone TD reception, in the win over Troy (Oct. 2) ... Earned the start against Florida (Nov. 6) ... Longest reception was 30 yards in the regular-season finale against Clemson ... Named to the SEC Fall Academic Honor Roll ... Retains one season of eligibility.

**2017-20 (St. Francis (Pa.)):** Hauled in 44 passes for 831 yards in two years of action after redshirting in 2017 ... Named preseason All-NEC prior to season being moved to the spring due to Covid-19 ... Earned second Team All-NEC honors in 2019 ... Caught 39 passes for 779 yards (20.0 ypc), including a long of 79 yards ... Set the single-season school record with 13 receiving touchdowns ... Burst onto the scene with five catches for 125 yards and a 75-yard TD in a win at Lehigh (Aug. 31) ... Caught a 10-yard touchdown reception at James Madison (Sept. 7) ... Led SFU with 71 receiving yards and another touchdown in a win over Merrimack (Sept. 14) ... Caught four passes for 91 yards and a 74-yard touchdown vs. Columbia (Sept. 21) ... Hauled in a one-handed touchdown versus Robert Morris (Oct. 12) ... Finished with three catches for 107 yards including a 79-yard TD at LIU (Oct. 16) ... Caught a 16-yard TD pass vs. Sacred Heart (Oct. 26) ... Caught two passes for 58 yards and a touchdown at Duquesne (Nov. 2) ... Tied the school record with three receiving TDs in a win over Wagner, posting nine catches for a career-high 128 yards (Nov. 16) ... Finished with four catches for 90 yards and two scores in a win at Delaware State (Nov. 23) ... Finished the season with 5 catches for 52 yards in 2018 ... Scored his first career touchdown vs. West Virginia Wesleyan (Sept. 29).

**High School:** Helped the Chargers to a 9-3 record in the 2016 ... Earned First Team All-Conference honors and was named the Free Lance-Star Male Athlete of the Year ... In 2016, caught 44 passes for 1,002 yards and 16 touchdowns, while averaging 22.8 yards per catch ... Logged 4,310 receiving yards and 37 touchdowns in his Chargers career ... Owns Chancellor records for career receiving yards, career receiving touchdowns, longest receiving touchdown, most touchdowns in a season and most receiving touchdowns in a game ... Coached by Bob Oliver ... Also played basketball, averaging 21.5 points and 12 rebounds per game as a senior.



## 24

## KENAN JOHNSON

**DB • 6-1 • 180 • r-So.**

**Minneola, Fla./Lake Minneola**

**2021 (Redshirt Freshman):** Appeared in 10 games as a reserve defensive back and on special teams ... Recorded one tackle (in 45-22 win over No. 20 North Carolina on Sept. 25) and one pass breakup (in 45-17 win over Kennesaw State on Sept. 11).

**2020 (Redshirt Freshman):** Saw action in 9-of-10 games as a redshirt freshman ... Made three starts at cornerback, with first-career start coming at Syracuse (Sept. 26) ... Also made late season-starts at NC State (Dec. 5) and versus Pitt (Dec. 10) ... Talled 13 tackles on the season ... Had three games with three or more tackles — three in season-opening win at Florida State (Sept. 12), three in primetime win over Louisville (Oct. 9) and a career-high four at NC State ... Broke up passes against Clemson (Oct. 17) and Pitt.

**2019 (Freshman):** Redshirted ... Appeared in four games — at then-No. 1 Clemson (Aug. 29), vs. South Florida (Sept. 7), vs. Virginia Tech (Nov. 16), and vs. NC State (Nov. 21) ... Recorded five solo tackles, including a tackle-for-loss on the season ... Made his collegiate debut by making three tackles, including 1.0 TFL for 1 yard at then-No. 1 Clemson (Aug. 29) ... Recorded a tackle vs. South Florida (Sept. 7) and NC State (Nov. 21) ... Also forced a fumble in the primetime win over NC State (Nov. 21).

**High School:** Rated a three-star prospect by *ESPN*, *247Sports* and *Rivals* ... Intercepted 12 passes over his final two prep seasons (five as a senior in 2018, seven as a junior in 2017) ... Returned two of his five interceptions for touchdowns (50 and 70 yards) as a senior ... Also tallied 37 tackles during senior campaign ... Also saw spurts on offense, highlighted by a 9-yard touchdown reception as a senior.

**Personal:** Majoring in business administration ... Brother, Kenyon, was a wide receiver at UCF (2017-18).

## CAREER HIGHS

**Tackles:** 4 at NC State (Dec. 5, 2020)

**Solo Tackles:** 4 at NC State (Dec. 5, 2020)

**Tackles for Loss:** 1.0 at No. 1 Clemson (Aug. 29, 2019)

**Fumbles Forced:** 1 vs. NC State (Nov. 21, 2019)

**Pass Breakups:** 1, 3x - last vs. Kennesaw State (Sept. 11, 2021)

## CAREER STATISTICS

### DEFENSIVE

YR	G-GS	UT	AT	TT	TFL	PD	FF/FR	BLK	QBH
2019	4-0	5	0	5	1.0-1	0	1/0	0	0
2020	9-3	9	4	13	0.0-0	2	0/0	0	0
2021	10-0	0	1	1	0.0-0	1	0/0	0	0
<b>Total</b>	<b>23-3</b>	<b>14</b>	<b>5</b>	<b>19</b>	<b>1.0-1</b>	<b>3</b>	<b>1/0</b>	<b>0</b>	<b>0</b>



## 30

## TAMARII JONES-CUMMINGS

**DB • 6-2 • 197 • r-Fr.**

**Fort Lauderdale, Fla./Nova Southeastern**

**2021 (Freshman):** Did not see game action as a true freshman ... Redshirted.

**High School:** Attended Nova Southeastern University School ... After posting an 8-3 record in 2019, NSU School canceled its 2020 season due to the Covid-19 pandemic ... Therefore, as a senior, Jones-Cummings, along with several of his NSU School teammates, played for nearby TRU Prep Academy while still attending NSU School and posted a 7-2 record against a challenging slate ... Coached at NSU School by Daniel Luque and at TRU Prep Academy by Mario Smith.

**Personal:** Majoring in computer engineering.



# 87

## JUDE KELLEY

**PK • 6-1 • 174 • r-Fr.**  
**Acworth, Ga./Allatoona**

**2021 (Freshman):** Appeared in four games ... Was a remarkable 3-for-3 on onside-kick attempts ... His first successful onside kick of the season gave Georgia Tech an opportunity for a game-tying drive late in fourth quarter of an eventual heartbreaking 14-8 loss at No. 6 Clemson (Sept. 18) ... Perfectly executed a pair of onside kicks — one with 1:16 remaining in the game and one with 20 seconds to go — that helped GT nearly erase a 21-point deficit in the final four minutes of a 48-0 defeat at Virginia (Oct. 30) ... Also executed a perfectly placed sky kick that pinned UVA at its own 4 yard line in the fourth quarter of the narrow defeat ... Upped himself to a perfect 5-for-5 on onside-kick attempts in his career ... Was named ACC Specialist of the Week in recognition of his astounding performance at UVA ... Attempted one field goal on the season — a 55-yard attempt that was blocked at No. 6 Notre Dame (Nov. 20).

**2020 (Freshman – “Covid Year” – year of eligibility retained):** Appeared in five games as a true freshman place kicker ... Made Georgia Tech's biggest kick of the season in his first collegiate game, when he split the uprights on a 32-yard field goal with 8:56 remaining in the game that provided the winning points in Tech's 16-13 triumph at Florida State (Sept. 12) ... Bounced back from having a two field goals and an extra point blocked earlier in the game to boot the game-winner at FSU ... Went on to make 4-of-5 extra points on the season, but finished 1-of-5 on field goal attempts.

**High School:** Had what the *Marietta Daily Journal* called “arguably the best kicking season in Cobb County history” in 2019, when he made 19-of-25 field goals and all 49 extra-point attempts to help lead nearby Allatoona H.S. to 2019 Georgia 6-A state championship game ... Received 2019 Chris Sailer Award, given to the nation's top high school place kicker ... Coached by Gary Varner.

**Personal:** Majoring in business administration ... Member of ACC Academic Honor Roll.



# 9

## KYLE KENNARD

**DL • 6-5 • 240 • So.**  
**Atlanta, Ga./Riverwood**

**2021 (Freshman):** Saw action in all 12 games with two starts (Nov. 13 vs. Boston College and Nov. 20 at No. 6 Notre Dame) ... Finished the season with 15 tackles, which included 3.5 tackles for loss (fifth on team) and two sacks (tied for second on team) ... Turned in best performance of

the season in 45-22 win over No. 20 North Carolina (Sept. 25), with two sacks and three tackles for loss among his season-high four total tackles ... Was in on a tackle for loss in win at Duke (Oct. 9) ... Had two tackles at Miami (Nov. 6) ... Recorded three tackles against BC.

**2020 (Freshman – “Covid Year” – year of eligibility retained):** Became a significant contributor at defensive end down the stretch of his true-freshman campaign ... Saw action in six games, including the final five contests of the season ... Made three starts at DE — at Boston College (Oct. 24), at NC State (Dec. 5) and vs. Pitt (Dec. 10) ... Recorded 10 tackles and 2.5 sacks on the season ... 2.5 sacks ranked second on the team ... Seven of his 10 tackles and all 2.5 sacks came in the final two games of the season — three tackles with 1.5 sacks at NC State and four tackles with one sack versus Pitt.

**High School:** Rated as a three-star prospect by *Rivals*, *247Sports* and *ESPN* ... Tabbed as the No. 38-ranked week-side defensive end in the nation and the No. 77-ranked player in the state of Georgia by *Rivals* ... All-region honoree ... Recorded more than 100 tackles and 40 tackles for loss over the final two seasons of his prep career ... Helped lead team to a perfect 10-0 regular season and 11-1 overall record as a senior in 2019 ... Anchored a defense that allowed just 11.4 points per game during senior campaign ... Coached by Robert Edwards.

**Personal:** Majoring in business administration.

### CAREER HIGHS

**Tackles:** 4 vs. No. 20 UNC (Sept. 25, 2021)

**Solo Tackles:** 3 vs. Pitt (Dec. 10, 2020)

**Tackles for Loss:** 3.0 vs. No. 20 UNC (Sept. 25, 2021)

**Sacks:** 2.0 vs. No. 20 UNC (Sept. 25, 2021)

### CAREER STATISTICS

#### DEFENSIVE

YR	G-GS	UT	AT	TT	TFL	SACK	FF/FR	BLK	QBH
2020	6-3	8	2	19	2.5-27	2.5-27	0/0	0	0
2021	12-2	5	10	15	3.5-21	2.0-18	0/0	0	0
<b>Total</b>	<b>18-5</b>	<b>13</b>	<b>12</b>	<b>25</b>	<b>6.0-48.4</b>	<b>4.5-45</b>	<b>0/0</b>	<b>0</b>	<b>0</b>



# 14

## JAYLON KING

**DB • 6-1 • 192 • r-Jr.**  
**La Vergne, Tenn./Ensworth**

**2021 (Redshirt Sophomore):** Saw action in 11 games as a contributor in the secondary and on special teams ... Made three starts at safety vs. North Carolina (Sept. 25), at Virginia (Oct. 23) and vs. Virginia Tech (Oct. 30) ... Recorded 32 tackles, which ranked ninth on the team overall and ranks third among players returning in 2022 ... Added two tackles for loss, a pass breakup and a fumble recovery ... Returned fumble 40 yards for a touchdown at Miami (Nov. 6) ... Had three games with six or more tackles — six vs. Kennesaw State (Sept. 11) and seven apiece at Duke (Oct. 9) and at UVA ... Notched TFL at No. 6 Clemson (Sept. 18) and Duke.

**2020 (Redshirt Sophomore – “Covid Year” – year of eligibility retained):** Saw action in nine games as a reserve defensive back and on special teams ... Finished with 11 tackles, including one for loss ... Had multiple tackles in four games — a season-high three (including his lone TFL) vs. Louisville (Oct. 9) and two apiece against Syracuse (Sept. 26), Boston College (Oct. 24) and Duke (Nov. 28).

**2019 (Redshirt Freshman):** Appeared in all 12 games as a reserve defensive back ... Finished the season with 14 tackles (11 solo) ... Recorded 1.0 tackle-for-loss for 1 yard and one pass breakup ... Started





the season with one tackle at then-No. 1 Clemson (Aug. 29) ... Turned in three tackles (one solo) against North Carolina (Oct. 5) ... Tallied two solo tackles vs. Pitt on Nov. 2 ... Turned in the best all-around performance of his career against then-No. 4 Georgia (Nov. 30), when he recorded a career-best six solo tackles), including his lone tackle for loss (1.0) for a 1-yard loss and his lone pass breakup.

**2018 (True Freshman):** Redshirted after seeing action in three games – Sept. 1 vs. Alcorn State, Sept. 8 at USF and Sept. 29 vs. Bowling Green ... Registered two tackles, both against Bowling Green ... Was one of 13 true freshmen to see game action for the Yellow Jackets.

**High School:** Rated as a four-star prospect by *247Sports* and *Scout* and *Rivals* ... Ranked as the No. 5 overall player in his class in the state of Tennessee and the No. 22 cornerback in the nation by *Rivals* ... Ranked No. 8 on The Tennessee's 2017 Dandy Dozen ... Two-time first-team all-region honoree ... Two-time team MVP ... Helped lead Ensworth to 15 wins and back-to-back playoff appearances over his final two seasons ... Coached by Ricky Bowers.

**Personal:** Is one of four siblings ... Father, Jeff, was a track and field student-athlete at Tennessee State ... Majoring in civil engineering ... Member of ACC Academic Honor Roll.

## CAREER HIGHS

**Tackles:** 7, twice - last at Virginia (Oct. 23, 2021)

**Solo Tackles:** 6 vs. No. 4 Georgia (Nov. 30, 2019)

**Tackles for Loss:** 1.0, 3x - last at No. 6 Clemson (Sept. 18, 2021)

**Fumbles Recovered:** 1 at Miami (Nov. 6, 2021)

**Pass Breakups:** 1 vs. No. 4 Georgia (Nov. 30, 2019)

## CAREER STATISTICS

### DEFENSIVE

YR	G-GS	UT	AT	TT	TFL	PD	FF/FR	BLK	QBH
2018	3-0	2	0	2	0.0-0	0	0/0	0	0
2019	12-0	11	3	14	1.0-1	1	0/0	0	0
2020	9-0	5	6	11	1.0-1	0	0/0	0	0
2021	11-3	20	12	32	2.0-9	1	0/1	0	0
<b>Total</b>	<b>35-3</b>	<b>38</b>	<b>21</b>	<b>59</b>	<b>4.0-11</b>	<b>2</b>	<b>0/1</b>	<b>0</b>	<b>0</b>



# 11

## RYAN KING

**WR • 6-3 • 214 • So.**  
Loganville, Ga./Grayson

**2021 (Freshman):** Saw action in final 11 games of the year as a reserve wide receiver and a regular contributor on special teams ... Made first-career start in season finale against No. 1 Georgia (Nov. 27) ... Made five tackles in kickoff and punt coverage, including a season-best four against eventual ACC champion Pitt (Oct. 2) ... Made first-career reception for seven yards at No. 6 Notre Dame (Nov. 20).

**2020 (Freshman – “Covid Year” – year of eligibility re-tained):** Saw action in two games versus eventual College Football Playoff participants Clemson and Notre Dame ... did not record any statistics.

**High School:** Rated as a three-star prospect by *Rivals*, *247Sports* and *ESPN* ... Tabbed as the No. 73-ranked wide receiver in the nation and the No. 43-ranked player in the state of Georgia by *247Sports* ... Averaged 17.3 yards per reception and caught nine touchdown passes while helping lead Grayson to a 21-5 record over final two prep seasons ... All-region honoree ... Is one of five Grayson graduates on Georgia Tech's current roster, joining classmates Kevin Harris and Kenyatta Watson II and

2021 grads Noah Collins and Jamal Haynes ... Coached by Adam Carter.

**Personal:** Majoring in computer science.



# 17

## DEMETRIUS KNIGHT II

**ATH • 6-2 • 247 • Jr.**  
Locust Grove, Ga./Strong Rock Christian

**2021 (Sophomore):** Saw action in all 12 games as a reserve line-backer and special teams stalwart ... Recorded six tackles in the season, including two in finale against No. 1 Georgia (Nov. 27) and one apiece against No. 20 North Carolina (Sept. 25), Virginia (Oct. 23) Virginia Tech (Oct. 30) and Miami (Nov. 6) ... Scooped up a fumble and returned it 37 yards to set up a GT touchdown in win over UNC ... Completed first pass attempt of his career when he threw a 4-yard toss to Dontae Smith for a first down on a fourth-and-two fake punt attempt against Boston College (Nov. 13).

**2020 (Sophomore – “Covid Year” – year of eligibility re-tained):** Amassed 18 tackles, including one for loss, and forced a fumble in eight games ... Matched a season-high with four tackles three times — in the season opener at Florida State (Sept. 12), the home opener vs. UCF (Sept. 19) and vs. Notre Dame (Oct. 31) ... TFL and forced fumble came against UCF ... Also had three stops in primetime win over Louisville (Oct. 31).

**2019 (Freshman):** Appeared in all 12 games as a reserve linebacker ... Despite limited opportunities, still amassed 18 tackles (10 solo) on the season ... Recorded 2.0 tackles-for-loss for 14 yards, including 1.0 sacks for 11 yards and a forced fumble ... Also turned in a pair of pass breakups and passes defended ... Made his first collegiate tackle in the primetime season-opener at then-No. 1 Clemson (Aug. 29) ... Also notched a tackle against South Florida (Sept. 7) and North Carolina (Oct. 5) ... Turned in his best performance of the season at Duke (Oct. 12), where he recorded six tackles (one solo) and a pass breakup ... Recorded a monumental strip sack in the endzone during the first quarter against Miami (Fla.) (Oct. 19) that was recovered for a touchdown by fellow freshman JaQuon Griffin to give Tech a 7-0 lead en route to the overtime victory ... Totaled three tackles in back-to-back games – at Virginia (Nov. 9) and vs. Virginia Tech (Nov. 16).

**High School:** Rated as a three-star prospect by *ESPN*, *247Sports* and *Rivals* ... Tabbed as the No. 30-ranked dual-threat quarterback in the nation by *247Sports* ... Two-time first-team all-region and all-area honoree ... Four-year starter at quarterback and two-time team captain ... Threw for 1,025 yards and ran for 682 yards as a junior in 2017 and eclipsed the 1,000-yard marks in both passing and rushing as a senior in '18 ... Holds the school record with a 99-yard touchdown run ... also played wide receiver and running back during his prep career ... Was named MVP of the USA Football Invitational when playing for the U.S. national team versus Canada at AT&T Stadium in Arlington, Texas ... Will become the first NCAA Division I football student-athlete to ever come from Strong Rock Christian, which has fielded a football team for 12 seasons ... Coached by Tommy Webb ... Versatile athlete was a four-year letterwinner in basketball and baseball as well as football ... once broke a rim during a slam dunk in a basketball game, causing the game to be delayed for 30 minutes.

**Personal:** Majoring in literature, media and communication ... Cousin, DeAngelo Hall, who was an all-America defensive back at Virginia Tech (2001-03), went on to be selected with the No. 8 overall pick in the 2004 NFL Draft and become a three-time Pro Bowler during a 14-year pro football career with the Atlanta Falcons (2004-07), Oakland Raiders



(2008) and Washington Redskins (2008-17) ... Is also a distant cousin of R&B legends Gladys Knight and Aretha Franklin ... Member of ACC Academic Honor Roll.


### CAREER HIGHS

**Tackles:** 6 at Duke (Oct. 12, 2019)  
**Solo Tackles:** 1, 4x - last at Duke (Oct. 12, 2019)  
**Tackles for Loss:** 1.0, 3x - last vs. No. 14 UCF (Sept. 19, 2020)  
**Sacks:** 1.0 at Miami (Oct. 19, 2019)  
**Fumbles Forced:** 1, twice - last vs. No. 14 UCF (Sept. 19, 2020)  
**Fumbles Recovered:** 1 vs. No. 20 UNC (Sept. 25, 2021)  
**Pass Breakups:** 1, twice - last at Duke (Oct. 12, 2019)

### CAREER STATISTICS

#### DEFENSIVE

YR	G-GS	UT	AT	TT	TFL	PD	FF/FR	BLK	QBH
2019	12-0	10	8	18	2.0-14	2	1/0	0	0
2020	8-0	11	7	18	1.0-1	0	1/1	0	0
2021	12-0	4	2	6	0.0-0	0	0/1	0	0
<b>Total</b>	<b>32-0</b>	<b>25</b>	<b>17</b>	<b>42</b>	<b>3.0-15</b>	<b>2</b>	<b>1/2</b>	<b>0</b>	<b>0</b>



## 62

### CADE KOOTSOURADIS

**OL • 6-4 • 316 • r-Fr.**  
**Crestview, Fla./Crestview**

**2021 (Freshman):** Did not see game action ... Redshirted.

**2020 (Freshman – “Covid Year” – year of eligibility retained):** Did not see game action.

**High School:** Rated as a three-star prospect by *Rivals*, *247Sports* and *ESPN* ... Tabbed as the No. 48 ranked offensive guard in the nation by *ESPN* and as the No. 97 offensive tackle in the country by *247Sports* ... First-team all-area honoree ... Helped pave the way for an offense that scored 26 rushing touchdowns as a senior in 2019 ... Coached by Tim Hatten.

**Personal:** Brother, Seth, was a punter at Louisiana-Lafayette from 2016-19 ... Cade is majoring in business administration.



## 21

### BEAU LARK

**ATH • 5-11 • 195 • r-Fr.**  
**Johns Creek, Ga./Northview (Kennesaw State)**

**2021 (Freshman):** Did not see game action ... Redshirted.

**2020 (Kennesaw State):** Did not see game action as a true freshman ... Retained season of eligibility due to NCAA Covid-19 regulations.

**High School:** Threw for more than 2,400 yards and 20 touchdowns while rushing for more than 500 yards as a senior in 2019 at Northview H.S. ... Helped lead Northview to a 6-4 record and Georgia 6-A state playoff appearance as a senior ... Coached by James Thomson.

**Personal:** Majoring in mechanical engineering ... Member of ACC academic honor roll.



## 79

### WILLIAM LAY III

**OL • 6-2 • 308 • r-Sr.**  
**Bowersville, Ga./Hart County**

**2021 (Redshirt Junior):** Returned to role that he assumed in 2019 as a versatile contributor and part-time starter to help Tech overcome a wide swath of injuries across the offensive front ... Saw action in 10 games with five starts — three at left guard (Sept. 18 vs. No. 6 Clemson, Nov. 20 at No. 6 Notre Dame and Nov. 27 vs. No. 1 Georgia) and two at left guard (Oct. 23 at Virginia and Oct. 30 vs. Virginia Tech).

**2020 (Redshirt Junior – “Covid Year” – year of eligibility retained):** Saw action in three games as a reserve offensive lineman — Clemson (Oct. 17), Notre Dame (Oct. 31) and NC State (Dec. 5).

**2019 (Redshirt Sophomore):** Appeared in 10 games, including taking over as Georgia Tech's starting center after multiple injuries to the offensive line ... Earned recognition to the watch list for nation's most outstanding walk-on student-athlete ... Helped Georgia Tech run for 207 yards (its second-highest rushing total of the season) against a Miami (Fla.) team that then-ranked No. 7 nationally in rushing defense (77.7 rushing yards per contest) ... During a three-game stretch from Oct. 19-Nov. 9, Tech faced the teams that ranked first (Pitt), fourth (Miami) and eighth (Virginia) nationally in sacks and the offensive front allowed just five total sacks in those three games, including none against Virginia ... Helped Georgia Tech refuse to surrender a sack in two of the final four games.

**2018 (Redshirt Freshman):** Did not see game action.

**2017 (True Freshman):** Redshirted.

**High School:** Three-year letterwinner for coach William Devane at Hart County H.S. ... Played every position across the offensive line ... Earned all-region (8-3A) accolades as a junior and senior ... Team captain as a senior ... Selected to participate in FCA Athens Area All-Star Game ... Honor roll student that was active in National Honor Society, Secretary of State Chamber of Ambassadors, Hart County Chamber of Commerce Ambassadors and Leadership Hart ... Lists most memorable non-athletic accomplishment as being on honor roll for 12-of-13 years from elementary school through high school.

**Personal:** Oldest of two siblings ... Father, William II, played basketball at Piedmont College ... William III started playing football at age eight ... Majoring in mechanical engineering ... Aspires for a career as a robotics engineer.



## 75

### JAKIAH LEFTWICH

**OL • 6-6 • 311 • r-Fr.**  
**Atlanta, Ga./Westlake**

**2021 (True Freshman):** Did not see game action as a true freshman ... Redshirted.

**High School:** Rated a three-star prospect by *Rivals*, *247Sports* and *ESPN* ... Tabbed as the No. 46-ranked offensive tackle in the nation and the No. 71-ranked player in the state of Georgia by *ESPN* ... As a senior in 2020, helped lead Westlake to an undefeated region record, an 8-1 overall regular-season finish, and to the semifinals of the Georgia 6-A state playoffs (which will be played on Friday, Dec. 18) ... As a junior, helped



lead Westlake to a first-place finish in Georgia 7-A Region 2 ... Lettered in both football and basketball at Westlake H.S. ... Coached by Bobby May.

**Personal:** Majoring in business administration.



2

**DYLAN LEONARD**

**TE • 6-5 • 238 • Jr.**  
Milton, Ga./Milton

**2021 (Sophomore):** Played in 11 games and made 10 starts at tight end ... Led Tech's tight ends and ranked sixth overall on the team in receptions (11) and receiving yards (112) ... After making just one catch for five yards over the first six games of the season, became a big part of Tech's passing game with 10 receptions for 107 yards over the final six contests ... Had multiple receptions in four of the final six games of the season ... Hauled in a season-best three receptions for 21 yards against Boston College (Nov. 13) ... Averaged 14 yards per catch (two for 28 yards) at No. 6 Notre Dame (Nov. 20) ... Caught two passes for a career-high 43 yards against No. 1 Georgia (Nov. 27) ... 21.5 yards per reception against UGA was also a career best.

**2020 (Sophomore – “Covid Year” – year of eligibility**

**retained):** Former walk-on earned a scholarship prior to the season ... Missed the first three games but played in the final seven contests of the season, including starts against Boston College (Oct. 24) and Notre Dame (Oct. 31) ... Caught three passes for 23 yards on the season ... First catch of the season was a career-long 15-yarder against Louisville (Oct. 9) ... Also had 4-yard receptions against BC and ND ... Made a solo tackle against Clemson (Oct. 17).

**2019 (Freshman):** Appeared in all 12 games as a reserve tight end ... Hauled in his first-career reception against South Florida (Sept. 7) for 3 yards ... Also recorded a 3-yard catch at Duke (Oct. 12) ... Took a kick return 8 yards at Miami (Fla.) on Oct. 19.

**High School:** Tabbed as a three-star prospect by *ESPN* ... Three-year letterwinner at Milton, playing tight end and wide receiver ... Was named a captain his senior season ... Helped lead Milton to a Georgia 7-A state championship in 2018 ... Named first-team all-region and the Region 5 7-A Offensive Player of the Year ... Earned second-team all-state honors ... Was also named first-team all-North Fulton ... Hauled in 875 yards as a senior off 48 receptions ... Also caught 10 touchdowns and converted a two-point conversion ... Hauled in three touchdowns in three-straight games to set the school record for most consecutive three-touchdown games ... High school teammates with current Georgia Tech teammates Anthony Minella and Jordan Yates ... Coached by Adam Clack ... Also played baseball at Milton, spending two years on the team as an outfielder.

**Personal:** Has one younger brother ... Father, Colby, wrestled at James Madison ... Brother, Cade, plays football at James Madison ... Majoring in business administration ... Member of ACC Academic Honor Roll.

**CAREER HIGHS**

**Receptions:** 3 vs. Boston College (Nov. 13, 2021)

**Receiving Yards:** 43 vs. No. 1 Georgia (Nov. 27, 2021)

**Longest Reception:** 40 vs. No. 1 Georgia (Nov. 27, 2021)

**CAREER STATISTICS****RECEIVING**

YR	G-GS	NO.	YDS	TD	LG	Rec./G	Avg/C	Avg/G
2019	12-0	2	6	0	3	0.2	3.0	0.5
2020	7-2	3	23	0	15	0.4	7.7	3.3
2021	11-10	11	112	0	40	1.0	10.2	10.2
<b>Total</b>	<b>29-12</b>	<b>16</b>	<b>141</b>	<b>0</b>	<b>40</b>	<b>0.6</b>	<b>8.8</b>	<b>4.9</b>



22

**JULLIAN “JUJU” LEWIS**

**WR • 6-2 • 213 • Fr.**  
Davie, Fla./Western

**High School:** Rated as a three-star prospect by Rivals, 247Sports and ESPN ... Playing in one of the most talent-rich areas in the nation for prep football, was named first-team all-Broward County by the South Florida Sun Sentinel and Miami Herald as a senior in 2021 ... Caught 77 passes for 1,260 yards and 14 touchdowns during senior campaign ... Amassed 148 receptions, 2,378 receiving yards and 25 touchdowns during prep career, which included 49 catches for 795 yards and seven scores as a sophomore at Stranahan H.S. (Fort Lauderdale), where he was named third-team 5A all-state ... Played at Western with fellow Georgia Tech signee DB Jaylin Marshall ... Coached at Western by Adam Ratkevich.



55

**HORACE LOCKETT**

**DL • 6-6 • 337 • Fr.**  
Atlanta, Ga./Westlake

**High School:** Rated as a four-star prospect by Rivals ... Also ranked as the No. 24 defensive tackle in the nation and the No. 28 overall prospect in the state of Georgia by Rivals ... Versatile athlete was named all-region as an offensive lineman in 2021 and as a defensive lineman in 2020 ... Helped lead Westlake H.S. to a 21-5 record over his last two seasons, including a third-round 6A state playoffs appearance as a senior in 2021 and a region championship and trip to the 6A state semifinals as a junior in 2020 ... Joins a trio of Westlake alums on the Yellow Jackets' roster, including WR Leo Blackburn, OL Jakiah Leftwich and fellow 2022 signee DB Clayton Powell-Lee ... Coached at Westlake by Bobby May.



52

**CADE LONG**

**LS • 6-0 • 231 • r-Jr.**  
Hixson, Tenn./Baylor School

**2021 (Redshirt Sophomore):** Served as Georgia Tech's long snapper on punts for the third-straight year and also picked up duties as the short-snapper on field goal/PAT attempts ... Did not have an errant snap all season ... Missed one game due to injury (Nov. 6 at Miami) ... Named to ACC all-academic team for achievements on the field and in the classroom.

**2020 (Redshirt Sophomore – “Covid Year” – year of eligibility retained):** Served as Georgia Tech's long snapper on punts for the second-straight year ... Did not have an errant snap all season.

**2019 (Redshirt Freshman):** Appeared in all 12 games as Georgia





Tech's primary long snapper on punts.

**2018 (True Freshman):** Redshirted.

**High School:** Four-year letterwinner played tight end, linebacker and long snapper ... Was invited to participate in Blue-Grey All-American Game ... Coached by Phil Massey ... Also lettered in lacrosse and track and field ... Member of National Honor Society.

**Personal:** Is the youngest of two siblings ... Mother, Amy, played golf at Ole Miss ... Cade began playing football at age seven ... Majoring in business administration ... Member of ACC Academic Honor Roll.



38

**CONNOR MACK**

**DB • 5-10 • 179 • r-Fr  
Covington, Ga./Newton**

**2021 (Freshman):** Did not see game action as a freshman ... Redshirted.

**High School:** Second-team Region 8-7A all-region performer as a running back ... Coached by Terrance Banks.

**Personal:** Majoring in biology ... Member of ACC academic honor roll.



28

**JAYLIN MARSHALL**

**DB • 6-3 • 196 • Fr  
Fort Lauderdale, Fla./Western**

**High School:** Rated as a four-star prospect by 247Sports ... Appeared in nine games for Western in 2021, recording 24 tackles in 2021, forcing two interceptions (one pick-six) and deflecting 13 passes ... Also recovered a fumble ... Was a Nat Moore Trophy nominee (honors the top high school football player in Miami-Dade, Broward or Monroe County) after his junior season at Miami Central ... Coached at Western by Adam Ratkevich.

**Personal:** Majoring in business administration.



20

**ANTONIO MARTIN, JR.**

**RB • 5-11 • 221 • Fr  
Atlanta, Ga./Langston Hughes**

**High School:** Rated as a four-star prospect by 247Sports and ESPN ... Earned prestigious ESPN 300 designation as the nation's No. 249 overall recruit ... Also ranked by ESPN as the No. 22 running back in the nation and the No. 26 overall prospect in the state of Georgia ... Ran for 1,114 yards and 16 touchdowns in 12 games as a senior in 2021, en route to earning first-team all-region honors and helping lead Langston Hughes to the Georgia 6A state championship game ... Ran for 166 yards and two touchdowns in 21-20 loss to Buford H.S. in 2021 state title game, good for his sixth 100-yard rushing games in 12 contests as a senior ... Helped Langston Hughes post a 24-4 overall record over his final two seasons, after the Panthers went just 2-8 in 2019 ... High-school teammate of fellow Georgia Tech signee Rodney Shelley ... Coached at Langston Hughes by Daniel Williams.



61

**MICHAEL MAYE**

**OL • 6-3 • 315 • r-Jr.  
Hoover, Ala./Hoover**

**2021 (Redshirt Sophomore):** Appeared in five-straight midseason games as a reserve offensive lineman — at Pitt (Oct. 2), at Duke (Oct. 9), at Virginia (Oct. 23), vs. Virginia Tech (Oct. 30) and at Miami (Nov. 6).

**2020 (Redshirt Sophomore – “Covid Year” – year of eligibility retained):** Saw action in first two games of the season — at Florida State (Sept. 12) and vs. UCF (Sept. 19).

**2019 (Redshirt Freshman):** Appeared in 10 games as a reserve offensive lineman ... Helped Georgia Tech run for 207 yards (its second-highest rushing total of the season) against a Miami (Fla.) team that then-ranked No. 7 nationally in rushing defense (77.7 rushing yards per contest) ... During a three-game stretch from Oct. 19-Nov. 9, Tech faced the teams that ranked first (Pitt), fourth (Miami) and eighth (Virginia) nationally in sacks and the offensive front allowed just five total sacks in those three games, including none against Virginia ... Helped Georgia Tech refuse to surrender a sack in two of the final four games.

**2018 (True Freshman):** Redshirted.

**High School:** Rated as a three-star prospect by *ESPN*, *247Sports/Scout* and *Rivals* ... Honorable-mention all-state selection as a senior in 2017 ... Also earned all-metro recognition as a senior ... Selected to participate in 2017 Alabama-Mississippi All-Star Game ... Helped lead Hoover to three state championships in four seasons (2014, 2016 and 2017) ... Captained Hoover's state title teams in 2016 and 2017 ... Coached by Josh Niblett ... Also lettered in basketball ... Honor roll student ... Member of National Honor Society and Spanish Honor Society ... Passed four Advanced Placement exams as a junior.

**Personal:** Has a younger brother ... Cousins Kermit Kendrick and Dominic Lee played football at Alabama ... Was a fixture in the Birmingham community throughout high school, highlighted by serving as a volunteer for March of Dimes, YMCA toy drive and after-school snack program and the Omega Psi Phi Fraternity's annual Easter egg hunt ... Majoring in business administration ... Member of ACC Academic Honor Roll.



10

**TAYLOR McCAWLEY**

**LB • 6-0 • 222 • r-So.  
Sharpsburg, Ga./East Coweta**

**2021 (Redshirt Freshman):** Saw action in four games on special teams — at No. 6 Clemson (Sept. 18), vs. No. 20 North Carolina (Sept. 25), at Miami (Nov. 6) and vs. Boston College (Nov. 13) ... Did not record any statistics.

**2020 (Redshirt Freshman – “Covid Year” – year of eligibility retained):** Appeared in 7-of-10 games, primarily on special teams ... Did not record any statistics.

**2019 (Freshman):** Redshirted after appearing in three games as a reserve linebacker — Nov. 9 at Virginia, Nov. 21 vs. NC State and Nov. 30 against then-No. 4 Georgia ... Did not record any statistics.

**High School:** Two-year letterwinner at both Lowndes and East Coweta



High School ... Was a two-year captain at East Coweta as a linebacker ... Named all-region his junior and senior seasons ... Set a program record with more than 130 tackles as a senior ... Graduated as a member of high honor roll.

**Personal:** Has three younger siblings – three brothers ... Majoring in business administration ... Aspires to become an orthopedic surgeon.



8

**NATE MCCOLLUM**

**WR • 5-11 • 184 • So.**  
**McDonough, Ga./Dutchtown**

**2021 (Freshman):** Saw action in all 12 games ... Made first-career start vs. eventual ACC champion Pitt (Oct. 2) ... Ranked fifth on the team in receptions (13) and seventh in receiving yards (108) ... Caught just four passes for 24 yards over the first four games of the season ... Had a breakout performance vs. Pitt, catching three passes for 49 yards, including a 44-yard reception for his first-career touchdown ... Followed that up with three receptions for 29 yards at Virginia (Oct. 23) ... Closed the season with a pair of receptions for 10 yards against No. 1 Georgia (Nov. 27) ... Made two tackles (one on punt coverage vs. Pitt on Oct. 2, one on an interception vs. Virginia on Oct. 23).

**2020 (Freshman – “Covid Year” – year of eligibility retained):** Saw action in the final six games of the season ... Caught two passes for 15 yards and rushed twice for eight yards ... Also fielded five punts ... Caught a 5-yard pass versus Notre Dame (Oct. 31) and a 10-yard pass at NC State (Dec. 5) ... Had a 7-yard rush against Duke (Nov. 28) and a 1-yard rush at NC State ... Longest punt return was a 5-yarder versus Clemson (Oct. 17).

**High School:** Rated as a four-star prospect by *247Sports* ... Tabbed as the No. 62-ranked wide receiver in the nation and the No. 37-ranked player in the state of Georgia by *247Sports* ... Ranked as one of the top 30 recruits in Georgia Tech history by *247Sports* ... Named first-team all-state as a junior in 2018 ... Two-time Region 4-5A Player of the Year (2018, 2019) ... Speedster clocked at 4.41 in 40-yard dash ... Won two state championships as a freshman and sophomore at Eagles Landing Christian Academy before transferring to Dutchtown prior to his junior season ... Helped lead Dutchtown to a 23-3 overall record in his two seasons at the school ... Became single-season receiving record holder at Dutchtown ... High school teammates with current Georgia Tech teammate Jason Moore ... Coached by Clifford Fedd ... Comes to Georgia Tech as a dual-sport athlete, as he will also play outfield for Georgia Tech's baseball team ... Honor roll student.

**Personal:** Majoring in business administration ... Aspires for a career as a sports agent after football.

**CAREER HIGHS**

**Rush Attempts:** 1, twice - last at NC State (Dec. 5, 2020)

**Rushing Yards:** 7 vs. Duke (Nov. 28, 2020)

**Receptions:** 3, twice - last at Virginia (Oct. 23, 2021)

**Receiving Yards:** 49 vs. Pitt (Oct. 2, 2021)

**Receiving TDs:** 1 vs. Pitt (Oct. 2, 2021)

**Longest Reception:** 44 vs. Pitt (Oct. 2, 2021)

**CAREER STATISTICS****RECEIVING**

YR	G-GS	NO.	YDS	TD	LG	Rec./G	Avg/C	Avg/G
2020	6-0	2	15	0	10	0.3	7.5	2.5
2021	12-1	13	108	1	44	1.1	8.3	9.0
<b>Total</b>	<b>18-1</b>	<b>15</b>	<b>123</b>	<b>1</b>	<b>44</b>	<b>0.8</b>	<b>8.2</b>	<b>6.8</b>



6

**DYLAN MCDUFFIE**

**RB • 6-0 • 217 • r-Jr**  
**Buffalo, N.Y./Sweet Home (Buffalo)**

**2018-21 (Buffalo):** Played in 29 games over four seasons at Buffalo ... Retains two seasons of eligibility ... Rushed for 1,273 yards at UB, including 1,049 as a redshirt sophomore in 2021 ... Earned third-team all-Mid-American Conference accolades after ranking fourth in the league in rushing in '21 ... Had four 100-yard rushing games in '21, including a career-high 166 against Bowling Green (Oct. 30) ... Scored 13 touchdowns (11 rushing, two receiving) over four seasons at Buffalo, including 12 (11 rushing, one receiving) in '21 ... Caught 17 passes for 148 yards at UB, including 14 receptions for 123 yards in '21 ... Appeared in just three games during Covid-shortened 2020 season and had one rush for four yards ... Amassed 176 yards (151 rushing, 25 receiving) over 10 games in 2019 ... Redshirted as a true freshman in 2018 after rushing for 70 yards in four games ... Averaged 5.2 yards per carry for his career at UB, including three seasons with at least 5.0 yards per carry (5.0 in 2018, 6.5 in 2019, 5.1 in 2021).

**High School:** Rated as a two-star prospect by Rivals ... Rushed for 4,621 yards and 54 touchdowns over four prep seasons ... Ran for 1,255 yards and four touchdowns en route to being named second-team all-Western New York, Catholic League MVP and first-team all-Catholic League as a junior at St. Francis H.S. ... Transferred to Sweet Home H.S. as a senior, where he ran for 840 yards (14.4 yards per carry) and 11 touchdowns in just six games ... Coached at Sweet Home by John Faller.



33

**TYSON MEIGUEZ**

**LB • 6-2 • 216 • r-Fr.**  
**Fairburn, Ga./Creekside**

**2021 (Freshman):** Did not see game action due to a season-ending injury sustained during spring practice ... Redshirted.

**2020 (Freshman – “Covid Year” – year of eligibility retained):** Saw action in seven games as a true freshman, primarily on special teams ... Did not record any statistics.

**High School:** Rated as a three-star prospect by *Rivals*, *247Sports* and *ESPN* ... Tabbed as the No. 59-ranked outside linebacker in the nation by *Rivals* and the No. 75 overall player in the state of Georgia by *ESPN* ... Recorded 275 tackles, 28 tackles for loss and 22 sacks for his high school career, including 158 tackles, 21 tackles for loss and 18 sacks as a senior ... Named 2019 Region 5-AAAAAA co-Player of the Year ... Helped leads Creekside to a regional championship in 2018 ... Named first-team all-Region three years in a row ... Selected as Atlanta Touchdown Club's Defensive Player of the Year in 2019 ... Set program records for most tackles in a season (196) in 2019 and most tackles in a game (25) ... High school teammate of fellow Georgia Tech signee Khataavian Franks – together, the defensive line tandem were known as Creekside's "Twin



Towers" ... Coached by Maurice Dixon.

**Personal:** Majoring in business administration ... Uncle, Jimmy Bronner, was a running back at Vanderbilt (1981-84).



63

**WILL MILAM**

**OL • 6-4 • 314 • r-Fr.**  
**Powder Springs, Ga./Hiram**

**2021 (Freshman):** Did not see game action ... Redshirted.

**2020 (Freshman – “Covid Year” – year of eligibility re-tained):** Did not see game action.

**High School:** Multisport athlete at Hiram ... Played football under Chris Brown and Pete Fominaya ... Named All-County and All-Region 7-AAAAA in 2018 ... Also played tennis and wrestled ... Finished 42-8 in the heavyweight division, winning a regional championship.

**Personal:** Has one sister ... Father, Woodrow played football at Georgia Tech (1989-92) and was a member of the 1990 national championship team as an offensive guard and tackle ... Majoring in business administration ... Enrolled midyear at Georgia Tech and made Dean's List his second semester ... Member of ACC Academic Honor Roll.



56

**K.J. MILES**

**DL • 6-4 • 280 • Fr.**  
**Orange, N.J./St. Peter's Prep**

**High School:** Rated as a four-star prospect by Rivals and ESPN ... Ranked as the No. 28 defensive tackle in the nation and the No. 5-ranked player in the state of New Jersey by Rivals despite missing entire senior season due to injury ... Recorded 28 tackles in just six games as a junior in 2020, including 6.5 tackles for loss ... Also totaled 3.5 sacks for 21 yards, four hurries and a forced fumble ... Played in 10 games in 2019, amassing 27 total tackles and 3.5 tackles for loss, including 3.0 sacks and two quarterback hurries ... Coached at St. Peter's Prep by Rich Hansen III.



84

**CHRIS MILLER**

**TE • 6-4 • 244 • r-So.**  
**Atlanta, Ga./St. Pius X**

**2021 (Redshirt Freshman):** Appeared in four games as a reserve tight end and on special teams ... Did not record any statistics.

**2020 (Redshirt Freshman):** Appeared in seven games as a reserve tight end and on special teams ... Did not record any statistics.

**2019 (True Freshman):** Redshirted.

**High School:** Played tight end at nearby St. Pius X H.S. ... Coached by Paul Standard ... Also played lacrosse.

**Personal:** Majoring in business administration.



47

**ANTHONY MINELLA**

**TE • 6-2 • 246 • r-Fr.**  
**Milton, Ga./Milton**

**2021 (Freshman):** Did not see game action ... Redshirted.

**2020 (Freshman – “Covid Year” – year of eligibility re-tained):** Did not see game action.

**High School:** Named first-team all-region and all-North Fulton at offensive line as a senior ... Also named a four-star long-snapping prospect by ProKicker.com ... Helped lead Milton to 2018 Georgia 7-A state championship as a junior ... Current Georgia Tech teammates Dylan Leonard and Jordan Yates were also members of Milton's 2018 state title team ... Coached by Adam Clack.

**Personal:** Majoring in business administration ... Member of ACC Academic Honor Roll.



70

**BOBBY MOONEY**

**OL • 6-7 • 331 • Fr.**  
**Long Beach, Calif./Woodrow Wilson**

**High School:** Rated as a three-star prospect by Rivals, 247Sports and ESPN ... Played high school football against great completion in talent-rich southern California ... Began his prep career with three seasons at La Quinta (Calif.) H.S., before playing as a senior at Woodrow Wilson H.S. in Long Beach ... Coached at Woodrow Wilson by Scott Meyer ... Has also lettered in basketball and track and field.

**Personal:** Father, the late Mike Mooney, was a four-year letterwinner as an offensive lineman at Georgia Tech from 1988-91 ... Mike started at right tackle for the Yellow Jackets' 1990 national championship team and was starting left tackle, team captain and first-team all-Atlantic Coast Conference selection as a senior in 1991 ... Mike went on to be selected by the Houston Oilers in the fourth round of the 1992 National Football League Draft (No. 108 overall) and played in the NFL for the Oilers (1992) and San Diego Chargers (1992-93).



95

**JASON MOORE**

**DL • 6-2 • 291 • r-Fr.**  
**Hampton, Ga./Dutchtown**

**2021 (Freshman):** Did not see game action ... Redshirted.

**2020 (Freshman – “Covid Year” – year of eligibility re-tained):** Did not see game action.

**High School:** Named all-state by Georgia Athletic Coaches Association as a senior in 2019 ... Two-time all-region honoree ... High school teammates with current Georgia Tech teammate Nate McCollum ... Coached by Clifford Fedd.

**Personal:** Majoring in nuclear and radiological engineering ... Member of ACC Academic Honor Roll.





46

**TYLER MOREHEAD****LB • 5-10 • 226 • r-Fr.**  
**Homerville, Ga./Clinch County****2021 (True Freshman):** Did not see game action as a true freshman ... Redshirted.**High School:** Rated as a three-star prospect by *Rivals* ... Tabbed as the No. 53 safety in the country and the No. 54 overall player in the state of Georgia (*Rivals*) ... Three-time all-state honoree ... Missed first seven games of senior season due to injury, but returned to help lead Clinch County to the 2020 Georgia 1A-Public semifinals.**Personal:** Majoring in computer science.

86

**LUKE MOSELEY****WR • 6-2 • 166 • r-So.**  
**Calhoun, Ga./Calhoun****2021 (Redshirt Freshman):** Did not see game action.**2020 (Redshirt Freshman – “Covid Year” – year of eligibility retained):** Did not see any game action.**2019 (Freshman):** Redshirted.**High School:** Rated a three-star recruit on *247Sports* ... Helped lead Calhoun to 2017 3A GHSA state championship ... Three-time regional champions (2016, 2017, 2018) ... Named all-state, all-region and all-area in 2018 ... Earned all-region and all-area honors in 2017 ... Multisport athlete, also ran the 110 hurdles, 4x100 relay, 100m dash and long jumped ... Helped lead track and field team to back-to-back regional championships (2017, 2018) ... Earned all-area and all-region honors in back-to-back years (2017, 2018) ... Honor roll student.**Personal:** Has three siblings ... Majoring in business administration with aspirations of working in finance ... Member of ACC Academic Honor Roll.

5

**KALANI NORRIS****WR • 6-0 • 170 • Jr.**  
**Miami, Fla./Christopher Columbus****2021 (Sophomore):** Saw action in 10 games and made first four career starts at wide receiver — at No. 6 Clemson (Sept. 18), vs. No. 20 North Carolina (Sept. 25), vs. Pitt (Oct. 2) and at Duke (Oct. 9) ... Ranked fifth on the team in receiving yards (134) despite only hauling in the eight-most receptions on the squad (8) ... 16.8 yards per reception were a team high ... Tied for third on the team with three touchdown receptions ... Had a breakout performance in the second game of the season, when he caught two passes for 37 yards (both career highs) and scored his first-career touchdown on a 16-yard catch in win over Kennesaw State (Sept. 11) ... Had single receptions on Sept. 25 vs. North Carolina (13 yds.), Oct. 9 at Duke (25 yds.), Oct. 23 at Virginia (37-yd. touchdown) and Oct. 30 vs. Virginia Tech (7 yds.) ... Recorded second two-catch game of the season on Nov. 13 vs. Boston College (16 yds.).**2020 (Sophomore):** Appeared in two games — vs. Duke (Nov. 28) and at NC State (Dec. 5) ... Did not record any statistics.**2019 (Freshman):** Appeared in seven games as a reserve wideout ... Did not record any statistics.**High School:** Rated as a three-star prospect by *ESPN*, *247Sports* and *Rivals* ... First-team all-Dade County honoree ... Selected to participate in Dade vs. North all-star game ... Helped lead Christopher Columbus to 14-1 record, district championship and appearance in Florida 8A state championship game as a senior in 2018 ... Four-year letterwinner played both wide receiver and defensive back ... Coached by Sedrick Irvin, Earl Little and Chris Merritt ... Honor roll student.**Personal:** Brother, Nicholas, was an all-Conference USA wide receiver at Western Kentucky (2013-16) ... Kalani is in business administration.**CAREER HIGHS****Receptions:** 2, twice - last vs. Boston College (Nov. 13, 2021)**Receiving Yards:** 37 at Virginia (Oct. 23, 2021)**Receiving TDs:** 1, twice - last at Virginia (Oct. 23, 2021)**Longest Reception:** 37 at Virginia (Oct. 23, 2021)**CAREER STATISTICS****RECEIVING**

YR	G-GS	NO.	YDS	TD	LG	Rec./G	Avg/C	Avg/G
2019	7-0	0	0	0	0	0.0	0.0	0.0
2020	2-0	0	0	0	0	0.0	0.0	0.0
2021	10-4	8	134	2	25	0.8	16.8	13.4
<b>Total</b>	<b>19-4</b>	<b>8</b>	<b>134</b>	<b>2</b>	<b>25</b>	<b>0.4</b>	<b>16.8</b>	<b>7.1</b>



17

**TAISUN PHOMMACHANH****QB • 6-3 • 208 • r-So**  
**Bridgeport, Conn./Avon Old Farms (Clemson)****2019-21 (Clemson):** Appeared in 13 games as a reserve quarterback over three seasons at Clemson ... Retains three seasons of eligibility ... Amassed 354 yards of total offense in his 13 appearances (204 passing, 150 rushing) ... Despite sustaining an Achilles' tendon injury during the 2021 spring game, enjoyed his most impressive statistical season as a redshirt freshman in '21, completing 11-of-19 passes for 131 yards and a touchdown and rushing 11 times for 69 yards and a score in six games ... Appeared in four games during Covid-shortened season in 2020 and three games while redshirting as a true freshman in 2019.**High School:** Rated as a four-star prospect by *Rivals*, *247Sports* and *ESPN* ... Ranked as the No.3 quarterback in the nation by *247Sports*, the No. 5 QB in the nation by *Rivals* and the No. 8 pocket passer in the nation by *ESPN* ... Played two seasons at Harding H.S. before transferring to Old Avon Farms Prep for final two campaigns ... Completed 339-of-556 passes for 46 touchdowns during prep career ... Also rushed 300 times for 1,264 yards, good for 6,492 yards of total offense and 71 total touchdowns ... Threw for 1,066 yards and nine touchdowns over six games during injury-plagued senior campaign (2018) ... Completed 135-of-192 passes for 2,253 yards, 22 touchdowns and just one interception, while also running for 633 yards and 17 scores during junior campaign (2017) ... coached at Avon Old Farms by Pierce Brennan.**Personal:** Name is pronounced Tyson PUMA-chon.



89

**BEN POSTMA**

**TE • 6-4 • 247 • r-Fr.**  
**Cypress, Texas/Cypress Ranch**

**2021 (True Freshman):** Did not see game action ... Redshirted.

**High School:** Rated as a three-star prospect by *Rivals*, *247Sports* and *ESPN* ... Tabbed as the No. 62-ranked tight end in the country and the No. 174-ranked player in the state of Texas by *247Sports* ... Caught more than 20 passes for over 300 yards and at least four touchdowns over his final two prep seasons (2019 and '20) ... Coached by Sean McAuliffe.

**Personal:** Majoring in business administration.

Alabama's first win in Mississippi in the 35-year history of the game ... Coached at Pinson Valley by Sam Shade.



71

**PIERCE QUICK**

**OL • 6-5 • 291 • r-So.**  
**Trussville, Ala./Hewitt-Trussville (Alabama)**

**2019-21 (Alabama):** Played three seasons at Alabama and has three seasons of eligibility remaining ... Appeared in eight games with the Crimson Tide ... Made one appearance in 2021, the season opener against Miami (Fla.) at Atlanta's Mercedes-Benz Stadium ... In 2020, played in three Southeastern Conference games (Texas A&M, Tennessee and Mississippi) ... Redshirted in 2019 after making four appearances, including against Duke and South Carolina.



29

**CLAYTON POWELL-LEE**

**DB • 6-2 • 197 • Fr.**  
**Atlanta, Ga./Westlake**

**High School:** Rated as a three-star prospect by ESPN and 247Sports ... Helped lead Westlake to three-straight regional titles (2018-20) ... Also earned a conference championship in 2020 ... Named All-Region defensive back in 2021 after helping lead Westlake to a 10-3 record ... Recorded a staggering 131 total tackles as a senior, including 50 solo takedowns ... Also amassed 1.5 sacks and two fumble recoveries ... Helped lead Westlake H.S. to a 21-5 record over his last two seasons, including a third-round 6A state playoffs appearance as a senior in 2021 and a region championship and trip to the 6A state semifinals as a junior in 2020 ... Father, Gary Lee, was a four-year letterwinner at Georgia Tech (1983-86), playing wide receiver ... He recorded 67 receptions for 1,299 yards and 14 touchdowns ... Drafted in the 12th round of the 1987 NFL Draft by the Detroit Lions ... Played two years (1987-88), hauling in 41 receptions for 569 yards and one touchdown ... Joins a trio of Westlake alums on the Yellow Jackets' roster, including WR Leo Blackburn, OL Jakiyah Leftwich and fellow 2022 signee DB Clayton Powell-Lee ... Coached at Westlake by Bobby May.

**High School:** One of the top-rated offensive linemen in the 2019 recruiting cycle ... Tabbed as a five-star offensive tackle and the top player in the state of Alabama by ESPN ... Rated as the No. 4 offensive tackle and the No. 7 overall player in the nation on ESPN's prestigious ESPN300 list ... Was the 40th-ranked overall player, No. 7 offensive tackle and No. 4 player in the state of Alabama in 247Sports composite rankings ... 247Sports ranked him as the No. 73 player nationally and the eighth-rated offensive tackle ... Rivals rated him the No. 82 player in the country, the No. 10 offensive tackle and the No. 4 prospect in Alabama ... Also tabbed as five-star recruit, the No. 2 offensive tackle and No. 5 overall player nationally and the No. 1 player in Alabama by PrepStar ... Selected to play in the Under Armour All-America Game ... Participated in Nike's "The Opening" Finals in Frisco, Texas, in 2018 ... Earned first-team all-state accolades as a junior from the Alabama Sports Writers Association (ASWA) ... also named first-team all-American as a junior in 2017 by USA Today ... Coached by Josh Floyd.



13

**ERIC REED, JR.**

**DB • 6-0 • 200 • r-Fr.**  
**Shreveport, La./Calvary Baptist Academy (Auburn)**

**2020-21 (Auburn):** Saw action in two games – the 2021 Citrus Bowl vs. Northwestern and the 2021 Birmingham Bowl vs. Houston ... Retains four seasons of eligibility.

**High School:** Rated as a four-star prospect by *Rivals*, *247Sports* and *ESPN* ... Included on the prestigious *Rivals* 250 and *ESPN* 300 lists ... Ranked as the No. 13 and 18 safety in the nation by *ESPN* and *247Sports*, respectively, and the No. 18 cornerback in the nation by *Rivals* ... All-state performer ... Coached by Rodney Guin ... Also lettered in basketball and track.



14

**ZACH PYRON**

**QB • 6-3 • 213 • Fr.**  
**Pinson, Ala./Pinson Valley**

**High School:** Rated as a four-star prospect by *Rivals* and *247Sports* ... Ranked as the No. 18-ranked quarterback in the nation and the No. 14-ranked player in the state of Alabama by *247Sports* ... Two-time all-state ... Four-time all-region ... Four-time all-county ... 2019 state MVP ... two-time region MVP ... Won three state championships as a starting quarterback in four high school seasons ... Helped lead Fyffe H.S. (Fyffe, Ala.) to Alabama 2A state titles as a freshman and sophomore (2018 and 2019) ... Led Pinson Valley to the 6A state championship as a junior in 2020 and to the quarterfinals of the 6A state playoffs as a senior in 2021 ... Amassed 2,454 yards of total offense (2,148 passing, 306 rushing) and 24 touchdowns (21 passing, three rushing) as a junior in 2020 ... Earned a spot in the finals of the prestigious Elite 11 quarterback competition in 2021, where Sports Illustrated ranked him No. 9 overall nationally ... Was selected to play in the 2021 Alabama-Mississippi Classic All-Star Game and helped lead Alabama to a 20-0 win, which was



16

**BRODY RHODES**

**QB • 6-1 • 191 • r-Fr.**  
**Canton, Ga./Creekview**

**2021 (True Freshman):** Did not see game action ... Redshirted.

**High School:** Threw for more than 3,500 yards and nearly 30 touchdowns and ran for more than 1,000 yards as a three-year starting



quarterback at Creekview H.S. ... Coached by Trevor Williams.

**Personal:** Majoring in business administration.



## 27

### JOSH ROBINSON

**DL • 6-6 • 259 • So.**  
Douglasville, Ga./Douglas County

**2021 (Freshman):** Saw action in 10 games as a reserve defensive tackle ... Recorded four tackles, including one for loss, and a quarterback hurry ... Had a season-best two tackles at Virginia (Oct. 23) ... Tallied single stops in win over No. 20 North Carolina (Sept. 25) and at No. 6 Notre Dame (Nov. 20) ... Tackle for loss also came in the 45-22 win over UNC.

**High School:** Rated as a three-star prospect by *Rivals*, *247Sports* and *ESPN* ... Tabbed as the No. 26-ranked weakside defensive end in the nation and the No. 40-ranked player in the state of Georgia by *Rivals* ... As a senior, led Douglas County to a 7-3 regular season record and Georgia 6-A playoff appearance ... Honor-roll student ... Lettered in football, basketball and track and field at Douglas County H.S. ... Coached by Johnny White.

**Personal:** Majoring in business administration.

#### CAREER HIGHS

**Tackles:** 2 at Virginia (Oct. 23, 2021)

**Solo Tackles:** 1, twice - last at Virginia (Oct. 23, 2021)

**Tackles for Loss:** 1.0 vs. No. 20 UNC (Sept. 25, 2021)

#### CAREER STATISTICS

##### DEFENSIVE

YR	G-GS	UT	AT	TT	TFL	SACK	FF/FR	BLK	QBH
2021	10-2	2	2	4	1.0-2	0.0-0	0/0	0	1
<b>Total</b>	<b>10-2</b>	<b>2</b>	<b>2</b>	<b>4</b>	<b>1.0-2</b>	<b>0.0-0</b>	<b>0/0</b>	<b>0</b>	<b>1</b>



## 55

### COREY ROBINSON II

**OL • 6-5 • 294 • r-Fr.**  
Roswell, Ga./Roswell (Kansas)

**2021 (Kansas):** Redshirted ... Retains four seasons of eligibility.

**High School:** Rated as a three-star prospect by *Rivals*, *247Sports* and *ESPN* ... Was credited with 65 pancake blocks and surrendered just one sack as a senior in 2020, when he helped lead nearby Roswell H.S. to an 8-3 record, the second round of the Georgia 7-A state playoffs and more than 2,000 passing yards and 1,900 rushing yards ... Invited to participate in 2020 World Bowl national combine ... Selected to play in 2019 GACA all-star game ... Coached at Roswell by Chris Prewett.



## 12

### MALIK RUTHERFORD

**WR • 5-9 • 155 • r-Fr.**  
Miami, Fla./Champagnat Catholic School

**High School:** Rated as a three-star prospect by *Rivals*, *247Sports* and

*ESPN* ... Tabbed as the No. 66-ranked wide receiver in the nation and the No. 75-ranked player in the state of Florida by *Rivals* ... A *Sports Illustrated* all-America candidate as a senior in 2020 ... Has helped lead Champagnat Catholic to three-straight Florida 2A state football championship game appearances - team finished as runner-up in 2018, then won back-to-back state titles in 2019 and 2020 ... First-team all-Dade County selection as a junior and senior and second-team all-Dade honoree as a sophomore ... Recorded more than 30 catches for over 500 yards and at least seven touchdowns as a senior ... Despite missing two games as a junior, averaged 18.5 yards per catch while amassing 1,057 all-purpose yards and eight total touchdowns ... Coached by Hector Clavijo.

**Personal:** Majoring in business administration.

#### CAREER HIGHS

**Receptions:** 5 vs. Pitt (Oct. 2, 2021)

**Receiving Yards:** 62 vs. Pitt (Oct. 2, 2021)

**Longest Reception:** 24 vs. Pitt (Oct. 2, 2021)

#### CAREER STATISTICS

##### RECEIVING

YR	G-GS	NO.	YDS	TD	LG	Rec./G	Avg/C	Avg/G
2021	3-0	5	62	0	24	2.5	12.4	31.0
<b>Total</b>	<b>3-0</b>	<b>5</b>	<b>62</b>	<b>0</b>	<b>24</b>	<b>2.5</b>	<b>12.4</b>	<b>31.0</b>



## 59

### WILL SCISSUM

**OL • 6-2 • 306 • r-So.**  
Marietta, Ga./The Walker School

**2021 (Redshirt Freshman):** Made collegiate debut in season opener against Northern Illinois (Sept. 4) ... Did not record any statistics.

**2020 (Redshirt Freshman - "Covid Year" - year of eligibility retained):** Did not appear in game action.

**2019 (Freshman):** Redshirted.

**High School:** Four-year letterwinner as an offensive lineman at The Walker School ... Named all-region and all-county by Cobb County Touchdown Club ... Selected to participate in GACA All-Star Game ... Coached by Matt Casper ... Member of National Honor Society, as well as National Science Society and National Spanish Society.

**Personal:** Comes from a family of athletes ... Father, Willard Scissum, was a four-year letterwinner at Alabama before playing two years of professional football in the NFL, spending one year apiece with the Denver Broncos and the Washington Redskins ... Mother, Ellen, ran track and field at Alabama A&M for all four years ... Uncle, Chris, wrestled at the Naval Academy for three years ... Grandfather, Adolph, was a four-year football letterwinner at Alabama A&M ... Cousin, Chauncey, played football for four years at Syracuse and one at UNLV ... Cousin, Gerron, played one year of basketball apiece at VCU, James Madison and Alabama A&M ... Grandmother, Jeannette, was a scientist at NASA ... Will is majoring in civil engineering ... Member of ACC Academic Honor Roll.





# 8

## MAKIUS SCOTT

**DL • 6-4 • 295 • So.**  
**Gainesville, Ga./Gainesville (South Carolina)**

**2021 (Freshman):** Saw action in 11 games as a reserve defensive tackle ... Only missed penultimate game of the season at No. 6 Notre Dame (Nov. 20) ... Recorded one quarterback hurry on the season.

**2020 (South Carolina):** Transfer from the University of South Carolina ... Has four seasons of eligibility remaining ... Did not see game action in lone season at South Carolina.

**High School:** Rated a three-star prospect by *Rivals*, *247Sports* and *ESPN* ... tabbed as the No. 49-ranked defensive tackle in the nation and the No. 79-ranked player in the state of Georgia in the class of 2020 by *Rivals* ... Lettered in football and basketball at Gainesville H.S. ... Returning to Georgia, he reunites with former Gainesville teammate Jordan Williams and will play for defensive coordinator Andrew Thacker, a Gainesville graduate ... Coached by Heath Webb.

**Personal:** Majoring in business administration.



# 43

## DAVID SHANAHAN

**P • 6-2 • 201 • So.**  
**Castleisland, County Kerry, Ireland/St. Patrick's Secondary School**

**2021 (Freshman):** Appeared in all 12 games and handled all 61 of Georgia Tech's punts on the season, despite having never played in an American football game prior to the campaign ... Averaged 41.5 yards per punt with 13 traveling 50-plus yards (21.3%), 16 pinned inside the 20 yard line (26.2%) and 18 fair catches (29.5%) ... Averaged a whopping, season-high 52.7 yards per punt in his American football debut versus Northern Illinois (Sept. 4) ... 52.7 yards per punt against NIU, which came over three punts and included a 63-yarder, is the seventh-highest single-game punting average in Georgia Tech history (min. two punts) ... Averaged better than 44 yards per punt on six occasions — vs. NIU, Sept. 25 vs. North Carolina (44.7), Oct. 2 vs. Pitt (45.5), Oct. 9 at Duke (45.3), Oct. 30 vs. Virginia Tech (48.2) and Nov. 27 vs. Georgia (Nov. 27) ... Boomed a season-best 71-yard punt at Duke, which was the eighth-longest in school history and the longest by a GT punter since Durant Brooks booted a 77-yarder vs. UNC on Nov. 17, 2007 ... Named to ACC's all-academic team for achievements on the field and in the classroom.

**Prior to Georgia Tech:** Rated as a three-star prospect by *247Sports* and *ESPN* ... Versatile athlete played Gaelic football, rugby and basketball in his native County Kerry, Ireland ... Was a member of Kerry U17 Gaelic football "panel" that won the 2017 Munster championship (Gaelic football's national title) at the U17 level ... Attended Prokick Australia in Melbourne, Australia, a American football kicking academy that has produced six of the past seven Ray Guy Award winners and four current National Football League punters ... Is the first Prokick alumnus from Ireland ... Continued to hone his punting skills during the Covid-19 pandemic by punting in solitude on his uncle's dairy farm in southwest Ireland.

**Personal:** Believed to be the first Ireland native ever awarded a full scholarship to play American college football ... Majoring in business administration.

### CAREER HIGHS

**Punts:** 10 at No. 6 Notre Dame (Nov. 20, 2021)  
**Punting Yards:** 389 at No. 6 Notre Dame (Nov. 20, 2021)  
**Punting Avg.:** 52.7 vs. Northern Illinois (Sept. 4, 2021)  
**Longest Punt:** 71 at Duke (Oct. 9, 2021)

### CAREER STATISTICS

#### PUNTING

PUNTING	G	No.	YDS	LG	IN20	AVG
2021	12	61	2533	71	16	41.5
<b>Total</b>	<b>12</b>	<b>61</b>	<b>2533</b>	<b>71</b>	<b>16</b>	<b>41.5</b>



# 26

## RODNEY SHELLEY

**DB • 5-11 • 165 • Fr.**  
**Jacksonville, Fla./Sandalwood**

**High School:** Rated as a three-star prospect by *247Sports* and *ESPN* ... Helped lead Langston Hughes to an 13-2 record and 2021 region championship as a senior ... Finished as runner-up for state championship ... Named first-team all-region on offense as a two-way defensive back/wide receiver ... Appeared in all 15 games in 2021, recording 43 tackles (23 solo), five interceptions for 98 total return yardage and four deflected passes ... Also hauled in 38 receptions for 744 yards and 10 touchdowns ... Returned three kicks (159 yards), including one for a touchdown, and three punts (104 yards), including one for a touchdown ... Made nine appearances in 2020, amassing 21 tackles (11 solo), two interceptions, and two passes deflected ... Also caught 18 passes for 283 yards and five touchdowns ... Played five games his sophomore season in 2019 solely on offense, making 12 catches for 155 yards ... Also ran track and was a regional qualifier in the 400-meter dash as a junior ... High-school teammate of fellow Georgia Tech signee Antonio Martin ... Coached at Langston Hughes by Daniel Williams.



# 10

## JEFF SIMS

**QB • 6-4 • 219 • So.**  
**Jacksonville, Fla./Sandalwood**

**2021 (Freshman):** Appeared in eight games and made six starts at quarterback while battling injuries throughout the campaign ... Despite playing in the equivalent of just seven full games (as he only played one half against Northern Illinois (Sept. 4) and North Carolina (Sept. 25)), led the team in passing yards (1,468), completions (113), completion percentage (.601), touchdown passes (12) and total offense (1,840 yards) ... Was initially injured during the first half of Georgia Tech's season opener versus NIU and subsequently missed the next two games versus Kennesaw State (Sept. 11) and at No. 6 Clemson (Sept. 18) ... Returned to action against No. 20 UNC at Mercedes-Benz Stadium and came off the bench to turn in one of the most impressive performances of his career ... Despite not entering the game until late in the second quarter, he accounted for 240 yards of total offense (128 rushing, 112 passing) and four touchdowns (three rushing, one passing) to help lead Tech to a 45-22 win over the 20th-ranked Tar Heels ... Completed 10-of-13 passes in the win over UNC, good for a season-best 174.7 pass-efficiency rating ... In recognition of the outstanding performance against UNC, was named to the Davey O'Brien Award Great 8 and Manning Award Stars of the Week lists, which both recognize college football's top eight quarterbacks of the week ... Was additionally tabbed by ESPN college football analyst Kirk Herbstreit as his No. 6 top-performing player of the week following the triumph over North Carolina ... Followed up the outstanding effort against UNC by



completing 24-of-33 passes for a career-high 359 yards and two touchdowns against eventual ACC champion Pitt (Oct. 2) ... The 359 passing yards against Pitt were the most by a Georgia Tech quarterback in 20 years, dating back to George Godsey throwing for 486 against Virginia on Nov. 10, 2001 ... The following week at Duke (Oct. 9), he threw for 297 yards and a career-high-tying three scores in a come-from-behind 31-27 victory ... Trailing 27-24 and with no timeouts late in the fourth quarter, he needed just 51 seconds to march the Yellow Jackets 88 yards in six plays for the winning touchdown, a 36-yard pass to Adonias Sanders on third-and-six with just 51 seconds to go in the game ... The triumph over Duke marked the third-straight contest that he compiled a pass-efficiency rating of at least 170 — 174.7 vs. UNC, 172.0 vs. Pitt and 171.4 at Duke ... Notched his second 300-yard passing game of the season and threw for three touchdowns for the second time in 2021 and third time in his career when he threw for 300 yards and three touchdowns at Virginia (Oct. 23) ... Also ran for 65 yards at UVA, good for a career-high 365 yards of total offense ... Had 243 yards of total offense and two touchdown passes against Virginia Tech (Oct. 30) ... In what turned out to be his final game of the season, threw for 194 yards and a touchdown at Miami (Nov. 6) ... Missed the final three games of the season — vs. Boston College (Nov. 13), at No. 6 Notre Dame (Nov. 20) and vs. No. 1 Georgia (Nov. 27) due to injury ... Named to the ACC all-academic team for his achievements on the field and in the classroom.

## 2020 (Freshman – “Covid Year” – year of eligibility

**retained):** One of the top freshman quarterbacks in the country, started and played in all 10 games during the shortened 2020 season ... Named ACC Rookie of the Week three times, becoming only the third Yellow Jacket to be named the honor as many as three times and first since Calvin Johnson (2004) ... Finished 141-for-257 and 1,881 passing yards and 13 passing touchdowns ... Finished with a 122.9 efficiency rating ... Also rushed 120 times for 492 yards and a team-best six rushing touchdowns ... Threw 200 yards of passing in four games, including three of his first four ... Became the first true freshman quarterback to start a Georgia Tech season opener since Reggie Ball in 2003 (Aug. 28 vs. BYU) ... Guided Tech to victory in the season opener against Florida State (Sept. 12) when he completed 23-of-34 passes for 277 yards and a touchdown, also running for 64 yards on 13 carries ... Became the first true freshman quarterback to ever win a season opener for Georgia Tech since the NCAA granted freshmen eligibility in 1972 ... His 23 completions were the most by any Georgia Tech quarterback since Reggie Ball completed 24 against UNC on Sept. 10, 2005 ... His 23 completions were tied for 27th-most all-time by any Georgia Tech passer in a single game ... His 277 passing yards were the most by any Georgia Tech quarterback since Justin Thomas had 282 against Wofford (Aug. 30, 2014) and most against an FBS opponent since Taylor Bennett threw for 309 against Maryland in 2007 (Oct. 6) ... Crossed the 200-passing-yard plateau in the win over Louisville (Oct. 9) en route to his second ACC Rookie of the Week honors, finishing 11-of-21 for 249 yards and two touchdowns ... Also threw two touchdowns at Boston College (Oct. 24) ... as only freshman and one of only nine players in Division I FBS with 100 rushing yards and three touchdown passes in a game, doing so with three passing touchdowns and 108 rushing yards against Duke (Nov. 28) ... Recorded 238 passing yards on 17 completions in the season finale against Pitt (Dec. 10), also completing two passing touchdowns ... Helped Georgia Tech to finish as one of only seven Power Five conference teams with as many as three players with 300 rushing yards in 2020, joining his teammates Jahmyr Gibbs (460) and Jordan Mason (352) with 492 yards.

**Before Tech:** Rated as a four-star prospect by *Rivals*, *247Sports* and *ESPN* ... A member of the prestigious *Rivals250*, *247Sports247* and *ESPN300* lists ... Tabbed as the No. 6-ranked dual-threat quarterback in the nation and the No. 22-ranked player in the state of Florida by *ESPN* ... Earned recognition as one of the nation's "Elite 11" quarterbacks in the prestigious annual QB competition ... Ranked as one of the top 15 recruits in Georgia Tech history by *247Sports* ... Three-year starter at quarterback ... Amassed more than 5,000 passing yards, 1,200 rushing

yards and 55 total touchdowns in his prep career ... Accounted for 23 touchdowns (14 passing, nine rushing) while throwing only three interceptions as a senior in 2019 ... Coached by Adam Geis.

**Personal:** Majoring in business administration.

## CAREER HIGHS

**Rushing Attempts:** 17 at NC State (Dec. 5, 2020)  
**Rushing Yards:** 128 vs. No. 20 UNC (Sept. 25, 2021)  
**Rushing TDs:** 3 vs. No. 20 UNC (Sept. 25, 2021)  
**Longest Rush:** 50 vs. No. 20 UNC (Sept. 25, 2021)  
**Pass Attempts:** 43 at Virginia (Oct. 23, 2021)  
**Pass Completions:** 26 at Virginia (Oct. 23, 2021)  
**Passing Yards:** 359 vs. Pitt (Oct. 2, 2021)  
**Passing TDs:** 3, twice - last at Duke (Oct. 9, 2021)  
**Longest Pass:** 77 at Duke (Oct. 9, 2021)

## CAREER STATISTICS

### PASSING

YR	G-GS	CMP	ATT	YDS	PCT	TD	INT	LG
2020	10-10	141	257	1,881	54.9	13	13	59
2021	8-6	113	188	1,468	60.1	12	7	77
<b>Total</b>	<b>18-16</b>	<b>254</b>	<b>45</b>	<b>3,349</b>	<b>57.1</b>	<b>25</b>	<b>20</b>	<b>77</b>

### RUSHING

YR	G-GS	ATT	YDS	TD	LG	Avg/C	Avg/G
2020	10-10	120	492	6	34	4.1	49.2
2021	8-6	70	372	4	50	5.3	46.5
<b>Total</b>	<b>18-16</b>	<b>190</b>	<b>864</b>	<b>10</b>	<b>50</b>	<b>4.5</b>	<b>48.0</b>



# O

## MYLES SIMS

**DB • 6-4 • 185 • R-Jr.**  
**Atlanta, Ga./Westlake (Michigan)**

**2021 (Redshirt Sophomore):** Saw action in final 11 games of the season and made three starts in the secondary — one at cornerback at Virginia (Oct. 23) and two at nickel vs. No. 6 Notre Dame (Nov. 20) and No. 1 Georgia (Nov. 27) ... Totaled 18 tackles, including one for loss, on the season ... Tied for second on the team with four pass breakups ... Tied for team lead with two fumble recoveries (Sept. 18 at No. 6 Clemson and Nov. 6 at Miami) ... After tallying just one tackle over the first four games of the season (at Clemson), recorded 24 over the final eight contests, with multiple stops in six of the last eight games of the campaign ... Opened the sizzling back half of the season with three tackles against Pitt (Oct. 2) ... Followed that up with five stops in win at Duke (Oct. 9) ... Had two stops apiece against UVA and Virginia Tech (Oct. 30) ... Notched a career-high seven tackles at Notre Dame ... Closed the season with four stops against UGA ... Was credited with two pass breakups against Virginia Tech and one apiece against Duke and Virginia.

## 2020 (Redshirt Sophomore – “Covid Year” – year of eligibility

**retained):** Played in eight games and made the first two starts of his career at cornerback ... Started the first two games of the season at Florida State (Sept. 12) and versus UCF (Sept. 19) ... Finished the season with 15 tackles (including one for loss) and two pass breakups ... Turned in an impressive showing in his first-career start at FSU, recording a season-high five tackles (four solo) and breaking up a pair of passes to help lead Tech to the 16-13 triumph ... Recorded four tackles (three solo) in his next start against UCF ... Notched a pair of solo tackles against eventual College Football Playoff participant Notre Dame (Oct. 31) ... In his final game of the season, had three solo tackles, including one for loss, at



NC State (Dec. 5).

**2019 (Redshirt Freshman):** Appeared in 10 games as a reserve defensive back ... Despite limited opportunities, recorded 16 tackles (15 solo) and three pass breakups ... Made his debut at Georgia Tech in the season-opener at then-No. 1 Clemson (Aug. 29) ... Recorded his first solo tackles against South Florida (Sept. 7) and at Temple (Sept. 28) ... Took down two offensive players against North Carolina (Oct. 5) ... Talled four tackles (three solo) at Virginia (Nov. 9) and also recorded his first pass breakup ... Registered a tackle and a pass breakup against Virginia Tech (Nov. 16) ... Had his best game of the season against then-No. 4 Georgia (Nov. 30), totaling a career-high five solo tackles and his third pass breakup of the season ... An ACC Honor Roll member.

**2018 (Michigan):** Redshirted as a true freshman.

**High School:** Rated as a four-star prospect by *247Sports*, *Rivals* and *ESPN* coming out of Westlake H.S. ... Tabbed as the No. 79 overall player in the nation and the No. 7 cornerback in the class of 2016 by *Rivals* ... Two-time all-region honoree ... Recorded six pass breakups and two interceptions as a senior despite opposing offenses generally avoiding to throw in his direction ... Selected to participate in 2018 Under Armour All-America Game ... Helped lead Westlake to 2017 regional championship ... Coached by Kareem Reid.

**Personal:** Majoring in business administration.

**CAREER HIGHS**

**Tackles:** 7 at No. 6 Notre Dame (Nov. 20, 2021)

**Solo Tackles:** 5 vs. No. 4 Georgia (Nov. 30, 2019)

**Tackles for Loss:** 1.0, twice - last at No. 6 Notre Dame (Nov. 20, 2021)

**Pass Breakups:** 2, twice - last vs. Virginia Tech (Oct. 30, 2021)

**Fumbles Recovered:** 1, twice - last at Miami (Nov. 6, 2021)

**CAREER STATISTICS****DEFENSIVE**

YR	G-GS	UT	AT	TT	TFL	PD	FF/FR	BLK	INT
2018		— Redshirt —							
2019	10-0	15	1	16	0.0-0	3	0/0	0	0
2020	8-2	13	2	15	1.0-2	2	0/0	0	0
2021	11-3	18	7	25	1.0-4	4	0/2	0	0
<b>Total</b>	<b>29-5</b>	<b>46</b>	<b>10</b>	<b>56</b>	<b>2.0-6</b>	<b>9</b>	<b>0/2</b>	<b>0</b>	<b>0</b>

**4****DONTAE SMITH****RB • 5-11 • 203 • r-Jr.  
Spring Hill, Tenn./Spring Hill**

**2021 (Redshirt Sophomore):** Appeared in all 12 games ... Ran for 378 yards on just 68 carries, good for a team-best 5.6 yards per rush ... Also caught seven passes for 33 yards ... Ran for four touchdowns, upping his career total to seven touchdowns on just 121 rushes, good for a touchdown every 17.3 carries ... Scored a touchdown on his first carry of the season, a 15-yard scoring run versus Northern Illinois (Sept. 4) ... Scored his second touchdown of the year from 10 yards out and ran for a career-best 82 yards on just eight carries (10.3 avg.) vs. Kennesaw State (Sept. 11) ... Averaged eight yards per carry (three carries for 24 yards) against No. 6 Clemson's vaunted defense (Sept. 18) ... Ran nine times for 43 yards and a 3-yard score against Pitt (Oct. 2) ... Scored fourth touchdown of the season on a 3-yard run at Virginia (Oct. 23) ... Averaged seven yards per carry (four rushes for 28 yards) against Boston College (Nov. 13) ... Had a career-high 11 carries for 59 yards (5.4 avg.)

in season finale against No. 1 Georgia (Nov. 27).

**2020 (Redshirt Sophomore – “Covid Year” – year of eligibility retained):** Enjoyed a breakout season as a third-year sophomore ... Appeared in all 10 games ... Ranked fourth on the team with 296 rushing yards on just 43 carries, good for a team-best 6.9 yards per rush (min. 5 attempts) ... Also caught six passes for 52 yards and led Tech with 10 kickoff returns (176 yards) ... Was also a mainstay on special teams and finished the year with two tackles ... Caught two passes for 32 yards and rushed once for 9 yards in season-opening win at Florida State (Sept. 12) ... Rushed eight times for a career-high 75 yards (including a 30-yard gain) at Syracuse (Sept. 26) ... Scored first-career touchdown on a 12-yard run in win over Louisville (Oct. 9) ... Ran five times for 60 yards and scored two touchdowns (36 and 22 yards) in win over Duke (Nov. 28) ... 36-yard TD run against Duke was a career-long ... Had a career-high nine carries for 43 yards at NC State (Dec. 5).

**2019 (Redshirt Freshman):** Appeared in eight games as a reserve running back ... Finished the season with 10 carries for 62 yards and two receptions for 13 yards ... Also returned six kicks for 138 yards ... Totaled 216 all-purpose yards on the year ... Hauled in his first-career reception against South Florida (Sept. 7), a 10-yard catch, while returning his first-career kick for 18 yards ... Returned a kick for 27 yards against The Citadel (Sept. 14) ... Recorded a career-high seven rushes for 35 yards, including a 17-yard carry in the third quarter at Temple (Sept. 28) ... Took back three kicks for a career-best 77 yards, including a 31-yarder in the fourth quarter ... Ran twice for 32 yards at Duke (Oct. 12), including a career-long 25-yard carry in the fourth quarter.

**2018 (True Freshman):** Redshirted.

**High School:** Rated as a three-star prospect by *ESPN*, *247Sports/Scout* and *Rivals* ... Ranked as the nation's No. 20 all-purpose back by *247Sports/Scout* and the nation's No. 39 running back by *ESPN* ... 2017 Tennessee Region 4A co-MVP ... One of three finalists for Tennessee's 4A Mr. Football award as a senior ... Three-time all-region honoree ... Rushed for 4,269 yards and 45 touchdowns over final two prep seasons (2,065 yards and 24 touchdowns as a senior in 2017, 2,204 yards and 21 touchdowns as a junior in 2016) ... Two-time team captain ... Four-year letterwinner ... Selected to participate in 2017 Tennessee East-West All-Star Classic ... Coached by Jay Emmons.

**Personal:** Has four siblings ... Grandfather, Lowell Wade, played football at Michigan State ... Started playing football at age five ... Enjoys fishing ... Was a Boys and Girls Club volunteer and volunteered time reading to elementary students as a high-schooler ... Majoring in business administration.

**CAREER HIGHS**

**Rush Attempts:** 11 vs. No. 1 Georgia (Nov. 27, 2021)

**Rushing Yards:** 82 vs. Kennesaw State (Sept. 11, 2021)

**Longest Rush:** 36 vs. Duke (Nov. 28, 2020)

**Rushing TDs:** 2 vs. Duke (Nov. 28, 2020)

**Receptions:** 2, 3x - last vs. No. 20 UNC (Sept. 25, 2021)

**Receiving Yards:** 32 at Florida State (Sept. 12, 2020)

**Longest Reception:** 20 at Florida State (Sept. 12, 2020)

**Kick Returns:** 3 vs. North Carolina (Oct. 5, 2019)

**Kick Return Yards:** 77 vs. North Carolina (Oct. 5, 2019)

**Longest Kick Return:** 31 vs. North Carolina (Oct. 5, 2019)





## CAREER STATISTICS

### RUSHING

YR	G-GS	ATT	YDS	TD	LG	Avg/C	Avg/G
2019	8-0	10	65	0	25	6.5	8.1
2020	10-0	43	296	3	36	6.9	29.6
2021	12-2	68	378	4	29	5.6	31.5
<b>Total</b>	<b>30-2</b>	<b>121</b>	<b>739</b>	<b>7</b>	<b>36</b>	<b>6.1</b>	<b>24.6</b>

### RECEIVING

YR	G-GS	NO.	YDS	TD	LG	Rec./G	Avg/C	Avg/G
2019	8-0	2	13	0	10	0.2	6.5	1.6
2020	10-0	6	52	0	20	0.6	8.7	5.2
2021	12-2	7	33	0	16	0.6	4.7	2.8
<b>Total</b>	<b>30-2</b>	<b>15</b>	<b>98</b>	<b>0</b>	<b>20</b>	<b>0.5</b>	<b>6.5</b>	<b>3.3</b>

### KICKOFF RETURNS

YR	G-GS	NO.	YDS	TD	LG	Avg/R	Avg/G
2019	8-0	6	138	0	31	23.0	17.2
2020	10-0	10	176	0	30	17.6	17.6
2021	12-2	0	0	0	0	0.0	0.0
<b>Total</b>	<b>30-2</b>	<b>16</b>	<b>314</b>	<b>0</b>	<b>31</b>	<b>19.6</b>	<b>17.4</b>



# 88

## GAVIN STEWART

PK/WR • 5-11 • 181 • So.

Savannah, Ga./Benedictine Military Academy

**2021 (Freshman):** Served as Georgia Tech's kickoff specialist throughout the season ... 33 of his 55 kickoffs went for touchbacks (60%), 10 were fair caught (18%) and just 12 were returned (22%) ... Attempted just one field goal, a 51-yarder that was blocked in the waning seconds of season opener versus Northern Illinois (Sept. 4).

### 2020 (Freshman – “Covid Year” – year of eligibility

**retained):** Appeared in eight games and became Georgia Tech's primary place kicker ... Made 22-of-24 extra-point attempts, including 11-straight to close the season ... Missed first field-goal attempt of the season at Syracuse (Sept. 26) but finished 2-for-3 on the year by going 2-for-2 from 26 and 22 yards at NC State (Dec. 5) ... Kicked off three times on the season.

**High School:** Played wide receiver, safety and kicker at Benedictine Military Academy ... Made 9-of-9 field goals (47-yard long) and 55-of-55 extra points ... Coached by Danny Britt.

**Personal:** Brother, Brad, played wide receiver at Georgia Tech from 2015-18 ... Gavin is majoring in mechanical engineering ... Member of ACC Academic Honor Roll.



# 97

## AKELO STONE

DL • 6-2 • 280 • r-Fr.

Savannah, Ga./Jenkins

**2021 (Freshman):** Appeared in three games — vs. Kennesaw State (Sept. 11), vs. Pitt (Oct. 2) and at Virginia (Oct. 23) ... Recorded three tackles on the season, two of which were for loss ... All three stops came in win over Kennesaw State.

### 2020 (Freshman – “Covid Year” – year of eligibility

**retained):** Appeared in six games, including one start at defensive tackle ... Made collegiate debut against Louisville (Oct. 9) and made first start at NC State (Dec. 5) ... Finished the season with two tackles — one versus Louisville and a sack versus Duke (Nov. 28).

**High School:** Rated as a three-star prospect by *Rivals*, *247Sports* and *ESPN* ... Tabbed as the No. 38-ranked weakside defensive end in the nation and the No. 77-ranked player in the state of Georgia by *Rivals* ... Named to 2020 GSWA Class AAA All-State Team ... All-region honoree ... Recorded more than 100 tackles and 40 tackles for loss over the final two seasons of his prep career ... Helped lead team to a perfect 10-0 regular season and 11-1 overall record as a senior in 2019 ... Anchored a defense that allowed just 11.4 points per game during senior campaign ... Coached by Robert Edwards.

**Personal:** Majoring in building construction and facility management.

## CAREER HIGHS

**Tackles:** 3 vs. Kennesaw State (Sept. 11, 2021)

**Solo Tackles:** 3 vs. Kennesaw State (Sept. 11, 2021)

**Tackles for Loss:** 2.0 vs. Kennesaw State (Sept. 11, 2021)

**Sacks:** 1.0 vs. Duke (Nov. 28, 2020)

## CAREER STATISTICS

### DEFENSIVE

YR	G-GS	UT	AT	TT	TFL	SACK	FF/FR	BLK	QBH
2020	6-1	1	1	2	1.0-6	1.0-6	0/0	0	0
2021	3-0	3	0	3	2.0-3	0.0-0	0/0	0	0
<b>Total</b>	<b>9-1</b>	<b>4</b>	<b>1</b>	<b>5</b>	<b>3.0-9</b>	<b>1.0-6</b>	<b>0/0</b>	<b>0</b>	<b>0</b>



# 40

## TRENILYAS TATUM

LB • 6-2 • 216 • So.

Riverdale, Ga./Mount Zion

**2021 (Freshman):** Saw action in 10 games as a reserve linebacker and on special teams ... Made first-career start at LB at No. 6 Notre Dame (Nov. 20) ... Finished the season with 12 tackles in 10 games ... After totaling just four stops over the his first eight games of the year, made eight tackles in his final two contests — five (all solo) vs. Boston College (Nov. 13) and three at Notre Dame.

**High School:** Rated a four-star prospect by *Rivals* ... Tabbed as the No. 18-ranked inside linebacker in the nation and the No. 24-ranked player in the state of Georgia by *Rivals* ... As a junior, made 91 tackles with 31 tackles for loss and 14 sacks, en route to all-region recognition ... Lettered in both football and basketball at Mt. Zion H.S. ... Coached by Kevin "Bull" Jones.

**Personal:** Majoring in business administration.

## CAREER HIGHS

**Tackles:** 5 vs. Boston College (Nov. 13, 2021)

**Solo Tackles:** 5 vs. Boston College (Nov. 13, 2021)

## CAREER STATISTICS

### DEFENSIVE

YR	G-GS	UT	AT	TT	TFL	PD	FF/FR	SACK	QBH
2021	10-1	8	4	12	0.0-0	0	0/0	0	0
<b>Total</b>	<b>10-1</b>	<b>8</b>	<b>4</b>	<b>12</b>	<b>0.0-0</b>	<b>0</b>	<b>0/0</b>	<b>0</b>	<b>0</b>




# 57

## PAUL TCHIO

**OL • 6-5 • 314 • So.**  
**Milton, Ga./Milton (Clemson)**

**2020-21 (Clemson):** Played two seasons at Clemson and has three seasons of eligibility remaining ... Appeared in 14 games and made one start with the Tigers ... Made five appearances in 2021 ... Played 19 snaps against then-No. 5 Georgia ... Helped Clemson exceed both 200 rushing yards and 200 passing yards with 33 snaps against South Carolina State ... Made first collegiate start at NC State, playing 42 snaps ... Also appeared against Boston College and Florida State ... Played 80 snaps over nine games as a true freshman in 2020 ... Made his collegiate debut with 15 snaps in the season opener at Wake Forest on Sept. 12 ... Played 24 snaps at Georgia Tech ... Also appeared in the ACC Championship Game against then-No. 2 Notre Dame.

**High School:** Rated as a four-star prospect by Rivals, 247Sports and ESPN ... Ranked as the No. 85 overall player in the nation, the third-best offensive guard and the ninth-best player in Georgia by 247Sports ... Ranked as the No. 143 overall player in the nation, the fifth-best offensive guard and the 15th-best player in Georgia by ESPN ... Ranked as the No. 140 overall player, the fourth-best offensive guard and 17th-best player in Georgia by Rivals ... Ranked No. 150 overall, the seventh-best offensive guard and 18th-best player in Georgia by PrepStar ... Played offensive line and defensive line as a senior, scoring a touchdown and a two-point conversion that year ... Earned an Athlete of the Week selection by WSB-TV in Atlanta ... Finished with 113 pancake blocks as a junior when he helped Milton to a 13-2 record and the state championship for the first time in school history ... As a junior, was a first-team all-state and all-region selection ... Selected to U.S. Army All-American Bowl ... Adidas All-American selection ... North Georgia Lineman of the Year ... Outstanding athlete played quarterback in wildcat formations despite weighing 300-plus pounds ... Coached at Milton by Adam Clack ... Played at Milton H.S. with current Georgia Tech teammates Dylan Leonard, Anthony Minella and Brandon Best.



# 1

## CHARLIE THOMAS

**LB • 6-3 • 215 • Sr.**  
**Thomasville, Ga./Thomasville**

**2021 (Junior):** Honorable mention all-ACC ... Saw action in all 12 games and made eight starts at linebacker ... Ranked fourth on the team (second among 2022 returners) with 70 total tackles ... Led team with 10 tackles for loss for 43 yards ... Ranked second on the team with three sacks ... Led squad with two interceptions ... Broke up three passes (second on team) ... Forced one fumble ... Had multiple tackles in all 12 games ... Tallied at least five tackles in each of the first eight games of the season ... Opened the year with seven stops against Northern Illinois (Sept. 4) ... Had five tackles, a tackle for loss and two interceptions against Kennesaw State (Sept. 11) ... Became the first Georgia Tech linebacker of the millennium with two interceptions in a game ... Notched a career-high 12 tackles at No. 6 Clemson (Sept. 18) ... Stuffed the stat sheet with eight total tackles, 4.5 tackles for loss and 2.5 sacks in 45-22 rout over No. 20 North Carolina ... Became one of just five NCAA Division I FBS players in 2021 and one of just 11 ACC players since 2000 with at least eight tackles, 4.5 TFL and 2.5 sacks in a game ... Had five

tackles against eventual ACC champion Pitt (Oct. 2) ... Notched second double-digit tackle game of the season with 10 stops, including one for loss, and a forced fumble in win at Duke (Oct. 9) ... Began the second half of the season with six tackles at Virginia (Oct. 23) and five stops vs. Virginia Tech (Oct. 30) ... Closed the campaign with four tackles apiece against Miami (Nov. 6) and No. 1 Georgia (Nov. 27) and two apiece against Boston College (Nov. 13) and No. 6 Notre Dame (Nov. 20).

**2020 (Junior – “Covid Year” – year of eligibility retained):** Saw action in all 10 games ... Made two starts at nickel back (Oct. 9 vs. Louisville and Oct. 31 vs. Notre Dame) ... Proved to be one of the most versatile defensive players in the ACC, lining up at defensive back, line-backer and even defensive line over the course of the season ... Finished the season with 18 total tackles, two sacks, four tackles for loss, a forced fumble and a quarterback hurry ... Turned in his finest performance of the season in the home opener against UCF, tallying a season-high six tackles, including two sacks and three tackles for loss ... Contributed a TFL, a forced fumble and a quarterback hurry in nationally televised primetime win over Louisville (Oct. 9) ... Had four tackles against eventual ACC champion and College Football Playoff participant Clemson (Oct. 17) ... Was in on two tackles against both Notre Dame (Oct. 31) and Duke (Nov. 28) ... Was forced to play significant snaps on the defensive line due to a rash of unavailable players at NC State (Dec. 5).

**2019 (Sophomore):** Appeared in all 12 games, making five starts at linebacker ... Led the team with 9.5 tackles-for-loss ... Tied to lead the team with two forced fumbles on the year ... Finished second on the team with 65 tackles (42 solo) ... Finished as one of only seven underclassmen defenders in Power Five to record 65 tackles, 9.5 tackles-for-loss and two sacks in 2019 ... Named ACC Linebacker of the Week after having one of the best performances of his career against South Florida (Sept. 7), recording a career-high-tying nine tackles (seven solo), a career-high 2.0 sacks for 12 yards, and a forced fumble ... Became first Yellow Jacket since Jeremiah Attaochu in 2012 ACC Championship Game to record nine tackles and two sacks in a single game ... Forced his second fumble at The Citadel (Sept. 14), in addition to six tackles (four solo) and 1.0 tackles-for-loss at 8 yards ... Recorded his first-career safety at Temple (Sept. 28) to go along with seven tackles (three solo) and 1.5 tackles-for-loss for 2 yards ... Registered six tackles (three solo) and tied his career-high with 2.0 tackles-for-loss for 7 yards against North Carolina (Oct. 5) ... Recorded 2.0 tackles-for-loss over the next two games – at Duke (Oct. 12) and at Miami (Fla.) (Oct. 19) ... Took down six offensive players solo against Virginia Tech (Nov. 16) ... Totaled seven tackles (two solo) in the primetime victory over NC State (Nov. 21), including 0.5 tackles-for-loss for 6 yards and a pass breakup ... Joined David Curry and Tariq Carpenter in becoming the first Georgia Tech trio since 2012 to record more than 60 tackles apiece in a single season.

**2018 (True Freshman):** Saw action in 10 games and made six starts at outside linebacker ... Despite only making six starts, finished fifth on the team with 48 tackles, which included a sack and three tackles for loss ... Led team with three fumble recoveries ... Ranked second on the team with five quarterback hurries ... Didn't enter the starting lineup until Week 6 at Louisville (Oct. 5) but went on to start six of the Yellow Jackets final eight games ... Earned a spot in the starting lineup after recording 11 tackles in his first three games of the season, including eight at Bowling Green (Sept. 29) ... In his first-career start at Louisville, matched a school record with two fumble recoveries in Georgia Tech's 66-31 rout ... Had six tackles and broke up a pass against Duke (Oct. 13) ... Set a career-high with nine tackles, including a sack, in victory at Virginia Tech (Oct. 25) ... Notched seven tackles in win at North Carolina (Nov. 3) ... Closed the regular-season with eight tackles, including one for a 10-yard loss, at Georgia (Nov. 24) ... Was one of 13 true freshmen to see game action for the Yellow Jackets.



**High School:** Rated as a three-star prospect by *ESPN*, *247Sports/Scout* and *Rivals* ... Two-time all-state and all-region honoree ... Recorded 78 tackles as a senior, helping lead Thomasville to its first region title in 10 years and its first undefeated regular season in 29 years ... 2018 Army All-American game nominee ... Coached by Zach Grage ... National Honor Society member ... Graduated a semester early and enrolled at Georgia Tech in January 2018.

**Personal:** Has three siblings ... Started playing football at age 6 ... Majoring in business administration ... Plans to go to graduate school to pursue an MBA.

## CAREER HIGHS

**Tackles:** 12 at No. 6 Clemson (Sept. 18, 2021)

**Solo Tackles:** 7 vs. USF (Sept. 7, 2019)

**Sacks:** 2.5 vs. No. 20 UNC (Sept. 25, 2021)

**Tackles for Loss:** 4.5 vs. No. 20 UNC (Sept. 25, 2021)

**Interceptions:** 2 vs. Kennesaw State (Sept. 11, 2021)

**Fumbles Forced:** 1, three times - last vs. The Citadel (Sept. 14, 2019)

**Fumbles Recovered:** 2 at Louisville (Oct. 5, 2018)

**Safeties:** 1 at Temple (Sept. 28, 2019)

**Pass Breakups:** 1, 3x - last vs. NC State (Nov. 21, 2019)

## CAREER STATISTICS

### DEFENSIVE

YR	G-GS	UT	AT	TT	TFL	PD	FF/FR	SACK	QBH
2018	10-6	29	19	48	3.0-20	1	1/3	1.0-9	5
2019	12-5	42	23	65	9.5-38	2	2/0	2.0-12	0
2020	10-2	11	7	18	4.0-2	0	1/0	2.0-17	1
2021	12-8	35	35	70	10.0-4	2	1/1	3.0-20	3
<b>Total</b>	<b>44-21</b>	<b>117</b>	<b>84</b>	<b>201</b>	<b>26.5-123</b>	<b>5</b>	<b>5/4</b>	<b>8.0-58</b>	<b>9</b>



# 60

## PAULA VAIPULU

**OL • 6-3 • 300 • So.**

**Channelview, Texas/Channelview**

**2021 (Freshman):** Saw action in eight games and made first five career starts at left guard (Oct. 2 vs. Pitt, Oct. 23 at Virginia, Oct. 30 vs. Virginia Tech, Nov. 6 at Miami and Nov. 13 vs. Boston College).

### 2020 (Freshman – “Covid Year” – year of eligibility retained):

Appeared in one game, making collegiate debut at NC State (Dec. 5).

**High School:** Rated as a three-star prospect by *Rivals*, *247Sports* and *ESPN* ... Tabbed as the No. 18-ranked center in the nation and a top 100 player in the state of Texas by *247Sports* ... First-team all-district honoree ... Three-year letterwinner ... Team captain ... Selected to play in 2020 Polynesian Bowl, which will be played on Jan. 18, 2020 at Aloha Stadium in Honolulu, Hawaii and be televised nationally on CBS Sports Network ... Coached by Averion Hurts ... Also powerlifter and shot put for three seasons ... Named all-area for shot put.

**Personal:** Majoring in literature, media and communications ... Cousin, Patrick Vahe, played football at Texas ... Cousin, Manase Mose plays football at North Texas.



# 16

## K.J. WALLACE

**DB • 5-11 • 184 • r-So.**

**Atlanta, Ga./Lovett School (Notre Dame)**

**2019-21 (Notre Dame):** Saw action in 16 games over three seasons at Notre Dame ... Retains three seasons of eligibility ... Played in four games with one tackle and redshirted as a true freshman in 2019 ... Played in three games and recorded three tackles during Covid-shortened 2020 campaign ... Saw action in 10 games with one tackle as a redshirt freshman in 2021.

**High School:** Rated as a four-star prospect by *247Sports* ... Member of the prestigious ESPN 300 list as the No. 19-rated cornerback nationally ... Recorded 109 tackles and five interceptions on defense, as well as 145 receptions for 1,631 yards, 763 rushing yards and 30 total touchdowns (15 receiving, 15 rushing) during prep career at nearby Lovett School ... Had 34 tackles, 1.5 sacks, two interceptions, six passes defended, 511 rushing yards, 441 receiving yards and 10 touchdowns (eight rushing, two receiving) as a senior in 2018 ... Coached by Mike Muschamp.



# 7

## ZAMARI WALTON

**DB • 6-3 • 185 • r-Jr.**

**Melbourne, Fla./Melbourne Central Catholic**

**2021 (Redshirt Sophomore):** Saw action in 10 games and made six starts at cornerback ... Missed two early-season games due to injury (Sept. 11 vs. Kennesaw State and Sept. 18 at No. 6 Clemson) ... Amassed 19 tackles, two tackles for loss and a sack from his cornerback position ... Recorded a season-best five stops at Miami (Nov. 6) ... Recorded three tackles in three different games — Northern Illinois (Sept. 4), Pitt (Oct. 2) and at No. 6 Notre Dame (Nov. 20) ... Notched multiple tackles five times in 10 games.

### 2020 (Redshirt Sophomore – “Covid Year” – year of eligibility retained):

Started all 10 games at cornerback, stretching his streak of consecutive starts to 19 ... Finished sixth on the team with 37 tackles ... Tied for team lead with two interceptions and five pass breakups ... Led team with seven passes defended ... Opened the season with a career-high seven tackles and a pass breakup in 16-13 win at Florida State (Sept. 12) ... Notched first interception of the season at Syracuse (Sept. 26) ... Had four tackles, an interception and a pass breakup against eventual ACC champion and College Football Playoff participant Clemson (Oct. 17) ... Recorded five tackles and was in on a tackle for loss at Boston College (Oct. 24) ... Returned a fumble 93 yards for a touchdown against eventual College Football Playoff participant Notre Dame (Oct. 31), good for the longest official fumble return in Georgia Tech history ... Tallied five tackles — all solo — and a pass breakup at NC State (Dec. 5) ... Also had five stops and a PBU in season finale versus Pitt (Dec. 10).

**2019 (Redshirt Freshman):** Appeared in all 12 games, making 11 starts at cornerback ... Finished with 29 tackles (23 solo) and three pass breakups ... Recorded three tackles (two solo) in the season-opener at then-No. 1 Clemson (Aug. 29) ... Also turned in two tackles (one solo) and tied a career-high with two pass breakups at Temple (Sept. 28) ... Registered four tackles (three solo) and one pass breakups against North Carolina (Oct. 5) ... Took down three offensive players at Miami (Fla.) on Oct. 19 ... Recorded five solo tackles at Virginia (Nov. 9) ... Totaled a then-career-high six tackles (five solo) in the primetime victory over NC State (Nov. 21) ... Also recorded a solo tackle against then-No. 4 Georgia





(Nov. 30).

2018 (True Freshman): Redshirted due to seeing action in only four games ... Sept. 1 vs. Alcorn State, Sept. 8 at USF, Sept. 22 vs. Clemson and Oct. 25 at Virginia Tech ... Had three pass breakups, good for third on the team, in just four games, including two vs. Clemson ... Recorded four tackles - two vs. Clemson and two at Virginia Tech ... Was one of 13 true freshmen to see game action for the Yellow Jackets.

High School: Rated as a three-star prospect by ESPN, 247Sports/Scout and Rivals ... All-state and all-district honoree ... Set a school record with eight interceptions as a senior in 2017 ... Returned an interception 106 yards for a touchdown, good for the second-longest INT return in the nation in '17 ... Two-time team captain ... Helped lead Melbourne Central Catholic to 19 wins over junior and senior seasons ... Coached by Stacy Sizemore ... Honor roll student.

Personal: Oldest of three siblings ... Cousin, Reggie Nelson, is an 11-year NFL veteran (currently a member of the Oakland Raiders), two-time Pro Bowler, 2015 second-team All-Pro ... Cousin, Joe Cohen, played three seasons in the NFL for the San Francisco 49ers, Miami Dolphins, Oakland Raiders and Detroit Lions ... Cousin, T.J. Bannister, played basketball at Virginia and professionally in Europe ... Majoring in business administration ... Member of ACC academic honor roll.

CAREER HIGHS

- Tackles: 7 at Florida State (Sept. 12, 2020)
Solo Tackles: 5, twice - last vs. NC State (Nov. 21, 2019)
Tackles for Loss: 1.0, twice - last at Miami (Nov. 6, 2021)
Sacks: 1.0 vs. Virginia Tech (Oct. 30, 2021)
Pass Breakups: 2, twice - last at Temple (Sept. 28, 2019)
Interceptions: 1, twice - last vs. No. 1 Clemson (Oct. 17, 2020)
Fumbles Recovered: 1 vs. No. 4 Notre Dame (Oct. 31, 2020)

CAREER STATISTICS

Table with columns: DEFENSIVE, YR, G-GS, UT, AT, TT, TFL, PD, FF/FR, INT, QBH. Rows for 2018, 2019, 2020, 2021, and Total.



85

BILLY WARD

TE • 6-4 • 246 • So.
Locust Grove, Ga./Locust Grove

2021 (Freshman): Saw action in all 12 games as a reserve tight end and on special teams ... Did not catch any passes despite seeing significant playing time at tight end for the second-straight season ... Did record one kickoff return for minus-4 yards and one special teams tackle.

2020 (Freshman - "Covid Year" - year of eligibility retained): Saw action in seven games as a true freshman ... Had significant playing time as a reserve tight end, but did not record any statistics.

High School: Rated as a three-star prospect by Rivals, 247Sports and ESPN ... Tabbed as the No. 14-ranked tight end/H-back in the nation by ESPN ... Named to 2020 GSWA Class AAAAA All-State Team ... Amassed more than 1,500 receiving yards and 18 touchdown receptions during high school career, including 648 yards and 11 scores as a junior in

2018 ... Coached by Clint Satterfield.

Personal: Mother, Kerrie, works in Georgia Tech's Scheller College of Business ... Billy is majoring in business administration.



3

KENYATTA WATSON II

DB • 6-1 • 185 • r-So.
Loganville, Ga./Grayson (Texas)

2021 (Redshirt Freshman): Saw action in six games as a reserve defensive back and on special teams ... Did not record any statistics.

2020 (Texas): Transfer from the University of Texas ... Has four seasons of eligibility remaining ... Played in six games over two seasons at Texas, totaling nine tackles and two pass breakups.

High School: Rated as a four-star prospect by Rivals, 247Sports and ESPN coming out of Grayson H.S. ... Tabbed as the No. 112-ranked prospect in the nation, No. 13-ranked cornerback in the nation, the No. 12-ranked player in the state of Georgia by Rivals ... Listed at No. 89-ranked player in the ESPN300 ... Earned all-America, all-state, all-county and all-region honors as a senior ... Three-time all-region honoree ... Was selected to play the 2019 Under Armour All-America Game ... Accounted for 91 total tackles, four tackles for loss, 17 pass breakups, two interceptions, two forced fumbles, one safety, one blocked field and one blocked extra point as a senior in 2018, allowing just one reception and no touchdowns on 29 targets, while helping lead Grayson to quarterfinals of the Georgia 7-A state playoffs in 2018 ... Had 80 tackles, 22 pass breakups, three interceptions, six tackles for loss, and allowed no touchdowns on 33 targets as a junior in 2017 ... Tallied 38 tackles, six pass breakups, one interception, one tackle for loss, and allowed just two receptions and no touchdowns on 13 targets as a sophomore in 2016, when he helped lead Grayson to a 14-1 overall record and the 2017 Georgia 7-A state championship ... Helped Grayson to a 14-1 overall record, including winning the 7-A state championship in 2016 ... Coached by Adam Carter ... Is one of five Grayson graduates on Georgia Tech's current roster, joining classmates Kevin Harris and Ryan King and 2021 grads Noah Collins and Jamal Haynes.

Personal: Father, Kenyatta Sr., played wide receiver at Boston College and for the Dallas Cowboys ... Mother, Janelle, played basketball at Boston College ... Kenyatta II is majoring in literature, media and communications.



6

KEION WHITE

DL • 6-5 • 286 • r-Sr.
Garner, N.C./Garner (Old Dominion)

2021 (Redshirt Junior): Missed the first eight games of the season while recovering from an offseason injury ... Made highly anticipated Georgia Tech debut on Nov. 6 at Miami (Fla.) and played in each of the Yellow Jackets' final four games of the season ... Made first GT start at No. 6 Notre Dame (Nov. 20) ... Finished the season with four tackles and a half-tackle for loss in limited action.

2017-20 (Old Dominion): Transfer from Old Dominion University ... Has two seasons of eligibility remaining ... Was a second-team all-Conference USA honoree as a sophomore in 2019 after starting all 12 games at DE in his first season at the position, finishing tied for 10th in NCAA Division I FBS with 19 tackles for loss (which also tied ODU's single-season record)



... Ranked fourth on the team with 62 tackles, co-led the squad with 3.5 sacks and recovered two fumbles, forcing one and intercepting a pass in '19 ... Had a career game against ACC opponent Virginia Tech, recording eight tackles and 2.0 tackles for loss ... Also had six tackles and 3.5 tackles for loss against Virginia ... Transitioned to defensive end from tight end during spring of 2019 ... Started eight games at tight end for ODU as a redshirt freshman in 2018, hauling in 11 passes for 124 yards.

**High School:** Rated a three-star recruit by *247Sports* out of Garner H.S. ... Was a two-way starter in high school at tight end and defensive end ... Finished with 20 catches for 247 yards and four touchdowns as a senior ... Named first-team all-Greater Neuse River Conference ... Four-time academic all-conference honoree ... Coached by Thurman Leach.

**Personal:** One of three siblings in his family (one brother, one sister) ... Majoring in building construction and facility management.



39

ENGLAN WILLIAMS

RB • 5-9 • 191 • r-Fr.  
Roswell, Ga./Blessed Trinity Catholic

**2021 (True Freshman):** Did not see game action as a true freshman ... Redshirted.

**High School:** Played running back and strong safety for a program that went 51-3, won four region championships and three state titles during his four years at nearby Blessed Trinity H.S. ... Coached by Tim McFarlin.

**Personal:** Began playing football at age 6 ... Majoring in biology.

### CAREER HIGHS

**Tackles:** 1, 3x - last at No. 6 Notre Dame (Nov. 20, 2021)  
**Solo Tackles:** 1, twice - last vs. Boston College (Nov. 13, 2021)  
**Tackles for Loss:** 0.5 at No. 6 Notre Dame (Nov. 20, 2021)

### CAREER STATISTICS

#### DEFENSIVE

YR	G-GS	UT	AT	TT	TFL	PD	FF/FR	SACK	QBH
2021	4-1	2	2	4	0.5-0	0	0/0	0	0
<b>Total</b>	<b>4-1</b>	<b>2</b>	<b>2</b>	<b>4</b>	<b>0.5-0</b>	<b>0</b>	<b>0/0</b>	<b>0</b>	<b>0</b>



87

BEN WILHELM

TE • 6-5 • 263 • r-So.  
Thomasville, Ga./Thomas County Central

**2021 (Redshirt Freshman):** Did not see game action.

**2020 (Redshirt Freshman – “Covid Year” – year of eligibility retained):** Did not see game action.

**2019 (Freshman):** Redshirted.

**High School:** Multi-sport athlete ... Four-year letterwinner in football, playing tight end, defensive end and outside tackle ... Served as team captain for final two seasons ... Helped Thomas County win a regional championship in 2016 ... Named first-team all-region (TE) in 2018 for Region 1 AAAAA ... Earned second-team all-region in 2017 as an outside tackle ... Finalist for the U.S. Army-Pro Football Hall of Fame Award for Excellence ... Selected to participate in the GACA North-South All-Star Game ... Also played three years of baseball in right field and three years of basketball as a center ... Graduated high school as an honor grad, merit scholar, Georgia Scholar and STAR Student ... Earned the highest SAT score in his class.

**Personal:** Has two brothers – one older, one younger ... Father, Bill, played football at Valdosta State ... Majoring in mechanical engineering ... Aspires to work at NASA after graduation.



54

JORDAN WILLIAMS

OL • 6-6 • 312 • So.  
Gainesville, Ga./Gainesville

**2021 (Freshman):** Was limited to 10 games and nine starts due to injury ... Did not start but played in the opener versus Northern Illinois (Sept. 4) ... Started the remaining games of the season at right tackle except for Oct. 23 at Virginia and Oct. 30 at Virginia Tech ... Helped anchor an offensive line that paved the way for two running backs (Jahmyr Gibbs and Dontae Smith) to earn all-ACC recognition from Pro Football Focus.

**2020 (Freshman – “Covid Year” – year of eligibility retained):** Was the opening-day starter at right tackle as a true freshman ... Went on to appear in all 10 games and start in nine (came off the bench against Duke on Nov. 28) ... Helped pave the way for Georgia Tech to rank fourth in the ACC in fewest sacks allowed (2.3 per game) and fifth in the league in rushing (190.8 yards per game).

**High School:** Rated as a three-star prospect by *Rivals*, *247Sports* and *ESPN* ... Tabbed as the No. 44-ranked offensive tackle in the nation by *Rivals* and the No. 56-ranked player in the state of Georgia by *247Sports* and *ESPN* ... Named to 2020 GSWA Class AAAAAA All-State Team ... Teamed with current Georgia Tech teammate Makius Scott ... Coached by Heath Webb.

**Personal:** Majoring in building construction and facility management.



32

SYLVAIN YONDJOEN

DL • 6-4 • 257 • Jr.  
Ruisbroek, Belgium/Don Bosco

**2021 (Sophomore):** Saw action in all 12 games as a reserve defensive end and on special teams ... Recorded 12 tackles in 12 games, including a tackle for loss and a sack ... Added a forced fumble, a pass breakup and a quarterback hurry ... Notched a season-high two tackles in four different games — vs. No. 20 North Carolina (Sept. 25), at Virginia (Oct. 23), at No. 6 Notre Dame (Nov. 20) and at No. 1 Georgia (Nov. 27) ... Stuffed the stat sheet with a sack, tackle for loss and forced fumble at Notre Dame.

**2020 (Sophomore – “Covid Year” – year of eligibility retained):** Appeared in first three games of the season and made two



starts before sustaining a season-ending injury at Syracuse (Sept. 26) ... Was in on a tackle for loss in all three games — 0.5 at Florida State (Sept. 12), 1.0 vs. UCF (Sept. 19) and 1.0 at Syracuse ... Finished with five total tackles and a quarterback hurry in three games.

**2019 (Freshman):** Appeared in 11 games, making two starts at defensive end — Nov. 9 at Virginia and Nov. 30 vs. then-No. 4 Georgia ... Finished with 14 tackles (six solo) and 1.0 tackles-for-loss for 1 yard ... Made his collegiate debut against South Florida (Sept. 7) ... Recorded three tackles (one solo) at Temple (Sept. 28) ... Tallied a season-best four tackles (two solo) at Duke (Oct. 12) ... Registered tackles in four-straight games — one vs. Pitt (Nov. 2), three at Virginia (Nov. 9), two vs. Virginia Tech (Nov. 16) and one vs. NC State (Nov. 21) ... Also turned in his first-career tackle-for-loss against Virginia Tech.

**Prior to Georgia Tech:** Rated as a three-star prospect by *ESPN*, *247Sports* and *Rivals* ... Played four years of football in his native Belgium ... Helped lead his team to Belgian junior championships in 2015 and 2016 ... Was selected to play for the Belgian national team and was named MVP in an international game versus Spain in 2016.

**Personal:** 23 years old ... Is one of four siblings ... Spent much of his youth playing soccer in his native Belgium but was taken to an American football practice by a friend when he was 16 and "just loved it" ... Majoring in business administration.

**CAREER HIGHS**

**Tackles:** 4 at Duke (Oct. 12, 2019)

**Solo Tackles:** 2 at Duke (Oct. 12, 2019)

**Tackles for Loss:** 1.0, 3x - last at Syracuse (Sept. 26, 2020)

**Sacks:** 1.0 at No. 6 Notre Dame (Nov. 20, 2021)

**Forced Fumbles:** 1 at No. 6 Notre Dame (Nov. 20, 2021)

**CAREER STATISTICS**

**DEFENSIVE**

YR	G-GS	UT	AT	TT	TFL	SACK	FF/FR	BLK	QBH
2019	11-2	6	8	14	1.0-1	0.0-0	0/0	0	0
2020	3-2	3	2	5	2.5-7	0.0-0	0/0	0	1
2021	12-0	7	5	12	1.0-5	1.0-5	1/0	0	1
<b>Total</b>	<b>26-4</b>	<b>15</b>	<b>14</b>	<b>29</b>	<b>4.5-13</b>	<b>1.0-5</b>	<b>1/0</b>	<b>0</b>	<b>2</b>



# COACHES AND STAFF





# GEOFF COLLINS

## HEAD COACH

WESTERN CAROLINA, 1994 • 4TH SEASON AT GEORGIA TECH

[@COACHCOLLINS](#)

Geoff Collins, an Atlanta area native and one of college football's most successful and innovative coaches, is in his fourth season as Georgia Tech football's head coach. He was named the 20th football head coach in Georgia Tech history on Dec. 7, 2018.

Born in Decatur, Ga. and raised in Conyers, Ga., Collins took the reins at Georgia Tech after serving as the head coach at Temple University in 2017 and 2018.

Despite the challenges associated with overhauling Georgia Tech's football culture, including installing a pro-style spread offensive attack after 11 years of option football at Tech, as well as the unprecedented and unexpected obstacles presented by the Covid-19 pandemic, Collins' three-year tenure as the Yellow Jackets' head coach has been marked by a bevy of accomplishments. They include:

- Back-to-back nationally lauded recruiting classes. Collins' first full recruiting class at Georgia Tech in 2020 was ranked No. 24 nationally by Rivals, then re-ranked No. 8 nationally by Bleacher Report during the '20 season based on the impressive play of Tech's newcomers, which included three true-freshman starters on offense. It was only the second top-25 recruiting class in Georgia Tech history, and the first since 2007, a class that was compiled when Collins served as the Yellow Jackets' director of player personnel. His second recruiting class at Tech in 2021 is also a top-20 class when including the rankings of eight highly ranked transfers, six of which have multiple seasons of eligibility remaining. In all, Georgia Tech has added 34 four- or five-star recruits and 18 of the 50 highest-ranked high-school recruits in program history (according to 247Sports) since the arrival of Collins and his staff in January 2019.
- The development of four NFL Draft picks in three seasons – TE Tyler Davis (2020), WR Jalen Camp (2021), P Pressley Harvin III (2021) and DB Tariq Carpenter (2022). Davis, who was recruited by Collins to come to The Flats as a graduate transfer in 2019, became Georgia Tech's first NFL Draft pick at any position in three years, the first non-specialist to be drafted from Tech in four years, the first Yellow Jacket tight end to be selected in 28 years and, as a sixth-round pick, the highest selection ever for a GT tight end in the NFL Draft. When Camp and Harvin were both selected in 2021, it marked the first time that Tech had multiple picks in the same NFL Draft since 2016. In 2022, Carpenter became the first defensive player drafted out of Tech since '16.
- Harvin winning the 2020 Ray Guy Award as college football's top punter. Under Collins' tutelage, Harvin became the first Yellow Jacket to win one of college football's major individual awards since Durant Brooks won the Guy Award in 2007 and only the third unanimous All-American in Georgia Tech history, joining Calvin Johnson (2006) and Ken Swilling (1990)
- Memorable victories, including a 45-22 rout over No. 20 North Carolina in Tech's inaugural "Mayhem at Mercedes-Benz Stadium" game last season, a thrilling 16-13 come-from-behind triumph at Florida State to open the 2020 season (the Yellow Jackets' first



season-opening true road win since 2007), a 28-21 overtime win at Miami in 2019 (Tech's first-ever win over the Hurricanes at Miami's Hard Rock Stadium) and a pair of nationally televised primetime victories – a 28-26 win over NC State in 2019 and a 46-27 victory over Louisville in 2020.

Prior to taking the reins at Georgia Tech, Collins put together the most successful first two seasons by a head coach in Temple's 121-year football history. Collins compiled 15 wins and led Temple to two bowl games in his two seasons with the Owls, which are both school records for a coach in his first two campaigns at TU.

In his first season at Temple, Collins led the Owls a 28-3 win over Florida International in the 2017 Gasparilla Bowl, which was good for only the third bowl victory in school history and its first since 2011.

He coached the Owls to an 8-4 record and 7-1 mark in the American Athletic Conference in 2018, with Temple's only conference defeat coming at No. 8-ranked and undefeated UCF. The 8-4 campaign earned Temple a berth in the Independence Bowl.

Prior to becoming head coach at Temple, Collins was one of the nation's most respected defensive coordinators, serving in the role at Florida (2015-16), Mississippi State (2013-14, co-DC: 2011-12), FIU (2010) and his alma mater, Western Carolina (2002-05).

Highlights of his career as a coordinator included ranking among the nation's top 10 in total defense in each of his two seasons at Florida (No. 8 in 2015 and No. 5 in 2016), ranking among the top 25 nationally in total defense (18th – 2013) and scoring defense (23rd – 2014) during his two seasons calling plays at Mississippi State and leading the Sun Belt Conference in total defense, scoring defense and turnover margin in his lone campaign at FIU (2010).

He is the only coach to ever be nominated for the Broyles Award, given to college football's top assistant coach, at three different

schools (FIU – 2010, Mississippi State – 2014 and Florida – 2015).

Collins' coaching career also includes a pair of prior stints at Georgia Tech. He first came to The Flats as a graduate assistant (1999-2000), then tight ends coach (2001) under head coach George O'Leary from 1999-2001, followed by a year as director of player personnel under head coach Chan Gailey in 2006.

During his initial three seasons at Georgia Tech under O'Leary, the Yellow Jackets were 25-12 with three-consecutive bowl appearances. As the Jackets' director of player personnel in 2006, Collins led the efforts to land a recruiting class that included Derrick Morgan (all-American, first-round NFL Draft pick), Morgan Burnett (all-American, third-round NFL Draft pick), Joshua Nesbitt (quarterbacked GT to two ACC Championship Games) and Jonathan Dwyer (the sixth-leading rusher in GT history).

Collins has also served on the staffs at Western Carolina (student assistant – 1993-94), Franklin (N.C.) H.S. (assistant coach – 1995), Fordham (linebackers coach – 1996), Albright (defensive coordinator – 1997-98), Alabama (director of player personnel – 2007) and UCF (linebackers coach/recruiting coordinator – 2008-09).

In all, Collins has recruited and/or coached more than three dozen players that have gone on to play in the National Football League. In addition to the four Jackets drafted under Collins' tutelage and running back Nathan Cottrell, who made the Jacksonville Jaguars as an undrafted free agent out of Tech in 2020, Collins' NFL pupils include Philadelphia Eagles All-Pro defensive tackle Fletcher Cox (a consensus All-American at Mississippi State and No. 12 overall pick in the 2012 NFL Draft), Tampa Bay Buccaneers safety Keanu Neal (the No. 17 overall pick in the 2016 NFL Draft) and Indianapolis Colts cornerback Rock Ya-Sin (who earned first-team all-American Athletic Conference honors at Temple after transferring from Presbyterian College and went on to be selected in the second round of the 2019 NFL Draft).

In addition to being renowned as a coach, strategist and evaluator, Collins is also widely recognized as the nation's top head coach when it comes to branding his football program, particularly when it comes to utilizing social media in branding and recruiting efforts. His expertise in marketing and branding has led to him being a guest lecturer for Georgia Tech's Scheller College of Business executive MBA program and a featured speaker at the 2019 Hashtag Sports conference in New York City. Under Collins, Tech became only the second college football program in the nation to partner with renowned creative agency J1S and the first program in the nation to enter into a partnership with best-selling author and branding consultant Jeremy Darlow. Collins' focus on giving his student-athletes the resources and tools to assist in building their personal brand is a main reason that Georgia Tech has been at the forefront for student-athletes being able to maximize name, image and likeness opportunities.

Collins' innovations in utilizing social media to aid in recruiting efforts have not only helped Georgia Tech land the two highest-rated recruiting classes in school history, but also helped Alabama sign the No. 1 class in the nation in 2007-08. Alabama's 2008 signing class included running back Mark Ingram, who went on to become the first Heisman Trophy winner in Crimson Tide history in 2009.

As a student-athlete, Collins totaled 194 career tackles as an outside linebacker and defensive back at Western Carolina (1989-92). He had 68 tackles and six tackles for loss as a junior and helped lead WCU to a 7-4 record with 62 stops, including five behind the line of scrimmage, as a senior.

Collins, 51, is married to the former Jennifer Haynes. They have a daughter, Astrid (6).



**Geoff Collins was hired as the 20th head coach in Georgia Tech football history on Dec. 7, 2018.**

## THE COLLINS FILE

### PERSONAL

**Hometown** ..... Conyers, Ga.  
**Education** ..... Western Carolina, 1994  
 (B.S., sports management and exercise science)  
**Family** ..... wife: Jennifer (Haynes); daughter: Astrid

### PLAYING EXPERIENCE

1989-92 ..... OLB/DB, Western Carolina

### COACHING EXPERIENCE

1993-94 ..... Student assistant, Western Carolina  
 1995 ..... Assistant coach, Franklin (N.C.) H.S.  
 1996 ..... Graduate assistant/linebackers, Fordham  
 1997-98 ..... Defensive coordinator, Albright  
 1999-2000 ..... Graduate assistant, Georgia Tech  
 2001 ..... Tight ends, Georgia Tech  
 2002-05 ..... Defensive coordinator, Western Carolina  
 2006 ..... Director of player personnel, Georgia Tech  
 2007 ..... Director of player personnel, Alabama  
 2008-09 ..... Linebackers/recruiting coordinator, UCF  
 2010 ..... Defensive coordinator, Florida International  
 2011-12 ..... Co-defensive coordinator, Mississippi State  
 2013-14 ..... Defensive coordinator, Mississippi State  
 2015-16 ..... Defensive coordinator, Florida  
 2017-18 ..... Head coach, Temple

**2019-pres. .... Head coach, Georgia Tech**

### YEAR-BY-YEAR HEAD COACHING RECORD

YEAR	SCHOOL	RECORD	CONFERENCE	POSTSEASON
2017	Temple	7-6	4-4	Gasparilla Bowl (W)
2018	Temple	8-4	7-1	Independence Bowl*
2019	Georgia Tech	3-9	2-6	
2020	Georgia Tech	3-7	3-6	
2021	Georgia Tech	3-9	2-6	
<b>4 SEASONS</b>		<b>24-35</b>	<b>18-23</b>	<b>1-0</b>

\* did not coach Temple in Independence Bowl after becoming head coach at GT





## BRENT KEY

**ASSISTANT HEAD COACH / RUN GAME COORDINATOR / OFFENSIVE LINE**

GEORGIA TECH, 2001 • 4TH SEASON AT GEORGIA TECH

[@COACHBRENTKEY](#)

Brent Key, a Georgia Tech alumnus and football letterwinner, returned to The Flats in 2019 as the Yellow Jackets' assistant head coach, run game coordinator and offensive line coach.

In Key's first three seasons back at his alma mater, Georgia Tech's run game has produced an all-American, a pair of all-Atlantic Coast Conference honorees and finished in the top half of the ACC in rushing offense twice. Key has also mentored a pair of all-ACC offensive linemen.

Despite battling a rash of injuries across the offensive front throughout the season, 2021 marked the second-straight season that Tech's rushing offense ranked in the top half of the ACC under Key's watch. The Yellow Jackets averaged 169 yards per game on the ground in '21, with running back Jahmyr Gibbs rushing for 746 yards en route to all-America honors and tackle Devin Cochran earning honorable-mention all-ACC recognition before going on to sign with the National Football League's Cincinnati Bengals.

In 2020, the Jackets ranked fourth in the ACC in fewest sacks allowed (2.3 per game) and fifth in the league in rushing (190.8 yards per game). With a true freshman (Jordan Williams) starting 9-of-10 games at right tackle, two more true freshmen (QB Jeff Sims and Gibbs) were the leading rushers in the Yellow Jackets' No. 4-ranked ACC rushing offense.

Despite a multitude of injuries, the Jackets' offensive line improved throughout the 2019 season, as it went through the monumental transition from an option-based scheme to a pro-style, spread attack. During a one late-season three-game stretch, Tech faced teams that ranked first (Pitt), fourth (Miami) and eighth (Virginia) nationally in sacks. Tech's offensive front allowed just five total sacks in those three games, including none against eventual ACC Coastal Division champion Virginia. In all, the Jackets didn't surrender a sack in two of its final four contests.

Key came back to his alma mater after three seasons as offensive line coach at Alabama (2016-18), where he helped lead the Crimson Tide to two Southeastern Conference championships, three College Football Playoff championship games and the 2017 national title.

As a four-year starting right guard at Georgia Tech from 1997-2000, he was a key cog in an offensive front that helped the Yellow Jackets lead the Atlantic Coast Conference in rushing three times. During Key's junior campaign in 1999, the Jackets ranked No. 1 nationally in total offense (509.0 ypg).

In each of his three seasons at Alabama, Key's offensive lines were finalists for the Joe Moore Award, which is presented annually to the nation's top offensive front, and was the only group in the nation to receive the honor all three seasons. He also coached four All-Americans (including two unanimous picks — tackle Cam Robinson in 2016 and tackle Jonah Williams in 2018) and nine all-SEC selections (including seven first-teamers) during his time with the Tide. In addition to being unanimous All-Americans, Robinson won the 2016 Outland Trophy as the nation's best interior lineman and Williams was a finalist for the award in '18. They also won the Jacobs Blocking Trophy (SEC's top offensive lineman) in '16 and '18, respectively.

Seven linemen that Key coached in his three seasons at Alabama went on to be selected in the National Football League Draft — Jedrick Wills (No. 10 overall, Cleveland Browns, 2020), Williams (No. 11 overall, Cincinnati Bengals, 2019), Alex Leatherwood (No. 17 overall, Las Vegas Raiders, 2021), Robinson (No. 34





## ASSISTANT COACHES

overall, Jacksonville Jaguars, 2017), Ross Pierschbacher (fifth round, Washington Redskins, 2019), Bradley Bozeman (sixth round, Baltimore Ravens, 2018) and Deonte Brown (sixth round, Carolina Panthers, 2021).

Key was also lauded for his work on the recruiting trail at Alabama. He is tabbed as the nation's No. 2 recruiter by 247Sports for his work in landing the Crimson Tide's 2019 class and the No. 1 recruiter in the nation for his efforts with the 2020 class.

Prior to his three-year stint at Alabama, Key spent 11 seasons at UCF (2005-15). He started at UCF as a graduate assistant and worked his way up to assistant head coach (2012-15) and offensive coordinator (2014-15). He also coached tight ends for three seasons (2006-08), offensive line for six seasons (2009-14), running backs for one season (2015), was special teams coordinator for one season (2008) and recruiting coordinator for six seasons (2007, 2010-14) with the Knights. In 2012, 2013 and 2014, Key was nominated for the Broyles Award, given to the top assistant coach in college football.

During Key's 11 seasons at UCF, the Knights won four conference championships (2007, 2010, 2013 and 2014), highlighted by a 12-1 campaign in 2013, which culminated with a 52-42 win over No. 6 Baylor. The Knights beat two top-10 teams in '13 (Baylor and No. 8 Louisville) and Key's offensive front, which did not allow a sack against Penn State, Louisville, UConn or Baylor, helped pave the way for UCF to average 441.5 yards and 34.6 points per game, both among the highest marks in program history. His offensive line also provided protection for American Athletic Conference Offensive Player of the Year Blake Bortles.

In his six seasons as UCF's offensive line coach, eight different linemen earned all-conference recognition a total of 16 times and four went on to play in the NFL, including 2011 third-round draft pick Jah Reid. He also coached an NFL draft pick at tight end in Mike Merritt (2008).

During his time at UCF, Key coached under his head coach as a student-athlete at Georgia Tech, George O'Leary. He also worked on the same staff as Collins, who was the Knights' linebackers coach and recruiting coordinator in 2008-09, and worked under current Georgia Tech director of athletics Todd Stansbury, who was UCF's A.D. from 2012-15.

Key got his start in coaching as a graduate assistant at Georgia Tech in 2001-02 and served as tight ends and running backs coach at Western Carolina in 2004 (when Collins was WCU's defensive coordinator).

While making 44 starts at right guard for the Yellow Jackets from 1997-2000, Key was part of a senior class that led Georgia Tech to four-straight bowl appearances for the first time since 1953-56. As a sophomore in 1998, he helped lead Tech to a 10-2 record and a share of the ACC championship. He was voted a team captain and named all-ACC as a senior in 2000. Collins

was a graduate assistant on Georgia Tech's staff during Key's junior and senior seasons and, when Collins was promoted to tight ends coach in 2001, Key filled the G.A. spot that Collins vacated.

Key earned a bachelor's degree in management from GT in 2001.

A Clay, Ala. native, Key, 42, was an all-state performer at Hewitt-Trussville H.S. He and his wife, Danielle, are parents to a daughter, Harper.

## THE KEY FILE

### PERSONAL

**Hometown** ..... Clay, Ala.  
**Education** ..... Georgia Tech, 2001 (B.S., management)  
**Family** ..... wife: Danielle; daughter: Harper

### PLAYING EXPERIENCE

1997-2000 ..... OL, Georgia Tech

### COACHING EXPERIENCE

2001-02 ..... Graduate assistant, Georgia Tech  
 2004 ..... Tight ends/running backs, Western Carolina  
 2005 ..... Graduate assistant, UCF  
 2006 ..... Tight ends, UCF  
 2007 ..... Tight ends/recruiting coordinator, UCF  
 2008 ..... Tight ends/special teams coordinator, UCF  
 2009 ..... Offensive line, UCF  
 2010-11 ..... Offensive line/recruiting coordinator, UCF  
 2012-13 ..... Assistant head coach/offensive coordinator/  
 offensive line/recruiting coordinator, UCF  
 2014 ..... Assistant head coach/offensive coordinator/  
 running backs, UCF  
 2015-18 ..... Offensive line, Alabama  
**2019-pres. .... Assistant head coach/run game  
 coordinator/offensive line, Georgia Tech**





# DAVID TURNER

## ASSISTANT HEAD COACH (DEFENSE) / DEFENSIVE RUN GAME COORDINATOR

DAVIDSON, 1985 • 1ST SEASON AT GEORGIA TECH

David Turner, a 36-year collegiate coaching veteran who has spent 30 years coaching defensive linemen and linebackers at the Power Five level, is Georgia Tech's assistant head coach (defense) and defensive run game coordinator.

Turner comes to Georgia Tech after three seasons as defensive line coach at Florida. He has coached defensive linemen in the Southeastern Conference for 19 of the past 20 seasons, with stints at Texas A&M (run defense coordinator/defensive tackles – 2016-17), Mississippi State (defensive line – 2013-15 and 2007-09), Kentucky (defensive line – 2010-12), Alabama (defensive ends – 2006) and Vanderbilt (defensive line/recruiting coordinator – 2002-05).

Tech head coach Geoff Collins and Turner previously worked together in 2013 and 2014 at Mississippi State, when Collins was the Bulldogs' defensive coordinator and Turner was MSU's defensive line coach.

In addition to his run in the SEC for 19 of the past 20 seasons, Turner has coached in the Atlantic Coast Conference at Virginia (defensive tackles/linebackers – 1997-2000) and NC State (defensive tackles/linebackers – 1995-86 and graduate assistant – 1988-89). His extensive resume also includes stints at Texas-San Antonio (defensive line – 2018), Minnesota (defensive ends – 2001), James Madison (assistant coach – 1991-92), Indiana University of Pennsylvania (defensive line – 1990) and his alma mater, Davidson (running backs/tight ends – 1986, linebackers – 1987).

He's helped lead teams to 17 bowl berths, including appearances in the Cotton (Florida – 2020), Orange (Florida – 2019 and Mississippi State – 2014) and Peach (Virginia – 1998, Kentucky – 1993 and NC State – 1988) Bowls.

Turner has coached renowned defensive fronts throughout the course of his career. Notably, together with Collins at Mississippi State, the Bulldogs ranked No. 2 in the SEC in sacks in 2014 (37) and No. 4 in the SEC in rushing defense in 2013 (144.2 ypg). Over the past three seasons at Florida, the Gators ranked among the top two in the SEC and top 25 nationally in sacks twice (2019 and 2020) and ranked No. 8 nationally (No. 2 in the SEC) in rushing defense in 2019 (102.8 ypg).

Turner has coached 15 National Football League Draft picks during the course of his career, including first-round selections Fletcher Cox (Mississippi State) and Patrick Kerney (Virginia). He was also the defensive run game coordinator at Texas A&M when defensive end Myles Garrett amassed 8.5 sacks, 15 tackles for

loss, two forced fumbles and 10 quarterback hurries in 2016, en route to being the No. 1 overall pick in the 2017 NFL Draft.

Turner played running back at Davidson from 1981-84 and graduated with a bachelor's degree in sociology in 1985. He and his wife, the former Yvette Modica, have two daughters: Bianca and Alexya.

THE TURNER FILE	
<b>PERSONAL</b>	
<b>Alma Mater</b> .....	Davidson, 1985
<b>Family</b> .....	wife: Yvette; children: Bianca and Alexya
<b>PLAYING EXPERIENCE</b>	
1981-84 .....	RB, Davidson
<b>COACHING EXPERIENCE</b>	
1986.....	Running backs/tight ends, Davidson
1987.....	Linebackers, Davidson
1988-89 .....	Graduate assistant, NC State
1990.....	Defensive line, Indiana University of Pennsylvania
1991-92 .....	Assistant coach, James Madison
1993-94 .....	Defensive ends, Kentucky
1995-96 .....	Defensive tackles/linebackers, NC State
1997-2000 .....	Defensive tackles/linebackers, Virginia
2001.....	Defensive ends, Minnesota
2002-05 .....	Defensive line/recruiting coordinator, Vanderbilt
2006.....	Defensive ends, Alabama
2007-09 .....	Defensive line, Mississippi State
2010-12 .....	Defensive line, Kentucky
2013-15 .....	Defensive line, Mississippi State
2016-17 .....	Run defense coordinator/defensive tackles
2018.....	Defensive line, Texas-San Antonio
2019-21 .....	Defensive line, Florida
<b>2022-pres.</b>	<b>Assistant head coach (defense)/ defensive run game coordinator, Georgia Tech</b>







# CHIP LONG

## OFFENSIVE COORDINATOR / TIGHT ENDS

NORTH ALABAMA, 2005 • 1ST SEASON AT GEORGIA TECH

[@COACHCHILONG](#)

Chip Long, who was rated as one of college football's top offensive coordinators while leading high-powered offenses at Memphis and Notre Dame from 2016-19, is in his first year as Georgia Tech football's new offensive coordinator and tight ends coach.

A 16-year Division I coaching veteran, including 14 at the major-conference level, Long has helped lead teams to 13 bowl games over the past 16 seasons. He has five years of experience as offensive coordinator, including ultra-successful stints at Memphis (2016) and Notre Dame (2017-19).

Among all currently active offensive coordinators, Long was the sixth-highest-rated OC in the nation during his four-year stint with Memphis and ND, according to analytics produced by SportsSource Analytics/Coaches By The Numbers. Among current offensive coordinators, Long is one of only six OCs to receive a five-star rating from Coaches By The Numbers from 2016-19, joining Oklahoma co-coordinators Bill Bedenbaugh and Cale Gundy, Ohio State's Kevin Wilson, Clemson's Tony Elliott and Penn State's Mike Yurcich.

"I'm excited to welcome Chip, his wife, Kari, and his daughters, Lyla and Alyson, to the Georgia Tech football family," Collins said. "He has directed some of the nation's top offenses during his time at Memphis and Notre Dame, has an outstanding record of developing players to reach their highest potential and has the proven ability to put his offenses in the best position to play winning football. Chip's proven ability as an offensive coordinator is going to be a great fit for the talented players that we have on our roster."

During his three seasons at Notre Dame, Long directed nationally ranked offenses while helping the Fighting Irish rebound from a 4-8 campaign in 2016 to go 32-6 over his three seasons with the team, including a berth in the 2018 College Football Playoff. In Long's first season at Notre Dame (2017), the Fighting Irish set school records for rushing offense (3,503 yards – No. 7 nationally) and yards per carry (6.3 avg. – No. 3 nationally), while also ranking among the nation's leaders in scoring offense (No. 24 – 34.2 ppg) and relative scoring offense (No. 10 – 142.8%).

In his second season at ND, Long helped develop quarterback Ian Book from a backup into one of the nation's top signal-callers. With Long directing the Fighting Irish's offense, Book became the first Notre Dame quarterback to ever win the first nine starts of his career, set a school record with a 68.2 completion percentage, and was a semifinalist for the Maxwell Award (nation's top player) and Davey O'Brien Award (nation's top quarterback) and a finalist for the Manning Award (nation's top quarterback). Notre Dame posted an undefeated regular season and earned its first CFP berth, and Long was named one of five finalists for the 2018 Broyles Award (nation's top assistant coach).

The Irish once again had one of college football's best offenses in 2019, as it ranked among the nation's leaders in scoring offense (No. 13 – 36.8 ppg), plays per point (No. 11 – 1.86 ppp) and points per possession (No. 18 – 2.38 ppp). They also had the nation's fifth-fewest turnovers (.85) and 12-fewest sacks allowed (1.23) per game.

Prior to earning the role at Notre Dame, Long's first season as an offensive coordinator was at Memphis in 2016, where he directed an offense that ranked among the top 20 nationally in scoring (No. 15 – 38.8 ppg), passing (No. 14 – 304.4 ypg), passing efficiency (No. 17 – 152.53) and completion percentage (No. 17 – 63.5%).

Most recently, Long served as the offensive coordinator at Tulane in 2021. Despite the challenges caused by being displaced from campus for

nearly a month due to Hurricane Ida, Tulane gained 396 yards in a 40-35 season-opening loss to No. 2 Oklahoma, which was the most yards that OU allowed to a non-conference opponent this season, and more than it surrendered against a pair of Big 12 opponents, including regular-season conference champion Oklahoma State. The Green Wave closed the season with 501 and 452 yards, respectively, in a win over USF and a narrow loss to Memphis.

In addition to his five seasons as an offensive coordinator, Long's coaching career also includes stints at Louisville (2006-07 – graduate assistant), Arkansas (2008-09 – graduate assistant), Illinois (2010-11 – tight ends), Arizona State (2012-13 – tight ends/recruiting coordinator), 2014-15 – tight ends/special teams/recruiting coordinator) and Tennessee (2020 – offensive analyst). As recruiting coordinator at Arizona State, he was named one of the nation's top recruiters by both Rivals and 247Sports in 2015. The Sun Devils also averaged 37 points per game, had two 10-win seasons, won the 2013 Pac-12 South Division championship and appeared in four bowl games during his four seasons at ASU.

"I'm honored to be the offensive coordinator at Georgia Tech," Long said. "I'm unbelievably excited about the wealth of talent, experience and potential that we have on the offensive side of the ball. We have the pieces in place to field a dynamic offense, score a lot of points and develop players for success both at Tech and beyond. I can't wait to get started on The Flats."

A Birmingham, Ala. native, Long played tight end and wide receiver at the University of North Alabama from 2002-05. He earned first-team NCAA Division II all-America honors as a senior in 2005 and graduated from UNA with a bachelor's degree in history with psychology and business administration minors. In 2010, he was named to the Gulf South Conference all-decade team as a tight end.

Long and his wife, Kari, have two daughters: Lyla and Alyson.

### THE LONG FILE

#### PERSONAL

**Alma Mater** ..... North Alabama, 2005  
**Family** ..... wife: Kari; children: Lyla and Alyson

#### PLAYING EXPERIENCE

2002-05 ..... TE/WR, North Alabama

#### COACHING EXPERIENCE

2006-07 ..... Graduate assistant, Louisville  
 2008-09 ..... Graduate assistant, Arkansas  
 2010-11 ..... Tight ends, Illinois  
 2012-13 ..... Tight ends/recruiting coordinator, Arizona State  
 2014-15 ..... Tight ends/special teams/recruiting coordinator, Arizona State  
 2016 ..... Offensive coordinator/tight ends, Memphis  
 2017-19 ..... Offensive coordinator/tight ends, Notre Dame  
 2020 ..... Offensive analyst, Tennessee  
 2021 ..... Offensive coordinator/quarterbacks

**2022-pres. .... Offensive coordinator/TEs, Georgia Tech**



# ANDREW THACKER

## DEFENSIVE COORDINATOR

FURMAN, 2007 • 3RD SEASON AT GEORGIA TECH

@ **COACHTHACKER**

Andrew Thacker is in his fourth season as defensive coordinator at Georgia Tech.

A metro-Atlanta native (Cartersville, Ga.), Thacker came to The Flats after two seasons on Georgia Tech head coach Geoff Collins' staff at Temple. He coaches the Yellow Jackets' linebackers in addition to his duties as defensive coordinator.

In his first three seasons with the Yellow Jackets, Thacker's defenses have produced seven all-Atlantic Coast Conference honorees, including four in 2021 (LB David Curry – 2019, CB Tre Swilling – 2019, Curry – 2020, DT Dijmon Brooks – 2021, LB Charlie Thomas – 2021 and CB Juanyeh Thomas – 2021). Additionally, five of his pupils (DB Jaylin Askew, DB Tariq Carpenter, Curry, Swilling and J. Thomas) have gone on to sign National Football League contracts. Carpenter became the first defensive player drafted out of Tech in six years when the Green Bay Packers selected him in the 2022 NFL Draft.

As a unit, Thacker's Tech aggressive and opportunistic defenses have ranked among the nation's top 25 in fumble recoveries and defensive touchdowns each of the past two seasons. The Yellow Jackets also ranked among the top 25 nationally in total turnovers in 2020 and were among the top 40 nationally in pass defense and red-zone defense in 2019.

After originally joining Collins' Temple staff as linebackers coach in 2017, Thacker was promoted defensive coordinator in 2018.

With Thacker as coordinator, Temple's defense scored eight defensive touchdowns (No. 1 nationally), forced 31 turnovers (No. 3 nationally), recovered 13 turnovers (No. 3 nationally) and intercepted 18 passes (No. 4 nationally) in 2018.

Thacker helped produce one of the AAC's highest-ranked defenses during his one season as the defensive coordinator at Temple. In addition to ranking among the nation's top three teams in defensive touchdowns, turnovers, fumble recoveries and interceptions, the Owls were among the AAC's top three teams in total defense (second), passing defense (second), three-and-outs (second) and scoring defense (third). As linebackers coach in 2017, he helped TU rank among the top teams nationally in both sacks (11th) and tackles for loss (11th).

Prior to his two seasons at Temple, Thacker spent the 2016 season in the Atlanta area as linebackers coach at Kennesaw State, where he helped the Owls lead the Big South in scoring defense and rushing defense and rank second in total defense.

His career also includes stints as a full-time assistant at UCF (2015 – safeties) and Southern Miss (2013 – safeties). He has also served as a defensive assistant with the Atlanta Falcons (2014), a graduate assistant at Oklahoma State (2010-12 – linebackers) and a graduate assistant at UCF (2008-09 – linebackers). As a G.A. at UCF, Thacker worked under Collins, who was the Knights' linebackers coach at the time.

Thacker was a four-year starter at safety at Furman (2004-07), where he was named the 2004 Southern Conference Freshman of the Year. He graduated from Furman in 2007 with bachelor's degrees in political science and Spanish. He and his wife, Liza, have a daughter, Caroline, and two sons, Bear and Jack.

### THE THACKER FILE

#### PERSONAL

**Hometown** ..... Cartersville, Ga.  
**Education** ..... Furman, 2007 (B.A. political science, B.A. Spanish)  
**Family** ..... wife: Liza; daughter: Caroline; sons: Bear and Jack

#### PLAYING EXPERIENCE

2004-07 ..... S, Furman

#### COACHING EXPERIENCE

2008-09 ..... Graduate assistant (linebackers), UCF  
2010-12 ..... Graduate assistant (linebackers), Oklahoma State  
2013 ..... Safeties, Southern Miss  
2014 ..... Defensive assistant, Atlanta Falcons  
2015 ..... Safeties, UCF  
2016 ..... Linebackers, Kennesaw State  
2017 ..... Linebackers, Temple  
2018 ..... Defensive coordinator/linebackers, Temple  
2019-21 ..... Defensive coordinator/LBs, Georgia Tech  
**2022-pres. .... Defensive coordinator, Georgia Tech**





# TRAVARES TILLMAN

## DEFENSIVE BACKS/DEFENSIVE PASS GAME COORDINATOR

GEORGIA TECH, 2010 • 1ST SEASON AT GEORGIA TECH

[@COACH\\_TTILLMAN](#)

Travares Tillman, a Georgia Tech alumnus and 1999 football team captain, has returned to The Flats to join Tech's football coaching staff as defensive backs coach and defensive pass game coordinator, head coach Geoff Collins announced on Dec. 7, 2021.

Tillman returns to his alma mater after spending the past six seasons under the tutelage of Michigan State head coach and 2021 Big Ten Coach of the Year Mel Tucker. As Michigan State's cornerbacks coach in 2021, Tillman helped lead the Spartans to a 10-2 regular-season record, including a win over archrival, Big Ten champion and College Football Playoff participant Michigan, a No. 10 national ranking and a berth in the Chick-fil-A Peach Bowl.

"I'm excited to welcome Travares Tillman and his family – Kiki, Atticus, Harper and Saint – home to The Flats," Collins said. "Travares' familiarity and love for Tech, along with seven years of NFL playing experience and six years of coaching under one of college football's best defensive backs coaches in Mel Tucker, makes him an ideal fit to coach our defensive backs."

As a Georgia Tech defensive back from 1996-99, Tillman was a four-year letterwinner, three-year starter, two-time all-Atlantic Coast Conference selection and a member of the ACC's all-academic team. His 236 career tackles ranked fourth all-time among Georgia Tech defensive backs at the end of his collegiate career and still rank eighth in school history among DBs. He also had seven interceptions as a Yellow Jacket, including a team-high four as a sophomore in 1997. Tech won 30 games, claimed a share of the 1998 ACC championship and appeared in three bowl games in his four seasons on The Flats.

He went on to be selected in the second round of the 2000 National Football League Draft by the Buffalo Bills (No. 58 overall) and spent seven seasons in the NFL with the Bills, Houston Texans, Carolina Panthers and Miami Dolphins. He played in 74 games and made 29 starts over seven NFL seasons, and recorded 180 tackles, four interceptions and 15 passes defended. He played in Super Bowl XXXVIII (2003) as a member of the Carolina Panthers.

Tillman started under Tucker as a defensive graduate assistant (2016-17) and defensive quality control assistant (2018) at Georgia. As a graduate assistant, Tillman worked directly with Tucker in coaching UGA's safeties, while his quality-control duties included breaking down opponents and compiling weekly scouting reports. Georgia compiled a 32-10 record during Tillman's three seasons with the Bulldogs, including a trip to the CFP national championship game in 2017, when UGA had the nation's third-ranked pass defense.

Tillman went on to be a member of Tucker's first three staffs as a head coach, first at Colorado (2019 – defensive backs coach), then at Michigan State (2020 – senior defensive assistant; 2021 – cornerbacks coach).

He began his coaching career as defensive backs coach at Calvary Day School in Savannah, Ga. for four seasons (2012-15), helping lead the team to a 41-8 record, four state quarterfinal appearances, two state semifinals and a berth in the 2013 Georgia Class A-Private state championship game. He coached eight players that would earn college scholarships during his four seasons at the prep level. He also coached Calvary's track team for four seasons and served as assistant athletics director during his final two years at the school.

In 2013, Tillman was a recipient of the NFL's Bill Walsh Minority Coaching Fellowship and worked with the Philadelphia Eagles' defensive backs during training camp under head coach Chip Kelly.

Before embarking on his coaching career, Tillman returned to Georgia

Tech following his seven years in the NFL to complete coursework for his bachelor's degree in business management, which he earned in 2010.

"I'm proud and excited to return to my alma mater," Tillman said. "I am honored to be a part of a great lineage of defensive backs at Georgia Tech. I can't wait to get to work with Coach Collins and the rest of the defensive staff to help develop the next generation of successful DBs and play winning defense on The Flats."

A Lyons, Ga. native, Tillman graduated from Toombs County H.S., where he was a four-year letterwinner in football and basketball, and lettered twice in golf. He was named Georgia 3-A Defensive Player of the Year as a senior in 1995.

Tillman and his wife, Kiki, have three children: Atticus, Harper and Saint.

### THE TILLMAN FILE

#### PERSONAL

**Hometown** ..... Lyons, Ga.  
**Alma Mater** ..... Georgia Tech, 2010  
**Family** ..... wife: Kiki; children: Atticus, Harper and Saint

#### PLAYING EXPERIENCE (DB)

1996-99 ..... Georgia Tech  
 2000-01 ..... Buffalo Bills  
 2003 ..... Houston Texans  
 2003-04 ..... Carolina Panthers  
 2005-07 ..... Miami Dolphins

#### COACHING EXPERIENCE

2012-15 ..... Defensive backs, Calvary Day School  
 2013 ..... Bill Walsh Minority Coaching Fellowship, Philadelphia Eagles  
 2016-17 ..... Graduate assistant, Georgia  
 2018 ..... Defensive quality control, Georgia  
 2019 ..... Defensive backs, Colorado  
 2020 ..... Senior defensive assistant, Michigan State  
 2021 ..... Cornerbacks, Michigan State  
**2022-pres. .... Defensive backs/defensive pass game coordinator, Georgia Tech**





# DEL ALEXANDER

## WIDE RECEIVERS

SOUTHERN CALIFORNIA, 1995 • 1ST SEASON AT GEORGIA TECH

@DALEX3333

Del Alexander, a 23-year coaching veteran who spent the last five years tutoring wideouts at Notre Dame, is in his first season as Georgia Tech's wide receivers coach.

Alexander comes to Georgia Tech after spending the past five seasons as wide receivers coach at Notre Dame (2017-21). He helped lead the Fighting Irish to bowl games in each of his five years at Notre Dame, including two College Football Playoff appearances. While in South Bend, four wideouts under Alexander's tutelage were selected the National Football League Draft, including second-round pick Chase Claypool (2020) and third-round selection Miles Boykin (2019).

Prior to Notre Dame, Alexander spent five years at Arizona State (2012-16), including four seasons as passing game coordinator/wide receivers coach and one season as tight ends coach. The Sun Devils' offensive attack relied heavily on Alexander's wide receivers and tight ends with his wideouts accounted for as high as 57 percent of ASU's touchdowns and 61 percent of its total yardage in 2014. With Alexander at the helm of the aerial attack, Arizona State made three bowl games and had two NFL Draft picks, including third-round selection Jaalen Strong (2015). At ASU, Alexander worked closely with Georgia Tech offensive coordinator Chip Long, who served as the Sun Devils' tight ends coach from 2012-15.

Before joining the staff at Arizona State, Alexander coached wide receivers for five seasons at Wisconsin (2007-11), helping guide the Badgers to two Big Ten Championships and five bowl appearances (including back-to-back Rose Bowls in 2010-11). Wisconsin's offense rewrote the program's record book with Alexander on staff, passing for a school-record 3,280 yards in 2011 and amassing another top-five passing yardage total in 2009.

Alexander's career also includes stints as running backs coach/assistant special teams coordinator at San Diego (2005-06), recruiting coordinator/wide receivers at Oregon State (2003-04), and passing game coordinator/wide receivers/quarterbacks (2001-01) and wide receivers/quarterbacks (2002) at UNLV. He began his coaching career at Southern California as an assistant video coordinator (1995) before coaching tight ends as a graduate assistant (1996-97). He also spent a year as a senior offensive assistant for running backs with the San Diego Chargers (1999).

In total, he's helped lead teams to 17 bowl berths, including four trips to the Rose Bowl (1995 – USC; 2010-11 – Wisconsin; 2020 – Notre Dame), and two College Football Playoff berths.

Alexander played wide receiver for one season at West Los Angeles College in 1992 before finishing his career at Southern California (1993-94), where he graduated with a bachelor's degree in social sciences/history in 1995. He and his wife, Star, have three sons: J.D., Jalen and Drew.

### THE ALEXANDER FILE

#### PERSONAL

**Alma Mater** ..... Southern California, 1995  
**Family** ..... wife: Star; children: J.D., Jalen and Drew

#### PLAYING EXPERIENCE

1992..... WR, West Los Angeles College  
1993-94 ..... WR, Southern California

#### COACHING EXPERIENCE

1995..... Assistant video coordinator, Southern California  
1996-97 ..... Graduate assistant (tight ends), Southern California  
1998..... Wide receivers, UNLV  
1999..... Senior offensive assistant (running backs), San Diego Chargers  
2000-01 ..... Passing game coordinator (wide receivers, quarterbacks), UNLV  
2002..... Wide receivers/quarterbacks, UNLV  
2003-04 ..... Wide receivers/recruiting coordinator, Oregon State  
2005-06 ..... Running backs/assistant special teams coordinator, San Diego  
2007-11 ..... Wide receivers, Wisconsin  
2012-15 ..... Passing game coordinator/wide receivers, Arizona State  
2016..... Tight ends, Arizona State  
2017-21 ..... Wide receivers, Notre Dame  
**2022-pres. .... Wide receivers, Georgia Tech**



# MIKE DANIELS

## RUNNING BACKS

CINCINNATI, 2007 • 1ST SEASON AT GEORGIA TECH

[@MIKE\\_COACHD](#)

Mike Daniels, who helped the University at Buffalo rank among the nation's top-30 rushing offenses in 2021, was named running backs coach at Georgia Tech in December 2021.

"I'm thrilled to add Mike Daniels to our staff as running backs coach," Collins said. "He has put his players in positions for great success everywhere that he has coached, and I'm looking forward to him doing the same with our talented group of running backs here on The Flats. I'm excited to welcome Mike, Monica and their children to the Georgia Tech football family."

Called "fast-rising" and "well-regarded" by Football Scoop, Daniels brings a wide range of experience and a plethora of prior success with him to The Flats. Most recently, he served as the running backs coach at Buffalo, where the Bulls ranked 29th nationally in rushing offense with 195.4 yards per game in 2021. Three UB running backs – Dylan McDuffie, Ron Cook Jr. and Kevin Marks Jr. – ran for at least 400 yards each and combined for 1,903 rushing yards, 2,283 total yards from scrimmage and 21 touchdowns on the season. Leading the way was McDuffie, who rushed for 1,049 yards and 11 touchdowns under Daniels' tutelage in '21.

Prior to his arrival at Buffalo, Daniels spent four seasons as the head coach at Princeton H.S. in Cincinnati. At Princeton (his alma mater), Daniels helped turn around a program that had not made the state playoffs since 2007, compiling a 12-7 overall record in 2019 and 2020 and, in '19, leading the Vikings to their first postseason berth in 14 years.

From 2011-16, Daniels was in Georgia, first as the running backs coach (2011-12) and offensive coordinator (2013) at Statesboro H.S., then as wide receivers coach at Kennesaw State (2014-16). While at Statesboro, he helped lead the Blue Devils to a three-year record of 28-6 and three-straight state playoff appearances. He arrived at Kennesaw State and coached and recruited through a practice-only season in 2014, before helping lead the Owls to a 14-8 record over their first two seasons in 2015 and '16. Despite operating in a run-heavy, option-based offense at KSU, Daniels helped the Owls average 136.8 and 158.9 receiving yards per game in his two seasons with the program.

Daniels' coaching career started as tight ends coach at Alcorn State from December 2007-June 2008. He then moved to his alma mater, Cincinnati, where he was a graduate assistant under current LSU head coach Brian Kelly in 2008 and '09. In his two seasons as a G.A., he helped lead the Bearcats to consecutive Big East championships and New Year's Day bowl games (2009 Orange Bowl and 2010 Sugar Bowl), including a 12-0 regular season in 2009.

From Cincinnati, he went to Buffalo for his first stint as the Bulls' running backs coach in 2010.

His coaching career also includes time with the Cincinnati Bengals in 2020 as part of the National Football League's Bill Walsh Minority Coaching Fellowship program.

Daniels was a four-year letterwinner as a running back and wide receiver under head coaches Mark Dantonio and Kelly at Cincinnati from 2003-05 and 2007 (redshirted in 2006). He served as a team captain and earned UC's Jim Kelly Spirit Award as a senior in 2007. A multi-year member of the Bearcats' Academic Honor Roll, Daniels earned a bachelor's degree in criminal justice from Cincinnati in 2007.

Daniels and his wife, Monica, have two children: a son, Paris Johnson Jr., an offensive lineman at Ohio State, and a daughter, Sydney Johnson.

### THE DANIELS FILE

#### PERSONAL

**Hometown** ..... Cincinnati, Ohio  
**Education** ..... Cincinnati, 2007 (B.S. criminal justice)  
**Family** ..... wife: Monica; son: Paris Johnson Jr.; daughter: Sydney Johnson

#### PLAYING EXPERIENCE

2003-07 ..... RB/WR, Cincinnati

#### COACHING EXPERIENCE

2008 ..... Tight ends, Alcorn State  
 2009-09 ..... Graduate assistant, Cincinnati  
 2010 ..... Running backs, Buffalo  
 2011-12 ..... Running backs, Statesboro (Ga.) HS  
 2013 ..... Offensive coordinator, Statesboro (Ga.) HS  
 2014-16 ..... Wide receivers, Kennesaw State  
 2017-20 ..... Head coach, Princeton (Ohio) HS  
 2021 ..... Running backs/recruiting coordinator, Buffalo

**2022-pres. .... Running backs, Georgia Tech**



# LARRY KNIGHT

## DEFENSIVE LINE / DEFENSIVE RECRUITING COORDINATOR

CENTRAL MICHIGAN, 2010 • 4TH SEASON AT GEORGIA TECH

[@SIRKNIGHT95](#)

Larry Knight is in his fourth season as Georgia Tech's defensive line coach and defensive recruiting coordinator.

In his role as defensive recruiting coordinator, Knight has been instrumental in putting together three-consecutive highly ranked recruiting classes, including only the second top-25 class in Tech history in 2020 and the class with the second-highest percentage of four-star recruits in school history in 2022.

As defensive line coach, he has most notably overseen the development of Dijmon Brooks, who went from unrecruited walk-on to starter to an honorable-mention all-ACC performer in 2022. Knight has also played a big role in Georgia Tech ranking in the top 25 nationally in fumble recoveries each of the past two seasons. In 2021, Tech defensive linemen combined to force six fumbles and recover four, as the Yellow Jackets ranked 16th nationally and second in the ACC with 10 fumble recoveries in 10 games.

Knight came to Georgia Tech from Temple, where he was a member of head coach Geoff Collins' staff for two seasons (2017-18).

Knight held many roles at Temple, initially joining Collins' staff as a quality-control assistant for defense and recruiting in 2017, then being elevated to director of player personnel in February 2018 before being promoted once again to outside linebackers coach/defensive recruiting coordinator a month later. In 2018, he was part of a defensive staff that helped Temple rank among the top four teams nationally in defensive touchdowns (8 – first), forced turnovers (31 – third), fumble recoveries (13 – third) and interceptions (18 – fourth) and among the American Athletic Conference's top three teams in total defense (second), passing defense (second), three-and-outs (second) and scoring defense (third).

No stranger to the Atlanta area, Knight also spent two seasons as outside linebackers coach at Georgia State (2015-16). His resume also includes stints at Tennessee (2013-14) and Cincinnati (2011-12).

Prior to his successful two-year stint at Temple, Knight served as the outside linebackers coach at Georgia State in 2015 and 2016. In 2015, he helped coach the most-improved defense in NCAA Division I FBS, as the Panthers allowed 15 points per game less than they did the season prior to his arrival and earned their first-ever bowl bid.

Knight also spent a total of four seasons working under his collegiate head coach, Butch Jones, first at Cincinnati (2011-12), then at Tennessee (2013-14).

As a graduate assistant (2013) and quality-control assistant (2014) at Tennessee, he worked directly with the Vols' defensive linemen and linebackers, including all-Southeastern Conference selections Derek Barnett and Curt Maggitt, who combined for 21 sacks in 2014 (the third-most by any duo in the nation), and helped put together a pair of top-five-ranked recruiting classes.

As a graduate assistant at Cincinnati (2011-12), he helped lead the Bearcats to back-to-back Big East championships and bowl victories.

Among the notable student-athletes that he has mentored over the course of his career are Derek Wolfe and John Hughes at Cincinnati (second- and third-round NFL draft picks, respectively), Barnett at Tennessee (first-round NFL draft pick and Super Bowl LII champion with the Philadelphia Eagles) and Sam Franklin at Temple (the first player in TU history to record a "defensive cycle" with a tackle for loss, sack, forced fumble, fumble recovery and interception in the same game).

Knight was an all-Mid-American Conference defensive end at Central Michigan from 2006-09, where he racked up 123 career tackles, 25 tackles for loss and 13.5 sacks and helped CMU to three MAC titles, four

bowl berths and a No. 23 national ranking in 2009.

He earned a bachelor's degree in entrepreneurship and marketing from CMU in 2010.

### THE KNIGHT FILE

#### PERSONAL

**Hometown** ..... Augusta, Ga.  
**Education** ..... Central Michigan, 2010  
(B.S. entrepreneurship and marketing)

#### PLAYING EXPERIENCE

2006-09 ..... DE, Central Michigan

#### COACHING EXPERIENCE

2011-12 ..... Graduate assistant, Cincinnati  
2013 ..... Graduate assistant, Tennessee  
2014 ..... Quality control assistant (linebackers), Tennessee  
2015-16 ..... Outside linebackers, Georgia State  
2017 ..... Quality control assistant (defense/recruiting), Temple  
2018 ..... Outside linebackers/defensive recruiting coord./pro liaison, Temple

**2019-pres. .... Defensive line/  
def. recruiting coordinator, Georgia Tech**





# JASON SEMORE

## LINEBACKERS

ADAMS STATE, 2005 • 3RD SEASON AT GEORGIA TECH

[@COACH\\_SEMORE](#)

After helping lead Valdosta State to the 2021 NCAA Division II national championship game as defensive coordinator, veteran defensive coach Jason Semore has returned to Georgia Tech as linebackers coach in 2012.

Semore spent the 2019 and 2020 seasons at Georgia Tech as a defensive analyst, before being named the defensive coordinator at Valdosta State in 2021. In Semore's lone season at the helm of VSU's defense, the Blazers ranked among the top 20 nationally in defensive touchdowns (seventh – 4), pass defense (15th – 160.0 ypg), red-zone defense (15th – .673) and fumble recoveries (16th – 12). Valdosta State ranked among the top two in the Gulf South Conference – one of Division II's most competitive leagues – in 10 different defensive statistical categories, including scoring defense (second – 22.7 ppg), en route to a 12-2 overall record and national runner-up finish.

A 15-year coaching veteran at the collegiate level, Semore has had successful stints as a defensive coordinator at Valdosta State (2021), Montana (2016-17) and Colorado School of Mines (2014), as well as serving as the co-defensive coordinator at his alma mater, Adams State (2008-09).

In addition to his experience as a defensive coordinator, Semore's collegiate coaching career also includes three years as a defensive analyst under Collins at Tech (2019-20) and Temple (2018), a season as secondary coach and special teams coordinator before being promoted to defensive coordinator at Montana (2015), two seasons as a defensive assistant at Oklahoma State (2012-13), two seasons as outside linebackers coach at Tulsa (2010-11) and a season as secondary coach at Colorado School of Mines (2007). He began his coaching career as defensive coordinator at Round Valley H.S. in Springville, Ariz.

In Semore's two seasons as a defensive analyst at Georgia Tech, the Jackets ranked among the nation's top 40 in pass defense (207.7 ypg) and top 25 in red-zone defense (.774) in 2019 and ranked No. 2 nationally in fumble recoveries (12 in 10 games) and No. 25 in total takeaways (18 in 10 games) in 2020. In his lone season at Temple, the Owls ranked among the top four teams nationally in defensive touchdowns (first – 8), forced turnovers (third – 31), fumble recoveries (third – 13) and interceptions (fourth – 18).

Prior to joining Collins at Temple, Semore helped lead Montana to three-straight winning seasons and produced the Big Sky Conference's top-ranked defense as the Grizzlies' defensive coordinator in 2016 (349.0 ypg).

Other career highlights include a 10-2 season as defensive coordinator at Colorado School of Mines, bowl appearances in each of his four seasons at Oklahoma State and Tulsa and leading Arizona's Class 3A in total defense, scoring defense and pass defense in his lone season at Round Valley H.S.

Semore played collegiately at Adams State, where he was a linebacker from 2001-05 and earned a bachelor's degree in history, government and philosophy in 2005. He also has two master's degrees from the University of Phoenix (2007 – criminal justice) and the University of Tulsa (2012 – educational methods). He married his wife, Jessie, in 2019, and has two daughters, Paityn and Palmer, and a son, Decker.

### THE SEMORE FILE

#### PERSONAL

**Hometown** ..... Ganado, Ariz.  
**Alma Mater** ..... Adams State, 2005  
**Family** ..... wife: Jessie; children: Paityn, Palmer and Decker

#### PLAYING EXPERIENCE

2001-05 ..... LB, Adams State

#### COACHING EXPERIENCE

2006..... Defensive coordinator, Round Valley (Ariz.) HS  
 2007..... Secondary, Colorado School of Mines  
 2008-09 ..... Co-defensive coordinator/secondary/special teams coordinator, Adams State  
 2010-11 ..... Outside linebackers, Tulsa  
 2012-13 ..... Defensive assistant, Oklahoma State  
 2014..... Defensive coordinator, Colorado School of Mines  
 2015..... Secondary/special teams coordinator  
 2016-17 ..... Defensive coordinator, Montana  
 2018..... Senior defensive advisor, Temple  
 2019-20 ..... Defensive analyst, Georgia Tech  
 2021..... Defensive coordinator, Valdosta State

**2022-pres. .... Linebackers, Georgia Tech**







# CHRIS WEINKE

## QUARTERBACKS

FLORIDA STATE, 2000 • 1ST SEASON AT GEORGIA TECH

[@CHRISWEINKE16](#)

Heisman Trophy winner and seven-year National Football League veteran Chris Weinke is in his first season as Georgia Tech football's quarterbacks coach.

Weinke, who won the 2000 Heisman Trophy as a quarterback at Florida State and led the Seminoles to a national championship in 1999, is a 10-year coaching veteran with experience at the high school, college and National Football League levels. He most recently spent three seasons at Tennessee, as running backs coach (2018) and quarterbacks coach (2019-20).

In addition to his three seasons at Tennessee, Weinke's coaching resume includes a season as an offensive analyst at national champion Alabama (2017), two seasons as quarterbacks coach with the St. Louis/Los Angeles Rams (2015-16) and five seasons as the director of the IMG Football Academy (2010-14), including two seasons as head coach and offensive coordinator (2013-14).

In Weinke's first season as Tennessee's quarterbacks coach (2019), the Vols ranked 11th nationally and second in the Southeastern Conference in yards per completion (14.4 avg.), en route to an 8-5 record and Gator Bowl victory. Tennessee's passing offense improved by 13% over the year prior to Weinke becoming the quarterbacks coach.

Prior to his arrival at Tennessee, Weinke served under head coach Nick Saban and offensive coordinator/quarterbacks coach Brian Daboll (now the offensive coordinator for the Buffalo Bills) as an offensive analyst at Alabama. Also working closely with Alabama's offensive line coach Brent Key (now Georgia Tech's assistant head coach/offensive line coach/run game coordinator), Weinke was instrumental in a high-powered Crimson Tide offense that ranked No. 15 nationally and included quarterbacks Jalen Hurts and Tua Tagovailoa, who are now starting quarterbacks for the NFL's Philadelphia Eagles and Miami Dolphins, respectively. Alabama won the 2017 national title with a 26-23 overtime win over Georgia in the College Football Playoff championship game at Mercedes-Benz Stadium.

Before entering the college coaching ranks, Weinke spent two seasons as quarterbacks coach with the St. Louis/Los Angeles Rams, where he coached now-veteran NFL signal-callers Nick Foles, Case Keenum and Jared Goff. Keenum enjoyed great success under Weinke, throwing for more than 3,000 yards in just 14 starts, while Weinke also helped build the foundation for Goff's future success as the No. 1 draft pick's first NFL position coach.

Weinke began his coaching career as the director of football at IMG Academy in Bradenton, Fla. He launched IMG's football academy in 2010 and gained extensive experience training quarterbacks for the NFL Draft, including future Pro Bowlers Russell Wilson, Cam Newton, Teddy Bridgewater, Ryan Tannehill and Kirk Cousins.

With Weinke serving as IMG Academy's head coach and offensive coordinator in 2013 and 2014, the Ascenders went 19-2 and produced several NCAA Division I student-athletes, including Florida State quarterback Deondre Francois and Alabama running back Bo Scarbrough.

In addition to previously working with Key, Weinke worked with Georgia Tech offensive coordinator Chip Long when Long was an offensive analyst at Tennessee in 2020. Additionally, Weinke was teammates with Georgia Tech defensive backs coach Travares Tillman on the Panthers from 2003-04 and also recruited running back coach Mike Daniels' players when he was a high school head coach.

As a player, Weinke put together one of the best careers by a quarterback in college football history at Florida State from 1997-2000. He helped lead the Seminoles to four Atlantic Coast Conference

championships in his four seasons at FSU and still owns school records for passing yards (9,839), completions (650) and touchdown passes (79) in a career. His 14 300-yard passing games are tied for the most in FSU history. As a junior in 1999, he threw for 3,105 yards and 25 touchdowns while completing 61.5% of his passes en route to a perfect 12-0 record and a 46-29 Sugar Bowl win over Virginia Tech that gave FSU the national championship. As a senior in 2000, he passed for a school-record 4,167 yards and a then-record 33 touchdowns while completing 61.7% of his passes, en route to winning the Heisman Trophy, the Johnny Unitas Award and the Davey O'Brien Award.

Weinke went on to be selected in the fourth round of the 2001 NFL Draft and enjoyed a seven-year career with the Carolina Panthers (2001-06) and San Francisco 49ers (2007).

A three-sport star at Cretin-Derham Hall H.S. in St. Paul, Minnesota (football, baseball and ice hockey), Weinke was selected in the second round of the 1990 Major League Baseball Draft and spent six seasons as a corner infielder/outfielder in the Toronto Blue Jays organization from 1991-96. He hit 69 home runs, drove in 402 runs and stole 42 bases in 716 professional baseball games, including 164 at the triple-A level, before returning to Florida State to resume his collegiate football career.

A two-time member of the ACC's all-academic team, Weinke earned a bachelor's degree in sports management from Florida State in 2000. He has two children: a son, Carter, and a daughter, Mallory.

### THE WEINKE FILE

#### PERSONAL

**Hometown** ..... St. Paul, Minn.  
**Alma Mater** ..... Florida State, 2000  
**Family** ..... Children: Carter and Mallory

#### PLAYING EXPERIENCE

1997-2000 ..... QB, Florida State  
 2001-06 ..... QB, Carolina Panthers  
 2007 ..... QB, San Francisco 49ers

#### COACHING EXPERIENCE

2010-12 ..... Director of football, IMG Academy (Fla.)  
 2013-14 ..... Director of football/head coach/offensive coordinator, IMG Academy (Fla.)  
 2015-16 ..... Quarterbacks, St. Louis/LA Rams  
 2017 ..... Offensive analyst, Alabama  
 2018 ..... Running backs, Tennessee  
 2019-20 ..... Quarterbacks, Tennessee  
**2022-pres.** ..... **Quarterbacks, Georgia Tech**



**LEWIS CARALLA**  
**HEAD FOOTBALL STRENGTH  
 AND CONDITIONING COACH**  
 DEFIANCE, 2008  
 4TH SEASON AT GEORGIA TECH  
 @LEWISCARALLA

With 15 years of experience and having previously served as the head strength and conditioning coach for three different NCAA Division I FBS programs, Lewis Caralla joined Georgia Tech's football staff as head football strength and conditioning coach in 2019.

Even prior to coming on board head coach Geoff Collins' staff in 2019, Caralla was familiar with Georgia Tech, as he previously served as an assistant strength and conditioning coach for the Yellow Jackets in 2010-11, working with the Jackets' football program and directing the strength program for Tech's nationally ranked golf team.

Prior to his return to The Flats in '19, Caralla spent the 2018 season as the head strength and conditioning coach at Buffalo, where he was named Football Scoop's Strength Coach of the Year. In his lone season at Buffalo, Caralla helped turn around a team that went 8-16 over the previous two years into a squad that won the MAC East Division championship and earned the program's first bowl berth since 2013 (and third all-time).

Before his one season at Buffalo, Caralla was director of strength and conditioning at Louisiana-Lafayette (2016-17) and North Texas (2015). His career also includes stints as an assistant strength and conditioning coach at Michigan (2012-14), Mississippi State (2011) and Georgia Tech (2010-11), a graduate assistant at Mississippi State (2009-10) and an intern at Virginia (2008) and South Florida (2007). During his one season as a full-time assistant at Mississippi State in 2011, he worked on the Bulldogs' football staff with Collins, who was MSU's co-defensive coordinator.

Originally from Tarpon Springs, Fla., Caralla was a two-time all-conference running back at Defiance (Ohio) College, where he also earned academic all-conference accolades twice and graduated with a bachelor's degree in wellness and corporate fitness in 2008. He earned a master's degree in kinesiology from Mississippi State in 2010.

Caralla and his wife, Lori, have three children: Marshall, Ali and Ava.




**KARSON BLOCK**  
**PLAYER DEVELOPMENT COACH**  
 WASHINGTON STATE, 2020  
 2ND SEASON AT GEORGIA TECH

Karson Block is in his first season as a player development coach with Georgia Tech football. Before being promoted to his current position in 2022, he served as an intern under Georgia Tech football head strength and conditioning coach Lewis Caralla in 2021.

Block is a former defensive lineman who began his collegiate career at Saddleback (Calif.) College, where he had 106 tackles in two seasons and earned junior college all-America honors as a sophomore. He played his final two seasons at Washington State, where he appeared in 25-of-26 games over his junior and senior campaigns and helped lead WSU to 17 wins in two seasons, including an 11-2 overall record and No. 10 final national ranking as a junior in 2018. He earned a scholarship prior to his senior season in 2019 and went on to make seven starts.

A second-team academic all-Pac-12 honoree during his time at Washington State, Block earned a bachelor's degree in social sciences from WSU. He went on to begin his coaching career at Southwestern Minnesota State in 2020 before coming to The Flats in '21.



**SEAN BOYLE**  
**PLAYER DEVELOPMENT COACH**  
 TEMPLE, 2012  
 2ND SEASON AT GEORGIA TECH

Sean Boyle is in his second year as a player development coach for Georgia Tech football.

Boyle came to Georgia Tech in 2021 from Colorado State, where he spent 2020 as an assistant strength and conditioning coach. Prior to his one season at Colorado State, he was a graduate assistant strength and conditioning coach at his alma mater, Temple, for the 2019 season. He also has six years of experience as a private personal trainer and performance coach.

Boyle played collegiately at Temple from 2008-13, appearing in 36 games as an offensive lineman and helping lead the Owls to their first bowl berth in 30 years in 2009. He was a member of the Temple and Mid-American Conference academic honor rolls and was named to the Big East Conference all-academic team in 2012.

The brother of Georgia Tech football research and analytics coordinator Pat Boyle, Boyle earned two degrees from Temple – a bachelor's in kinesiology and exercise science in 2012 and a master's in kinesiology in 2014.



**THOMAS GORDON**  
**PLAYER DEVELOPMENT COACH**  
 MICHIGAN, 2013  
 2ND SEASON AT GEORGIA TECH

Thomas Gordon is in his second season as player development coach at Georgia Tech, working specifically with the Yellow Jackets' football program.

Gordon came to The Flats in 2021 after spending the previous three years as a performance coach at Performance 80 Fitness in Detroit, where he helped train some of the most talented athletes in the state of Michigan. He began his career in strength and conditioning after a four-year professional football playing career, beginning with two seasons with the New York Giants (2014-15), followed by a season with the Canadian Football League's Toronto Argonauts (2016).

Gordon played collegiately at Michigan, where he played in 47 games and made 38 starts at safety from 2010-13. He compiled 229 tackles, including 11.5 for loss and three sacks, to go along with six interceptions, four forced fumbles and four fumble recoveries over four seasons with the Wolverines.

He earned a bachelor's degree from Michigan in 2013.



**CHAD SMITH**  
**PLAYER DEVELOPMENT COACH**  
 CHATTANOOGA, 2006  
 1ST SEASON AT GEORGIA TECH

Chad Smith joined Georgia Tech football's strength and conditioning staff as a player development coach in 2022.

A 17-year strength and conditioning coaching veteran who has worked exclusively at the NCAA Division I level, Smith most recently spent the 2021 season as an assistant strength coach at Southern California. Prior

to his one season at USC, Smith was the director of football strength and conditioning at South Alabama for one season (2020) and the director of strength and conditioning at Florida International for seven years (2013-19), where he oversaw the strength training for all 14 of FIU's men's and women's sports.

He began his coaching career with internships at Chattanooga and South Florida, followed by three years as a graduate assistant at Memphis, where he worked with the Tigers' football, baseball and softball programs. His first full-time job came at Mississippi State, where he served as assistant strength and conditioning coach for three years (2009-11) and worked alongside current Georgia Tech head football strength and conditioning coach Lewis Caralla.

A Cleveland, Tenn. native, Smith was a three-year football letterwinner as a fullback at Chattanooga, where he earned a bachelor's degree in exercise science in 2006. He earned a master's degree in human movement sciences from Memphis in 2009.



**SCOTT WALLACE**  
**DIRECTOR OF FOOTBALL OPERATIONS**  
CALIFORNIA (PA.), 2011  
4TH SEASON AT GEORGIA TECH  
@SWALLACE\_DFO

Scott Wallace became Georgia Tech's director of football operations in 2019. In his role, Wallace directs day-to-day operations of the football program and is responsible for the overall management of the football budget, team travel, bowl game coordination and the @CoachCollins Football Camps. He also serves as the liaison between the football program and several areas within the Georgia Tech athletics department, including marketing, development, compliance, equipment and facility operations.

Wallace came to Georgia Tech from Temple, where he spent five seasons (2014-18), including the last four as director of football operations (the final two under Georgia Tech head coach Geoff Collins). Wallace began his stint at TU as the football program's coordinator of internal operations.

Wallace's professional career also includes stints at Delaware (assistant to the director of football operations – 2012-13) and his alma mater, California (Pa.), where he worked in the development department from 2010-11. He has also held roles with the Washington Wild Things minor-league baseball team and served as a high school basketball assistant coach.

After beginning his collegiate career at UMass, Wallace played quarterback and defensive back at California (Pa.) from 2009-11. He earned a bachelor's degree in sports management from the school in 2011.

Wallace and his wife, Starrie, have a son, Bryson, and the family has a dog, Tucker.



**JON BLAKE**  
**ASST. DIRECTOR OF FOOTBALL OPERATIONS**  
ARKANSAS, 2015  
1ST SEASON AT GEORGIA TECH

Jon Blake joined Georgia Tech's football staff as assistant director of football operations in February 2022.

Blake comes to The Flats after serving as assistant director of men's basketball administration at Arkansas since July 2021. Prior to being a part of the basketball staff at Arkansas, he spent more than five years in football operations at Arkansas (graduate assistant – 2016-18), with the National Football League's Miami Dolphins (staff assistant – 2019) and at Southern California (associate director – 2020).

Blake is a three-time graduate of Arkansas with a bachelor's degree in sports management (2015) and master's degrees in sports management (2017) and physical education teaching and coaching (2019). As an undergraduate at Arkansas, he worked in production for three years at KNWA-TV and Fox 24 News in Fayetteville, Ark. (2011-14) and spent one season with the Razorbacks' football video operations department (2014).



**PAT BOYLE**  
**FOOTBALL RESEARCH AND ANALYTICS COORDINATOR**  
TEMPLE, 2012  
4TH SEASON AT GEORGIA TECH  
@PAT\_BOYLEGT

Pat Boyle joined Georgia Tech's football staff in 2019 as football research and analytics coordinator. In his role, Boyle collects and analyzes data to assist in all aspects of the Yellow Jackets' football program, including practice- and game-planning, in-game strategy and recruiting.

Boyle came to The Flats from Temple, where he performed similar duties as a strategic specialist under head coach Geoff Collins in 2017-18. Prior to Collins' arrival at Temple in 2017, Boyle had spent the previous two seasons (2015-16) as a graduate assistant working in operations and strength and conditioning for the Owls while earning a master's degree in sports business. He also volunteered in TU's weight room during the 2014 campaign.

Boyle was a four-year letterwinner and two-year starter on the offensive line at Temple from 2008-11, earning first-team all-Mid-American Conference recognition as a senior in 2011. He also earned a slew of academic honors, including being named the 2012 PNC Male Student-Athlete of the Year, receiving the 2012 Owl Club Award and being a three-year member of TU's Athletic Director's Honor Roll. He was selected to play in the 2012 NFLPA Collegiate Bowl and played professionally for the Detroit Lions and Washington Redskins.

A Baltimore, Md. native, Boyle earned bachelor's (2012) and master's (2017) degrees from Temple. He married his wife, Ally, in June 2018 and they have a daughter, Brynn.



**JIM CHANEY**  
**SPECIAL ASSISTANT TO THE HEAD COACH**  
CENTRAL MISSOURI, 1985  
1ST SEASON AT GEORGIA TECH

Thirty-seven-year coaching veteran Jim Chaney joined Georgia Tech football's staff in 2022 as special assistant to head coach Geoff Collins.

Chaney most recently spent the 2021 season as an offensive analyst for the National Football League's New Orleans Saints. However, 34 of his 37 years in coaching have come at the collegiate level, including as offensive coordinator at Cal State Fullerton (1988-92), Purdue (2002-05), Tennessee (2009-12; 2019-21), Arkansas (2013-14), Pitt (2015) and Georgia (2016-18). His coaching resume also includes stints at Western Michigan, Wyoming and with the NFL's St. Louis Rams. He served as Tennessee's interim head coach in 2012. During his second stint at Tennessee, he worked with current Georgia Tech offensive coordinator Chip Long and quarterbacks coach Chris Weinke.

Chaney played collegiately as a defensive lineman at Central Missouri. He graduated from UCM in 1985 with a bachelor's degree in physical education.

**WILL GLOVER****QUALITY CONTROL SPECIALIST/  
OFFENSE**

CLAYTON STATE, 2009  
4TH SEASON AT GEORGIA TECH  
**@COACHGLOVER\_GT**

Former Georgia Tech football standout Will Glover returned to The Flats in 2019 as an offensive quality control specialist.

One of the most successful wide receivers in Georgia Tech history, Glover returned to Atlanta after spending the previous four seasons as wide receivers coach at Bethune-Cookman (2015-18). In his four seasons at B-C, he coached a pair of all-Mid-Eastern Athletic Conference wideouts, including first-team honoree Jawill Davis, who went on to sign a free-agent contract with the NFL's New York Giants. His coaching career also includes two seasons at UCF, first as an offensive quality control assistant in 2013, then as a graduate assistant in 2014. In his two seasons at UCF, the Knights produced three receivers that would go on to play in the NFL, including first-round draft pick Breshad Perriman (2015 – Baltimore Ravens).

As a student-athlete at Georgia Tech (1999-2002), Glover caught 122 passes for 1,316 yards for the Yellow Jackets, which still rank sixth and 13th in program history, respectively. The Jackets made four bowl appearances in his four seasons and ranked No. 1 in the country in total offense during his freshman campaign (509.0 ypg in 1999). His time as a student-athlete at Tech coincided with head coach Geoff Collins' first tenure with the Yellow Jackets, as a graduate assistant in 1999-2000, then as tight ends coach in 2001. Glover went on to sign as a priority free agent with the National Football League's New York Jets in 2013.

The Tampa, Fla. native earned a bachelor's degree in marketing from Clayton State in 2009. He and his wife, Dr. Rosalind Glover, have two daughters: Ariyah and Amirah.

**ANTHONY PARKER****ANALYST/DEFENSE**

TENNESSEE, 2008  
4TH SEASON AT GEORGIA TECH  
**@COACH\_AP\_GT**

Former All-American Anthony Parker joined Georgia Tech's football staff as a defensive analyst in 2019.

Parker came to The Flats after three seasons as the offensive line coach at Norfolk State (2015-17). His coaching career also includes stints as an offensive quality control assistant at his alma mater, Tennessee (2013-14), and an offensive graduate assistant at Mississippi State (2011-12) and Morgan State (2009-10). At Mississippi State, he served on the same staff as current Georgia Tech head coach Geoff Collins, who was MSU's co-defensive coordinator in '11-12.

Parker helped Mississippi State reach two bowl games in his two seasons with the Bulldogs and helped lift Tennessee to a berth in the TaxSlayer Bowl following the 2014 season.

He was a four-year letterwinner and three-year starter on the offensive line at Tennessee from 2005-08, primarily at guard. He earned second-team Associated Press All-America recognition as a junior in 2007 and was a two-time all-Southeastern Conference selection (first-team in 2007, second-team in 2008).

A Jonesboro, Ga. native, Parker earned a bachelor's degree in political science and sociology from Tennessee in 2008.

**J.B. HALL, JR.****ANALYST/SPECIAL TEAMS**

ADAMS STATE, 2013  
1ST SEASON AT GEORGIA TECH

J.B. Hall Jr. is in his first season as special teams analyst at Georgia Tech.

A nine-year NCAA Division I coaching veteran, Hall comes to The Flats from Idaho State, where he served as safeties coach and assistant special teams coordinator for three seasons (2019-21).

He has spent seven of his nine seasons as a coach in the Big Sky Conference. In addition to his three seasons at ISU, he also coached cornerbacks at Montana (2015-17) and Sacramento State (2018). During his three seasons at Montana, he coached with current Georgia Tech linebackers coach Jason Semore, who was the Grizzlies' special teams coordinator in 2015 and defensive coordinator in 2016-17. They helped lead Montana to a berth in the NCAA Division I FCS playoffs in 2015.

Hall began his coaching career as a defensive graduate assistant at Colorado from 2013-14.

He was a wide receiver at Adams State from 2008-12, with Semore serving as the Grizzlies' special teams coordinator for the first two seasons of Hall's collegiate playing career.

Hall and his wife, Marissa, have three children: Tre, McKenna and Maya

**NATHAN BROCK****GRADUATE ASSISTANT**

OHIO STATE, 2020  
2ND SEASON AT GEORGIA TECH  
**@NATEBROCK50**

Nathan Brock is in his second season as a graduate assistant coach at Georgia Tech. He works primarily with the Yellow Jackets' offensive linemen.

Brock came to Georgia Tech from Ohio State, where he was an offensive lineman for the Buckeyes for five seasons (2016-20). He graduated from Ohio State in December 2020 with a bachelor's degree in communications analysis and practices.

The Powell, Ohio native graduated from Olentangy Liberty H.S., where he played football for four years and basketball for two years.

**ALEC BROWN****GRADUATE ASSISTANT**

AUBURN, 2017  
2ND SEASON AT GEORGIA TECH  
**@COACHALECBROWN**

Alec Brown is in his second season as a graduate assistant coach at Georgia Tech. Brown, who works closely with the Yellow Jackets' linebackers, owns five years of coaching experience.

Brown came to Georgia Tech from Louisiana-Monroe, where he spent the spring of 2021 as a graduate assistant on head coach Terry Bowden's initial ULM staff. Prior to his brief stint at ULM, Brown served one year (2020) as a defensive quality control coach at Eastern Kentucky. His collegiate coaching experience also includes one season (2019) as a graduate assistant and outside linebackers coach at Murray State.

Prior to joining the collegiate coaching ranks, Brown spent two seasons at the high school level in Alabama — first as the varsity defensive line



coach and junior varsity head coach/defensive coordinator at Loachapoka High School in 2017, then as varsity defensive line coach, special teams coach and junior varsity defensive coordinator at Pinson Valley High School in 2018. In his lone season at Pinson Valley, he helped the Indians capture the Alabama 6-A state championship.

Brown played two seasons (2014-15) as a defensive end/outside linebacker at Auburn, where he earned a bachelor's degree in history with a minor in kinesiology in 2017. He was a member of the Southeastern Conference Academic Honor Roll in 2014 and '15.



**TOMMY GERHARD**  
**GRADUATE ASSISTANT**  
 WITTENBERG, 2018  
 1ST SEASON AT GEORGIA TECH  
**@COACHTGERHARD**

Tommy Gerhard is in his first season as a graduate assistant coach at Georgia Tech. He works primarily with the Yellow Jackets' tight ends.

Gerhard came to Georgia Tech in 2022 from Tulane, where he served as an offensive graduate assistant in 2021 under offensive coordinator Chip Long, who now holds the same position at Tech, and offensive line coach Chris Watt in 2021.

Prior to Tulane, Gerhard served also served as a graduate assistant for two seasons at Miami (Ohio), where he worked under co-offensive coordinator/offensive line coach George Barnett and helped lead the RedHawks to the 2019 Mid-American Conference championship.

A Dayton, Ohio native, Gerhard was a four-year letterwinner as an offensive lineman at Wittenberg University. He graduated from Wittenberg in 2019 with a bachelor's degree in business marketing.



**KENNY LUCKY**  
**GRADUATE ASSISTANT**  
 OHIO, 2017  
 1ST SEASON AT GEORGIA TECH  
**@COACHKENLUCKY**

Kenny Lucky is in his first season as a graduate assistant coach at Georgia Tech. He works primarily with the Yellow Jackets' defensive backs.

Lucky brings several years of coaching experience to The Flats, including as the cornerbacks coach at Dayton (2018), outside linebackers coach at Morehead State (2019), defensive backs coach at Southern Arkansas (2020) and a defensive quality control assistant at Akron (2021). He also served as a graduate assistant at his alma mater, Ohio, in 2017, after previously spending four years as a student assistant with the Bobcats. Prior to joining the Georgia Tech staff, Lucky was also a coach at the National Playmakers Academy in Chattanooga, Tenn.

A Dayton, Ohio native, Lucky earned a bachelor's degree in creative writing from Ohio in 2017 and a master's in coaching education from OU in 2019.



**KENYATTA WATSON**  
**DIRECTOR OF SCOUTING AND PRO LIAISON**  
 BOSTON COLLEGE, 1996  
 1ST SEASON AT GEORGIA TECH

Kenyatta Watson, a nationally regarded talent evaluator with deep ties to the Atlanta metro area and the state of Georgia, joined Georgia Tech

football's staff as director of scouting and pro liaison on March 28, 2022.

Watson comes to The Flats from Atlantic Coast Conference rival Florida State, where he served as the Seminoles' director of player relations for the past nine months. In his role at Georgia Tech, he will be heavily involved in the Yellow Jackets' recruiting efforts, evaluating both high school student-athletes and those that have entered the NCAA Transfer Portal. He will also oversee Tech's relationships with professional football scouts.

Prior to joining Florida State's staff in July 2021, Watson spent more than a decade developing youth and high-school football talent in the Atlanta metro area. Most notably, from 2014-18, he served as director of football operations and recruiting for the ultra-successful football program at nearby Grayson H.S. (Loganville, Ga.). During his five years at Grayson, he helped nearly 120 football student-athletes earn collegiate scholarships.

Additionally, he has served as coordinator for the Under Armour Middle School All-American Game and the UA Next Middle School Camp Series, as well as director of the adidas Middle School Showcase, the Rivals NextGen Showcase, MVP Middle School Showcase and Elite Talent Middle School Football Showcase. His vast resume also includes developing and overseeing the Coach K Middle School Showcase for top sixth-through-eighth graders from across the country in 2017 and founding the Gwinnett Chargers youth football organization in 2010, a nationally prominent program that featured nearly 500 players by its third year.

Watson was a wide receiver/return specialist at Boston College from 1993-96. He caught 93 passes for 1,215 yards, amassed a total of 2,252 return yards and scored eight total touchdowns over the course of 40 games at BC. He remains one of the top punt returners in Big East Conference history, ranking among the league's top 10 all-time with 84 punt returns (second), 816 punt-return yards (sixth) and two punt-return touchdowns (ninth). He led the Big East and ranked second nationally with two punt-return touchdowns as a junior in 1995.

A Deerfield Beach, Fla. native, Watson earned a bachelor's degree in communications with a minor in marketing from Boston College in 1996. His son, Kenyatta II, is a redshirt-sophomore defensive back at Georgia Tech.



**THOMAS GUERRY**  
**DIRECTOR OF PLAYER PERSONNEL**  
 MISSISSIPPI STATE, 2008  
 4TH SEASON AT GEORGIA TECH  
**@THOMASGUERRY**

Thomas Guerry was promoted to Georgia Tech football's director of player personnel in 2022. He originally joined the Yellow Jackets in 2019 as an associate director of player personnel.

Guerry, who spent the previous fifteen years at Power Five conference programs, came to The Flats after five seasons as director of recruiting operations for football at ACC rival Virginia Tech (2014-18). At Virginia Tech, he coordinated on campus recruiting, oversaw summer camps and managed day-to-day recruiting operations. Guerry was also instrumental in improving the program's digital media and graphic design presence within recruiting.

Prior to Virginia Tech, Guerry spent four seasons at Georgia, first in football operations (2010), then as a football recruiting assistant (2011-2013). At Georgia, he assisted with player personnel, on campus recruiting, and social media efforts.

Before his arrival at Georgia, Guerry worked five seasons within the athletic department at Mississippi State as a student manager and trainer (2005-2010).

A Canton, Mississippi native, Guerry attended Mississippi State, where he earned a degree in business administration in 2008 and an MBA with a minor in sport administration in 2010. He and his wife, Amanda, live in Atlanta with their son, Ayden, and dog, Georgia Lane. Amanda is an academic coordinator on Georgia Tech athletics' student services staff.



**KYLER GLOVER**  
**DIRECTOR OF**  
**ON-CAMPUS RECRUITING**  
 SOUTH CAROLINA, 2019  
 1ST SEASON AT GEORGIA TECH  
 @KYLERGLOVER

Kyler Glover joined Georgia Tech's football staff as director of on-campus recruiting in February 2022.

Glover came to Tech after serving in the same role at Tennessee during the 2021 season, facilitating official visits and managing communication between coaches and prospective student-athletes. Prior to her one season with the Vols, she spent two years (2019-21) as a recruiting and operations specialist at her alma mater, South Carolina.

Glover graduated from South Carolina in 2019 with a bachelor's degree in sports and entertainment management. As a student, she was an intern in South Carolina athletics' marketing office. After graduating from South Carolina, she briefly served as a postgraduate athletics marketing and development intern at Charleston Southern before returning to her alma mater as a full-time member of the football staff in August 2019. In addition to her internships at South Carolina and Charleston Southern, she also served as a summer football operations intern for the Cam Newton Foundation in Atlanta during the summer of 2018.



**BROOKS BARRINEAU**  
**ASSOC. DIRECTOR/**  
**PLAYER PERSONNEL**  
 CLEMSON, 2020  
 1ST SEASON AT GEORGIA TECH  
 @BARRINEAUBROOKS

Brooks Barrineau was named Georgia Tech football's associate director of player personnel in May 2022. In his role, he assists with all aspects of the Yellow Jackets' recruiting operations.

Barrineau was promoted to associate director of player personnel after 15 months as an player personnel intern at Georgia Tech. Prior to his arrival at Tech in February 2021, Barrineau attended Clemson, where he was a student assistant in the Tigers' football recruiting office. While at Clemson, he also served as a student assistant with the Tigers' baseball program and was a volunteer at the 2019 NFL Draft.

Barrineau attended nearby Kennesaw State for two years before transferring to Clemson, where he was a dean's list student and earned a bachelor's degree in parks, recreation, tourism and management.



**KATIE MEYERS**  
**SOCIAL MEDIA SPECIALIST**  
 UCLA, 2015  
 1ST SEASON AT GEORGIA TECH  
 @KATIE\_MEYERS

Katie Meyers is in her first year as a social media specialist with Georgia Tech football's program.

A skilled photographer and videographer with a wealth of experience delivering student-athlete focused content across all platforms, Meyers came to The Flats after having previously spent seven years in creative roles at UCLA, Notre Dame, Pitt and Tulane.

She came to Tech from Tulane, where she spent the 2021 season as the Green Wave's director of football creative. Prior to her one season in New Orleans, she spent a short stint as a social media strategist at Pitt, which was preceded by three years (2017-20) as director of social media/student-athlete advancement at Notre Dame. At Notre Dame, she was

nominated for two local Emmy awards for student-athlete features that she helped produce.

Meyers began her creative career at her alma mater, UCLA, where she spent two years as a social media assistant and photo services manager, developing social media content and strategies for all 26 of the Bruins' varsity sports.

As an undergrad, she served as a primary photographer for the UCLA Daily Bruin. She graduated from UCLA in 2015 with a bachelor's degree in arts and a minor in film/television. She earned a master's degree in sports administration from Ohio in 2022.



**DR. ANGELO GALANTE**  
**ASSOCIATE A.D./SPORTS MED./**  
**CHIEF MEDICAL OFFICER**  
 HEIDELBERG, 1985  
 26TH SEASON AT GEORGIA TECH

Angelo Galante, M.D., head team physician for Georgia Tech football since 1997, was named Tech's first-ever associate athletics director for sports medicine/chief medical officer in 2018.

In his role, Dr. Galante oversees all of Georgia Tech athletics' medical services for student-athletes. He has provided medical care for Georgia Tech student-athletes as team physician, as well as all GT students as a staff physician at the Institute's Stamps Health Services center, since his arrival at Tech in '97.

Prior to coming to Atlanta, Galante served as team physician for the Canisius College ice hockey program (1994-97), the Buffalo Blizzard (professional indoor soccer - 1994-97) and the Buffalo Stampede (professional roller hockey - 1994-95), while also practicing as a family and primary care orthopedic/sports medicine provider in his hometown of Buffalo, N.Y.

Galante was a soccer student-athlete at Heidelberg (Ohio) College, where he graduated with honors in 1985. He went on to attend medical school at Albany (N.Y.) Medical College and served a family practice residency at the University at Buffalo (1990-93) and a sports medicine fellowship at the Hughston Sports Medicine Clinic in Columbus, Ga. (1993-94).

Galante and his wife, Danielle (also from Buffalo), have three children: Faustino, Francesco and Giuliana.



**MARK SMITH**  
**HEAD FOOTBALL**  
**ATHLETIC TRAINER**  
 SUNY-BROCKPORT, 2010  
 12TH SEASON AT GEORGIA TECH

Mark Smith is in his 12th overall season as a member of Georgia Tech's sports medicine staff and his third year as the Yellow Jackets' head football athletic trainer. In his role, he oversees the day-to-day care of Georgia Tech's football student-athletes.

He was promoted to head football athletic trainer in 2018 following the retirement of longtime head athletic trainer Jay Shoop.

Smith, who served as a graduate assistant athletic trainer at Georgia Tech from 2010-12, returned to The Flats as an assistant athletic trainer in 2013, following a short stint in the same role at Georgia State. Prior to his time at Georgia State, he completed a year-long internship with the Buffalo Bills.

During his two years as a G.A. at Tech, his duties consisted primarily of working with swimming and diving and assisting with football.

His professional experience also includes a summer internship with the Pittsburgh Steelers in 2010.

Smith is a NATABOC certified athletic trainer and a member of

the National Athletic Trainers' Association, Southeast Athletic Trainers' Association, the Georgia Athletic Trainers' Association and he is licensed by the state of Georgia as an athletic trainer.

A native of Rochester, N.Y., Smith earned his bachelor's degree in athletic training from The College at Brockport, a State University of New York in 2010.

He is married to the former Ashley Reid. The couple has two children, Brady and Remy.



**LEAH THOMAS**  
**ASSISTANT A.D./ STUDENT-ATHLETE DEVELOPMENT**  
 CHATTANOOGA, 1999  
 19TH SEASON AT GEORGIA TECH  
**@GTSPRNTNUTRITION**

Leah Thomas is Georgia Tech's assistant athletics director for student-athlete development and sports nutritionist for the Yellow Jackets' football program.

A member of the Georgia Tech athletics staff since 2003, she came to The Flats as director of nutrition in 2003 and became the director of total person support services and sports dietitian in 2008. She was promoted to assistant A.D. in 2018.

As Georgia Tech's sports nutritionist, she conducts nutrition counseling and develops meal plans for optimal health and performance for student-athletes. Additionally, she supplies and maintains the supply of extra supplements and snacks that the student-athletes rely on daily.

In addition to her work at Georgia Tech, Leah has authored a chapter in the fourth edition of Sports Nutrition: A Guide for the Professional Working with Active People. She also writes a monthly nutrition column for "Wingfoot", an Atlanta Track Club publication, and has led nutrition education sessions for professional athletes, including as a presenter for the Atlanta Falcons' rookie education program, Falcons U. She is a board-certified specialist in sports dietetics by the American Dietetic Association and is the Atlantic Coast Conference's representative to the Collegiate Professional Dietitians Association (CPSDA). In 2019, she was named a finalist for the Atlanta Business Chronicle's Health Care Heroes awards.

Thomas also supervises Georgia Tech's Total Person Program, which provides student-athletes with enrichment sessions, community service projects, sports vision services, counseling services, physiology testing and sports nutrition. Additionally, she serves as the advisor to Tech's Student-Athletic Advisory Board.

A 1999 graduate of the University of Tennessee at Chattanooga with a bachelor's degree in nutrition, she was a top cross country and track competitor for the Mocs. Thomas earned her master's degree in exercise science from Georgia State in 2003. A registered dietitian, she became a board-certified specialist in Sports Dietetics by the American Dietetic Association in 2006.

The Oak Ridge, Tenn., native is a member of the Atlanta Track Club and was a 2004 U.S. Olympic Marathon Trials qualifier and competitor. She and her husband Dwight have three children: Mazie Ruth, Bowen and Marney.



**PUNT WINDHAM**  
**ASSISTANT EQUIPMENT MANAGER**  
 GEORGIA TECH, 1994  
 20TH SEASON AT GEORGIA TECH

Georgia Tech alumnus Punt Windham is in his 20th season as assistant equipment manager at his alma mater.

Windham, a certified equipment manager, conducts the day-to-day operations of the football equipment room, including handling and ordering

equipment and uniforms, maintenance of equipment and travel logistics. He has been in a full-time role at his alma mater since 2003.

Prior to his return to The Flats, Windham spent eight years at the University of Texas (1995-2002), where he served as the Longhorns' head baseball equipment manager and assistant football equipment manager. He was a part of two College World Series appearances at Texas (2000 and 2002), with the Longhorns winning the national championship in '02.

A Lilburn, Ga., native, Windham graduated from Georgia Tech in 1994 with a bachelor's degree in industrial engineering. He was a student manager for the Yellow Jackets' football team during his time as an undergrad, which included Tech's fourth national championship in 1990.

Windham and wife, Kim, were married in 2010.



**KANE IVERS-OSTHUS**  
**ASSISTANT EQUIPMENT MANAGER**  
 FLORIDA, 2016  
 4TH SEASON AT GEORGIA TECH  
**@KANEIVERS**

Kane Ivers-Osthus joined Georgia Tech's athletics equipment staff in 2019. He works directly with the Yellow Jackets' football program.

Georgia Tech is the fourth program that Ivers-Osthus has worked at with head coach Geoff Collins. Ivers-Osthus came to The Flats after two seasons with Collins at Temple. He arrived at Temple in January 2017 as a graduate assistant and was promoted to a full-time assistant equipment manager just five months later.

Prior to joining Collins at Temple, Ivers-Osthus was a student at Florida, where he served as a scholarship student equipment manager for three seasons (2014-16), the final two while Collins was the Gators' defensive coordinator.

In addition to his stints at Georgia Tech, Temple and Florida, the Melbourne, Fla. native also interned in the multimedia department of the New York Collegiate Baseball League's Rome Generals.

Ivers-Osthus is a cancer survivor, having overcome acute promyelocytic leukemia, an aggressive and rare form of blood cancer, during his time at Temple.



**TODD MCCARTHY**  
**ASSISTANT A.D./ VIDEO OPERATIONS**  
 VCU, 1992  
 25TH SEASON AT GEORGIA TECH  
**@GTJACKET442**

Todd McCarthy is in his 25th season at Georgia Tech. He was promoted to assistant athletics director for video operations in 2017.

McCarthy, who joined the Tech staff in 1998, handles all practice, game and opponents' video for the football coaching staff while also overseeing the Yellow Jackets' video operations.

McCarthy is a five-time winner of the ACC Video Director of the Year Award (2001, 2003, 2004, 2009 and 2010) and, in 2005, Georgia Tech's video department received the SAVVY Award from the Collegiate Sports Video Association for the nation's top highlight video.

Prior to coming to The Flats, McCarthy spent two years as director of sports video at Pittsburgh (1996-98) and three years (1993-96) in the same capacity at Richmond. He also worked two years as a videographer and editor in the sports department at WRIC-TV, the ABC affiliate in Richmond, Va.

McCarthy earned his bachelor's degree in broadcast communications from Virginia Commonwealth University in 1992. A Richmond, Va. native, McCarthy is married to the former Elizabeth Knupp and they have three children — son Nicholas, born in 2012, and twins, son Micheal and daughter Madison, born in 2016.

**CHRIS BREEN****ASSISTANT A.D./  
ACADEMIC SERVICES**

FORDHAM, 2002  
12TH SEASON AT GEORGIA TECH  
**@CBREEZY44**

Chris Breen came to The Flats in 2011 as assistant director of academic services, was promoted to director of academic services in 2014 and earned the title of assistant athletics director in 2016.

Under Breen's direction, Georgia Tech football's most recent multi-year NCAA Academic Progress Rate (APR) is a lofty 978, 10 points above the national average and the fourth-highest APR in program history, behind only the 983 scores it achieved in 2014-15 and 2015-16 and the 980 score that it achieved in 2017-18. In 2016, Tech football earned an NCAA Public Recognition Award for having an APR that ranked in the top 10 nationally among all FBS programs.

Breen came to Tech after five years as associate director of academic support for student-athletes at Seton Hall, working specifically with the Pirates' men's basketball program. Breen received Seton Hall's President's Award for Student Service in May 2010.

Breen earned a bachelor's degree in business administration in 2002 from Fordham, where he played linebacker and was captain of the Rams' football team as a senior in 2001.

Following his graduation, he coached linebackers for two seasons at Fordham and helped his alma mater win the 2002 Patriot League.

He earned a master's degree in student counseling and personnel services from Manhattan College in 2006.

Breen and his wife, Lauren, have a son, Caden.

**LANCE MARKOS****ASSOCIATE A.D./  
COMPLIANCE**

VIRGINIA, 1997  
7TH SEASON AT GEORGIA TECH

Associate athletics director for compliance Lance Markos came to Georgia Tech in 2016 after spending the previous year as the senior director of compliance at the University of Kansas.

In his current role, Markos oversees the day-to-day operations of the Georgia Tech compliance office.

At Kansas, he monitored all recruiting, awards and benefits and playing and practice seasons activities for the majority of the Jayhawks' 17 sports.

Prior to his one-year stint at Kansas, he spent the first 12 years of his professional career at the University of North Carolina, including 11 years as the Tar Heels' director of compliance. Among his duties at North Carolina were oversight of all activities related to recruiting and initial eligibility, working directly with the ACC on interpretative inquiries and other general matters regarding daily operations, serving as a liaison between UNC coaches and the University's admissions office and integrating the registrar's office into the department's eligibility certification process.

Markos attended the University of Virginia, where he graduated with a B.A. in history (religious studies minor) in 1997. He earned a master's degree in sport administration from North Carolina in 2004.

**MIKE FLYNN****ASSISTANT A.D./  
COMMUNICATIONS AND P.R.**

MIAMI UNIVERSITY, 2001  
7TH SEASON AT GEORGIA TECH  
**@MFLYNNGT**

Mike Flynn has served as Georgia Tech's assistant athletics director for communications and public relations since June 2016.

In his role, Flynn oversees the day-to-day operation of Georgia Tech athletics' communications and public relations office, which publicizes the Yellow Jackets' 17 sports. He serves as the primary communications contact for Georgia Tech football, is the athletics department's chief spokesperson and is a member of the department's senior staff.

Flynn came to The Flats in 2016 after 13 years at Appalachian State. He arrived at the Boone, N.C. university in 2003 as an assistant sports information director and was promoted to director in 2004 and assistant athletics director in 2006.

During his tenure at App State, he managed all communications and publicity for the Mountaineers' football program, including an ultra-successful move to NCAA Division I FBS and the Sun Belt Conference (winning 11 games and the Raycom Media Camellia Bowl in their first full-fledged season as a member of FBS in 2015), three consecutive NCAA Division I FCS national championships (2005-07) and a historic win over the University of Michigan in 2007. He also directed communications for App State's baseball program, including a 41-win campaign in 2012 that saw the Mountaineers come within three victories of earning the school's first-ever College World Series berth.

Administratively, he was a member of Appalachian State athletics' senior management team.

Prior to his arrival at App State, Flynn was a member of the sports information staffs at TCU (2001-03) and Miami University (1999-2001). He received a bachelor's degree in speech communications from Miami (Ohio) in 2001 and a master's in advertising/public relations from TCU in 2003.

Born in Elizabeth, N.J., and raised in Columbus, Ohio, Flynn and his wife, Erin, have two daughters: Kellan and Annie.

**DONIELLE WHITE****ASSISTANT A.D./MARKETING  
AND FAN EXPERIENCE**

XAVIER, 2011  
2ND SEASON AT GEORGIA TECH  
**@DONIELLE\_22**

Donielle White, who boasts experience as an NCAA student-athlete, coach and administrator, joined Georgia Tech athletics' staff as assistant athletics director for marketing and fan experience in May 2021.

White came to The Flats from the University of Cincinnati, where she served as director of marketing and fan experience from November 2019-May 2021. In her role at Cincinnati, she oversaw the development and execution of marketing strategies and gameday presentation for the Bearcats' nationally ranked football program, as well as their women's basketball and baseball teams. She led a restructure of UC's sales and marketing strategies for women's basketball in 2019, which helped increase ticket sales by 70% and home attendance by 69%.

Prior to Cincinnati, White spent three-and-a-half years at Vanderbilt, first as assistant recruiting director for the Commodores' football program (2016-17), then as the athletics department's assistant director of marketing. At Vanderbilt, she led all on-field gameday presentation efforts for football and oversaw all in-venue marketing efforts for the Commodores' women's basketball, soccer and lacrosse programs.

A Cincinnati native, White was a four-year soccer student-athlete at



Xavier (2007-10), where she played defense and midfield and was a two-time member of the Big East commissioner's honor roll. She got her professional start in collegiate athletics at Valdosta State, where she served as a women's soccer graduate assistant coach for two seasons (2014-15).

White is a member of the Women Leaders in College Sports. She served as staff liaison to the Black Student-Athlete Association and a member of the diversity subcommittee during her time at Cincinnati.

She earned a bachelor's degree in middle childhood education from Xavier in 2011 and a master's in higher education leadership from Valdosta State in 2016. She is currently pursuing an MBA from Cincinnati.



**SIMIT SHAH**  
**ASSISTANT A.D./**  
**SPECIAL PROJECTS**  
 GEORGIA TECH, 1999  
 11TH SEASON AT GEORGIA TECH  
 @SIMIT\_SHAH

Simit Shah, a member of Georgia Tech's athletics staff since 2012, serves as Tech's assistant athletics director for special projects. In his role, he oversees various external initiatives for the athletics department, particularly within the football and men's basketball programs. He also oversees Georgia Tech athletics' name, image and likeness initiatives.

Shah moved to his current role in 2019, after previously having served as Georgia Tech's assistant athletics director for brand and ideation from 2017-19. Prior to being promoted to assistant A.D., he spent five years (2012-17) as a digital consultant for Georgia Tech athletics.

Prior to joining Tech's athletics staff, Shah spent 13 years at CNN/Turner, serving as the director of web operations and development for CNN.com. In that role, he contributed to CNN's web coverage for four U.S. presidential elections.

A second-generation Georgia Tech alumnus (his father, Surendra, earned a master's degree from Tech in 1970), Shah graduated in 1999 with a bachelor's degree in computer engineering and served as sports editor of the Technique (student newspaper) during his time as a Tech student. He is an 20-year football and men's basketball season-ticket holder and an Alexander-Tharpe Fund Life Member.

Shah and his wife, Amanda, have a daughter, Sophia.



**TERI ANTON**  
 Administrative  
 Coordinator



**ALEXIS BARNES**  
 Academic Support  
 Coordinator



**SHARDONAY BLUEFORD**  
 Director  
 Compliance



**ANDY BLANTON**  
 Assistant A.D.  
 Video Operations



**ANDREW CLAUSEN**  
 Assistant Director  
 Communications/PR



**BRET COWLEY**  
 Assistant A.D.  
 Compliance



**ANDY DEMETRA**  
 Director  
 Broadcasting



**PATRICK DRISCOLL**  
 Assistant Football  
 Athletic Trainer



**TYLER GREULICH**  
 Director of Facilities /  
 Operations



**CHRISTIE HUGHES**  
 Director, Facilities  
 & Administration



**GLENN INGRAM**  
 Asst. Football Video  
 Coordinator



**DR. EDWARD JACKSON**  
 Team Physician



**GAGE JENKINS**  
 Assistant A.D.  
 Ideation



**DR. GARY LOURIE**  
 Team Physician



**CHRIS MAY**  
 Director  
 Grounds/Turf Mgmt.



**MICHAEL NORDER**  
 Assistant Football  
 Athletics Trainer



**BRANDON POTTEBAUM**  
 Assistant AD /  
 Academic Services



**BLAIN REID**  
 Video Producer/  
 Director



**ASHBY SADOWSKI**  
 Academic Support  
 Coordinator



**SHANA SPANN**  
 Director of Spirit  
 Operations



**RANDY RHINO**  
 Team Chiropractor



**DR. JONATHAN KIM**  
 Team Cardiologist



**DR. JEREMY WHITLEY**  
 Team Physician



**DR. JOHN XEROGEANES**  
 Team Physician

# ADMINISTRATION





**DR. ANGEL CABRERA**  
**INSTITUTE PRESIDENT**  
 B.S./M.S., UNIVERSIDAD  
 POLITÉCNICA DE MADRID  
 M.S./PH.D., GEORGIA TECH  
**@CABRERAANGEL**

Ángel Cabrera is the 12th president of the Georgia Institute of Technology, a leading public research university that serves more than 44,000 students through top-ranked graduate and undergraduate programs in engineering, computing, science, business, design, and liberal arts.

As president during the Covid-19 pandemic, Cabrera led the Institute through one of the most critical times in its history to break records in student applications, enrollment, graduation rates, and research awards. A member of the Association of American Universities, Georgia Tech is one of the fastest-growing and most research-intensive universities in the United States, is the nation's No. 1 university for research and development funding among those without a medical school, and ranks among the top 20 overall.

Under Cabrera's leadership, the Institute launched Transforming Tomorrow: The Campaign for Georgia Tech in June 2022. A five-year, comprehensive campaign designed to bring Georgia Tech's new strategic plan to fruition, Transforming Tomorrow will seek to raise more than \$2 billion in an effort to bring unprecedented advancements to the Institute that will together have the power to shape the future. The strategic plan, which launched in November 2020 after an inclusive process involving thousands of community members, is grounded in a new mission statement to "develop leaders who advance technology and improve the human condition."

Cabrera came to Georgia Tech on Sept. 1, 2019, after serving for seven years as president of George Mason University (GMU) in Virginia. During his presidency, GMU doubled its research expenditures, joined the top tier of research universities in the Carnegie Classification, opened a campus in South Korea, and led the Commonwealth of Virginia in enrollment growth. Before leading GMU, Cabrera was president of the Thunderbird School of Global Management, now part of Arizona State University, and dean of IE Business School in Madrid.

Cabrera serves on the boards of the National Geographic Society, Harvard College Visiting Committee, Atlanta Committee for Progress, Metro Atlanta Chamber, and Bankinter Innovation Foundation in Spain. He has served on the board of the Federal Reserve Bank of Richmond, the advisory boards of Georgia Tech and Instituto Tecnológico de Monterrey, and the boards of three publicly traded companies. He was named a "Young Global Leader" by the World Economic Forum, a "Henry Crown Fellow" by the Aspen Institute, and a "Great Immigrant" by the Carnegie Corporation of New York, and has received honorary degrees from Miami Dade College and Universidad Politécnica de Madrid.

Cabrera holds an M.S. and Ph.D. in cognitive psychology from Georgia Tech, which he attended as a Fulbright Scholar, and a B.S. and M.S. in computer and electrical engineering from Universidad Politécnica de Madrid. He is the first native of Spain to lead an American university and the second Georgia Tech alumnus to lead the Institute.

Cabrera met his wife, Beth, while both were graduate students at Georgia Tech. A former management professor at Carlos III University in Madrid and Arizona State University, Beth Fraser Cabrera currently delivers leadership development programs for business executives. Their son, Alex, is also a Georgia Tech graduate and is now a Ph.D. student at Carnegie Mellon University. Their daughter, Emilia, is a graduate of Harvard University.



**DR. JENNA JORDAN**  
**FACULTY ATHLETICS REPRESENTATIVE**  
 B.A., MILLS COLLEGE  
 M.A., STANFORD  
 PH.D., UNIVERSITY OF CHICAGO  
**@JENNAEJORDAN**

President Ángel Cabrera named Jenna Jordan, associate professor and associate chair in the Sam Nunn School of International Affairs, as faculty athletics representative (FAR) to the Georgia Tech Athletic Association (GTAA) in May 2022.

The FAR serves as the liaison between the Institute and the Athletic Association on issues regarding rules compliance activities, new developments at the NCAA, and activities related to Atlantic Coast Conference (ACC) membership. This is a part-time administrative position appointed for a term of three years. Jordan will replace Mechanical Engineering Professor Baratunde Cola, who is taking a leave of absence from faculty and university responsibilities to lead Carbice, the Georgia Tech spin-off company he founded, through its next phase of growth.

"Professor Jordan is not just an accomplished scholar but an exemplary educator who cares deeply about the growth and well-being of our students," said Cabrera. "She has made a difference these past years as a faculty guide with the Stamps President's Scholars, and I have no doubt she will have a similar impact in supporting the academic experience of our student-athletes and serving as an effective liaison between our faculty and our athletic program."

Jordan has been a Georgia Tech faculty member since 2012. Her research focuses on terrorism and political violence, international security, cybersecurity, wargaming, organizational theory, and statecraft. Her work has been published by Stanford University Press and in International Security, Security Studies, Conflict Management and Peace Science, the Journal of Cybersecurity, and International Trends as well as The New York Times, The Atlantic, the Chicago Tribune, Foreign Policy, and The Washington Quarterly. She holds a Ph.D. in political science from the University of Chicago, an M.A. in political science from Stanford University, and a B.A. in international relations from Mills College.

"Serving as faculty athletics representative is a unique opportunity to address the challenges facing student-athletes, and I am excited to be able to help guide their experience at Georgia Tech," she said. "I recognize the importance of building bridges across the Institute, and I hope to create new opportunities to facilitate meaningful student-athlete interaction, continuing the efforts of my FAR predecessors who fiercely advocated for and mentored our student-athletes. And I will continue to foster a culture of mentorship and support among the faculty and our student-athletes." Jordan's three-year term as FAR began July 1, 2022.



**TODD STANSBURY**  
**DIRECTOR OF ATHLETICS**  
 GEORGIA TECH, 1984  
 @GTTODDSTANSBURY

Todd Stansbury, a Georgia Tech alumnus and football letterwinner, was introduced as the Institute's ninth director of athletics on Sept. 22, 2016. In six years as the director of athletics at his alma mater, Stansbury has overseen a renaissance within Georgia Tech athletics, which led to him being named one of Atlanta's Most Admired CEOs by the Atlanta Business Chronicle in 2021.

Most notably, the Yellow Jackets have made a remarkable turnaround in the Directors' Cup standings under Stansbury's watch. The Directors' Cup is the nation's most-recognized all-sports ranking for college athletics, with points awarded based on teams' finishes in NCAA Championships. Upon Stansbury's return to The Flats in 2016, Georgia Tech was in the midst of a seven-year stretch when it didn't finish higher than 72nd in the Directors' Cup Standings, falling to as low as 121st nationally in 2017-18. After not finishing in the top 70 in the Directors' Cup standings since 2010-11, Tech has now done so in each of the past three full years – No. 66 in 2018-19, No. 44 in 2020-21 and No. 68 in 2021-22 (the Directors' Cup was not awarded in 2019-20 due to the onset of the Covid-19 pandemic).

The recent Directors' Cup success has been highlighted by the Yellow Jackets' 44th-place finish in 2020-21, which was their highest finish in the Directors' Cup standings since 2004-05 and their third-best finish since the award's inception in 1993-94. Tech followed that up in 2021-22 by 14 of its 17 teams being represented in the NCAA postseason. For the first time in school history, all eight of Georgia Tech's women's sports teams were represented in the NCAA postseason in 2021-22.

Also headlining the Jackets' recent athletic success:

- four teams have finished in the top 15 nationally over the past two years – women's basketball, golf, women's tennis and volleyball;
- volleyball (NCAA Elite Eight), women's basketball (NCAA Sweet 16), women's cross country (20th) and women's swimming and diving (28th) have all earned their best-ever national finishes.
- men's basketball won the 2021 ACC championship, baseball claimed the 2019 and 2021 ACC Coastal Division titles and golf captured a 2022 NCAA regional title;
- volleyball (first NCAA Tournament berth since 2009), men's basketball (first since 2010), softball (first since 2012) and women's basketball (first since 2014) all snapped lengthy NCAA postseason droughts, with women's basketball, softball and volleyball also claiming their first NCAA postseason wins in nine, 10 and 16 years, respectively.
- individually, Tech student-athletes have earned a total of 46 all-America honors over the past two academic years (2020-21 and 2021-22), up from a total of just 13 all-America honors during the two-year span of 2016-17 and 2017-18.

Despite the great athletic success, Georgia Tech athletics' achievements under Stansbury go well beyond the fields and courts.

Academically, Georgia Tech recorded a school-record 90% NCAA Graduation Success Rate in the most recent data released by the NCAA during the 2021-22 academic year, which is up from 76% just nine years ago. Tech was also the only institution from a Power Five conference that had a multiyear NCAA Academic Progress Rate (APR) higher than the national average in every sport in 2018-19, a feat it nearly replicated in 2019-20, when 13 of its 14 programs compiled an APR above the national average in their respective sports.

In the community, Stansbury led the charge to institute Georgia Tech athletics' Jackets Without Borders international service program, which won the ACC's prestigious Game Changers award for community service in 2019.

In 2021, Tech athletics won perhaps the nation's most prominent awards for academics (the N4A Model Practices for Athletics Award) and community service (the NACDA/Fiesta Bowl Community Service Award) in recognition of its groundbreaking JumpStart Jackets Virtual Edge program and All Vote, No Play initiative, respectively.

Under Stansbury, Georgia Tech athletics has also reached new heights in fundraising. The Alexander-Tharpe Fund, the Georgia Tech Athletic As-

sociation's fundraising arm, has had its three best annual fundraising totals in school history over the past three fiscal years (2019, 2020 and 2021) and Athletics Initiative 2020, Tech athletics' drive to raise \$125 million for facilities, endowments and operations in a three-year span from 2018-20, shattered that goal by raising a total \$175.39 million dollars, surpassing the initial goal by more than 40%.

The uptick in fundraising has led to a much-needed revitalization of Georgia Tech's athletics facilities, including:

- a new \$4.5 million football locker room;
- a series of exciting upgrades to football's Bobby Dodd Stadium, highlighted by a new state-of-the-art Shaw Sports Turf Legion NXT playing surface, new LED lighting system, new sound system and all new re-branded signage throughout the stadium;
- a new \$2.5 million women's basketball locker room and team area;
- the \$9 million Phase II renovation project at baseball's Mac Nease Park, featuring a Champions Hall, a concourse-level atrium that serves as an iconic point of entry on game days and provides new premium seating areas, including the Teixeira Skyline Terrace, which offers incredible views overlooking the playing field and Atlanta skyline, and a new, expanded, state-of-the-art indoor training facility;
- a \$1.2 million investment in new videoboards at several competition venues (baseball, softball, volleyball and tennis, as well as Bobby Dodd Stadium's Callaway Plaza);
- a refresh of the student-athletes' nutrition center and training table.

Still to come is the crown jewel of AI 2020, a new Student-Athlete Performance Center, which will be located at the current site of the Edge-Rice Center in the northeast corner of Bobby Dodd Stadium. The new 115,000-square-foot Student-Athlete Performance Center will serve as a sleek and innovative one-stop shop for key student-athlete services — including academics, strength and conditioning, sports medicine, nutrition and Tech's renowned Total Person Program. It will also be an anchor for Tech athletics' recruiting efforts and a showcase for the Institute's commitment to student-athlete success and fan engagement. The project was approved by the Board of Regents of the University System of Georgia in April 2022 and construction is expected to be complete in 2025.

Stansbury began setting the stage for these accomplishments as soon as he officially arrived back on The Flats on Nov. 28, 2016. In the first months of his tenure as athletics director, he identified four strategic priorities for Georgia Tech athletics — to define the GT athletics brand, to establish an internal culture, to align the internal structure and to generate new revenue. He has addressed those priorities through a slew of initiatives and accomplishments. Highlights include:

- a significant revenue lift, which can be traced in large part to an innovative overhaul of sales operations that focused on integrating fundraising and ticket sales efforts;
- the establishment of a partnership with adidas to serve as the official apparel provider of Georgia Tech athletics, which was announced on Aug. 22, 2017 and went into effect on July 1, 2018;
- a first-of-its-kind partnership with Legends — an industry leader founded by two of sports' most recognizable and prestigious organizations, the Dallas Cowboys and New York Yankees — which combines opportunities across multimedia rights, premium seating, ticketing, annual fundraising, corporate hospitality, business intelligence and e-commerce into one integrated relationship and went into effect on July 1, 2021;
- a re-emphasis on Georgia Tech athletics iconic Total Person Program, with investments for additional staff and programming for student-athletes, including the department's first four Jackets Without Borders service trips to Costa Rica (2017) and Puerto Rico (2018, 2019 and 2021);
- a comprehensive brand refinement that included defining Georgia Tech athletics' official colors, Tech's first-ever athletics wordmark and a simplification of the iconic interlocking GT logo;
- the creation of Georgia Tech's "Gold Code," which outlines the department's core values, brand differentiators, vision, mission and the Everyday Champions formula — Winning + The Institute + Total Person Program = Everyday Champions;
- the addition of a diversity, equity and inclusion pledge to the "Gold Code," as well as the establishment of enhanced DEI programming for Georgia Tech student-athletes and athletics staff;
- the formation of two new offices within the athletics department — the office of brand and ideation, which works to identify and tell the story of the Yellow Jackets' brand, and the office of innovation, which oversees Georgia Tech's efforts to build on its status as college athletics' leader in innovation,



particularly through collaboration and partnerships with the Institute and innovation hubs throughout Atlanta;

A native of Oakville, Ontario, Stansbury was initially drawn to Georgia Tech when he befriended several Tech football student-athletes while on a family vacation in Florida as a youngster. The student-athletes invited Stansbury and his family to attend a practice on their way back through Atlanta. They accepted and, after visiting campus, Stansbury was determined to attend and play football at Tech.

Several years later, he was offered and accepted a football scholarship to attend Tech. He enrolled in 1980 and played linebacker and special teams for the Yellow Jackets under head coach Bill Curry. He went on to be selected in the third round of the Canadian Football League draft by the Saskatchewan Roughriders in 1984 and after a brief stint in the CFL, returned to Atlanta to begin a banking career.

In 1988, he left banking and returned to The Flats to become an academic advisor for Georgia Tech's football program. In 1991, he was promoted to assistant athletics director for academics by legendary A.D. Homer Rice.

After leaving Tech in 1995, Stansbury's career included stops at Houston (associate A.D. – 1997-2000) and Oregon State (executive associate A.D. – 2003-12), as well as three stints as an athletics director at East Tennessee State (2000-03), UCF (2012-15) and Oregon State (2015-16).

As Georgia Tech's athletics director, Stansbury served on the College Football Playoff's selection committee for a three-year term from 2018-20.

Stansbury and his wife, Karen, who were married inside the current Edge Center, reside in Atlanta. After they were married in 1995, the couple traveled the world for 18 months before returning to the United States.

3,000-seat arena and 15,000 square feet dedicated to student-athletes' academic pursuits when construction is completed in 2018. Also under Rountree's direction, Portland State set fundraising records during its annual Wine and Roses events in both 2015 and 2016.

He hired new women's basketball, softball and track and field head coaches at Portland State and signed football head coach Bruce Barnum to a five-year contract. Barnum went on to lead PSU to a 9-3 record and NCAA Division I FCS playoff appearance in his first full season at the helm in 2015. In addition to posting its best record as a Division I program, Portland State football also recorded its highest home attendance in seven seasons in '15.

Prior to his arrival at Portland State, Rountree served as deputy athletics director at Miami (Ohio) from 2013-14. At Miami, he oversaw the daily operation of the athletics department, served as sport administrator for football and men's basketball and supervised academics, business operations, compliance, equipment and strength and conditioning. He was also the department's chief financial officer and was responsible for strategic planning.

Rountree's administrative experience also includes stints at Georgetown (senior associate A.D./internal operations -- 2008-13), Oregon State (associate A.D./compliance -- 2004-08), Towson (assistant A.D./compliance -- 2000-04), Maryland (compliance coordinator -- 1997-2000), Texas Pan-American (assistant A.D./1994-97) and Louisiana Tech (director of academic support -- 1991-94). It was during his five years at Oregon State that he worked with Stansbury, who was OSU's executive associate A.D. at the time.

A native of West Monroe, La., Rountree was a four-year letterwinner as a running back/wide receiver at Louisiana Tech from 1987-90. He graduated from Louisiana Tech with a bachelor's degree in history in 1991. He and his wife, Jennie, live in Atlanta.

## THE STANSBURY FILE

### PERSONAL

**Birthdate** April 19, 1961 (60 years old)  
**Hometown** Oakville, Ontario  
**Education** Georgia Tech, 1984 (B.S. industrial management)  
 Georgia State, 1993 (M.S., sports administration)  
**Family** wife: Karen

### PROFESSIONAL EXPERIENCE

1986-87 Credit manager, Citizens & Southern Bank  
 1988-91 Academic advisor for football, Georgia Tech  
 1991-95 Assistant A.D. for academics, Georgia Tech  
 1995-96 International coordinator, Institute for International Sport  
 1996-97 Manager of internet business services, Southern Network Services  
 1997-2000 Associate athletics director/adjunct professor, Houston  
 2000-03 Director of athletics, East Tennessee State  
 2003-12 Executive associate athletics director, Oregon State  
 2012-15 Vice president/director of athletics, UCF  
 2015-16 Director of athletics, Oregon State  
**2016-pres. Director of athletics, Georgia Tech**  
*2018-20 Selection committee, College Football Playoff*



**MARK ROUNTREE**  
**DEPUTY A.D.**  
 LOUISIANA TECH, 1991  
 @MARKROUNTREE\_GT

Mark Rountree, a former football student-athlete at Louisiana Tech and experienced athletics administrator who most recently served as the director of athletics at Portland State University, joined the Georgia Tech athletics staff as a deputy athletics director on Nov. 30, 2016. In his role, he serves as the sport administrator for Georgia Tech football and oversees a wide range of the athletics department's strategic initiatives.

Rountree was director of athletics at Portland State for 23 months, beginning on Jan. 2, 2015. In less than two years as A.D., he instituted fundraising and oversaw groundbreaking for the Viking Pavilion Project, a \$50 million renovation of PSU's main athletics facility, which will include a

## GT ATHLETICS EXECUTIVE LEADERSHIP TEAM



**TODD STANSBURY**  
 Director of Athletics



**MARK ROUNTREE**  
 Deputy A.D.



**JOEELEN AKIN**  
 Senior Associate A.D.  
 Student-Athlete Dev./SWA



**DR. ANGELO GALANTE**  
 Senior Associate A.D.  
 Sports Medicine/CMO



**JIM HALL**  
 Interim V.P. for  
 Development (Athletics)



**JEFF KEISLER**  
 Senior Associate A.D.  
 Annual Giving & Engagement



**PHYLLIS LABAW**  
 Senior Associate A.D.  
 Student Services



**BRAD STRICKLIN**  
 Senior Associate A.D.  
 Admin. & Finance



**AYO TAYLOR-DIXON**  
 Senior Associate A.D.  
 External Operations

2021 IN REVIEW





## TEAM STATISTICS

	GT	OPP
<b>SCORING</b>	<b>288</b>	<b>402</b>
Points Per Game	24.0	33.5
Points Off Turnovers	59	44
<b>FIRST DOWNS</b>	<b>228</b>	<b>268</b>
Rushing	102	116
Passing	104	132
Penalty	22	20
<b>RUSHING YARDAGE</b>	<b>2028</b>	<b>2185</b>
Yards gained rushing	2422	2432
Yards lost rushing	394	247
Rushing Attempts	444	491
Average Per Rush	4.6	4.5
Average Per Game	169.0	182.1
TDs Rushing	15	19
<b>PASSING YARDAGE</b>	<b>2380</b>	<b>3276</b>
Comp-Att-Int	205-342-10	219-335-3
Average Per Pass	7.0	9.8
Average Per Catch	11.6	15.0
Average Per Game	198.3	273.0
TDs Passing	18	28
<b>TOTAL OFFENSE</b>	<b>4408</b>	<b>5461</b>
Total Plays	786	826
Average Per Play	5.6	6.6
Average Per Game	367.3	455.1
<b>KICK RETURNS: #-Yards</b>	<b>36-736</b>	<b>12-243</b>
<b>PUNT RETURNS: #-Yards</b>	<b>16-61</b>	<b>17-153</b>
<b>INT RETURNS: #-Yards</b>	<b>3-6</b>	<b>10-78</b>
<b>KICK RETURN AVERAGE</b>	<b>20.4</b>	<b>20.2</b>
<b>PUNT RETURN AVERAGE</b>	<b>3.8</b>	<b>9.0</b>
<b>INT RETURN AVERAGE</b>	<b>2.0</b>	<b>9.8</b>
<b>FUMBLES-LOST</b>	<b>15-5</b>	<b>18-10</b>
<b>PENALTIES-Yards</b>	<b>73-614</b>	<b>67-675</b>
Average Per Game	51.2	56.2
<b>PUNTS-Yards</b>	<b>62-2545</b>	<b>45-1829</b>
Average Per Punt	41.0	40.6
Net punt average	36.4	38.8
<b>KICKOFFS-Yards</b>	<b>60-3539</b>	<b>79-4519</b>
Average Per Kick	59.0	57.2
Net kick average	36.7	37.5
<b>TIME OF POSSESSION</b>	<b>29:12</b>	<b>30:48</b>
<b>3RD-DOWN Conversions</b>	<b>58/164</b>	<b>71/157</b>
<b>3rd-Down Pct</b>	<b>35%</b>	<b>45%</b>
<b>4TH-DOWN Conversions</b>	<b>10/23</b>	<b>9/15</b>
<b>4th-Down Pct</b>	<b>43%</b>	<b>60%</b>
<b>SACKS BY-Yards</b>	<b>20-131</b>	<b>33-263</b>
<b>MISC YARDS</b>	<b>0</b>	<b>0</b>
<b>TOUCHDOWNS SCORED</b>	<b>36</b>	<b>50</b>
<b>FIELD GOALS-ATTEMPTS</b>	<b>11-17</b>	<b>17-22</b>
<b>ON-SIDE KICKS</b>	<b>3-3</b>	<b>1-1</b>
<b>RED-ZONE SCORES</b>	<b>(29-37)</b>	<b>(45-51)</b>
%	78%	88%
<b>RED-ZONE TOUCHDOWNS</b>	<b>(18-37)</b>	<b>(31-51)</b>
%	49%	64%
<b>PAT-ATTEMPTS</b>	<b>(31-33)</b>	<b>(47-47)</b>
%	94%	100%
<b>ATTENDANCE</b>	<b>264133</b>	<b>257358</b>
Games/Avg Per Game	7/37733	5/51472
Neutral Site Games	0/0	0/0

## FINAL RESULTS

DATE	OPPONENT	SCORE	OVERALL	ACC	TIME	ATT.
Sept. 4	Northern Illinois	L 21-22	0-1-0	0-0-0	3:26	33651
Sept. 11	Kennesaw State	W 45-17	1-1-0	0-0-0	3:12	35195
Sept. 18	at #6 Clemson*	L 8-14	1-2-0	0-1-0	5:27	81500
Sept. 25	#21/20 N. Carolina^	W 45-22	2-2-0	1-1-0	3:24	37450
Oct. 2	Pittsburgh*	L 21-52	2-3-0	1-2-0	3:22	36383
Oct. 9	at Duke*	W 31-27	3-3-0	2-2-0	3:26	11849
Oct. 23	at Virginia*	L 40-48	3-4-0	2-3-0	3:29	45837
Oct. 30	Virginia Tech*	L 17-26	3-5-0	2-4-0	3:11	35543
Nov. 6	at Miami (Fla.)*	L 30-33	3-6-0	2-5-0	3:38	48161
Nov. 13	Boston College*	L 30-41	3-7-0	2-6-0	3:17	31511
Nov. 20	at #6 Notre DameL	0-55	3-8-0	2-6-0	3:01	70011
Nov. 27	#1 Georgia	L 0-45	3-9-0	2-6-0	2:53	54400

\*ACC game

^ Mayhem at Mercedes-Benz Stadium (Mercedes-Benz Stadium, Atlanta, Ga.)

SCORE BY QUARTERS	1ST	2ND	3RD	4TH	TOTAL
Georgia Tech	76	67	63	82	288
Opponents	125	120	68	89	402

## INDIVIDUAL STATISTICS

RUSHING	G	ATT	GAIN	LOSS	NET	AVG	TD	LONG	AVG/G
Jahmyr Gibbs	12	143	794	48	746	5.2	4	71	62.2
Jordan Mason	12	87	461	22	439	5.0	1	71	36.6
Dontae Smith	12	68	388	10	378	5.6	4	29	31.5
Jeff Sims	8	70	471	99	372	5.3	4	50	46.5
Jordan Yates	8	64	284	202	82	1.3	2	54	10.2
Camious Griffin	4	7	23	0	23	3.3	0	7	5.8
Trad Beatty	1	1	1	0	1	1.0	0	1	1.0
<b>Total</b>	<b>12</b>	<b>444</b>	<b>2422</b>	<b>394</b>	<b>2028</b>	<b>4.6</b>	<b>15</b>	<b>71</b>	<b>169.0</b>
<b>Opponents</b>	<b>12</b>	<b>491</b>	<b>2438</b>	<b>251</b>	<b>2187</b>	<b>4.5</b>	<b>19</b>	<b>68</b>	<b>182.3</b>

PASSING	G	EFFIC	CMP-ATT-INT	PCT	YDS	TD	LNG	AVG/G
Jeff Sims, J	8	139.31	113-188-7	60.1	1468	12	77	183.5
Jordan Yates	8	118.57	91-153-3	59.5	908	6	53	114.0
Demetrius Knight II	12	133.60	1-1-0	100.0	4	0	4	0.3
<b>Total</b>	<b>12</b>	<b>129.9</b>	<b>205-342-10</b>	<b>59.9</b>	<b>2380</b>	<b>18</b>	<b>77</b>	<b>198.3</b>
<b>Opponents</b>	<b>12</b>	<b>173.3</b>	<b>219-335-3</b>	<b>65.4</b>	<b>3276</b>	<b>28</b>	<b>77</b>	<b>273.0</b>

RECEIVING	G	NO.	YDS	AVG	TD	LONG	AVG/G
Malachi Carter	12	37	489	13.2	2	53	40.8
Kyric McGowan	11	37	467	12.6	7	39	42.5
Jahmyr Gibbs	12	36	474	13.2	2	77	39.5
Adonias Sanders	11	29	362	12.5	3	37	32.9
Nate McCollum	12	13	108	8.3	1	44	9.0
Dylan Leonard	11	11	112	10.2	0	40	10.2
Jordan Mason	12	10	85	8.5	1	18	7.1
Kalani Norris	10	8	134	16.8	2	37	13.4
Dontae Smith	12	7	33	4.7	0	16	2.8
Peje Harris	11	5	30	6.0	0	19	2.5
Malik Rutherford	3	5	62	12.4	0	24	20.7
Dylan Deveney	3	4	16	4.0	0	7	5.3
Jack Coco	9	1	4	4.0	0	4	0.4
Ryan King	11	1	7	7.0	0	7	0.6
Josh Robinson	10	1	1	1.0	0	1	0.1
<b>Total</b>	<b>12</b>	<b>205</b>	<b>2384</b>	<b>11.6</b>	<b>18</b>	<b>77</b>	<b>198.7</b>
<b>Opponents</b>	<b>12</b>	<b>219</b>	<b>3276</b>	<b>15.0</b>	<b>28</b>	<b>77</b>	<b>273.0</b>

PUNT RETURNS	NO.	YDS	AVG	TD	LONG
Azende Rey	12	52	4.3	0	35
Kyric McGowan	4	9	2.2	0	5
<b>Total</b>	<b>16</b>	<b>61</b>	<b>3.8</b>	<b>0</b>	<b>35</b>
<b>Opponents</b>	<b>17</b>	<b>153</b>	<b>9.0</b>	<b>0</b>	<b>24</b>

INTERCEPTIONS	NO.	YDS	AVG	TD	LONG
Charlie Thomas	2	0	0.0	0	0
Juanyeh Thomas	1	6	6.0	0	6
<b>Total</b>	<b>3</b>	<b>6</b>	<b>2.0</b>	<b>0</b>	<b>6</b>
<b>Opponents</b>	<b>10</b>	<b>78</b>	<b>7.8</b>	<b>0</b>	<b>32</b>



KICK RETURNS	NO.	YDS	AVG	TD	LONG
Jahmyr Gibbs	23	589	25.6	1	98
Azende Rey	5	78	15.6	0	20
Jamious Griffin	5	54	10.8	0	20
Kyric McGowan	1	3	3.0	0	3
Malachi Carter	1	4	4.0	0	4
Billy Ward	1	4	4.0	0	4
<b>Total</b>	<b>36</b>	<b>732</b>	<b>20.3</b>	<b>1</b>	<b>98</b>
<b>Opponents</b>	<b>12</b>	<b>243</b>	<b>20.2</b>	<b>0</b>	<b>51</b>

FUMBLE RETURNS	NO.	YDS	AVG	TD	LONG
Demetrius Knight II	1	37	37.0	0	37
Jordan Domineck	1	70	70.0	1	70
Jaylon King	1	40	40.0	1	40
Quez Jackson	1	23	23.0	0	23
<b>Total</b>	<b>4</b>	<b>170</b>	<b>42.5</b>	<b>2</b>	<b>70</b>
<b>Opponents</b>	<b>4</b>	<b>150</b>	<b>37.5</b>	<b>3</b>	<b>70</b>

SCORING	TD	FGS	PATS						PTS
			KICK	RUSH	RCV	PASS	DXP	SAF	
Brent Cimaglia	0	11-15	31-33	0-0	0	0-0	0	0	64
Kyric McGowan	7	0-0	0-0	0-0	0	0-0	0	0	42
Jahmyr Gibbs	7	0-0	0-0	0-0	0	0-0	0	0	42
Jeff Sims	4	0-0	0-0	0-0	0	1-1	0	0	24
Dontae Smith	4	0-0	0-0	0-0	0	0-0	0	0	24
Adonias Sanders	3	0-0	0-0	0-0	0	0-0	0	0	18
Kalani Norris	2	0-0	0-0	0-0	0	0-0	0	0	12
Jordan Yates	2	0-0	0-0	0-0	0	0-0	0	0	12
Jordan Mason	2	0-0	0-0	0-0	0	0-0	0	0	12
Malachi Carter	2	0-0	0-0	0-0	0	0-0	0	0	12
Nate McCollum	1	0-0	0-0	0-0	0	0-0	0	0	6
Jordan Domineck	1	0-0	0-0	0-0	0	0-0	0	0	6
Jaylon King	1	0-0	0-0	0-0	0	0-0	0	0	6
Juanyeh Thomas	0	0-0	0-0	0-0	0	0-0	1	0	2
Dylan Leonard	0	0-0	0-0	0-0	1	0-0	0	0	2
<b>Total</b>	<b>36</b>	<b>11-17</b>	<b>31-33</b>	<b>0-0</b>	<b>2</b>	<b>2-3</b>	<b>1</b>	<b>1</b>	<b>288</b>
<b>Opponents</b>	<b>50</b>	<b>17-22</b>	<b>47-47</b>	<b>0-0</b>	<b>2</b>	<b>2-3</b>	<b>0</b>	<b>0</b>	<b>402</b>

FIELD GOALS	M-A	PCT	01-19	20-29	30-39	40-49	50+	LG	BLK
Brent Cimaglia	11-15	73.3	0-0	5-5	6-6	0-2	0-2	37	1
Gavin Stewart	0-1	0.0	0-0	0-0	0-0	0-0	0-1	0	1
Jude Kelley	0-1	0.0	0-0	0-0	0-0	0-1	0-0	0	1

FG SEQUENCE	GEORGIA TECH	OPPONENTS
Northern Ill.	43,51,60	-
Kennesaw St.	(31)	(46)
Clemson	(22),(22)	-
North Carolina	(34),(32),(31)	53
Pittsburgh	40	(46)
Duke	(25)	42,(35),31,(22)
Virginia	(26),(34)	(24),(26)
Virginia Tech	(37)	(23),(43),(34),53,(21)
Miami (FL)	50	(28),40,(31)
Boston College	(28)	(31),(27)
Notre Dame	47	(41),(26)
Georgia	-	(38)

Numbers in parentheses indicate field goal was made.

TOTAL OFFENSE	G	PLAYS	RUSH	PASS	TOTAL	AVG/G
Jeff Sims	8	258	372	1468	1840	230.0
Jordan Yates	8	217	82	908	990	123.8
Jahmyr Gibbs	12	143	746	0	746	62.2
Jordan Mason	12	87	439	0	439	36.6
Dontae Smith	12	68	378	0	378	31.5
Jamious Griffin	4	7	23	0	23	7.7
Demetrius Knight II	12	1	0	4	4	0.3
Trad Beatty	1	1	1	0	1	1.0
<b>Total</b>	<b>12</b>	<b>786</b>	<b>2028</b>	<b>2380</b>	<b>4408</b>	<b>367.3</b>
<b>Opponents</b>	<b>12</b>	<b>826</b>	<b>2187</b>	<b>3276</b>	<b>5461</b>	<b>455.3</b>

PUNTING	NO.	YDS	AVG	LONG	TB	FC	IC20	50+	BLKD
David Shanahan	61	2568	42.1	71	9	18	16	13	0
Team	1	0	0.0	0	0	0	0	0	1
<b>Total</b>	<b>62</b>	<b>2568</b>	<b>41.4</b>	<b>71</b>	<b>9</b>	<b>18</b>	<b>16</b>	<b>13</b>	<b>1</b>
<b>Opponents</b>	<b>45</b>	<b>1829</b>	<b>40.6</b>	<b>52</b>	<b>1</b>	<b>21</b>	<b>16</b>	<b>8</b>	<b>0</b>

KICKOFFS	NO.	YDS	AVG	TB	OB	RETN	NET	YDLN
Gavin Stewart	51	3064	60.1	33	0			
Brent Cimaglia	2	97	48.5	0	0			
Jude Kelley	2	126	63.0	1	0			
<b>Total</b>	<b>55</b>	<b>3287</b>	<b>59.8</b>	<b>34</b>	<b>0</b>	<b>243</b>	<b>39.9</b>	<b>27</b>
<b>Opponents</b>	<b>79</b>	<b>4519</b>	<b>57.2</b>	<b>33</b>	<b>2</b>	<b>732</b>	<b>37.5</b>	<b>25</b>

ALL PURPOSE	G	RUSH	REC	PR	KOR	IR	TOT	AVG/G
Jahmyr Gibbs	12	746	470	0	589	0	1805	150.4
Jordan Mason	12	439	85	0	0	0	524	43.7
Malachi Carter	12	0	489	0	4	0	493	41.1
Kyric McGowan	11	0	467	9	3	0	479	43.5
Dontae Smith	12	378	33	0	0	0	411	34.3
Jeff Sims	8	372	0	0	0	0	372	46.5
Adonias Sanders	11	0	362	0	0	0	362	32.9
Kalani Norris	10	0	134	0	0	0	134	13.4
Azende Rey	11	0	0	52	78	0	130	11.8
Dylan Leonard	11	0	112	0	0	0	112	10.2
Nate McCollum	12	0	108	0	0	0	108	9.0
Jamious Griffin	3	23	0	0	66	0	89	22.3
Jordan Yates	8	82	0	0	0	0	82	10.3
Malik Rutherford	3	0	62	0	0	0	62	20.7
Peje Harris	12	0	30	0	0	0	30	2.5
Dylan Deveney	3	0	16	0	0	0	16	5.3
Ryan King	8	0	7	0	0	0	7	0.6
Juanyeh Thomas	12	0	0	0	0	6	6	0.5
Jack Coco	9	0	4	0	0	0	4	0.4
Josh Robinson	10	0	1	0	0	0	1	0.1
Trad Beatty	1	1	0	0	0	0	1	1.0
Billy Ward	12	0	0	0	-4	0	-4	-0.3
<b>Total</b>	<b>12</b>	<b>2028</b>	<b>2380</b>	<b>61</b>	<b>736</b>	<b>6</b>	<b>5211</b>	<b>434.3</b>
<b>Opponents</b>	<b>12</b>	<b>2187</b>	<b>3276</b>	<b>153</b>	<b>243</b>	<b>154</b>	<b>6013</b>	<b>501.1</b>





## DEFENSIVE STATISTICS

DEFENSIVE LEADERS	G-GS	TACKLES			TFL/YDS	SACKS	PASS DEF			FUMBLES		BLKD	
		SOLO	AST	TOTAL		NO-YDS	INT-YDS	BRUP	QBH	RCV-YDS	FF	KICK	SAF
Quez Jackson	12-11	46	57	1032	8.0-32	2.0-12	.	1	2	2-23	1	.	.
Ace Eley	11-11	43	47	90	3.5-5	0.5-1	.	1	3	.	.	.	.
Juanyeh Thomas	12-12	38	43	81	5.0-6	1.0-1	1-6	5	.	.	2	.	.
Charlie Thomas	12-8	36	35	71	10.0-42	3.0-20	2-0	.	3	1-0	1	.	.
Tariq Carpenter	12-9	40	25	65	1.0-1	.	.	2	.	.	1	.	.
Wesley Walker	10-8	24	21	45	.	.	.	2	.	1-0	2	.	.
Jordan Domineck	12-8	18	20	38	5.5-23	3.5-18	.	1	3	1-70	3	.	.
Tre Swilling	12-12	19	14	33	2.0-17	1.0-7	.	4	.	.	.	.	.
Jaylon King	11-3	20	12	32	2.0-9	.	.	1	.	1-40	.	.	.
Jared Ivey	11-11	20	12	32	6.0-24	1.5-11	.	1	3	.	1	.	.
Djimon Brooks	12-11	12	18	30	1.5-3	.	.	.	.	.	1	.	.
Myles Sims	11-3	18	7	25	1.0-4	.	.	3	.	2-0	.	.	.
Zamari Walton	10-6	13	6	19	2.0-7	1.0-6	.	.	.	.	.	.	.
Kyle Kennard	12-2	5	10	15	3.5-21	2.0-18	.	.	1	.	.	.	.
Kaleb Edwards	10-0	9	4	13	0.5-1	.	.	.	.	.	.	.	.
Sylvain Yongjoun	12-0	7	5	12	1.0-5	1.0-5	.	1	1	.	1	.	.
T.K. Chimedza	8-3	6	6	12	1.0-8	1.0-8	.	.	.	.	.	.	.
Tobias Oliver	10-6	6	6	12	.	.	.	1	.	.	.	.	.
Trenilyas Tatum	10-1	8	4	12	.	.	.	.	.	.	.	.	.
JaQuon Griffin	10-0	6	3	9	2.0-20	2.0-20	.	.	.	.	.	.	.
Mike Lockhart	12-2	2	7	9	1.5-2	0.5-1	.	.	.	.	.	.	.
Zeek Biggers	9-0	6	3	9	0.5-1	.	.	.	.	.	.	.	.
Miles Brooks	12-0	5	4	9	.	.	.	.	.	.	.	.	.
Jalen Huff	6-0	6	.	6	.	.	.	.	.	1-0	1	.	.
Demetius Knight II	12-0	4	2	6	.	.	.	.	.	1-37	.	.	.
Kyle Harris	12-0	4	2	6	.	.	.	.	1	.	.	.	.
Noah Collins	7-0	2	3	5	1.0-1	.	.	.	.	.	.	.	.
Ryan King	11-1	4	1	5	.	.	.	.	.	.	.	.	.
Derrik Allen	10-1	3	1	4	.	.	.	.	.	.	.	.	.
Cade Long	11-0	3	1	4	.	.	.	.	.	.	.	.	.
Keion White	4-1	2	2	4	0.5-0	.	.	.	.	.	.	.	.
Josh Robinson	10-2	2	2	4	1.0-2	.	.	.	1	.	.	.	.
Akelo Stone	3-0	3	.	3	2.0-3	.	.	.	.	.	.	.	.
Kenan Johnson	10-0	1	1	2	.	.	.	1	.	.	.	.	.
Nate McCollum	12-1	2	.	2	.	.	.	.	.	.	.	.	.
Billy Ward	12-0	1	1	2	.	.	.	.	.	.	.	.	.
Avery Boyd	6-0	.	1	1	.	.	.	.	.	.	.	.	.
Sirad Bryant	1-0	1	.	1	.	.	.	.	.	.	.	.	.
Gavin Stewart	12-0	1	.	1	.	.	.	.	.	.	.	.	.
Cole Neuber	6-0	.	1	1	.	.	.	.	.	.	.	.	.
Bruce Jordan-Swilling	8-0	.	1	1	.	.	.	.	.	.	.	.	.
Kyrin McGowan	11-10	1	.	1	.	.	.	.	.	.	.	.	.
Peje Harris	12-0	1	.	1	.	.	.	.	.	.	.	.	.
Azende Rey	11-1	1	.	1	.	.	.	.	.	.	.	.	.
D'Quan Douse	10-0	.	1	1	.	.	.	.	.	.	.	.	.
Makius Scott	11-0	.	.	.	.	.	.	.	1	.	.	.	.
<b>Total</b>	<b>12</b>	<b>446</b>	<b>388</b>	<b>834</b>	<b>62-250</b>	<b>20-131</b>	<b>3-6</b>	<b>27</b>	<b>20</b>	<b>10-170</b>	<b>14</b>	<b>.</b>	<b>1</b>
<b>Opponents</b>	<b>12</b>	<b>406</b>	<b>406</b>	<b>812</b>	<b>74-397</b>	<b>33-286</b>	<b>10-154</b>	<b>32</b>	<b>42</b>	<b>5-0</b>	<b>8</b>	<b>4</b>	<b>.</b>



**GT/OPPONENT COMPARISON**

OPPONENT	SCORE	FIRST DOWNS				RUSHING		PASSING		TOTAL OFFENSE PLAYS-YDS	RETURN YDS	TURN OVERS
		TOTAL	RUSH	PASS	PEN	NUMBER-YARDS	COMP-ATT-INT	YARDS				
NORTHERN ILL.	21-22	25/15	16/9	7/6	2/0	51-271/42-165	16-27-0/11-17-0	158/136	78-429/59-301	62/0	1/1	
KENNESAW ST.	45-17	20/11	8/6	12/5	2/0	36-158/43-161	17-23-0/8-20-2	254/111	59-412/63-272	124/0	1/3	
Clemson	8-14	20/19	7/11	10/6	3/2	38-95/41-158	20-34-1/18-25-0	203/126	72-298/66-284	14/11	1/1	
NORTH CAROLINA	45-22	19/18	11/6	7/11	1/1	43-261/35-63	13-19-0/25-39-0	133/306	62-394/74-369	71/55	0/3	
PITTSBURGH	21-52	21/27	5/9	13/17	3/1	31-73/41-181	24-33-2/24-37-0	359/399	64-432/78-580	86/35	2/0	
Duke	31-27	17/27	7/10	8/15	2/2	39-143/62-197	12-25-2/22-29-1	297/292	64-440/91-489	100/117	2/1	
Virginia	40-48	28/32	11/14	15/17	2/1	34-270/30-240	27-44-1/29-43-0	300/396	78-570/73-636	6/39	1/0	
VIRGINIA TECH	17-26	16/23	7/12	7/9	2/2	30-183/53-233	15-26-1/15-25-0	183/254	56-366/78-487	63/47	2/0	
Miami (FL)	30-33	15/24	4/10	9/12	2/2	32-135/42-174	21-38-1/22-34-0	194/389	70-329/76-563	176/48	1/3	
BOSTON COLLEGE	30-41	26/27	13/10	9/12	3/5	40-213/38-195	18-29-1/13-20-0	130/310	69-343/58-505	152/47	2/1	
Notre Dame	0-55	11/23	5/10	6/12	0/1	35-128/33-212	14-28-1/18-26-0	96/302	63-224/59-514	113/131	2/0	
GEORGIA	0-45	9/21	7/9	2/10	0/2	35-98/31-208	8-16-0/14-20-0	73/255	51-171/51-463	6/20	0/0	
<b>Totals</b>	<b>288-402</b>	<b>227/267</b>	<b>101/116</b>	<b>105/132</b>	<b>22/19</b>	<b>444-2028/491-2167</b>	<b>205-342-10/219-335-3</b>	<b>2380/3276</b>	<b>786-4408/826-5463</b>	<b>973/550</b>	<b>15/13</b>	

Note: Game totals are displayed in the format TEAM/OPPONENT for each category

OPPONENT	3RD DOWNS	4TH DOWNS	TIME OF POSSESSION	TOP MARGIN	AVG YDS/RUSH	AVG YDS/PASS	AVG YDS/PLAY	PUNTING NO.-AVG	PENALTIES NO.-YDS
NORTHERN ILL.	9-18/5-12	2-4/0-0	31:05/28:55	2:10	5.3/3.9	5.9/8.0	5.5/5.1	3-52.7/7-41.0	2-5/11-82
KENNESAW ST.	6-11/3-15	0-0/2-2	31:17/28:43	2:34	4.4/3.6	11.0/5.6	7.0/4.2	3-41.0/7-32.0	5-31/4-80
Clemson	3-14/9-15	2-3/0-1	30:10/23:33	6:37	2.5/3.9	6.0/5.0	4.1/4.3	7-39.1/4-39.5	10-63/8-66
NORTH CAROLINA	3-11/6-14	1-1/1-3	29:55/30:05	-0:10	6.1/1.8	7.0/7.8	6.4/5.0	4-33.5/4-47.0	5-40/7-69
PITTSBURGH	2-11/6-13	1-4/2-2	25:20/34:40	-9:20	2.4/4.4	10.9/10.8	6.8/7.4	4-45.5/4-43.0	5-55/6-65
Duke	4-13/9-21	0-0/2-3	25:07/34:53	-9:46	3.7/3.2	11.9/10.1	6.9/5.4	6-45.3/5-43.8	7-54/6-55
Virginia	6-13/7-11	1-1/0-0	28:07/31:53	-3:46	7.9/8.0	6.8/9.2	7.3/8.7	4-38.0/2-48.5	3-35/4-38
VIRGINIA TECH	3-12/9-19	1-3/1-1	24:12/35:48	-11:36	6.1/4.5	7.0/10.2	6.5/6.3	5-48.2/4-42.5	7-77/7-61
Miami (FL)	8-20/6-13	1-2/0-2	34:13/25:47	8:26	4.2/4.1	5.1/11.4	4.7/7.4	8-37.4/2-47.0	8-76/3-35
BOSTON COLLEGE	6-11/4-8	1-3/0-0	32:53/27:07	5:46	5.3/5.2	4.6/15.5	5.0/8.7	1-33.0/2-37.0	11-95/8-88
Notre Dame	3-15/5-11	0-0/1-1	30:39/29:21	1:18	3.7/6.4	3.4/11.6	3.6/8.7	10-38.9/3-38.0	5-40/3-36
GEORGIA	5-14/2-5	0-2/0-0	33:08/26:52	6:16	2.8/7.7	4.6/12.8	3.4/9.1	7-44.4/1-32.0	5-43/0-0
<b>Totals</b>	<b>58-163/71-157</b>	<b>10-23/9-15</b>	<b>356:06/357:37</b>	<b>-1:31</b>	<b>4.6/4.5</b>	<b>7.0/9.8</b>	<b>5.6/6.6</b>	<b>62-41.4/45-40.6</b>	<b>614/675</b>

Note: Game totals are displayed in the format TEAM/OPPONENT for each category

**GEORGIA TECH IN THE REDZONE** (29 OF 37 (78.4%) -- TD PCT: 18 OF 37 (49%))

	TIMES IN RZ	TIMES SCORED	TOT PTS	TDS	RUSH		PASS	FGS MADE	FAILED TO SCORE			FUMB	HALF	GAME
					TDS	YDS			FGA	DOWNS	INT			
Northern Ill.	3	2	14	2	0	0	0	0	1	0	0	0	0	0
Kennesaw St.	5	5	31	4	1	3	1	0	0	0	0	0	0	0
at Clemson	3	2	6	0	0	0	2	0	1	0	0	0	0	0
North Carolina	7	6	30	3	3	0	3	0	0	0	0	1	0	0
Pittsburgh	4	2	14	2	1	1	0	1	1	0	0	0	0	0
at Duke	3	3	17	2	1	1	1	0	0	0	0	0	0	0
at Virginia	4	4	18	2	1	1	2	0	0	0	0	0	0	0
Virginia Tech	2	1	3	0	0	0	1	1	1	0	0	0	0	0
at Miami (FL)	0	0	0	0	0	0	0	0	0	0	0	0	0	0
Boston College	5	4	23	3	2	1	1	0	1	0	0	0	0	0
at Notre Dame	1	0	0	0	0	0	0	0	0	0	1	0	0	0
Georgia	0	0	0	0	0	0	0	0	0	0	0	0	0	0
<b>Totals</b>	<b>37</b>	<b>29</b>	<b>156</b>	<b>18</b>	<b>11</b>	<b>7</b>	<b>11</b>	<b>2</b>	<b>4</b>	<b>1</b>	<b>1</b>	<b>1</b>	<b>1</b>	<b>1</b>

**OPPONENTS IN THE REDZONE** (45 OF 51 (88.2%) -- TD PCT: 31 OF 51 (61%))

Northern Ill.	2	2	15	2	0	2	0	0	0	0	0	0	0	0
Kennesaw St.	0	0	0	0	0	0	0	0	0	0	0	0	0	0
at Clemson	3	2	14	2	2	0	0	0	0	0	1	0	0	0
North Carolina	2	2	15	2	0	2	0	0	1	0	0	0	0	0
Pittsburgh	6	5	35	5	2	3	0	0	0	0	0	0	0	1
at Duke	6	4	20	2	1	1	2	1	1	0	0	0	0	0
at Virginia	7	7	41	5	2	3	2	0	0	0	0	0	0	0
Virginia Tech	4	4	16	1	0	1	3	5	0	0	0	0	0	1
at Miami (FL)	6	5	26	3	1	2	2	0	0	0	0	0	0	0
Boston College	4	4	20	2	2	0	2	0	0	0	0	0	0	0
at Notre Dame	6	6	35	4	3	1	2	0	0	0	0	0	0	0
Georgia	4	4	24	3	1	2	1	0	0	0	0	0	0	0
<b>Totals</b>	<b>51</b>	<b>45</b>	<b>261</b>	<b>31</b>	<b>14</b>	<b>17</b>	<b>14</b>	<b>6</b>	<b>2</b>	<b>0</b>	<b>1</b>	<b>0</b>	<b>0</b>	<b>2</b>



**INDIVIDUAL GAME-BY-GAME PASSING**

Sims, J.	C-A-I	PCT	YARDS	TD	LONG	SACK	YDS	EFFIC
Northern Ill.	4-9-0	44.4	23	0	13	2	6	65.9
North Carolina	10-13-0	76.9	112	1	28	0	0	174.7
Pittsburgh	24-33-2	72.7	359	2	71	2	22	172.0
Duke	12-25-2	48.0	297	3	77	1	7	171.4
Virginia	27-44-1	61.4	300	3	37	1	7	136.6
Virginia Tech	15-26-1	57.7	183	2	39	2	16	134.5
Miami (FL)	21-38-1	55.3	194	1	50	3	26	101.6
<b>Totals</b>	<b>188-113-7</b>	<b>60.1</b>	<b>1468</b>	<b>12</b>	<b>77</b>	<b>11</b>	<b>84</b>	<b>139.3</b>

Knight II, D.	C-A-I	PCT	YARDS	TD	LONG	SACK	YDS	EFFIC
Boston College	1-1-0	100.0	4	0	4	0	0	133.6
<b>Totals</b>	<b>1-1-0</b>	<b>100.0</b>	<b>4</b>	<b>0</b>	<b>4</b>	<b>0</b>	<b>0</b>	<b>133.6</b>

Yates, J.	C-A-I	PCT	YARDS	TD	LONG	SACK	YDS	EFFIC
Northern Ill.	12-18-0	66.7	135	1	53	2	16	148.0
Kennesaw St.	17-23-0	73.9	254	4	39	3	28	224.1
Clemson	20-34-1	58.8	203	0	35	4	30	103.1
North Carolina	3-6-0	50.0	21	0	13	1	11	79.4
Boston College	17-28-1	60.7	126	1	22	3	29	103.2
Notre Dame	14-28-1	50.0	96	0	22	6	52	71.7
Georgia	8-16-0	50.0	73	0	40	3	36	88.3
<b>Totals</b>	<b>91-153-3</b>	<b>59.5</b>	<b>908</b>	<b>6</b>	<b>53</b>	<b>22</b>	<b>202</b>	<b>118.3</b>

**INDIVIDUAL GAME-BY-GAME RUSHING**

	No-Yds/TD	NIU	KSU	CLEM	UNC	PITT	DUKE	UVA	VT	MIA	BC	ND	UGA
Gibbs, J.	143-746/4	20-99/0	9-56/0	11-30/0	13-64/1	10-10/0	14-40/0	13-132/1	11-113/0	9-67/1	19-96/1	12-58/0	2-1/0
Mason, J.	87-439/1	15-96/0	6-11/0	9-20/0	8-42/0	2-2/0	5-9/0	8-58/0	3-6/0	8-75/1	5-42/0	4-19/0	14-59/0
Smith, Dontae	68-378/4	1-15/1	8-82/1	3-24/0	6-28/0	9-43/1	7-42/0	3-15/1	5-4/0	3-7/0	4-28/0	8-31/0	11-59/0
Sims, J.	70-372/4	6-34/0	DNP	DNP	10-128/3	10-38/0	12-55/1	10-65/0	11-60/0	11--8/0	-	DNP	DNP
Yates, J.	64-82/2	9-27/1	7--8/0	15-21/0	4-3/0	-	DNP	DNP	DNP	DNP	12-47/1	11-20/0	6--28/0
Griffin, J.	7-23/0	DNP	5-16/0	DNP	DNP	DNP	DNP	DNP	DNP	DNP	-	DNP	2-7/0
Beatty, T.	1-1/0	DNP	1-1/0	DNP	DNP	DNP	DNP	DNP	DNP	DNP	DNP	DNP	DNP
Team	4-13/0	-	-	-	2-4/0	-	1--3/0	-	DNP	1--6/0	-	-	-

**INDIVIDUAL GAME-BY-GAME RECEIVING**

	No-Yds/TD	NIU	KSU	CLEM	UNC	PITT	DUKE	UVA	VT	MIA	BC	ND	UGA
Carter, M.	37-489/2	6-92/0	2-40/0	4-47/0	3-48/1	6-73/0	2-78/0	2-12/0	DNP	7-50/0	2-20/1	3-29/0	-
Gibbs, J.	36-474/2	3-17/0	2-44/0	2-17/0	2-16/0	6-125/0	3-82/1	4-24/0	4-48/0	4-72/1	5-33/0	-	1--4/0
McGowan, K.	37-467/7	3-32/1	6-91/2	4-82/0	3-39/0	DNP	3-39/1	7-86/2	3-53/1	3-10/0	1-22/0	4-13/0	-
Sanders, A.	29-362/3	2-9/0	-	3-20/0	-	3-48/1	2-73/0	6-79/0	4-64/1	4-33/0	2-16/0	3-20/0	DNP
Norris, K.	8-134/2	DNP	2-36/1	-	1-13/0	-	1-25/0	1-37/1	1-7/0	-	2-16/0	DNP	-
Leonard, D.	11-112/0	-	1-5/0	-	-	DNP	DNP	2-9/0	1-6/0	-	3-21/0	2-28/0	2-43/0
McCollum, N.	13-108/1	-	1-6/0	1-2/0	2-16/0	3-49/1	-	3-29/0	DNP	-	1-4/0	-	2-10/0
Mason, J.	10-85/1	-	1-6/1	-	1-2/0	-	-	2-24/0	-	3-29/0	-	-	3-24/0
Rutherford, M.	5-62/0	DNP	-	DNP	DNP	5-62/0	DNP	DNP	DNP	DNP	DNP	DNP	DNP
Smith, Dontae	7-33/0	-	1-7/0	1-16/0	2-1/0	-	-	-	-	-	2-10/0	1--1/0	-
Harris, P.	5-30/0	2-8/0	1-19/0	1-3/0	-	-	1-0/0	-	DNP	-	-	-	-
Deveney, D.	4-16/0	DNP	DNP	4-16/0	DNP	-	DNP	DNP	DNP	DNP	DNP	DNP	DNP
King, R.	1-7/0	DNP	-	DNP	-	-	-	DNP	-	DNP	-	1-7/0	DNP
Coco, J.	1-4/0	-	-	DNP	DNP	-	DNP	DNP	1-4/0	-	-	-	-
Robinson, J.	1-1/0	-	-	-	-	-	-	-	1-1/0	DNP	DNP	-	DNP

**INDIVIDUAL GAME-BY-GAME PUNT RETURNS**

	No-Yds	NIU	KSU	CLEM	UNC	PITT	DUKE	UVA	VT	MIA	BC	ND	UGA
Rey, A.	12-52	3--3	DNP	-	-	1-4	1-35	2-6	2-1	2-9	-	1-0	-
McGowan, K.	4-9	-	-	1--2	3-11	DNP	-	-	-	-	-	-	DNP

**INDIVIDUAL GAME-BY-GAME KICKOFF RETURNS**

	No-Yds	NIU	KSU	CLEM	UNC	PITT	DUKE	UVA	VT	MIA	BC	ND	UGA
Gibbs, J.	23-589	3-62	1-42	1-16	-	3-82	3-59	-	4-62	4-98	1-98	2-64	1-6
Rey, A.	5-78	-	DNP	-	-	-	-	-	-	2-29	-	3-49	-
Griffin, J.	5-54	DNP	1-8	DNP	DNP	DNP	DNP	DNP	DNP	DNP	4-46	DNP	-
Carter, M.	1-4	-	1-4	-	-	-	-	-	DNP	-	-	-	-
Ward, B.	1-4	-	-	-	-	-	-	-	DNP	-	1-4	-	-
McGowan, K.	1-3	1-3	-	-	-	DNP	-	-	-	-	-	-	DNP

## INDIVIDUAL GAME-BY-GAME ALL-PURPOSE YARDS

	Total	NIU	KSU	CLEM	UNC	PITT	DUKE	UVA	VT	MIA	BC	ND	UGA
Gibbs, J.	1805	178	142	63	80	197	181	156	223	237	227	122	3
Mason, J.	524	96	17	20	42	4	9	82	6	104	42	19	83
Carter, M.	493	92	44	47	48	73	78	12	DNP	50	20	29	-
McGowan, K.	479	35	91	80	50	DNP	39	86	53	10	22	13	DNP
Smith, Dontae	411	15	89	40	29	43	42	15	4	7	38	30	59
Sims, J.	372	34	DNP	DNP	128	38	55	65	60	-8	-	DNP	DNP
Sanders, A.	362	9	-	20	-	48	73	79	64	33	16	20	DNP
Norris, K.	134	DNP	36	-	13	-	25	37	7	-	16	DNP	-
Rey, A.	130	-3	DNP	-	-	4	35	6	1	38	-	49	-
Leonard, D.	112	-	5	-	-	DNP	DNP	9	6	-	21	28	43
McCollum, N.	108	-	6	2	16	49	-	29	DNP	-	-4	-	10
Yates, J.	82	27	-8	21	3	-	DNP	DNP	DNP	DNP	47	20	-28
Griffin, J.	77	DNP	24	DNP	DNP	DNP	DNP	DNP	DNP	DNP	46	DNP	7
Rutherford, M.	62	DNP	-	DNP	DNP	62	DNP	DNP	DNP	DNP	DNP	DNP	DNP
Harris, P.	30	8	19	3	-	-	-	-	DNP	-	-	-	-
Deveney, D.	16	DNP	DNP	16	DNP	-	DNP	DNP	DNP	DNP	DNP	DNP	DNP
King, R.	7	DNP	-	DNP	-	-	-	-	DNP	-	-	7	DNP
Thomas, Jua.	6	-	-	-	-	-	6	-	-	-	-	-	-
Ward, B.	4	-	-	-	-	-	-	-	DNP	-	4	-	-
Coco, J.	4	-	-	DNP	DNP	-	DNP	DNP	4	-	-	-	-
Robinson, J.	1	-	-	-	-	-	-	-	1	DNP	DNP	-	DNP
Beatty, T.	1	DNP	1	DNP	DNP	DNP	DNP	DNP	DNP	DNP	DNP	DNP	DNP
TEAM	-13	-	-	-	-4	-	-3	-	-	-6	-	-	-

## INDIVIDUAL GAME-BY-GAME INTERCEPTIONS

	No-Yds	NIU	KSU	CLEM	UNC	PITT	DUKE	UVA	VT	MIA	BC	ND	UGA
Thomas, C.	2-0	-	2-0	-	-	-	-	-	-	-	-	-	-
Thomas, Jua.	1-6	-	-	-	-	-	1-6	-	-	-	-	-	-

## INDIVIDUAL GAME-BY-GAME FUMBLES FORCED

	No.	NIU	KSU	CLEM	UNC	PITT	DUKE	UVA	VT	MIA	BC	ND	UGA
Domineck, J.	3	-	2	-	1	-	-	DNP	-	-	-	-	-
Walker, W.	2	1	-	-	-	-	-	-	-	1	-	DNP	DNP
Thomas, Jua.	2	-	-	1	-	-	-	-	-	1	-	-	-
Jackson, Q.	1	-	-	1	-	-	-	-	-	-	-	-	-
Huff, Jal.	1	DNP	DNP	DNP	DNP	DNP	-	DNP	DNP	-	1	-	-
Carpenter, T.	1	-	-	-	-	-	-	-	-	1	-	-	-
Ivey, J.	1	-	-	-	1	-	-	-	-	-	-	DNP	-
Yondjouen, S.	1	-	-	-	-	-	-	-	DNP	-	-	1	-
Brooks, D.	1	-	-	-	1	-	-	-	-	-	-	-	-
Thomas, C.	1	-	-	-	-	-	1	-	-	-	-	-	-

## INDIVIDUAL GAME-BY-GAME FUMBLES RECOVERED

	No.	NIU	KSU	CLEM	UNC	PITT	DUKE	UVA	VT	MIA	BC	ND	UGA
Sims, M.	2	DNP	-	1	-	-	-	-	-	1	-	-	-
Jackson, Q.	2	1	-	-	1	-	-	-	-	-	-	-	-
Domineck, J.	1	-	1	-	-	-	-	DNP	-	-	-	-	-
King, J.	1	-	-	-	-	-	-	-	-	1	-	-	DNP
Walker, W.	1	-	-	-	-	-	-	-	-	1	-	DNP	DNP
Huff, Jal.	1	DNP	DNP	DNP	DNP	DNP	-	DNP	DNP	-	1	-	-
Thomas, C.	1	-	-	-	1	-	-	-	-	-	-	-	-
Knight II, D.	1	-	-	-	1	-	-	-	-	-	-	-	-





**INDIVIDUAL GAME-BY-GAME TACKLES**

	UA-A	TOTAL	NIU	KSU	CLEM	UNC	PITT	DUKE	UVA	VT	MIA	BC	ND	UGA
Jackson, Q.	45-57	102	4-3	3-7	3-4	10-0	4-10	5-7	1-5	7-9	4-5	1-4	1-0	2-3
Eley, A.	43-47	90	8-3	3-7	5-2	4-1	1-7	6-8	0-5	9-7	3-2	3-2	-	1-3
Thomas, Jua.	38-43	81	4-3	3-0	2-5	3-3	4-4	4-7	5-3	2-4	6-3	0-3	4-4	1-4
Thomas, C.	35-35	70	3-4	2-3	4-8	8-1	3-2	2-8	4-2	4-1	2-2	2-0	1-1	1-3
Carpenter, T.	40-25	65	0-3	-	9-4	3-0	2-2	2-2	3-2	4-1	6-1	2-4	6-4	4-2
Walker, W.	24-21	45	3-2	0-1	3-2	1-0	1-4	3-7	6-1	2-3	3-1	2-0	DNP	DNP
Dornineck, J.	18-20	38	1-1	4-1	0-2	1-2	0-1	2-6	DNP	4-2	1-0	2-0	2-1	1-4
Swilling, T.	19-14	33	4-1	1-1	DNP	DNP	4-0	2-2	1-1	0-2	2-2	0-1	2-0	3-4
King, J.	20-12	32	-	3-3	1-0	4-0	1-1	4-3	3-4	1-1	-	2-0	1-0	DNP
Ivey, J.	20-12	32	1-2	1-1	2-0	3-2	2-1	2-3	0-2	2-0	2-0	4-1	DNP	1-0
Brooks, D.	12-18	30	0-1	1-4	1-0	1-0	0-2	1-4	4-2	2-0	1-2	0-1	1-0	0-2
Sims, M.	18-7	25	DNP	-	1-0	-	2-1	4-1	2-0	1-0	1-0	-	4-3	2-2
Walton, Z.	13-6	19	2-1	DNP	DNP	1-0	3-0	0-1	-	2-0	3-2	1-1	2-1	DNP
Kennard, K.	5-10	15	-	0-1	0-1	2-2	0-1	0-1	0-1	DNP	0-2	2-1	1-0	-
Edwards, K.	9-4	13	DNP	DNP	-	DNP	1-1	3-0	1-0	2-0	-	1-2	1-1	-
Tatum, T.	8-4	12	1-0	DNP	-	-	0-1	0-1	1-0	DNP	-	5-0	1-2	DNP
Yondjouen, S.	7-5	12	-	-	1-0	1-1	0-1	-	1-1	DNP	1-0	1-0	1-1	1-1
Chimedza, T.K.	6-6	12	0-2	3-0	DNP	-	DNP	DNP	-	1-1	2-1	DNP	0-2	DNP
Oliver, T.	6-6	12	-	1-1	1-3	DNP	2-0	0-1	-	0-1	1-0	DNP	DNP	1-0
Biggers, Z.	6-3	9	DNP	1-1	2-0	-	-	1-1	1-0	DNP	-	1-1	DNP	DNP
Griffin, Jaa.	6-3	9	DNP	DNP	1-0	1-0	-	DNP	-	3-1	-	1-0	0-2	-
Lockhart, M.	2-7	9	-	-	1-0	-	-	0-4	-	DNP	1-0	0-1	0-1	0-1
Brooks, M.	5-4	9	-	-	1-0	-	-	1-1	1-0	0-1	-	-	1-2	1-0
Knight II, D.	4-3	7	-	-	1-0	-	-	-	0-1	0-1	1-0	-	0-1	2-0
Huff, Jal.	6-1	7	DNP	DNP	DNP	DNP	DNP	1-0	DNP	DNP	1-1	2-0	1-0	1-0
Harris, K.	4-2	6	-	0-1	1-0	1-0	-	1-0	0-1	DNP	-	-	1-0	-
King, R.	4-1	5	DNP	-	DNP	-	3-1	-	-	DNP	-	-	1-0	-
Collins, N.	2-3	5	DNP	DNP	-	DNP	DNP	-	-	0-1	0-1	DNP	0-1	2-0
Long, Cade	3-1	4	-	-	1-0	1-1	-	1-0	-	DNP	DNP	-	-	-
Robinson, J.	2-2	4	-	-	1-0	-	-	-	1-1	-	DNP	DNP	0-1	DNP
Allen, D.	3-1	4	-	-	0-1	3-0	-	DNP	-	DNP	-	-	-	-
White, K.	2-2	4	DNP	DNP	DNP	DNP	DNP	DNP	DNP	DNP	1-0	1-0	0-1	0-1
Stone, A.	3-0	3	DNP	3-0	DNP	DNP	-	DNP	-	DNP	DNP	DNP	DNP	DNP
Johnson, K.	1-1	2	-	-	-	0-1	DNP	-	1-0	DNP	-	-	-	-
Ward, B.	1-1	2	-	-	-	-	-	-	-	DNP	-	-	1-1	-
McCollum, N.	2-0	2	-	-	-	-	1-0	-	1-0	DNP	-	-	-	-
McGowan, K.	1-0	1	-	-	-	-	DNP	-	-	-	1-0	-	-	DNP
Douse, D'Quan	0-1	1	-	-	-	DNP	-	-	DNP	DNP	-	-	0-1	-
Neuber, C.	0-1	1	DNP	DNP	-	DNP	-	DNP	-	DNP	DNP	DNP	0-1	-
Harris, P.	1-0	1	-	-	-	-	-	1-0	-	DNP	-	-	-	-
Stewart, G.	1-0	1	-	-	-	-	-	-	-	-	-	-	1-0	DNP
Boyd, Avery	0-1	1	DNP	-	DNP	-	DNP	0-1	-	DNP	-	DNP	-	-
Bryant, S.	1-0	1	1-0	DNP	DNP	DNP	DNP	DNP	DNP	DNP	-	DNP	DNP	DNP
Rey, A.	1-0	1	-	DNP	-	1-0	-	-	-	-	-	-	-	-
Jordan-Swilling	0-1	1	DNP	-	-	DNP	-	0-1	-	DNP	-	-	DNP	DNP

**INDIVIDUAL GAME-BY-GAME SACKS**

	UA-A	TOTAL	NIU	KSU	CLEM	UNC	PITT	DUKE	UVA	VT	MIA	BC	ND	UGA
Dornineck, J.	2-3	3.5	-	1.0-5	-	0.5-6	-	0.5-0	DNP	-	-	-	1.0-6	0.5-1
Thomas, C.	2-2	3.0	-	-	-	2.5-13	-	-	0.5-7	-	-	-	-	-
Griffin, Jaa.	2-0	2.0	DNP	DNP	-	1.0-13	-	DNP	-	1.0-7	-	-	-	-
Jackson, Q.	2-0	2.0	-	-	-	1.0-1	-	-	-	-	-	-	1.0-11	-
Kennard, K.	1-2	2.0	-	-	-	2.0-18	-	-	-	DNP	-	-	-	-
Ivey, J.	1-1	1.5	-	-	-	1.0-4	-	-	0.5-7	-	-	-	DNP	-
Swilling, T.	1-0	1.0	-	-	DNP	DNP	1.0-7	-	-	-	-	-	-	-
Walton, Z.	1-0	1.0	-	DNP	DNP	-	-	-	-	1.0-6	-	-	-	DNP
Yondjouen, S.	1-0	1.0	-	-	-	-	-	-	-	DNP	-	-	1.0-5	-
Chimedza, T.K.	1-0	1.0	-	1.0-8	DNP	-	DNP	DNP	-	-	-	DNP	-	DNP
Thomas, Jua.	1-0	1.0	-	-	-	-	-	-	-	-	1.0-1	-	-	-
Eley, A.	0-1	0.5	-	-	-	-	-	0.5-1	-	-	-	-	-	-
Lockhart, M.	0-1	0.5	-	-	-	-	-	-	-	DNP	-	-	-	0.5-1

## INDIVIDUAL GAME-BY-GAME TACKLES FOR LOSS

	UA-A	TOTAL	NIU	KSU	CLEM	UNC	PITT	DUKE	UVA	VT	MIA	BC	ND	UGA
Thomas, C.	9-2	10.0	-	1.0-2	1.0-7	4.5-19	-	1.0-2	0.5-7	-	1.0-2	1.0-3	-	-
Jackson, Q.	7-2	8.0	-	1.0-5	-	2.0-7	-	2.0-4	-	1.0-4	1.0-1	-	1.0-11	-
Ivey, J.	5-2	6.0	-	1.0-2	1.0-2	1.0-4	1.0-4	0.5-0	0.5-7	1.0-5	-	-	DNP	-
Domineck, J.	4-3	5.5	-	3.0-10	-	0.5-6	-	0.5-0	DNP	-	-	-	1.0-6	0.5-1
Thomas, Jua.	3-4	5.0	-	1.0-2	1.0-1	-	-	1.0-1	-	-	1.5-2	-	0.5-1	-
Kennard, K.	2-3	3.5	-	-	-	3.0-20	-	0.5-1	-	DNP	-	-	-	-
Eley, A.	3-1	3.5	-	-	-	-	-	1.5-3	-	1.0-1	-	1.0-1	-	-
Walton, Z.	2-0	2.0	-	DNP	DNP	-	-	-	-	1.0-6	1.0-1	-	-	DNP
Griffin, Jaa.	2-0	2.0	DNP	DNP	-	1.0-13	-	DNP	-	1.0-7	-	-	-	-
King, J.	2-0	2.0	-	-	1.0-5	-	-	1.0-4	-	-	-	-	-	DNP
Stone, A.	2-0	2.0	DNP	2.0-3	DNP	DNP	-	DNP	-	DNP	DNP	DNP	DNP	DNP
Swilling, T.	2-0	2.0	1.0-10	-	DNP	DNP	1.0-7	-	-	-	-	-	-	-
Brooks, D.	1-1	1.5	-	-	-	-	-	-	1.0-2	-	0.5-1	-	-	-
Lockhart, M.	0-3	1.5	-	-	-	-	-	1.0-1	-	DNP	-	-	-	0.5-1
Carpenter, T.	1-0	1.0	-	-	-	-	-	-	-	-	1.0-1	-	-	-
Yondjouen, S.	1-0	1.0	-	-	-	-	-	-	-	DNP	-	-	1.0-5	-
Sims, M.	1-0	1.0	DNP	-	-	-	-	-	-	-	-	-	1.0-4	-
Collins, N.	1-0	1.0	DNP	DNP	-	DNP	DNP	-	-	-	-	DNP	-	1.0-1
Chimedza, T.K.	1-0	1.0	-	1.0-8	DNP	-	DNP	DNP	-	-	-	DNP	-	DNP
Robinson, J.	1-0	1.0	-	-	-	1.0-2	-	-	-	-	DNP	DNP	-	DNP
White, K.	0-1	0.5	DNP	DNP	DNP	DNP	DNP	DNP	DNP	DNP	-	-	0.5-0	-
Edwards, K.	0-1	0.5	DNP	DNP	-	DNP	-	-	-	-	-	0.5-1	-	-
Biggers, Z.	0-1	0.5	DNP	-	-	-	-	-	-	DNP	-	0.5-1	DNP	DNP



**GEORGIA TECH SCORING DRIVES**

	QTR	TD	FG	PLAYERS	PLAY	PL	YDS	TIME
NIU	2	X		McGowan from Yates	22-yd pass	17	97	6:00
	4	X		Dontae Smith	15-yd rush	5	77	2:23
	4	X		Jordan Yates	4-yd rush	3	25	0:54
KSU	1	X		Mason from Yates	6-yd pass	8	81	2:44
	1	X		Jordan Domineck	70-yd FUM return			
	2	X		Brent Cimaglia	31-yd FG	12	52	4:49
	2	X		McGowan from Yates	4-yd pass	7	48	2:48
	3	X		Norris from Yates	16-yd pass	6	80	2:32
	4	X		McGowan from Yates	39-yd pass	2	44	0:30
CLEM	4	X		Dontae Smith	10-yd rush	4	42	1:46
	2	X		Brent Cimaglia	22-yd FG	14	66	2:47
UNC	4	X		Brent Cimaglia	22-yd FG	16	70	6:53
	2	X		Brent Cimaglia	34-yd FG	9	64	5:02
PITT	2	X		Brent Cimaglia	32-yd FG	4	-4	0:35
	2	X		Jeff Sims	11-yd rush	2	17	0:42
	3	X		Jeff Sims	1-yd rush	3	39	0:32
	3	X		Jahmyr Gibbs	4-yd rush	8	81	2:50
	4	X		Carter from Sims	27-yd pass	9	75	4:58
	4	X		Brent Cimaglia	31-yd FG	12	52	7:11
DUKE	4	X		Jeff Sims	50-yd rush	2	53	0:51
	1	X		McCollum from Sims	44-yd pass	5	75	2:02
DUKE	2	X		Dontae Smith	3-yd rush	6	66	1:48
	3	X		Sanders from Sims	4-yd pass	12	75	4:41
	1	X		Gibbs from Sims	77-yd pass	3	82	1:07
UVA	1	X		Jeff Sims	1-yd rush	8	77	3:28
	2	X		Brent Cimaglia	25-yd FG	7	41	2:00
	3	X		McGowan from Sims	18-yd pass	6	75	2:40
	4	X		Sanders from Sims	36-yd pass	6	88	0:51
UVA	1	X		McGowan from Sims	36-yd pass	5	75	1:40
	1	X		Dontae Smith	3-yd rush	12	79	5:05
	2	X		Brent Cimaglia	26-yd FG	13	66	4:59
	3	X		Jahmyr Gibbs	71-yd rush	2	75	0:41
	4	X		Brent Cimaglia	34-yd FG	8	48	3:27
	4	X		Norris from Sims	37-yd pass	8	75	2:34
VT	4	X		McGowan from Sims	5-yd pass	5	51	0:54
	1	X		McGowan from Sims	26-yd pass	9	75	3:30
	3	X		Brent Cimaglia	37-yd FG	9	52	3:40
MIA	3	X		Sanders from Sims	23-yd pass	4	64	1:18
	1	X		Jordan Mason	71-yd rush	6	93	2:53
	2	X		Jahmyr Gibbs	29-yd rush	7	86	2:57
	2	X		Jaylon King	40-yd FUM return			
BC	3	X		Gibbs from Sims	50-yd pass	7	73	3:26
	4	X		Juanyeh Thomas	100-yd PAT return			
	1	X		Jahmyr Gibbs	98-yd KO Return			
	1	X		Carter from Yates	12-yd pass	7	70	3:14
BC	2	X		Jordan Yates	2-yd rush	13	85	6:54
	3	X		Brent Cimaglia	28-yd FG	9	60	4:31
	4	X		Jahmyr Gibbs	4-yd rush	6	68	2:58

**OPPONENTS SCORING DRIVES**

	QTR	TD	FG	PLAYERS	PLAY	PL	YDS	TIME
NIU	1	X		H. Waylee	35-yd rush	8	74	3:42
	2	X		Joiner from Lombardi	5-yd pass	12	66	5:22
	4	X		Ratkovich from Lombardi	3-yd pass	9	80	2:04
KSU	2	X		N. Robertson	31-yd FG	9	46	4:22
	4	X		I. Cousin	54-yd rush	7	75	4:08
CLEM	4	X		Adeleke from Shepherd	39-yd pass	4	46	1:30
	1	X		W. Shipley	3-yd rush	8	39	3:15
UNC	4	X		W. Shipley	3-yd rush	12	66	4:29
	1	X		S. Howell	23-yd rush	4	40	1:03
PITT	3	X		Morales from Howell	7-yd pass	6	75	1:49
	4	X		Downs from Howell	4-yd pass	8	75	2:33
DUKE	1	X		I. Abanikanda	9-yd rush	7	48	2:14
	1	X		J. Petrishen	33-yd INT Return			
	1	X		Addison from Pickett	11-yd pass	2	58	0:58
	2	X		Mack from Pickett	55-yd pass	2	55	0:15
	2	X		I. Abanikanda	6-yd rush	9	75	3:08
	2	X		Krull from Pickett	16-yd pass	2	45	0:39
DUKE	3	X		Carter from Pickett	2-yd pass	11	77	4:49
	4	X		S. Scarton	46-yd FG	12	60	4:56
	1	X		Bobo from Holmberg	37-yd pass	8	79	3:16
	2	X		M. Durant	1-yd rush	12	68	3:56
UVA	3	X		C. Ham	35-yd FG	9	60	3:39
	4	X		Daimolin from Holmberg	7-yd pass	10	80	3:17
	4	X		C. Ham	22-yd FG	15	80	5:52
	1	X		Kemp from Armstrong	1-yd pass	9	75	3:35
VT	2	X		Wicks from Armstrong	13-yd pass	7	83	3:30
	2	X		Wicks from Armstrong	77-yd pass	3	82	0:48
	2	X		Farrell	24-yd FG	7	47	2:36
	2	X		Farrell	26-yd FG	11	67	5:91
	3	X		Armstrong	4-yd rush	8	75	3:47
	3	X		Armstrong	14-yd rush	8	48	3:27
VT	4	X		Henry from Armstrong	20-yd pass	9	96	5:09
	1	X		Turner from Burmeister	69-yd pass	4	86	1:17
	1	X		Robinson from Burmeister	4-yd pass	10	75	4:10
	2	X		J. Romo	23-yd FG	7	70	1:54
MIA	2	X		J. Romo	43-yd FG	8	64	1:45
	3	X		J. Romo	34-yd FG	4	0	2:14
	4	X		J. Romo	21-yd FG	12	85	7:01
	1	X		Harley from Van Dyke	8-yd pass	11	93	3:39
BC	1	X		Rambo from Van Dyke	35-yd pass	4	58	0:58
	2	X		A. Borregales	28-yd FG	5	43	0:57
	3	X		J. Knighton	2-yd rush	4	75	1:01
	4	X		A. Borregales	31-yd FG	12	53	5:05
	4	X		Smith from Van Dyke	15-yd pass	5	51	1:50
	1	X		Flowers from Jurkovec	48-yd pass	5	75	2:00
ND	2	X		Flowers from Jurkovec	39-yd pass	4	55	1:36
	2	X		P. Jurkovec	8-yd rush	4	83	1:50
	2	X		P. Jurkovec	14-yd rush	5	65	1:41
	4	X		C. Lytton	31-yd FG	13	83	5:13
	4	X		P. Jurkovec	31-yd rush	10	60	6:05
	4	X		C. Lytton	27-yd FG	4	8	1:01
UGA	1	X		J. Doerer	41-yd FG	5	25	2:25
	1	X		J. Kiser	43-yd INT Return			
	1	X		K. Williams	9-yd rush	9	65	3:29
	1	X		Mayer from Coan	52-yd pass	4	69	1:22
	2	X		L. Diggs	5-yd rush	7	61	3:45
	2	X		Diggs from Coan	20-yd pass	4	60	1:47
UGA	2	X		K. Williams	1-yd rush	7	89	3:01
	3	X		J. Doerer	26-yd FG	6	86	3:02
	3	X		Tagovailoa-Amosa	70-yd FUM Return			
	1	X		J. Podlesny	38-yd FG	5	17	2:06
	1	X		Burton from Bennett	25-yd pass	8	80	4:17
	2	X		McConkey from Bennett	11-yd pass	7	87	3:32
UGA	2	X		Bowers from Bennett	77-yd pass	2	77	0:19
	3	X		Bowers from Bennett	9-yd pass	9	75	5:05
	3	X		K. McIntosh	59-yd rush	3	67	1:33
	4	X		D. Edwards	3-yd rush	6	51	3:17

TOUCHDOWN DRIVE SUMMARY	GT	OPP
TD plays of 20-plus yards	17	21
TD plays of 50-plus yards	7	8
TD drives of 80-plus yards	9	12
TD drives of 20 yards or less	1	-
TD drives of 5:00 or more	4	5
TD drives of 3:00 or less	21	25
TD drives of 2:00 or less	13	16
TD drives of 5 plays or less	12	18
TD drives of 10 plays or more	4	8

does not include special teams or defensive touchdowns



**GEORGIA TECH BIG PLAYS (20+ YARDS)**

NO. OPP.	PLAYER(S)	PLAY	* Touchdown	
			DOWN-DIST.	YDS.
1. NIU	Jeff Sims	Rush	1-10	28
2.	Jordan Mason	Rush	3-3	24
3.	Carter from Yates	Pass	1-10	53
4. KSU	Jordan Domineck	FUM Return		70*
5.	Jahmyr Gibbs	KO Return		42
6.	McGowan from Yates	Pass	2-5	39*
7.	Gibbs from Yates	Pass	1-10	32
8.	Carter from Yates	Pass	3-8	30
9.	Dontae Smith	Rush	2-3	29
10.	Jahmyr Gibbs	Rush	1-10	26
11.	Norris from Yates	Pass	3-8	20
12. CLEM	McGowan from Yates	Pass	4-11	35
13.	McGowan from Yates	Pass	1-10	25
14.	McGowan from Yates	Pass	3-10	22
15. UNC	Jeff Sims	Rush	2-7	50*
16.	Jeff Sims	Rush	2-10	38
17.	Demetrius Knight II	FUM Return		37
18.	Jordan Mason	Rush	2-5	29
19.	Jahmyr Gibbs	Rush	1-10	29
20.	McGowan from Sims	Pass	1-10	28
21.	Carter from Sims	Pass	1-10	27*
22.	Quez Jackson	FUM Return		23
23. PITT	Gibbs from Sims	Pass	1-10	71
24.	McCullum from Sims	Pass	1-10	44*
25.	Sanders from Sims	Pass	1-10	36
26.	Jahmyr Gibbs	KO Return		34
27.	Jahmyr Gibbs	KO Return		28
28.	Rutherford from Sims	Pass	1-10	24
29.	Jeff Sims	Rush	1-10	23
30.	Gibbs from Sims	Pass	1-10	20
31.	Carter from Sims	Pass	1-10	20
32.	Jahmyr Gibbs	KO Return		20
33. DUKE	Gibbs from Sims	Pass	3-5	77*
34.	Carter from Sims	Pass	3-6	39
35.	Carter from Sims	Pass	3-9	39
36.	Sanders from Sims	Pass	1-10	37
37.	Sanders from Sims	Pass	3-6	36*
38.	Azende Rey	Punt Return		35
39.	Jahmyr Gibbs	KO Return		25
40.	Norris from Sims	Pass	1-10	25
41.	Jahmyr Gibbs	KO Return		21

NO. OPP.	PLAYER(S)	PLAY	DOWN-DIST.	YDS.
42. UVA	Jahmyr Gibbs	Rush	2-6	71*
43.	Jeff Sims	Rush	4-1	38
44.	Norris from Sims	Pass	2-10	37*
45.	McGowan from Sims	Pass	1-10	36*
46.	Sanders from Sims	Pass	3-8	25
47.	Jordan Mason	Rush	2-10	21
48. VT	Jahmyr Gibbs	Rush	1-10	61
49.	Gibbs from Sims	Pass	3-6	39
50.	McGowan from Sims	Pass	4-4	26*
51.	Jahmyr Gibbs	Rush	1-10	23
52.	Sanders from Sims	Pass	2-10	23
53.	Jeff Sims	Rush	2-11	21
54.	McGowan from Sims	Pass	1-10	21
55.	Sanders from Sims	Pass	1-10	20
56. MIA	Jordan Mason	Rush	3-2	71*
57.	Gibbs from Sims	Pass	1-10	50*
58.	Jaylon King	FUM Return		40*
59.	Jahmyr Gibbs	KO Return		38
60.	Jahmyr Gibbs	Rush	2-2	29*
61.	Jahmyr Gibbs	KO Return		25
62.	Jahmyr Gibbs	Rush	2-27	23
63.	Jahmyr Gibbs	KO Return		22
64. BC	Jahmyr Gibbs	KO Return		98*
65.	Jordan Yates	Rush	2-11	30
66.	Jordan Yates	Rush	1-10	27
67.	Jordan Mason	Rush	2-8	26
68.	McGowan from Yates	Pass	3-16	22
69.	Jamious Griffin	KO Return		20
70. ND	Jordan Yates	Rush	2-3	54
71.	Jahmyr Gibbs	KO Return		40
72.	Jahmyr Gibbs	KO Return		24
73.	Dontae Smith	Rush	2-7	22
74.	Leonard from Yates	Pass	2-6	22
75.	Azende Rey	KO Return		20
76. UGA	Leonard from Yates	Pass	3-4	40

**POINTS OFF GEORGIA TECH TAKEAWAYS**

NO. OPP.	TURN			LED TO	PTS. OFF
	QTR	OVER	DEFENDER(S)		
1. NIU (1)	4	FUM	W. Walker (F); Q. Jackson (R)	TD	7
2. KSU (3)	1	FUM	J. Domineck (F, R)	TD*	7
3.	3	INT	C. Thomas	Punt	0
4.	4	INT	C. Thomas	TD	7
5. CLEM (1)	4	FUM	Q. Jackson (F); M. Sims (R)	Punt	0
6. UNC (3)	2	FUM	J. Domineck (F); Q. Jackson (R)	FG	3
7.	2	FUM	D. Brooks (F); D. Knight II (R)	FG	3
8.	4	FUM	J. Ivey (F); D. Brooks (F)	TD	7
9. DUKE (1)	4	INT	J. Thomas	E-o-G	0
10. MIA (3)	1	FUM	W. Walker (F); M. Sims (R)	INT	0
11.	1	FUM	T. Carpenter (F); W. Walker (R)	TD	7
12.	2	FUM	J. Thomas (F); J. King (R)	TD*	7
13. BC (1)	1	FUM	Jalen Huff (F, R)	TD	7

\* Defensive touchdown

**Points 55**

**POINTS OFF GEORGIA TECH GIVEAWAYS**

NO. OPP.	QTR	TURN		LED TO	PTS. OFF
		OVER	OFFENSIVE PLAYER		
1. NIU (1)	2	FUM	Jeff Sims	Punt	0
3. KSU (2)	4	FUM	Jamious Griffin	Punt	0
4. CLEM (1)	4	INT	Jordan Yates	E-o-G	0
5. PITT (2)	1	INT	Jeff Sims	TD	7
6.	1	INT	Jeff Sims	TD	7*
7. Duke (2)	1	INT	Jeff Sims	Downs	0
8.	2	INT	Jeff Sims	Missed FG	0
9. UVA (1)	2	INT	Jeff Sims	FG	3
10. VT (2)	3	FUM	Jeff Sims	FG	3
11	4	INT	Jeff Sims	E-o-G	0
12. MIA (1)	1	INT	Jeff Sims	Fumble	0
13. BC (2)	3	INT	Jordan Yates	FG	3
14.	4	FUM	Jordan Yates	FG	3
15. ND (2)	1	INT	Jordan Yates	TD	7*
16.	3	Fumble	Jordan Yates	TD	7*

\* Defensive touchdown

**Points 40**





**OPPONENT BIG PLAYS (20+ YARDS)**

NO.	OPP.	PLAYER(S)	PLAY	* Touchdown		YDS.					
				DOWN-DIST.	YDS.						
1.	NIU	Richie from Lombardi	Pass	1-10	39	42.	Rambo from Van Dyke	Pass	1-10	44	
2.	KSU	I. Cousin	Rush	4-4	54*	43.	Rambo from Van Dyke	Pass	1-10	37	
3.		Adeleke from Shepherd	Pass	4-3	39*	44.	Rambo from Van Dyke	Pass	3-12	35*	
4.		Farrow from Shepherd	Pass	3-3	22	45.	A. Williams	INT Return		32	
5.	UNC	Simmons from Howell	Pass	3-18	63	46.	J. Knighton	Rush	1-10	25	
6.		Green from Howell	Pass	1-10	36	47.	Harley from Van Dyke	Pass	2-10	24	
7.		Simmons from Howell	Pass	1-10	31	48.	George from Van Dyke	Pass	2-10	20	
8.		S. Howell	Rush	2-7	23*	49.	Mallory from Van Dyke	Pass	3-8	20	
9.		Morales from Howell	Pass	2-5	21	50.	BC	Flowers from Jurkovec	Pass	2-6	48*
10.	PITT	Mack from Pickett	Pass	2-10	55*	51.		Flowers from Jurkovec	Pass	2-10	39*
11.		Addison from Pickett	Pass	1-10	47	52.		Barry from Jurkovec	Pass	1-10	38
12.		J. Petrishen	FUM Return		33*	53.		Williams from Jurkovec	Pass	3-9	38
13.		Mack from Pickett	Pass	2-9	31	54.		P. Jurkovec	Rush	3-4	31*
14.		Krull from Pickett	Pass	1-10	29	55.		T. Levy	KO Return		27
15.		Addison from Pickett	Pass	2-3	25	56.		Luchetti from Jurkovec	Pass	2-15	26
16.		Jacques-Louis from Pickett	Pass	2-5	21	57.		Gill from Jurkovec	Pass	3-11	24
17.		Mack from Pickett	Pass	4-4	20	58.		Barry from Jurkovec	Pass	3-13	21
18.	DUKE	Bobo fromHolmberg	Pass	1-5	37*	59.		T. Levy	KO Return		20
19.		Calhoun fromHolmberg	Pass	1-10	36	60.	ND	Tagovailoa-Amosa	FUM Return		70*
20.		Calhoun from Holmberg	Pass	1-10	29	61.		T. Buchner	Rush	1-10	68
21.		J. Stinson	KO Return		28	62.		Mayer from Coan	Pass	1-10	52*
22.		Calhoun fromHolmberg	Pass	3-17	26	63.		Austin from Coan	Pass	1-10	51
23.		L. Johnson	INT Return		26	64.		C. Tyree	KO Return		51
24.		J. Stinson	KO Return		20	65.		J. Kiser	FUM Return		43*
25.	UVA	Wicks from Armstrong	Pass	3-5	77*	66.		Austin from Coan	Pass	1-10	38
26.		B. Armstrong	Rush	4-8	45	67.		K. Williams	Rush	1-10	26
27.		Wicks from Armstrong	Pass	1-10	28	68.		A. Estime	Rush	2-14	21
28.		B. Kemp	KO Return		26	69.		Diggs from Coan	Pass	1-10	20*
29.		Woods from Armstrong	Pass	1-10	24	70.	UGA	Bowers from Bennett	Pass	2-10	77*
30.		Thompson from Armstrong	Pass	3-16	23	71.		K. McIntosh	Rush	3-2	59*
31.		Henry from Armstrong	Pass	1-10	20*	72.		Rosemy-Jacksaint from Bennett	Pass	1-10	30
32.		Woods from Armstrong	Pass	1-10	20*	73.		Burton from Bennett	Pass	2-7	25*
33.		K. Thompson	Rush	2-7	20	74.		D. Edwards	Rush	2-5	23
34.		Wicks from Armstrong	Pass	2-10	20	75.		K. Jackson	Punt Return		22
35.	VT	Turner from Burmeister	Pass	3-8	69*						
36.		Turner from Burmeister	Pass	3-1	61						
37.		Gallo from Burmeister	Pass	2-7	27						
38.		Turner from Burmeister	Pass	1-10	26						
39.		R. Blackshear	Rush	2-8	25						
40.		B. Burmeister	Rush	1-10	24						
41.	MIA	Rambo from Van Dyke	Pass	1-10	60						

**BIG PLAYS FROM SCRIMMAGE SUMMARY**

RUSH/CATCH	20-29	30-39	40-49	50-59	60-69	70-79	80-89	90-99	TOTAL
Jahmyr Gibbs	6 (5/1)	2 (0/2)		1 (0/1)	1 (0/1)	3 (1/2)			13
Kyric McGowan	6 (0/6)	3 (0/3)							9
Malachi Carter	2 (0/2)	3 (0/2)		1 (0/1)					6
Jeff Sims	3 (3/0)	2 (2/0)		1 (1/0)					6
Adonias Sanders	3 (0/3)	3 (0/3)							6
Jordan Mason	3 (3/0)					1 (1/0)			4
Kalani Norris	2 (0/2)	1 (0/1)							3
Jordan Yates	1 (1/0)	1 (1/0)		1 (1/0)					3
Dontae Smith	2 (2/0)								2
Nate McCollum			1 (0/1)						1
Malik Rutherford	1 (0/1)								1
Dylan Leonard	1 (0/1)		1 (0/1)						2
<b>Totals</b>	<b>30 (14/16)</b>	<b>15 (3/12)</b>	<b>2 (0/2)</b>	<b>4 (2/2)</b>	<b>1 (0/1)</b>	<b>4 (2/2)</b>			<b>56</b>
<b>Opponents</b>	<b>31 (8/23)</b>	<b>14 (1/13)</b>	<b>4 (1/3)</b>	<b>4 (1/3)</b>	<b>5 (1/4)</b>	<b>2 (0/2)</b>			<b>60</b>
<hr/>									
PASSING	20-29	30-39	40-49	50-59	60-69	70-79	80-89	90-99	TOTAL
Jeff Sims	10	6	1	1	1	2			21
Jordan Yates	6	6	1	1					14
<b>Totals</b>	<b>16</b>	<b>12</b>	<b>2</b>	<b>2</b>	<b>1</b>	<b>2</b>			<b>35</b>
<b>Opponents</b>	<b>23</b>	<b>13</b>	<b>3</b>	<b>3</b>	<b>4</b>	<b>2</b>			<b>48</b>

**OFFENSIVE****STARTERS**

	QB	RB	WR	WR	WR	TE	LT	LG	C	RG	RT
Northern Illinois	Sims	Gibbs	Carter	McGowan	Sanders	Leonard	Cochran	Cooper	Minihan	Johnson	Pendley
Kennesaw State	Yates	Gibbs	Mason#	McGowan	Carter	Leonard	Cochran	Cooper	Minihan	Johnson	Williams
Clemson	Yates	Gibbs	Carter	McGowan	Norris	Leonard	Cochran	Lay III	Minihan	Johnson	Williams
North Carolina	Yates	Gibbs	Carter	McGowan	Norris	Leonard	Cochran	Cooper	Minihan	Johnson	Williams
Pitt	Sims	Gibbs	Carter	McCollum	Norris	Leonard	Cochran	Vaipulu	Minihan	Johnson	Williams
Duke	Sims	Gibbs	Carter	McGowan	Norris	Coco	Cochran	Cooper	Minihan	Johnson	Williams
Virginia	Sims	Gibbs	Carter	McGowan	Sanders	Leonard	Cochran	Vaipulu	Minihan	Lay III	Johnson
Virginia Tech	Sims	Gibbs	Carter	Harris	Sanders	Smith#	Cochran	Vaipulu	Minihan	Lay III	Johnson
Miami (Fla.)	Sims	Gibbs	Carter	McGowan	Sanders	Leonard	Cochran	Vaipulu	Minihan	Johnson	Williams
Boston College	Yates	Gibbs	Carter	McGowan	Sanders	Leonard	Cochran	Vaipulu	Minihan	Johnson	Williams
Notre Dame	Yates	Gibbs	Carter	McGowan	Sanders	Leonard	Cochran	Lay III	Minihan	Johnson	Williams
Georgia	Yates	Gibbs	Carter	McGward	King	Leonard	Cochran	Lay III	Minihan	Johnson	Williams

^WR \*TE #RB

**DEFENSIVE****STARTERS**

	DE	DT	DT	DE	LB	LB	S	S	S	CB	CB
Northern Illinois	Domineck	Griffin	Brooks	Ivey	Chimedza^	Eley	Walker (N)	Carpenter	J. Thomas	Swilling	Walton
Kennesaw State	Domineck	Chimedza	Brooks	Ivey	Eley	Jackson	C. Thomas (N)	Carpenter	J. Thomas	Swilling	Oliver
Clemson	Domineck	Brooks	Ivey#	Jackson@	Eley	C. Thomas	Walker (N)	Carpenter	J. Thomas	Swilling	Oliver
North Carolina	Domineck	Brooks	Ivey#	Jackson@	Eley	Allen*	Walker (N)	J. King	J. Thomas	Swilling	Oliver
Pitt	Domineck	Brooks	Ivey#	Jackson@	Eley	C. Thomas	Walker (N)	Carpenter	J. Thomas	Swilling	Oliver
Duke	Domineck	Brooks	Ivey#	Jackson@	Eley	C. Thomas	Walker (N)	Carpenter	J. Thomas	Swilling	Oliver
Virginia	Domineck	Brooks	Ivey#	Jackson@	Eley	C. Thomas	Walker (N)	J. King	J. Thomas	Swilling	Sims
Virginia Tech	Robinson	Brooks	Ivey#	Jackson@	Eley	C. Thomas	Oliver (N)	J. King	J. Thomas	Swilling	Walton
Miami (Fla.)	Domineck	Brooks	Ivey#	Jackson@	Eley	C. Thomas	Walker (N)	Carpenter	J. Thomas	Swilling	Walton
Boston College	Kennard	Chimedza	Brooks	Ivey	Eley	Jackson	Walker (N)	Carpenter	J. Thomas	Swilling	Walton
Notre Dame	Kennard	Brooks	Lockhart	White	Iatum	Jackson	Sims	Carpenter	J. Thomas	Swilling	Walton
Georgia	Robinson	Brooks	Ivey#	Jackson@	Eley	Jackson	Sims	Carpenter	J. Thomas	Swilling	Walton

(N) = Nickel ^ DL # DE @ LB \* Safety

**GAME INFORMATION**

	TECH CAPTAINS	COIN TOSS	GT KO/ REC.	GT 1ST OFF. PLAY	GT 1ST POSS.	OPP. 1ST POSS.	KICKOFF TIME	GAME LENGTH	GT HELMET	GT JERSEY	GT PANTS
KSU	Johnson, Sims Eley, Thomas	GT	KO	Gibbs rush 6	Downs	Punt	7:35	3:26	Gold	White/Blue	Gold/Blue
KSU	Brooks, Carter Swilling, Cochran	KSU	KO	Gibbs rush 26	TD	Punt	12:11	3:12	Gold	White/Gold	Gold/Blue
CLEM	Brooks, Carter Swilling, Cochran	GT	KO	Yates pass 10	Carter Punt	Punt	3:41	3:35	Gold	White/Gold	White/Blue
UNC	Jackson, McGowan Eley, Mason	GT	KO	Yates rush 4	Punt	Punt	7:40	3:24	Gold	Blue/Gold	Blue/Gold
PITT	Jackson, McGowan Eley, Mason	GT	KO	Sims rush 23	INT	Punt	12:02	3:22	White	Blue/Gold	White/Blue
DUKE	Johnson, Cochran Eley, Brooks	GT	KO	Gibbs rush 2	TD	Punt	12:33	3:26	Gold	White/Gold	Gold/Blue
UVA	Sanders, Sims C. Thomas, J. Thomas	GT	Rec.	Sims pass INC	McGowan TD	Punt	7:35	3:29	Gold	White/Blue	Blue/Gold
VT	Yates, Cochran Neuber, Brooks	GT	KO	Smith rush -1	Punt	Punt	12:03	3:11	Gold	Blue/Gold	Blue/Gold
MIA	Johnson, Mason Jackson, Oliver	GT	Rec.	Sims pass 6	Carter Punt	TD	12:33	3:38	White	White/Blue	White/Blue
BC	McGowan, Carpenter Gibbs, Thomas	GT	KO	Gibbs rush 8	TD	TD	3:33	3:17	Gold	White/Gold	Gold/Blue
ND	Cochran, Johnson Brooks, Knight	ND	KO	Yates pass INC	INT	FG	2:41	3:01	Gold	White/Blue	Gold/Blue
UGA	Leonard, Walton Minihan, Smith	UGA	Rec.	Yates rush 1	Punt	FG	12:06	2:53	Gold	Blue/Gold	Gold/Blue

\* touchdown



**2021 GAME PARTICIPATION**

#	Player	GP-GS	NIU	KennSt	Clem	UNC	Pitt	Duke	Uva	Hokies	Miami	BC	ND	UGa
0	Dijmon Brooks	12/11	START	START	START	START	START	START	START	START	XXX	START	START	START
0	Ryan Lantz	1/0	...	...	...	...	...	...	...	XXX	...	...	...	...
1	JuanYeh Thomas	12/12	START	START	START	START	START	START	START	START	START	START	START	START
1	Jahmyr Gibbs	12/11	START	START	START	START	START	START	START	START	XXX	START	START	START
2	Tariq Carpenter	12/9	START	START	START	XXX	START	START	XXX	XXX	START	START	START	START
2	Kyric McGowan	11/10	START	START	START	START	...	START	START	XXX	START	START	START	START
3	Azedei Rey	11/0	XXX	...	XXX	XXX	XXX	XXX	XXX	XXX	XXX	XXX	XXX	XXX
3	Tre Swilling	12/12	START	START	START	START	START	START	START	START	START	START	START	START
4	Quez Jackson	12/11	XXX	START	START	START	START	START	START	START	START	START	START	START
4	Dontae Smith	12/2	XXX	XXX	XXX	XXX	XXX	XXX	XXX	START	START	XXX	XXX	XXX
5	T.K. Chimedza	8/3	START	START	...	XXX	...	...	XXX	XXX	XXX	START	XXX	...
5	Kalani Norris	10/4	...	XXX	START	START	START	START	XXX	XXX	XXX	XXX	...	XXX
6	Jamious Griffin	4/0	...	XXX	...	XXX	...	...	...	...	...	XXX	...	XXX
6	Keion White	4/1	...	...	...	...	...	...	...	...	XXX	XXX	START	XXX
7	Malachi Carter	12/12	START	START	START	START	START	START	START	START	START	START	START	START
7	Zamari Walton	10/6	START	...	...	XXX	XXX	XXX	XXX	START	START	START	START	START
8	Tobias Oliver	10/6	XXX	START	START	START	START	START	XXX	START	XXX	...	...	XXX
8	Nate McCollum	12/1	XXX	XXX	XXX	XXX	START	XXX	XXX	XXX	XXX	XXX	XXX	XXX
9	Antonneus Clayton	2/0	...	XXX	XXX	...	...	...	...	...	...	...	...	...
9	Avery Boyd	6/0	...	XXX	...	...	...	XXX	XXX	XXX	XXX	...	...	XXX
10	Ayinde Eley	11/11	START	START	START	START	START	START	START	START	START	START	START	START
10	Jeff Sims	8/6	START	...	...	XXX	START	START	START	START	START	XXX	...	START
11	Marquez Ezzard	1/0	XXX	...	...	...	...	...	...	...	...	...	...	...
11	Ryan King	11/1	...	XXX	XXX	XXX	XXX	XXX	XXX	XXX	XXX	XXX	XXX	START
11	Kevin Harris	12/0	XXX	XXX	XXX	XXX	XXX	XXX	XXX	XXX	XXX	XXX	XXX	XXX
12	Kenyatta Watson	6/0	...	...	...	XXX	XXX	XXX	...	XXX	XXX	XXX	...	...
12	Adonias Sanders	11/6	START	XXX	XXX	XXX	XXX	XXX	START	START	START	START	START	...
13	Wesley Walker	10/8	START	XXX	START	START	START	START	START	XXX	START	START	START	...
13	Jordan Yates	8/6	XXX	START	START	START	XXX	...	...	...	...	START	START	START
14	Jaylon King	11/3	XXX	XXX	XXX	START	XXX	XXX	START	START	XXX	XXX	XXX	...
15	Trad Beatty	1/0	...	XXX	...	...	...	...	...	...	...	...	...	...
15	Jared Ivey	11/11	START	START	START	START	START	START	START	START	START	START	START	START
16	Myles Sims	11/3	...	XXX	XXX	XXX	XXX	XXX	START	XXX	XXX	XXX	START	START
16	Chayden Peery	0/0	...	...	...	...	...	...	...	...	...	...	...	...
17	Demetrius Knight II	12/0	XXX	XXX	XXX	XXX	XXX	XXX	XXX	XXX	XXX	XXX	XXX	XXX
17	Tanner Lawson	0/0	...	...	...	...	...	...	...	...	...	...	...	...
18	Peje Harris	12/1	XXX	XXX	XXX	XXX	XXX	XXX	XXX	START	XXX	XXX	XXX	XXX
18	Derrick Allen	10/1	XXX	XXX	XXX	START	XXX	...	XXX	XXX	XXX	XXX	...	XXX
20	Miles Brooks	12/0	XXX	XXX	XXX	XXX	XXX	XXX	XXX	XXX	XXX	XXX	XXX	XXX
20	Brody Rhodes	0/0	...	...	...	...	...	...	...	...	...	...	...	...
21	Jalen Huff	6/0	XXX	...	...	...	...	XXX	...	...	XXX	XXX	XXX	XXX
21	Leo Blackburn	0/0	...	...	...	...	...	...	...	...	...	...	...	...
22	Kaleb Edwards	10/0	...	...	XXX	XXX	XXX	XXX	XXX	XXX	XXX	XXX	XXX	XXX
24	Kenan Johnson	10/0	XXX	XXX	XXX	XXX	...	XXX	XXX	XXX	XXX	XXX	...	XXX
25	Charlie Thomas	12/8	XXX	START	START	XXX	START	START	START	START	START	XXX	XXX	START
25	James BlackStrain	0/0	...	...	...	...	...	...	...	...	...	...	...	...
26	Cole Neuber	6/0	...	...	XXX	...	XXX	...	XXX	XXX	...	...	...	XXX
26	Malik Rutherford	3/0	...	XXX	...	...	XXX	XXX	...	...	...	...	...	XXX
27	Jordan Mason	12/1	XXX	START	XXX	XXX	XXX	XXX	XXX	XXX	XXX	XXX	XXX	XXX
27	Josh Robinson	10/2	XXX	XXX	XXX	XXX	XXX	XXX	XXX	START	...	...	XXX	START
28	Tony Amerson	0/0	...	...	...	...	...	...	...	...	...	...	...	...
29	Bruce Jordan-Swilling	8/0	...	XXX	XXX	...	XXX	XXX	XXX	XXX	XXX	XXX	...	...
30	Trent Davis	0/0	...	...	...	...	...	...	...	...	...	...	...	...
30	Tamaris Jones-Cummings	0/0	...	...	...	...	...	...	...	...	...	...	...	...
31	Kyle Kennard	12/2	XXX	XXX	XXX	XXX	XXX	XXX	XXX	XXX	XXX	START	START	XXX
31	Jamal Haynes	2/0	...	...	...	...	...	...	XXX	...	...	...	...	XXX
32	Sylvain Yondjouen	12/0	XXX	XXX	XXX	XXX	XXX	XXX	XXX	XXX	XXX	XXX	XXX	XXX
33	Tyson Meiguez	0/0	...	...	...	...	...	...	...	...	...	...	...	...
34	Jack Coco	9/1	XXX	XXX	XXX	...	XXX	START	...	XXX	XXX	XXX	...	XXX
34	Khatavian Franks	0/0	...	...	...	...	...	...	...	...	...	...	...	...

**CAREER STARTS**

NAME	'17	'18	'19	'20	'21	TOT.	CONS.	
T. Carpenter	-	13	10	9	9	41	4	
T. Swilling	-	11	12	5	12	40	12	
M. Carter	-	-	11	10	12	33	24	
J. Thomas	-	-	11	10	12	33	27	
M. Minihan	-	-	6	10	12	28	26	
K. Cooper	11	7	4	-	4	27	-	
Z. Walton	-	-	11	10	6	27	5	
Q. Jackson	-	-	5	10	11	26	11	
D. Brooks	-	-	4	8	11	23	3	
R. Johnson	-	-	-	10	12	22	22	
C. Thomas	-	-	6	5	2	8	22	1
J. Mason	-	-	5	12	2	1	21	-
J. Williams	-	-	-	9	9	18	4	
J. Gibbs	-	-	-	6	11	17	3	
J. Sims	-	-	-	10	6	16	-	
J. Domineck	-	-	3	4	8	15	-	
A. Sanders	-	-	7	1	6	14	-	
W. Walker	-	-	-	5	8	13	-	
J. Ivey	-	-	-	2	11	13	1	
W. Lay III	-	-	8	-	5	13	2	
T.K. Chimedza	-	-	9	-	3	12	-	
D. Cochran	-	-	-	-	12	12	12	
D. Leonard	-	-	-	2	10	12	4	
A. Eley	-	-	-	-	11	11	1	
K. McGowan	-	-	-	-	10	10	4	
T. Oliver	-	1	2	-	6	9	-	
D. Levench	-	-	2	6	-	8	-	
M. Lockhart	-	-	-	5	2	7	-	
J. Yates	-	-	-	-	6	6	3	
JaQ. Griffin	-	-	-	4	1	5	-	
K. Kennard	-	-	-	3	2	5	-	
M. Sims	-	-	-	2	3	5	2	
A. Clayton	-	-	-	4	-	4	-	
P. Harris	-	-	1	2	1	4	-	
K. Norris	-	-	-	-	4	4	-	
S. Yondjouen	-	-	2	2	-	4	-	
K. Johnson	-	-	-	3	-	3	-	
Jordan-Swilling	1	-	2	-	-	3	-	
J. King	-	-	-	-	3	3	-	
D. Douse	-	-	-	2	-	2	-	
J. Coco	-	-	-	1	1	2	-	
J. Robinson	-	-	-	-	2	2	1	
D. Smith	-	-	-	-	2	2	-	
J. Griffin	-	-	-	-	1	1	-	
R. King	-	-	-	-	1	1	1	
N. McCollum	-	-	-	-	1	1	-	
N. Pendley	-	-	-	-	1	1	-	
A. Stone	-	-	-	1	-	1	-	
T. Talum	-	-	-	-	1	1	-	
B. Ward	-	-	-	-	1	1	-	
K. White	-	-	-	-	1	1	-	

**CAREER GAMES**

NAME	'17	'18	'19	'20	'21	TOT.	CONS.
T. Carpenter	6	13	11	9	12	51	49
K. Cooper	11	11	4	7	8	46	-
M. Carter	-	13	12	10	12	47	47
Q. Jackson	-	13	12	10	12	47	34
J. Thomas	-	13	12	10	12	47	47
Jordan-Swilling	11	11	7	8	8	45	-
C. Thomas	-	10	12	10	12	44	34
T. Oliver	-	12	12	9	10	43	1
J. Mason	-	13	12	6	12	43	17
T. Swilling	-	12	12	6	12	42	13
J. Coco	-	11	9	10	9	39	1
Z. Walton	-	4	12	10	10	36	9
D. Brooks	1	-	12	10	12	35	34
J. King	-	3	12	9	11	35	-
A. Sanders	-	2	12	9	11	34	32
JaQ. Griffin	-	2	11	10	10	33	6
C. Long	-	-	12	10	11	33	3
D. Knight	-	-	12	8	12	32	14
M. Minihan	-	2	8	10	12	32	27
J. Domineck	-	3	7	9	12	31	12
P. Harris	-	-	10	9	12	31	18
D. Leonard	-	-	12	7	11	30	6



**CAREER GAMES (CON'T)**

NAME	'17	'18	'19	'20	'21	TOT. CONS.
Don. Smith	-	-	8	10	12	30
M. Sims	-	-	10	8	11	29
S. Yondjouen	-	-	11	3	12	26
M. Lockhart	-	-	4	9	12	25
T.K. Chimedza	4	12	-	8	24	-
K. Johnson	-	-	4	9	10	23
W. Walker	-	-	3	10	10	23
R. Johnson	-	-	10	12	22	22
D. Deveney	-	-	12	6	3	21
A. Kent	-	-	10	10	21	-
J. Williams	-	-	10	11	21	4
J. Griffin	-	-	9	8	4	21
J. Ivey	-	-	9	11	20	1
G. Stewart	-	-	8	12	20	15
D. Allen	-	-	9	10	19	1
D. Douse	-	-	9	10	19	7
J. Gibbs	-	-	7	12	19	12
K. Norris	-	-	7	2	10	19
B. Ward	-	-	7	12	19	12
M. Maye	-	-	10	2	5	17
J. Sims	-	-	10	7	17	-
K. Kennard	-	-	6	12	18	17
N. McCollum	-	-	6	12	18	17
M. Brooks	-	-	4	12	16	12
T. McCawley	-	-	3	7	4	14
D. Cochran	-	-	-	12	12	12
A. Eley	-	-	-	12	12	12
K. Harris	-	-	-	12	12	12
D. Shanahan	-	-	-	12	12	12
J. Yates	-	-	3	2	7	12
R. King	-	-	2	11	11	11
K. McGowan	-	-	-	11	11	7
C. Miller	-	-	-	7	4	11
A. Pey	-	-	-	11	11	10
M. Scott	-	-	-	11	11	-
B. Cimaglia	-	-	-	10	10	-
K. Edwards	-	-	-	10	10	10
J. Robinson	-	-	-	10	10	2
T. Tatum	-	-	-	10	10	-
Z. Biggers	-	-	-	9	9	-
Ja. Huff	-	-	3	6	9	4
J. Kelley	-	-	-	5	4	9
A. Stone	-	-	-	6	3	9
P. Vaipulu	-	-	-	1	8	9
A. Boyd	-	-	-	2	6	8
C. Neuber	-	-	-	2	6	8
K. Wright	-	-	-	5	3	8
A. Clayton	-	-	-	5	2	7
N. Collins	-	-	-	7	7	2
T. Meiguez	-	-	-	7	-	7
K. Watson	-	-	-	6	6	-
W. Franklin	-	-	-	5	5	1
A. Smith	-	-	5	-	5	-
J. Macrina	-	-	4	-	4	-
N. Pendley	-	-	-	4	4	-
T. Amerson	-	-	-	3	3	-
M. Rutherford	-	-	-	3	3	-
J. Haynes	-	-	-	2	2	1
K. Kirby	-	-	-	2	2	-
T. Beatty	-	-	-	1	1	-
Z. Owens	-	-	-	1	1	-
W. Scissum	-	-	-	1	1	-

**2021 GAME PARTICIPATION (CON'T)**

#	Player	GP-GS	NIU	KennSt	Clem	UNC	Pitt	Duke	UVA	Hokies	Miami	BC	ND	UGA
35	Sirad Bryant	1/0	...	...	...	...	...	...	...	...	XXX	...	...	...
36	Joseph Macrina	0/0	...	...	...	...	...	...	...	...	...	...	...	...
36	Nate Moon	0/0	...	...	...	...	...	...	...	...	...	...	...	...
37	Khaya Wright	3/0	...	...	...	XXX	XXX	XXX	...	...	...	...	...	...
37	Colin Hemingway	0/0	...	...	...	...	...	...	...	...	...	...	...	...
38	Casey Gunn	0/0	...	...	...	...	...	...	...	...	...	...	...	...
38	William Marshall	0/0	...	...	...	...	...	...	...	...	...	...	...	...
39	Thomas Culwell	0/0	...	...	...	...	...	...	...	...	...	...	...	...
39	Englan Williams	0/0	...	...	...	...	...	...	...	...	...	...	...	...
40	Trenilyas Tatum	10/1	XXX	...	XXX	XXX	XXX	XXX	XXX	XXX	XXX	XXX	START	...
42	Brent Cimaglia	10/0	XXX	XXX	XXX	XXX	XXX	XXX	XXX	XXX	XXX	XXX	...	...
43	Jordan Domineck	12/8	START	START	START	START	START	START	START	XXX	START	XXX	XXX	XXX
43	Noah Collins	7/0	...	...	XXX	...	...	XXX	XXX	XXX	XXX	...	XXX	XXX
43	David Shanahan	12/0	XXX	XXX	XXX	XXX	XXX	XXX	XXX	XXX	XXX	XXX	XXX	XXX
45	Taylor McCawley	4/0	...	...	XXX	XXX	...	...	...	...	XXX	XXX	...	...
46	Henry Freer	2/0	...	...	...	...	...	...	...	XXX	XXX	...	...	...
46	Tyler Morehead	0/0	...	...	...	...	...	...	...	...	...	...	...	...
47	Austin Kent	10/0	XXX	XXX	XXX	XXX	XXX	XXX	XXX	XXX	XXX	XXX	...	...
48	Carson Harof	0/0	...	...	...	...	...	...	...	...	...	...	...	...
49	Grey Carroll	0/0	...	...	...	...	...	...	...	...	...	...	...	...
50	Jamal Camp	1/0	...	...	...	...	...	...	XXX	...	...	...	...	...
52	Cade Long	11/0	XXX	XXX	XXX	XXX	XXX	XXX	XXX	XXX	...	XXX	XXX	XXX
53	Deion Fisher	0/0	...	...	...	...	...	...	...	...	...	...	...	...
54	Jordan Williams	10/9	XXX	START	START	START	START	START	...	...	START	START	START	START
55	Kenny Cooper	7/4	START	START	XXX	START	...	START	XXX	...	XXX	...	...	...
57	Mikey Minihan	12/12	START	START	START	START	START	START	START	START	START	START	START	START
58	Will Scissum	1/0	XXX	...	...	...	...	...	...	...	...	...	...	...
60	Paula Vaipulu	8/5	...	...	...	XXX	START	XXX	START	START	START	START	...	XXX
61	Michael Maye	5/0	...	...	...	...	...	XXX	XXX	XXX	XXX	XXX	...	...
62	Cade Kootsouradis	0/0	...	...	...	...	...	...	...	...	...	...	...	...
63	Will Milam	0/0	...	...	...	...	...	...	...	...	...	...	...	...
64	Nick Pendley	4/1	START	XXX	...	...	XXX	...	XXX	...	...	...	...	...
65	Austin Smith	0/0	...	...	...	...	...	...	...	...	...	...	...	...
66	Anthony Minella	0/0	...	...	...	...	...	...	...	...	...	...	...	...
67	Joe Fusile	0/0	...	...	...	...	...	...	...	...	...	...	...	...
68	Jason Moore	0/0	...	...	...	...	...	...	...	...	...	...	...	...
69	Matthew Morgan	0/0	...	...	...	...	...	...	...	...	...	...	...	...
70	Ryan Johnson	12/12	START	START	START	START	START	START	START	START	START	START	START	START
71	Ryan Spiers	0/0	...	...	...	...	...	...	...	...	...	...	...	...
72	Weston Franklin	5/0	...	...	...	...	XXX	XXX	...	...	XXX	XXX	...	XXX
73	Kenneth Kirby	2/0	...	...	XXX	XXX	...	...	...	...	...	...	...	...
75	Jakiah Leftwich	0/0	...	...	...	...	...	...	...	...	...	...	...	...
76	Wing Green	0/0	...	...	...	...	...	...	...	...	...	...	...	...
77	Devin Cochran	12/12	START	START	START	START	START	START	START	START	START	START	START	START
79	William Lay III	10/5	...	...	START	XXX	XXX	XXX	START	START	XXX	XXX	START	START
80	Dylan Leonard	11/10	START	START	START	START	START	...	START	XXX	START	START	START	START
81	Zach Owens	0/0	...	...	...	...	...	...	...	...	...	...	...	...
83	Dylan Deveney	3/0	...	...	XXX	XXX	XXX	...	...	...	...	...	...	...
84	Chris Miller	4/0	XXX	XXX	...	...	...	...	...	...	XXX	XXX	...	...
85	Billy Ward	12/0	XXX	XXX	XXX	XXX	XXX	XXX	XXX	XXX	XXX	XXX	XXX	XXX
86	Luke Moseley	0/0	...	...	...	...	...	...	...	...	...	...	...	...
87	Ben Wilhelm	0/0	...	...	...	...	...	...	...	...	...	...	...	...
87	Jude Kelley	4/0	...	...	XXX	...	...	...	XXX	...	...	...	XXX	XXX
88	Gavin Stewart	12/0	XXX	XXX	XXX	XXX	XXX	XXX	XXX	XXX	XXX	XXX	XXX	XXX
88	Zeek Biggers	9/0	...	XXX	XXX	XXX	XXX	XXX	XXX	XXX	XXX	XXX	...	...
89	Ben Postma	0/0	...	...	...	...	...	...	...	...	...	...	...	...
90	Makius Scott	11/0	XXX	XXX	XXX	XXX	XXX	XXX	XXX	XXX	XXX	XXX	XXX	XXX
94	Mike Lockhart	12/2	XXX	XXX	XXX	XXX	XXX	XXX	XXX	XXX	START	XXX	START	XXX
95	JaQuon Griffin	10/1	START	...	XXX	XXX	XXX	...	XXX	XXX	XXX	XXX	XXX	XXX
96	Albany Casey	0/0	...	...	...	...	...	...	...	...	...	...	...	...

#	Player	GP-GS	NIU	KennSt	Clem	UNC	Pitt	Duke	UVA	Hokies	Miami	BC	ND	UGA
97	Akelo Stone	3/0	...	XXX	...	...	XXX	...	XXX	...	...	...	...	...
99	D'Quan Douse	10/0	XXX	XXX	XXX	...	XXX	XXX	...	XXX	XXX	XXX	XXX	XXX





GEORGIA TECH INDIVIDUAL GAME HIGHS

Table with 2 columns: Statistic and Value/Context. Includes Rushes, Yards Rushing, TD Rushes, Long Rush, Pass attempts, Pass completions, Yards Passing, TD Passes, Long Pass, Receptions, Yards Receiving, TD Receptions, Long Reception, Field Goals, Long Field Goal, Punts, Punting Avg, Long Punt, Punts inside 20, Long Punt Return, Long Kickoff Return, Tackles, Sacks, Tackles For Loss, Interceptions.

GEORGIA TECH TEAM GAME HIGHS

Table with 2 columns: Statistic and Value/Context. Includes Rushes, Yards Rushing, Yards Per Rush, TD Rushes, Pass attempts, Pass completions, Yards Passing, Yards Per Pass, TD Passes, Total Plays, Total Offense, Yards Per Play, Points, Sacks By, First Downs, Penalties, Penalty Yards, Turnovers, Interceptions By, Punts, Punting Avg, Long Punt, Punts inside 20, Long Punt Return.

OPPONENT INDIVIDUAL GAME HIGHS

Table with 2 columns: Statistic and Value/Context. Includes Rushes, Yards Rushing, TD Rushes, Long Rush, Pass attempts, Pass completions, Yards Passing, TD Passes, Long Pass, Receptions, Yards Receiving, TD Receptions, Long Reception, Field Goals, Long Field Goal, Punts, Punting Avg, Long Punt, Punts inside 20, Long Punt Return, Long Kickoff Return, Tackles, Sacks, Tackles For Loss, Interceptions.

OPPONENT TEAM GAME HIGHS

Table with 2 columns: Statistic and Value/Context. Includes Rushes, Yards Rushing, Yards Per Rush, TD Rushes, Pass attempts, Pass completions, Yards Passing, Yards Per Pass, TD Passes, Total Plays, Total Offense, Yards Per Play, Points, Sacks By, First Downs, Penalties, Penalty Yards, Turnovers, Interceptions By, Punts, Punting Avg, Long Punt, Punts inside 20, Long Punt Return.

## TEAM

TEAM	GEORGIA TECH	OPPONENT
<b>Scored 50 Points</b>	Nov. 28, 2020 vs. Duke (56)	Nov. 20, 2021 by No. 6 Notre Dame (55)
<b>Scored 50 Points, ACC Game</b>	Nov. 28, 2020 vs. Duke (56)	Oct. 2, 2021 by Pitt (52)
<b>Scored 35 Points, Half</b>	Oct. 5, 2018 at Louisville (35/2nd)	Nov. 20, 2021 by No. 6 Notre Dame (45/1st)
<b>Scored 28 Points, Quarter</b>	Sept. 3, 2015 vs. Alcorn State (34/1st)	Oct. 17, 2020 by No. 1 Clemson (2nd/35)
<b>Scored 0 Points</b>	Nov. 20, 2021 at No. 6 Notre Dame	Sept. 1, 2018 by Alcorn State
<b>Scored 0 Points, Half</b>	Oct. 17, 2020 vs. No. 1 Clemson (2nd)	Sept. 1, 2018 by Alcorn State (2nd)
<b>Overcame 10-Point Deficit, Win</b>	Oct. 9, 2020 vs. Louisville (21-7)	Sept. 8, 2018 by USF (28-38)
<b>Overcame 10-Point Halftime Deficit, Win</b>	Sept. 12, 2020 at Florida State (0-10)	Nov. 30, 2013 by Georgia (201) (7-20)
<b>40-Point Margin of Victory</b>	Sept. 29, 2018 vs. Bowling Green (63-17)	Nov. 20, 2021 by No. 6 Notre Dame (55-0)
<b>30-39-Point Margin of Victory</b>	Oct. 5, 2018 at Louisville (66-31)	Oct. 2, 2021 by Pitt (52-21)
<b>Scored 30 Points or more, Loss</b>	Nov. 13, 2021 vs. Boston College (30)	Oct. 5, 2018 by Louisville (31)
<b>Scored fewer than 10 Points, Win</b>	Nov. 11, 2006 at North Carolina (7-0)	Dec. 2, 2006 by Wake Forest (9-6)
<b>7 Touchdowns</b>	Nov. 28, 2020 vs. Duke (7)	Oct. 2, 2021 by Pitt (7)
<b>0 Touchdowns</b>	Nov. 20, 2021 at No. 6 Notre Dame	Sept. 1, 2018 by Alcorn State
<b>5+ Rushing Touchdowns</b>	Oct. 25, 2018 at Virginia Tech (7)	Aug. 29, 2019 by No. 1 Clemson (5)
<b>4+ Passing Touchdowns</b>	Sept. 13, 2014 vs. Georgia Southern (4)	Oct. 23, 2021 by Virginia (4)
<b>Interception Return for TD</b>	Oct. 5, 2018 at Louisville Juanyeh Thomas (95 yards) (Jordan Travis pass)	Nov. 20, 2021 by No. 6 Notre Dame Jack Kiser (43 yards) (Jordan Yates pass)
<b>Fumble Return for TD</b>	Nov. 6, 2021 at Miami (Fla.); Jaylon King (40 yards)	Nov. 20, 2021 by No. 6 Notre Dame; Myron Tagovailoa-Amosa (70 yards)
<b>Punt Return for TD</b>	Sept. 10, 2009 vs. Clemson; Jerrard Tarrant (85 yards)	Sept. 23, 2017 by Pittsburgh; Quadree Henderson (80 yards)
<b>Blocked Punt Return for TD</b>	Sept. 27, 1997 vs. Clemson Block by Ajenavi Ezimefe, D'Jay Jones recovered for TD	Oct. 12, 2019 by Duke Xander Gagnon blocked and Javon Jackson recovered for a TD
<b>Kickoff Return for TD</b>	Nov. 13, 2021 vs. Boston College; Jahmyr Gibbs (98-yard return)	Sept. 8, 2018 by USF; Terrence Horne (98 yards) Sept. 8, 2018 by USF; Terrence Horne (97 yards)
<b>2 Non-Offensive TDs</b>	Nov. 8, 2014 at NC State (INT return, fumble return)	Nov. 20, 2021 by No. 6 Notre Dame (INT return; fumble return)
<b>4 Field Goals Made</b>	Dec. 31, 2016 vs. Kentucky (4)	Oct. 30, 2021 by Virginia Tech (4)
<b>3 Field Goals Missed</b>	Sept. 4, 2021 vs. Northern Illinois (3)	Oct. 19, 2019 by Miami (3)
<b>5 Field Goals Attempted</b>	Dec. 31, 2011 vs. Utah (5)	Nov. 17, 2007 by North Carolina (5)
<b>50-yard Field Goal Made</b>	Dec. 31, 2016 vs. Kentucky (Harrison Butker, 52)	Sept. 23, 2017 by Pittsburgh; Alex Kessman (55 yards)
<b>Missed PAT</b>	Nov. 13, 2021 vs. Boston College	Sept. 26, 2020 by Syracuse
<b>Missed more than 1 PAT</b>	Nov. 3, 2012 at Maryland (2)	Nov. 5, 1977 by Notre Dame (2)
<b>Made 2-Point Conversion</b>	Oct. 23, 2021 at Virginia (A. Boyd pass from J. Sims)	Sept. 25, 2021 by No. 20 UNC (C. Baker pass from S. Howell)
<b>Failed 2-Point Conversion</b>	Oct. 23, 2021 at Virginia (PeJe Harris pass failed)	Nov. 21, 2019 by NC State (Devin Leary pass failed)
<b>Two+ 2-Point Conversions Att.</b>	Oct. 23, 2021 at Virginia (2, 1 converted)	Nov. 11, 2017 by No. 17 Virginia Tech (2, 2 failed)
<b>Defensive Extra Point Scored</b>	Nov. 6, 2021 at Miami (Fla.) Juanyeh Thomas 100-yard INT return (Tyler Van Dyke pass)	None recorded
<b>Recorded Safety</b>	Sept. 18, 2021 at No. 6 Clemson J. Thomas forced Clemson fumble, fell on in own end zone	Nov. 28, 2020 by Duke GT fumbled a punt return into the endzone
<b>Blocked Field Goal</b>	Oct. 19, 2019 at Miami Antwan Owens blocked T. Davidson's attempt	Sept. 4, 2017 by No. 25/24 Tennessee (20T) Paul Bain blocked Shawn Davis' attempt
<b>Blocked PAT</b>	Sept. 26, 2020 vs. Syracuse (D'Quon Douse)	Oct. 23, 2021 at Virginia (N. Taylor)
<b>Blocked Punt</b>	Nov. 2, 2019 vs. Pitt Jerry Howard, Jr. blocked punt of Kirk Christodoulou	Sept. 25, 2021 by No. 20 North Carolina Giovanni Biggers blocked punt of David Shanahan
<b>Blocked 2 Kicks/Punts</b>	Dec. 30, 2013 vs. Ole Miss (field goal/PAT)	Nov. 4, 1989 by Western Carolina (2 FGAs)
<b>30+ First Downs</b>	Oct. 25, 2018 at Virginia Tech (35)	Oct. 23, 2021 by Virginia (32)
<b>10 (or fewer) First Downs</b>	Oct. 17, 2020 vs. No. 1 Clemson (7)	Sept. 1, 2018 by Alcorn State (9)
<b>500-599 Yards Total Offense</b>	Oct. 23, 2021 at Virginia (570)	Nov. 13, 2021 by Boston College (505)
<b>600+ Yards Total Offense</b>	Sept. 8, 2018 at USF (602)	Oct. 23, 2021 by Virginia (636)
<b>&lt; 200 Yards Total Offense</b>	Nov. 16, 2019 vs. Virginia Tech (134)	Sept. 1, 2018 by Alcorn State (146)
<b>&lt; 100 Yards Total Offense</b>	Nov. 18, 1961 at Alabama (96)	Oct. 9, 2004 by Maryland (82)
<b>300+ Yards Total Offense, Half</b>	Sept. 25, 2021 vs. No. 20 UNC (313/2nd)	Oct. 23, 2021 by Virginia (307/2nd)
<b>&lt; 50 Yards Total Offense, Half</b>	Sept. 22, 2016 vs. No. 5/3 Clemson (22/1st)	Sept. 9, 2017 by Jacksonville State (45/2nd)
<b>90 Offensive Plays</b>	Sept. 4, 2017 vs. No. 25/24 Tennessee (20T) (96)	Oct. 9, 2021 by Duke (91)
<b>50 (or fewer) Offensive Plays</b>	Nov. 2, 2019 vs. Pitt (50)	Oct. 25, 2018 by Virginia Tech (47)
<b>300-399 Yards Rushing</b>	Nov. 28, 2020 vs. Duke (377)	Sept. 14, 2019 by The Citadel (320)
<b>400+ Yards Rushing</b>	Nov. 3, 2018 at North Carolina (461)	Aug. 29, 2019 by No. 1 Clemson (411)
<b>50 Yards (or less) Rushing</b>	Nov. 27, 2004 at Georgia (24)	Sept. 23, 2017 by Pittsburgh (37)
<b>0 Yards (or less) Rushing</b>	1968 (two times – vs. Notre Dame and Navy)	Nov. 2, 2013 by Pittsburgh (-5)
<b>60+ Rushing Attempts</b>	Oct. 25, 2018 at Virginia Tech (78)	Oct. 9, 2021 by Duke (62)
<b>30 (or fewer) Rushing Attempts</b>	Oct. 30, 2021 vs. Virginia Tech (30)	Oct. 23, 2021 by Virginia (30)
<b>25+ Pass Completions</b>	Oct. 23, 2021 at Virginia (27)	Oct. 23, 2021 by Virginia (29)
<b>5 (or fewer) Pass Completions</b>	Nov. 24, 2018 at No. 5 Georgia (5)	Sept. 14, 2019 by The Citadel (1)



## TEAM

	GEORGIA TECH	OPPONENT
<b>40+ Pass Attempts</b>	Oct. 23, 2021 at Virginia (44)	Oct. 23, 2021 by Virginia (43)
<b>10 (or fewer) Pass Attempts</b>	Nov. 17, 2018 vs. Virginia (OT) (8)	Sept. 14, 2019 by The Citadel (4)
<b>Threw 3 Interceptions</b>	Sept. 26, 2020 vs. Syracuse (4)	Nov. 3, 2018 by North Carolina (3)
<b>300-399 Yards Passing</b>	Oct. 23, 2021 at Virginia (300)	Nov. 20, 2021 by No. 6 Notre Dame (302)
<b>400+ Yards Passing</b>	Nov. 10, 2001 at Virginia (486)	Oct. 17, 2020 by No. 1 Clemson (500)
<b>100 (or less) Yards Passing</b>	Nov. 20, 2021 at No. 6 Notre Dame (96)	Sept. 1, 2018 by Alcorn State (69)
<b>Completed 70 Percent of Passes</b>	Sept. 11, 2021 vs. Kennesaw State (.739, 17-of-23)	Oct. 9, 2021 by Duke (.759, 22-of-29)
<b>5+ Fumbles</b>	Oct. 13, 2018 vs. Duke (6)	Oct. 25, 2014 by Pittsburgh (7)
<b>4+ Fumbles Lost</b>	Sept. 23, 2017 vs. Pittsburgh (4)	Nov. 28, 2020 by Duke (4)
<b>5 Turnovers</b>	Sept. 26, 2020 vs. Syracuse (5)	Nov. 28, 2020 by Duke (5)
<b>0 Turnovers</b>	Dec. 5, 2020 at NC State	Dec. 5, 2020 by NC State
<b>10 Penalties</b>	Nov. 21, 2021 vs. Boston College (10)	Oct. 24, 2020 by Boston College (10)
<b>2 (or fewer) Penalties</b>	Sept. 7, 2019 vs. USF (2)	Nov. 30, 2019 by No. 4 Georgia (0)
<b>100+ Penalty Yards</b>	Dec. 5, 2020 at NC State (111)	Oct. 24, 2020 by Boston College (102)
<b>10 (or fewer) Penalty Yards</b>	Oct. 14, 2017 vs. No. 11/10 Miami (6)	Nov. 30, 2019 by No. 4 Georgia (0)
<b>10 Punts</b>	Nov. 20, 2021 at No. 6 Notre Dame (10)	Oct. 11, 2008 by Gardner-Webb (10)
<b>0 Punts</b>	Oct. 5, 2018 at Louisville	Dec. 5, 2009 by Clemson
<b>10 Third-Down Conversions</b>	Dec. 5, 2020 at NC State (10)	Oct. 31, 2020 by No. 4 Notre Dame (10)
<b>2+ Fourth-Down Conversions</b>	Sept. 18, 2021 at No. 6 Clemson (2-of-3)	Oct. 9, 2021 by Duke (2-of-3)
<b>4 Fourth-Down Attempts</b>	Oct. 2, 2021 vs. Pitt (2-of-4)	Sept. 12, 2020 by Florida State (3-of-5)
<b>37:00 or higher TOP</b>	Oct. 25, 2018 at Virginia Tech (42:18)	Nov. 19, 2016 by Virginia (38:37)
<b>15 Tackles for Loss</b>	Sept. 1, 2007 at Notre Dame (19)	None Recorded
<b>10 Sacks</b>	Oct. 9, 1993 vs. Maryland (11)	None Recorded
<b>5 Players to Score TD</b>	Sept. 11, 2021 vs. Kennesaw State (5)	Nov. 20, 2021 by No. 6 Notre Dame (6)
<b>4 Players to Rush for TD</b>	Oct. 9, 2020 vs. Louisville (4)	Nov. 10, 2012 by North Carolina (4)
<b>3 Players to Catch TD Pass</b>	Oct. 9, 2021 at Duke (3)	Nov. 6, 2021 by Miami (Fla.) (3)
<b>2 Players to Throw TD Pass</b>	Oct. 9, 2020 vs. Louisville (2 - Jeff Sims & Ahmearan Brown)	Oct. 17, 2020 by No. 1 Clemson (5 - Trevor Lawrence; 2 - Hunter Helms)
<b>15-Play+ Touchdown Drive</b>	Sept. 4, 2021 vs. Northern Illinois (17)	Oct. 31, 2020 by No. 4 Notre Dame (15)
<b>8-Minute+ Touchdown Drive</b>	Sept. 30, 2021 vs. North Carolina (8:54)	Oct. 31, 2020 by No. 4 Notre Dame (8:38)
<b>90-Yard+ Touchdown Drive</b>	Nov. 6, 2017 at Miami (Fla.) (93)	Nov. 13, 2021 by Boston College (90)
<b>1-Play Touchdown Drive</b>	Nov. 3, 2018 at North Carolina (Q. Searcy 86-yd pass from T. Oliver)	Oct. 17, 2020 by No. 1 Clemson (A. Rodgers 83-yd pass from T. Lawrence)
<b>Won an Overtime Game</b>	Oct. 19, 2019 at Miami (OT) (28-21)	Sept. 14, 2019 by The Citadel (OT) (27-24)
<b>Game Won on Final Play</b>	Oct. 24, 2015 vs. Florida State (Lance Austin 78-yard missed FG return)	Sept. 14, 2019 by The Citadel (37-yard FG in overtime)

## BOTH TEAMS COMBINED

<b>90 Points</b>	Oct. 5, 2018 at Louisville (97) (66-31)	<b>50 First Downs</b>	Oct. 23, 2021 at Virginia (60)
<b>100+ Rush Attempts</b>	Oct. 9, 2021 at Duke (101)	<b>20 Penalties</b>	Oct. 24, 2020 at Boston College (20)
<b>20 (or fewer) Points</b>	Nov. 28, 2015 vs. Georgia (20) (13-7)	<b>25 (or fewer) First Downs</b>	Oct. 18, 2008 at Clemson (24) (12-12)
<b>60 (or fewer) Rush Att.</b>	Sept. 9, 2006 vs. Samford (51)	<b>5 (or fewer) Penalties</b>	Nov. 21, 2019 vs. NC State (5)
<b>10 (or fewer) Points</b>	Nov. 11, 2006 at North Carolina (7) (7-0)	<b>1,000+ Yards Total Off.</b>	Oct. 23, 2021 at Virginia (1,206)
<b>700+ Yards Passing</b>	Oct. 2, 2021 by Pitt (758)	<b>200 Penalty Yards</b>	Sept. 9, 2000 vs. Florida State (254)
<b>50 Points in a Half</b>	Oct. 2, 2021 by Pitt (56)	<b>500 Yds (or fewer) Total Off.</b>	Oct. 22, 2011 at Miami (473)
<b>150 (or fewer) Pass Yds.</b>	Nov. 3, 2012 at Maryland (146)	<b>25 (or fewer) Penalty Yards</b>	Oct. 22, 2011 at Miami (15)
<b>0 Points in a Half</b>	Nov. 11, 2006 at North Carolina (2nd)	<b>160+ Offensive Plays</b>	Sept. 19, 2020 vs. No. 14 UCF (173)
<b>50 Pass Comp.</b>	Oct. 23, 2021 at Virginia (56)	<b>15+ Punts</b>	Nov. 30, 2019 vs. No. 4 Georgia (17)
<b>30 Points in a Qtr,</b>	Nov. 28, 2020 vs. Duke (33/2nd)	<b>120 (or fewer) Off. Plays</b>	Nov. 16, 2019 vs. Virginia Tech (117)
<b>20 (or fewer) Comp.</b>	Sept. 14, 2019 vs. The Citadel (8)	<b>0 Punts</b>	Dec. 5, 2009 vs. Clemson
<b>10+ Touchdowns</b>	Oct. 2, 2021 by Pitt (10)	<b>600+ Yards Rushing</b>	Oct. 5, 2018 at Louisville (655)
<b>90 Pass Attempts</b>	Oct. 26, 2002 vs. Virginia (101)	<b>10 Sacks</b>	Nov. 10, 2007 at Duke (10)
<b>0 Touchdowns</b>	Dec. 2, 2006 vs. Wake Forest	<b>150 (or fewer) Rushing Yds.</b>	Nov. 19, 2005 at Miami (150)
<b>30 (or fewer) Pass Att.</b>	Sept. 14, 2019 vs. The Citadel (17)		
<b>5 TDs in a Quarter</b>	Oct. 17, 2020 vs. No. 1 Clemson (5/2nd)		
<b>5 Passes Intercepted</b>	Nov. 1, 2007 vs. Virginia Tech (5)		
<b>8 Touchdowns in a Half</b>	Oct. 2, 2021 by Pitt (8/1st)		
<b>10 Fumbles</b>	Oct. 13, 2018 vs. Duke (10)		
<b>6 Field Goals</b>	Nov. 17, 2018 vs. Virginia (OT) (6)		
<b>5 Fumbles Lost</b>	Sept. 23, 2017 vs. Pittsburgh (5)		
<b>4 Field Goals Missed</b>	Oct. 20, 2012 vs. Boston College (4)		
<b>10 Turnovers</b>	Nov. 17, 1990 at Wake Forest (10)		
<b>8 Field Goals Att.</b>	Nov. 17, 2007 vs. North Carolina (8)		
<b>0 Turnovers</b>	Oct. 15, 2016 vs. Georgia Southern		

## INDIVIDUAL

	GEORGIA TECH	OPPONENT
<b>30+ Rushing Attempts</b>	Oct. 25, 2018 at Virginia Tech, Tobias Oliver (40)	Nov. 6, 2021 by Miami (Fla.), Jaylan Knighton (32)
<b>150-199 Yards Rushing</b>	Oct. 5, 2018 at Louisville, TaQuon Marshall (175)	Nov. 6, 2021 by Miami (Fla.), Jaylan Knighton (162)
<b>200+ Yards Rushing</b>	Oct. 25, 2018 at Virginia Tech, Tobias Oliver (215)	Aug. 29, 2019 by No. 1 Clemson, Travis Etienne (205)
<b>50+ Pass Attempts</b>	Oct. 6, 2005 vs. NC State, Reggie Ball (53)	Oct. 5, 2019 by North Carolina, Sam Howell (51)
<b>40+ Pass Attempts</b>	Oct. 23, 2021 at Virginia, Jeff Sims (44)	Oct. 23, 2021 by Virginia, Brennan Armstrong (43)
<b>25+ Pass Completions</b>	Oct. 23, 2021 at Virginia, Jeff Sims (27)	Oct. 23, 2021 by Virginia, Brennan Armstrong (29)
<b>Threw 3 Interceptions</b>	Sept. 26, 2020 vs. Syracuse, Jeff Sims (4)	Nov. 3, 2018 by North Carolina, Nathan Elliott (3)
<b>300-399 Yards Passing</b>	Oct. 23, 2021 at Virginia, Jeff Sims (300)	Nov. 13, 2021 by Boston College, Phil Jurkovec (310)
<b>400+ Yards Passing</b>	Nov. 10, 2001 at Virginia, George Godsey (486)	Oct. 17, 2020 by No. 1 Clemson, Trevor Lawrence (404)
<b>Rushed &amp; Passed for 100+ Yds.</b>	Sept. 25, 2021 vs. No. 20 UNC, Jeff Sims (128/112)	Oct. 9, 2020 by Louisville, Javian Hawkins (155/229)
<b>Rushed &amp; Received for 100+ Yds.</b>	Nov. 14, 2013 at Clemson Robert Godhigh (126/203)	Oct. 30, 1997 by North Carolina J. Linton (138/137)
<b>300-399 Yards Total Offense</b>	Nov. 4, 2017 at Virginia, TaQuon Marshall (322)	Oct. 14, 2017 by No. 11/10 Miami, Malik Rosier (317)
<b>400+ Yards Total Offense</b>	Oct. 29, 2016 vs. Duke, Justin Thomas (459)	Oct. 6, 2012 by Clemson, Tajh Boyd (460)
<b>10+ Receptions</b>	Oct. 7, 2006 vs. Maryland, Calvin Johnson (10)	Nov. 17, 2018 by Virginia, Olamide Zaccheaus (10)
<b>100-199 Yards Receiving</b>	Oct. 2, 2021 vs. Pitt, Jahmyr Gibbs (125)	Oct. 30, 2021 by Virginia Tech, Tre Turner (187)
<b>200+ Yards Receiving</b>	Oct. 4, 2008 vs. Duke, Demaryius Thomas (230)	Nov. 6, 2021 by Miami (Fla.), Justin Thomas (210)
<b>4+ Touchdowns Scored</b>	Sept. 4, 2017 vs. No. 25/24 Tennessee (20T) TaQuon Marshall (5)	Sept. 4, 2017 by No. 25/24 Tennessee (20T) John Kelly (4)
<b>3+ Touchdowns Rushing</b>	Sept. 25, 2021 vs. No. 21/20 North Carolina Jeff Sims (3)	Nov. 13, 2021 by Boston College Phil Jurkovec (3)
<b>3+ Touchdowns Receiving</b>	Sept. 11, 2004 vs. Clemson, Calvin Johnson (3)	Nov. 29, 2008 by Georgia, Mohamed Massaquoi (3)
<b>4+ Touchdowns Passing</b>	Sept. 11, 2021 vs. Kennesaw State, Jordan Yates (4)	Oct. 23, 2021 by Virginia, Brennan Armstrong (4)
<b>Rushing &amp; Receiving TDs</b>	Oct. 24, 2020 at Boston College, Ahmareaun Brown (1/1)	Oct. 14, 2017 by No. 11/10 Miami, Travis Homer (1/1)
<b>Rushing &amp; Passing TDs</b>	Oct. 9, 2021 at Duke, Jeff Sims (3/1)	Nov. 16, 2019 by Virginia Tech, Hendon Hooker (1/2)
<b>Passing &amp; Receiving TDs</b>	Nov. 17, 2007 vs. North Carolina, Taylor Bennett (1/1)	Nov. 18, 2017 by Duke Shaun, Wilson (1/2)
<b>3 Field Goals</b>	Sept. 25, 2021 vs. No. 20/21 North Carolina Brent Cimaglia (3-of-3)	Nov. 18, 2017 by Duke Austin Parker (3-of-3)
<b>4+ Field Goals</b>	Nov. 17, 2018 vs. Virginia, Wesley Wells (4-of-4)	Oct. 30, 2021 by Virginia Tech, John Parker Romo (4-of-5)
<b>5 Field Goal Attempts</b>	Sept. 1, 2007 vs. Notre Dame, Travis Bell (5)	Oct. 30, 2021 by Virginia Tech, John Parker Romo (5)
<b>Made a 50-yard Field Goal</b>	Dec. 31, 2016 vs. Kentucky, Harrison Bulker (52)	Sept. 23, 2017 by Pittsburgh, Alex Kessman (55)
<b>Attempted a 60-yard Field Goal</b>	Sept. 4, 2021 vs. Northern Illinois Gavin Stewart (60/miss)	Nov. 17, 2007 by North Carolina Connor Barth (63/miss)
<b>10+ Punts</b>	Nov. 20, 2021 at No. 6 Notre Dame, David Shanahan (10)	None recorded
<b>60-69 yard Punt</b>	Sept. 4, 2021 vs. Northern Illinois, David Shanahan (63)	Nov. 4, 2017 by Virginia, Lester Coleman (63)
<b>70-yard+ Punt</b>	Oct. 9, 2021 at Duke David Shanahan (71)	Sept. 4, 2017 by No. 25/24 Tennessee (20T) Trevor Daniel (70)
<b>100+ Punt Return Yards</b>	Aug. 31, 2002 vs. Vanderbilt, Kelley Rhino (110)	None recorded
<b>70-89 yard Punt Return</b>	Sept. 10, 2009 vs. Clemson Jerrard Tarrant (85 TD)	Sept. 23, 2017 by Pittsburgh Quadree Henderson (80 TD)
<b>Punt Return for a Touchdown</b>	Sept. 10, 2009 vs. Clemson, Jerrard Tarrant	Sept. 23, 2017 by Pittsburgh, Quadree Henderson
<b>90-yard+ Kickoff Return</b>	Nov. 24, 2018 at No. 5 Georgia Juanyeh Thomas (100 TD)	Sept. 8, 2018 by USF Terrence Horne (98 TD, 97 TD)
<b>Kickoff Return for a Touchdown</b>	Nov. 13, 2021 vs. Boston College Jahmyr Gibbs (98 TD)	Sept. 8, 2018 by USF Terrence Horne (98 TD, 97 TD)
<b>70-yard+ Interception Return</b>	Aug. 31, 2013 vs. Elon, Tyler Marcordes (95)	Nov. 9, 2002 by Florida State, S. Samuels (82 TD)
<b>15+ Tackles</b>	Oct. 30, 2021 vs. Virginia Tech, Ayinde Eley/Quez Jackson (16)	Oct. 13, 2018 by Duke, Joe Giles-Harris (15)
<b>3.0+ Sacks</b>	Nov. 30, 2013 vs. Georgia (20T) Jeremiah Attaochu (4.0)	Oct. 12, 2019 by Duke Victor Dimukeje (3.0)
<b>2+ Interceptions</b>	Sept. 11, 2021 vs. Kennesaw State, Charlie Thomas (2)	Sept. 12, 2020 by Florida State, Asante Samuel (2)
<b>2+ Fumble Recoveries</b>	Oct. 5, 2018 at Louisville, Charlie Thomas (2)	Nov. 21, 2019 by NC State, Larrell Murchison (2)
<b>2+ Forced Fumbles</b>	Sept. 11, 2021 vs. Kennesaw State, Jordan Domineck (2)	Nov. 20, 2021 by No. 6 Notre Dame, Isaiah Foskey (2)

## TWO PLAYERS

	GEORGIA TECH	OPPONENT
<b>2 100-yard Rushers</b>	Nov. 28, 2020 vs. Duke Jeff Sims (108) and Jordan Mason (105)	Nov. 28, 2009 by Georgia Washaun Ealey (183) and Caleb King (166)
<b>2 100-yard Receivers</b>	Sept. 10, 2005 vs. North Carolina Demarius Bilbo (131) and Calvin Johnson (114)	Oct. 2, 2021 by Pitt Jordan Addison (117) and Taysir mack (121)
<b>100-yard Rusher &amp; Receiver</b>	Sept. 8, 2018 TaQuon Marshall (113) and Clinton Lynch (111)	Nov. 6, 2021 by Miami (Fla.) Jaylan Knight (162) and Charleston Rambo (210)
<b>250 Comb. Yards Rushing</b>	Nov. 21, 2019 vs. NC State James Graham and Jordan Mason (270)	Aug. 29, 2019 by No. 1 Clemson Travis Etienne and Lyn-J Dixon (272)
<b>250 Comb. Yards Receiving</b>	Jan. 1, 2007 vs. West Virginia Calvin Johnson and James Johnson (254)	Oct. 23, 2021 by Virginia Dontayvion Wicks and Keytaon Thompson (257)
<b>20 Comb. Receptions</b>	Nov. 10, 2001 at Virginia Will Glover and Kerry Watkins (21)	Oct. 26, 2013 by Virginia Darius Jennings and Tim Smith (23)





NORTHERN ILLINOIS 22
GEORGIA TECH 21

Sept. 4, 2021 • Atlanta, Ga. • Bobby Dodd Stadium
Attendance: 33,651

SCOREBOARD table with columns for team, 1, 2, 3, 4, FINAL. Shows Northern Illinois 22, Georgia Tech 21.

FIRST QUARTER

1:56 NIU - H. Waylee 35-yd rush (R. Richardson kick)

SECOND QUARTER

10:17 NIU - M. Joiner 5-yd pass from R. Lombardi (R. Richardson kick)

0:47 GT - K. McGoward 22-yd pass from J. Yates (B. Cimaglia kick)

FOURTH QUARTER

7:44 GT - D. Smith 15-yd rush (B. Cimaglia kick)

6:32 GT - J. Yates 4-yd rush (B. Cimaglia kick)

0:38 NIU - C. Ratkovich 3-yd pass from R. Lombardi (T. Richie pass from R. Lombardi)

TEAM STATISTICS

Team statistics table for Northern Illinois vs Georgia Tech. Columns include First Downs, Rushes-Yards, Passing Yards, etc.

INDIVIDUAL STATISTICS

RUSHING: GT — Jahmyr Gibbs 20-99, Jordan Mason 15-96, Jeff Sims 6-34, Jordan Yates 9-27; Dontae Smith 1-15.

NIU — Harrison Waylee 27-144; Rocky Lombardi 5-23; Clint Ratkovich 7-13; TEAM 2-(-5); Tyrice Tichie 1-10.

PASSING: GT — Jordan Yates 12-18-0 135; Jeff Sims 3-8-0 21.

NIU — Rocky Lombardi 11-17-0 136.

RECEIVING: GT — Malachi Carter 6-92, Jahmyr Gibbs 3-17, Adonias Sanders 3-9, PaJae Harris 2-8, Kyrie McGowan 3-32.

NIU — Clint Ratkovich 3-13; Tyrice Tichie 2-64; Miles Joiner 2-6; Messiah Travis 1-20; Harrison Waylee 1-16; Cole Tucker 1-11; Ethan Hampton 1-6.

INTERCEPTIONS: GT — None.

NIU — None.

FUMBLE RECOVERIES: GT — Jackson.

NIU — Rogers.

FORCED FUMBLES: GT — Walker.

NIU — None.

TACKLES FOR LOSS: GT — Swilling 1.0-10.

NIU — Tucker 1.0-13; Rayner 1.0-3; Deveaux 1.0-1; Hansen 1.0-1; Oppong 1.0-1; O'Malley 0.5-3; Thomas 0.5-2.

SACKS: GT — None.

NIU — Tucker 1.0-13; Rayner 1.0-3; O'Malley 0.5-3; Thomas 0.5-2.

KENNESAW STATE 17
GEORGIA TECH 45

Sept. 11, 2021 • Atlanta, Ga. • Bobby Dodd Stadium
Attendance: 35,195

SCOREBOARD table with columns for team, 1, 2, 3, 4, FINAL. Shows Kennesaw State 17, Georgia Tech 45.

FIRST QUARTER

8:49 GT - Mason, J. 6 yd pass from Yates, J. (Cimaglia, B. kick)

3:48 GT - Domineck, J. 70 yd fumble recovery (Cimaglia, B. kick)

SECOND QUARTER

10:30 GT - Cimaglia, B. 31 yd field goal

6:08 KSU - Robertson,Natha 46 yd field goal

3:13 GT - McGowan, K. 4 yd pass from Yates, J. (Cimaglia, B. kick)

THIRD QUARTER

12:19 GT - Norris, K. 16 yd pass from Yates, J. (Cimaglia, B. kick)

FOURTH QUARTER

14:22 GT - McGowan, K. 39 yd pass from Yates, J. (Cimaglia, B. kick)

10:14 KSU - Cousin,Iaan 54 yd run (Robertson,Natha kick)

8:41 KSU - Adeleke,Adedolu 39 yd pass from Shepherd,Xavier (Robertson,Natha kick)

6:53 GT - Smith, Dontae 10 yd run (Cimaglia, B. kick)

TEAM STATISTICS

Team statistics table for Kennesaw State vs Georgia Tech. Columns include First Downs, Rushes-Yards, Passing Yards, etc.

INDIVIDUAL STATISTICS

RUSHING: GT — Smith, Dontae 8-82; Gibbs, J. 9-56; Griffin, J. 5-16; Mason, J. 6-11; Beatty, T. 1-1; Yates, J. 7-minus 8.

KSU — Cousin,Iaan 3-52; Foster,Isaac 6-45; Daniels,Preston 5-26;

Glover,Kyle 8-22; Farrow,Nykeem 3-21; Adeleke,Adedolu 1-7; Smith,Irving 2-3; Shepherd,Xavier 15-minus 22.

PASSING: GT — Jordan Yates 17-23-0 254.

KSU — Shepherd,Xavier 8-20-2 111.

RECEIVING: GT — McGowan, K. 6-91; Gibbs, J. 2-44; Carter, M. 2-40; Norris, K. 2-36;

Harris, P. 1-19; Smith, Dontae 1-7; McCollum, N. 1-6; Mason, J. 1-6; Leonard, D. 1-5.

KSU — Farrow,Nykeem 2-22; Adeleke,Adedolu 1-39; O'Neal,Caleb 1-16; Foster,Isaac 1-12;

Hill,Xavier 1-10; Cousin,Iaan 1-6; Hagler,Will 1-6.

INTERCEPTIONS: GT — Thomas (2).

KSU — None.

FUMBLE RECOVERIES: GT — Domineck.

KSU — Montgomery.

FORCED FUMBLES: GT — Domineck (2).

KSU — Singletary.

TACKLES FOR LOSS: GT — Domineck 3.0-18; Stone 2.0-3; Chimedza 1.0-8; Jackson 1.0-5;

Thomas 1.0-2; Ivey 1.0-2.

KSU — Moore 1.0-15; Parker 1.0-10; Bell 1.0-3.

SACKS: GT — Chimedza 1.0-8; Domineck 1.0-5.

KSU — Moore 1.0-15; Parker 1.0-10; Bell 1.0-3.

## GEORGIA TECH 8

### #6/6 CLEMSON 14

Sept. 18, 2021 • Clemson, S.C. • Memorial Stadium  
Attendance: 81,500

SCOREBOARD	1	2	3	4	FINAL
GEORGIA TECH (1-2, 0-1)	0	3	0	5	8
CLEMSON (2-1, 1-0)	7	0	0	7	14

#### FIRST QUARTER

4:37 CLEM - W. Shipley 3 yd rush (B. Potter kick)

#### SECOND QUARTER

0:00 GT - B. Cimaglia 22 yd field goal

#### FOURTH QUARTER

8:12 CLEM - W. Shipley 3 yd rush (B. Potter kick)

1:19 GT - B. Cimaglia 22 yd field goal

0:07 GT - Safety

### TEAM STATISTICS

	GT	CLEM
First Downs	20	19
Rushes-Yards	38-95	41-158
Passing Yards	203	126
Pass Comp-Att-Int	20-34-1	18-25-0
Total Offense	298	284
Fumbles-Lost	1-0	4-1
Penalties-Yards	10-63	8-66
Punts-Yards (Avg/Net)	7-274 (39.1/34.7)	4-158 (39.5/40.0)
Kickoffs-Yards (Avg/Net)	1-65 (65.0/40.0)	4-255 (63.8/45.5)
Punt Returns (No.-Yds.-TD)	1-(2)-0	2-11-0
Kickoff Returns (No.-Yds.-TD)	1-16-0	0-0-0
Interceptions	0-0-0	1-0-0
Fumble Returns (No.-Yds.-TD)	0-0-0	0-0-0
Time of Possession	30:10	29:50
Third-Down Conversions	3-of-15	9-of-15
Fourth-Down Conversions	2-of-3	0-of-1
Red-Zone Scores-Chances	0-3	2-4
Sacks By (No.-Yds)	0	4-30
Field Goals	2-2	0-0
Points Off Turnovers	0	0

### INDIVIDUAL STATISTICS

**RUSHING:** GT — Gibbs, J. 11-30; Smith, Dontae 3-24; Yates, J. 15-21; Mason, J. 9-20.

CLEM — Shipley, Will 21-88; Ulagalelei, DJ 8-46; Paca, Kobe 7-13; Dixon, Lynn-J 5-11.

**PASSING:** GT — Jordan Yates 20-34-1 203.

CLEM — Ulagalelei, DJ 18-25-0 126.

**RECEIVING:** GT — McGowan, K. 4-82; Carter, M. 4-47; Deveney, D. 4-16; Sanders, A. 3-20; Gibbs, J. 2-17; Smith, Dontae 1-16; Harris, P. 1-3; McCollum, N. 1-2.

CLEM — Ross, Justin 7-61; Ngata, Joseph 2-25; Allen, Davis 2-13; Shipley, Will 2-6; Paca, Kobe 1-17; Taylor, Will 1-5; Laddson, Jr., Fran 1-5; Galloway, Braden 1-1; Dixon, Lynn-J 1-minus 7.

**INTERCEPTIONS:** GT — None.

CLEM — Breesee.

**FUMBLE RECOVERIES:** GT — Sims.

CLEM — None.

**FORCED FUMBLES:** GT — J. Thomas; Jackson.

CLEM — None.

**TACKLES FOR LOSS:** GT — C. Thomas 1.0-7; J. King 1.0-5; Ivey 1.0-2; J. Thomas 1.0-1.

CLEM — Bentley 3.0-9; Breesee 2.0-17; Thomas 0.5-6; Simpson 0.5-5; Murphy 0.5-3; Othorhoro 0.5-2; Henry 0.5-1.

**SACKS:** GT — None.

CLEM — Breesee 1.5-16; Bentley 1.0-2; Thomas 0.5-6; Simpson 0.5-5; Henry 0.5-1

## #21/20 N. CAROLINA 22

### GEORGIA TECH 45

Sept. 25, 2021 • Atlanta, Ga. • Mercedes-Benz Stadium  
Attendance: 37,450

SCOREBOARD	1	2	3	4	FINAL
NORTH CAROLINA (2-2, 1-2)	7	0	7	8	22
GEORGIA TECH (2-2, 1-1)	0	13	14	18	45

#### FIRST QUARTER

10:23 UNC - Howell, Sam 23 yd run (Atkins, Grayson kick)

#### SECOND QUARTER

14:21 GT - Cimaglia, B. 34 yd field goal

13:34 GT - Cimaglia, B. 32 yd field goal

2:41 GT - Sims, J. 11 yd run (Cimaglia, B. kick)

#### THIRD QUARTER

10:53 GT - Sims, J. 1 yd run (Cimaglia, B. kick)

5:39 GT - Gibbs, J. 4 yd run (Cimaglia, B. kick)

3:50 UNC - Morales, Kamari 7 yd pass from Howell, Sam (Atkins, Grayson kick)

#### FOURTH QUARTER

13:52 GT - Carter, M. 27 yd pass from Sims, J. (Leonard, D. pass from Harris, P.)

11:19 UNC - Downs, Josh 4 yd pass from Howell, Sam (Baker, Cayden pass from Howell, Sam)

4:07 GT - Cimaglia, B. 31 yd field goal

1:13 GT - Sims, J. 50 yd run (Cimaglia, B. kick)

### TEAM STATISTICS

	UNC	GT
First Downs	18	19
Rushes-Yards	35-63	43-261
Passing Yards	306	133
Pass Comp-Att-Int	25-39-0	13-19-0
Total Offense	369	394
Fumbles-Lost	3-3	0-0
Penalties-Yards	7-69	5-40
Punts-Yards (Avg/Net)	4-188 (47.0/44.2)	4-146 (36.8/32.0)
Kickoffs-Yards (Avg/Net)	4-195 (48.8/37.5)	9-577 (64.1/41.1)
Punt Returns (No.-Yds.-TD)	2-18-0	3-11-0
Kickoff Returns (No.-Yds.-TD)	2-37-0	0-0-0
Interceptions	0-0-0	0-0-0
Fumble Returns (No.-Yds.-TD)	0-0-0	2-6-0
Time of Possession	30:05	29:55
Third-Down Conversions	6-of-14	3-of-11
Fourth-Down Conversions	2-of-2	1-of-1
Red-Zone Scores-Chances	2-2	1-1
Sacks By (No.-Yds)	1-11	8-55
Field Goals	0-1	3-3
Points Off Turnovers	0	17

### INDIVIDUAL STATISTICS

**RUSHING:** GT — Sims, J. 10-128; Gibbs, J. 13-64; Mason, J. 8-42; Smith, Dontae 6-28; Yates, J. 4-3; TEAM 2-(-4).

UNC — Chandler, Ty 17-48; Howell, Sam 16-8; Jones, D.J. 2-7.

**PASSING:** GT — Sims, J. 10-13-0 112; Yates, J. 3-6-0 21.

UNC — Howell, Sam 25-39-0 306.

**RECEIVING:** GT — Carter, M. 3-48; McGowan, K. 3-39; Gibbs, J. 2-16; McCollum, N. 2-16; Smith, Dontae 2-1; Norris, K. 1-13.

UNC — Downs, Josh 8-53; Morales, Kamari 7-66; Simmons, Emery 3-110; Green, Antoine 2-50;

Walston, Garrett 2-11; Jones, D.J. 2-4; Chandler, Ty 1-12.

**INTERCEPTIONS:** GT — None

UNC — None.

**FUMBLE RECOVERIES:** GT — Jackson, Brooks; Knight.

UNC — None.

**FORCED FUMBLES:** GT — Ivey; Domineck; Brooks.

UNC — None.

**TACKLES FOR LOSS:** GT — C. Thomas 4.5-19; Kennard 3.0-20; Jackson 2.0-7; Griffin 1.0-13; Ivey 1.0-4; Robinson 1.0-2; Domineck 0.5-6.

UNC — Murphy 1.0-11; Vohasek 1.0-4; Gemmel 0.5-2; Morrison 0.5-2; Chapman 0.5-1; Rucker 0.5-1; Collins 0.5-1; Ritzke 0.5-0.

**SACKS:** GT — C. Thomas 2.5-13; Kennard 2.0-18; Griffin 1.0-13; Ivey 1.0-4; Jackson 1.0-1; Domineck 0.5-6.

UNC — Murphy 1.0-11.



PITT
GEORGIA TECH

52
21

Oct. 2, 2021 • Atlanta, Ga. • Bobby Dodd Stadium
Attendance: 36,383

SCOREBOARD table with columns 1, 2, 3, 4, FINAL and rows for Pitt and Georgia Tech scores.

FIRST QUARTER

09:57 PITT - Abanikanda,Isra 9 yd run (Scarton,Sam kick)
09:16 PITT - Petrishen,John 33 yd 33 yd (Scarton,Sam kick)
07:14 GT - McColium, N. 44 yd pass from Sims, J. (Cimaglia, B. kick)
01:06 PITT - Addison,Jordan 11 yd pass from Pickett,Kenny (Scarton,Sam kick)

SECOND QUARTER

11:17 PITT - Mack,Taysir 55 yd pass from Pickett,Kenny (Scarton,Sam kick)
09:22 GT - Smith, Dontae 3 yd run (Cimaglia, B. kick)
06:14 PITT - Abanikanda,Isra 6 yd run (Scarton,Sam kick)
03:10 PITT - Krull,Lucas 16 yd pass from Pickett,Kenny (Scarton,Sam kick)

THIRD QUARTER

07:39 PITT - Carter,Daniel 2 yd pass from Pickett,Kenny (Scarton,Sam kick)
02:58 GT - Sanders, A. 4 yd pass from Sims, J. (Cimaglia, B. kick)

FOURTH QUARTER

10:15 PITT - Scarton,Sam 46 yd field goal

TEAM STATISTICS

Table comparing Pitt and Georgia Tech statistics: First Downs, Rushes-Yards, Passing Yards, etc.

INDIVIDUAL STATISTICS

RUSHING: GT — Smith, Dontae 9-43; Sims, J. 10-38; Mason, J. 2-2; Gibbs, J. 10-minus 10.
PITT — Abanikanda,Isra 15-60; Davis,Vincent 13-50; Hammond Jr.,Rod 6-48; Pickett,Kenny 6-21; Jacques-Louis,S 1-2.
PASSING: GT — Sims, J. 24-33-2 359.
PITT — Pickett,Kenny 23-36-0 389; Patti,Nick 1-1-0 10.
RECEIVING: GT — Gibbs, J. 6-125; Carter, M. 6-73; Rutherford, M. 5-62; McColium, N. 3-49; Sanders, A. 3-48; Mason, J. 1-2.
PITT — Addison,Jordan 6-117; Mack,Taysir 5-121; Krull,Lucas 2-45; Bartholomew,Gav 2-22; Davis,Vincent 2-21; Abanikanda,Isra 2-15; Jacques-Louis,S 1-21; Barden,Jaylon 1-15; Wayne,Jared 1-10; Bradley,Jaden -10, Carter,Daniel 1-2.
INTERCEPTIONS: GT — None.
PITT — Alexandre, Petrishen.
FUMBLE RECOVERIES: GT — None.
PITT — None.
FORCED FUMBLES: GT — None.
PITT — None.
TACKLES FOR LOSS: GT — Swilling 1.0-7; Ivey 1.0-4.
PITT — Dennis 2.5-17; Morgan 2.0-10; Petrishen 1.5-0; Camp 1.5-3; Hill 1.0-1; Campbell 0.5-1; Baldonado 0.5-1.
SACKS: GT — Swilling 1.0-7.
PITT — Dennis 1.0-14; Morgan 1.0-8.

GEORGIA TECH
DUKE

31
27

Oct. 9, 2021 • Durham, N.C. • Wallace Wade Stadium
Attendance: 11,849

SCOREBOARD table with columns 1, 2, 3, 4, FINAL and rows for Georgia Tech and Duke scores.

FIRST QUARTER

12:23 GT - Gibbs, J. 77 yd pass from Sims, J. (Cimaglia, B. kick)
6:53 GT - Sims, J. 1 yd run (Cimaglia, B. kick)
3:31 DUKE - Bobo,Jake 37 yd pass from Holmberg, G. (Ham,Charlie kick)

SECOND QUARTER

10:42 GT - Cimaglia, B. 25 yd field goal
6:40 DUKE - Durant,Mataeo 1 yd run (Ham,Charlie kick)

THIRD QUARTER

9:10 DUKE - Ham,Charlie 35 yd field goal
6:30 GT - McGowan, K. 18 yd pass from Sims, J. (Cimaglia, B. kick)

FOURTH QUARTER

12:33 DUKE - Dalmolin,Nicky 7 yd pass from Holmberg, G. (Ham,Charlie kick)
5:06 DUKE - Ham,Charlie 22 yd field goal
0:51 GT - Sanders, A. 36 yd pass from Sims, J. (Cimaglia, B. kick)

TEAM STATISTICS

Table comparing Georgia Tech and Duke statistics: First Downs, Rushes-Yards, Passing Yards, etc.

INDIVIDUAL STATISTICS

RUSHING: GT — Sims, J. 12-55; Smith, Dontae 7-42; Gibbs, J. 14-40; Mason, J. 5-9; TEAM 1(-3).
DU — Durant,Mataeo 43-152; Holmberg,Gunnar 10-30; Calhoun,Jalon 1-7; Robertson,Jonta 1-4; Coleman,Jaylen 2-3; Waters,Jordan 4-2; Moore,Michael 1-1.
PASSING: GT — Sims, J. 12-25-2 297.
DU — Holmberg,Gunnar 22-29-1 292.
RECEIVING: GT — Gibbs, J. 3-82; McGowan, K. 3-39; Carter, M. 2-78; Sanders, A. 2-73; Norris, K. 1-25; Harris, P. 1-0.
DU — Calhoun,Jalon 5-103; Bobo,Jake 5-92; Robertson,Jonta 5-31; Marwede,Jake 4-33; Garner,Jarett 1-18.
Durant,Mataeo 1-8; Dalmolin,Nicky 1-7.
INTERCEPTIONS: GT — J. Thomas.
DU — Johnson,Lewis.
FUMBLE RECOVERIES: GT — None.
DU — None.
FORCED FUMBLES: GT — C. Thomas.
DU — Carter.
TACKLES FOR LOSS: GT — Jackson 2.0-4; Eley 1.5-3; King 1.0-4; C. Thomas 1.0-3; J. Thomas 1.0-1; Lockhart 1.0-1; Kennard 0.5-1.
DU — Heyward 1.5-11; Thompson 0.5-3.
SACKS: GT — Eley 0.5-1; Domineck 0.5-0.
DU — Heyward 1.0-7.



# GEORGIA TECH VIRGINIA

**40  
48**

Oct. 23, 2021 • Charlottesville, Va. • Scott Stadium  
Attendance: 45,837

SCOREBOARD	1	2	3	4	FINAL
GEORGIA TECH (3-4, 2-3)	13	3	8	16	40
VIRGINIA (6-2, 4-2)	7	17	17	7	48

## FIRST QUARTER

13:20 GT - McGowan, K. 36 yd pass from Sims, J. (Cimaglia, B. kick)  
6:28 GT - Smith, Dontae 3 yd run (Cimaglia, B. kick block)  
2:53 UVA - Kemp,Billy 1 yd pass from Armstrong,Brenn (Farrell,Brendan kick)

## SECOND QUARTER

12:54 GT - Cimaglia, B. 26 yd field goal  
9:51 UVA - Wicks,Dontayvio 13 yd pass from Armstrong,Brenn (Farrell,Brendan kick)  
6:36 UVA - Wicks,Dontayvio 77 yd pass from Armstrong,Brenn (Farrell,Brendan kick)  
1:23 UVA - Farrell,Brendan 24 yd field goal

## THIRD QUARTER

9:41 UVA - Farrell,Brendan 26 yd field goal  
9:00 GT - Gibbs, J. 71 yd run (Boyd,Avery pass from Sims, J.)  
5:13 UVA - Armstrong,Brenn 4 yd run (Farrell,Brendan kick)  
0:01 UVA - Armstrong,Brenn 14 yd run (Farrell,Brendan kick)

## FOURTH QUARTER

8:59 GT - Cimaglia, B. 34 yd field goal  
3:50 UVA - Henry,Ra'Shaun 20 yd pass from Armstrong,Brenn (Farrell,Brendan kick)  
1:16 GT - Norris, K. 37 yd pass from Sims, J. (Cimaglia, B. kick)  
0:22 GT - McGowan, K. 5 yd pass from Sims, J. (Sims, J. pass failed)

## TEAM STATISTICS

	GT	UVA
First Downs	28	32
Rushes-Yards	34-270	30-240
Passing Yards	300	396
Pass Comp-Att-Int	27-44-1	29-43-0
Total Offense	570	636
Fumbles-Lost	0-0	0-0
Penalties-Yards	3-35	4-38
Punts-Yards (Avg./Net)	4-152 (38.0/38.0)	2-97 (48.5/45.5)
Kickoffs-Yards (Avg./Net)	6-384 (64.0/44.8)	9-585 (65.0/40.0)
Punt Returns (No.-Yds.-TD)	2-6-0	0-0-0
Kickoff Returns (No.-Yds.-TD)	0-0-0	1-26-0
Interceptions (No.-Yds.-TD)	0-0-0	1-13-0
Fumble Returns (No.-Yds.-TD)	0-0-0	0-0-0
Time of Possession	28:05	31:55
Third-Down Conversions	6-of-13	7-of-11
Fourth-Down Conversions	1-of-1	0-0
Red-Zone Scores-Chances	4-4	7-7
Sacks By (No.-Yds.)	1-14	1-7
Field Goals	2-2	2-2
Points Off Turnovers	0	7

## INDIVIDUAL STATISTICS

**RUSHING:** GT — Gibbs, J. 13-132; Sims, J. 10-65; Mason, J. 8-58; Smith, Dontae 3-15.  
UVA — Armstrong,Brenn 12-99; Thompson,Keytao 7-65; Taulapapa,Wayne 8-54; Darrington,Devi 3-22.  
**PASSING:** GT — Sims, J. 26-43-1 300.  
UVA — Armstrong,Brenn 29-43-0 396.  
**RECEIVING:** GT — McGowan, K. 7-86; Sanders, A. 6-79; McCollum, N. 3-29; Gibbs, J. 3-19; Mason, J. 2-24; Carter, M. 2-17; Leonard, D. 2-9; Norris, K. 1-37.  
UVA — Thompson,Keytao 9-89; Kemp,Billy 8-50; Wicks,Dontayvio 6-168; Woods,Jelani 3-63; Taulapapa,Wayne 2-6; Henry,Ra'Shaun 1-20.  
**INTERCEPTIONS:** GT — None  
UVA — Blount  
**FUMBLE RECOVERIES:** GT — None.  
UVA — None.  
**FORCED FUMBLES:** GT — None  
UVA — Carter.  
**TACKLES FOR LOSS:** GT — Brooks 1.0-2; C. Thomas 0.5-7; Ivey 0.5-7.  
UVA — Carter 1.5-5; Brown 1.0-7; King 0.5-1.  
**SACKS:** GT — C. Thomas 0.5-7; Ivey 0.5-7.  
UVA — Brown 1.0-7.

# VIRGINIA TECH GEORGIA TECH

**26  
17**

Oct. 29, 2021 • Atlanta, Ga. • Bobby Dodd Stadium  
Attendance: 35,543

SCOREBOARD	1	2	3	4	FINAL
VIRGINIA TECH (4-4, 2-2)	14	6	3	3	26
GEORGIA TECH (3-5, 2-4)	7	0	10	0	17

## FIRST QUARTER

9:51 VT - Turner, T. 69 yd pass from Burmeister, B. (Romo kick)  
6:21 GT - McGowan, K. 26 yd pass from Sims, J. (Cimaglia kick)  
2:20 VT - Robinson, T. 4 yd pass from Burmeister, B. (Romo kick)

## SECOND QUARTER

4:51 VT - Romo 23 yd field goal  
0:01 VT - Romo 43 yd field goal

## THIRD QUARTER

10:22 GT - Cimaglia 37 yd field goal  
6:14 VT - Romo 34 yd field goal  
0:05 GT - Sanders, A. 23 yd pass from Sims, J. (Cimaglia kick)

## FOURTH QUARTER

4:21 VT - Romo 21 yd field goal

## TEAM STATISTICS

	VT	GT
First Downs	23	16
Rushes-Yards	53-237	30-183
Passing Yards	254	183
Pass Comp-Att-Int	15-25-0	15-26-1
Total Offense	491	366
Fumbles-Lost	0-0	1-1
Penalties-Yards	7-61	7-77
Punts-Yards (Avg./Net)	4-170(42.5/44.8)	5-241 (48.2/38.0)
Kickoffs-Yards (Avg./Net)	7-447 (63.9/44.3)	4-260 (65.0/41.0)
Punt Returns (No.-Yds.-TD)	2-31-0	2-1-0
Kickoff Returns (No.-Yds.-TD)	1-21-0	4-62-0
Interceptions (No.-Yds.-TD)	1-(5)-0	0-0-0
Fumble Returns (No.-Yds.-TD)	0-0-0	0-0-0
Time of Possession	35:48	24:12
Third-Down Conversions	9-of-18	3-of-12
Fourth-Down Conversions	1-of-1	1-of-3
Red-Zone Scores-Chances	4-4	1-2
Sacks By (No.-Yds.)	2-16	2-13
Field Goals	4-5	1-1
Points Off Turnovers	3	0

## INDIVIDUAL STATISTICS

**RUSHING:** GT — Gibbs, J. 11-113; Sims, J. 11-60; Mason, J. 3-6; Smith, Dontae 5-4.  
VT — Thomas, M 25-103; Blackshear, R 14-83; Burmeister, B 11-46; Robinson, T 1-5; Turner, Tre 1-4; Team 1-4.  
**PASSING:** GT — Sims, J. 15-26-1 183.  
VT — Burmeister, B 15-25-0 254.  
**RECEIVING:** GT — Sanders, A. 4-64; Gibbs, J. 4-48; McGowan, K. 3-53; Norris, K. 1-7; Leonard, D. 1-6; Coco, J. 1-4; Mason, J. 1-1.  
VT — Turner, Tre 7-187; Robinson, T 4-27; Blackshear, R 2-5; Gallo, N 1-27; Smith, K. 1-8.  
**INTERCEPTIONS:** GT — None  
VT — Chatman.  
**FUMBLE RECOVERIES:** GT — None.  
VT — Peoples.  
**FORCED FUMBLES:** GT — None.  
VT — None.  
**TACKLES FOR LOSS:** GT — Griffin 1.0-7; Walton 1.0-6; Ivey 1.0-5; Eley 1.0-1.  
VT — Tisdale 2.5-2; Barno 1.0-11; Griffin 1.0-5; Hawkins 1.0-2; Williams 0.5-1.  
**SACKS:** GT — Griffin 1.0-7; Walton 1.0-6.  
VT — Barno 1.0-11; Griffin 1.0-5.





GEORGIA TECH MIAMI (FLA.)

30 33

Nov. 6, 2021 • Miami, Fla. • Hard Rock Stadium
Attendance: 48,161

SCOREBOARD table with columns 1, 2, 3, 4, FINAL and rows for Georgia Tech and Miami (FL)

FIRST QUARTER

9:10 MIA - Harley,Mike 8 yd pass from Van Dyke,Tyler (Borregales,Andr kick)
7:14 MIA - Rambo,Charlesto 35 yd pass from Van Dyke,Tyler (Borregales,Andr kick)
4:21 GT - Mason, J 71 yd run (Cimaglia, B. kick)

SECOND QUARTER

13:22 GT - Gibbs, J 29 yd run (Cimaglia, B. kick)
9:48 MIA - Borregales,Andr 28 yd field goal
7:56 GT - King, J 40 yd fumble recovery (Cimaglia, B. kick)

THIRD QUARTER

13:59 MIA - Knighton,Jaylan 2 yd run (Borregales,Andr kick)
10:33 GT - Gibbs, J 50 yd pass from Sims, J (Cimaglia, B. kick)

FOURTH QUARTER

13:20 MIA - Borregales,Andr 31 yd field goal
10:27 MIA - Smith,Kayshawn 15 yd pass from Van Dyke,Tyler (Van Dyke,Tyler pass intcpt)
10:27 GT - Thomas, Jua. PAT return

TEAM STATISTICS

Team statistics table comparing Georgia Tech and Miami across various metrics like First Downs, Rushes-Yards, Passing Yards, etc.

INDIVIDUAL STATISTICS

RUSHING: GT — Mason, J 8-75; Gibbs, J 9-67; Smith, Dontae 3-7; TEAM 1(-6); Sims, J 11(-8).
MIA — Knighton,Jaylan 32-162; Van Dyke,Tyler 4-9; Franklin, Jr.,T 1-3; Brown,Cody 3-2; TEAM 2(-2).
PASSING: GT — Sims, J 21-38-1 194.
MIA — Van Dyke,Tyler 22-34-0 389.
RECEIVING: GT — Carter, M 7-50; Gibbs, J 4-72; Sanders, A 4-33; Mason, J 3-29; McGowan, K 3-10.
MIA — Rambo,Charlesto 7-210; Mallory,Will 3-39; Harley,Mike 3-38; Smith,Kayshawn 3-35; Restrepo,Xavier 2-11; George, Jacobly 1-20; Brinson,Romelo 1-19; Arroyo,Elijah 1-19; Smith,Brashard 1-4(-2).
INTERCEPTIONS: GT — None
MIA — Williams.
FUMBLE RECOVERIES: GT — Walker, Sims; King.
MIA — None.
FORCED FUMBLES: GT — J.Thomas; Carpenter, Walker.
MIA — None.
TACKLES FOR LOSS: GT — J.Thomas 1.5-2; C.Thomas 1.0-2; Jackson 1.0-1; Carpenter 1.0-1; Watson 1.0-1; Brooks 0.5-1.
MIA — Taylor 2.5-5; McCloud 2.0-9; Stevenson 1.5-5; Johnson 1.0-17; Stead 1.0-1.
SACKS: GT — J.Thomas 1.0-1.
MIA — Johnson 1.0-17; McCloud 1.0-7; Stevenson 0.5-1; Tjaylor 0.5-1.

BOSTON COLLEGE GEORGIA TECH

41 30

Nov. 13, 2021 • Atlanta, Ga. • Bobby Dodd Stadium
Attendance: 31,511

SCOREBOARD table with columns 1, 2, 3, 4, FINAL and rows for Boston College and Georgia Tech

FIRST QUARTER

13:00 BC - Flowers,Zay 48 yd pass from Jurkovec,Phil (Lytton,Connor kick)
12:46 GT - Gibbs, J 98 yd kickoff return (Cimaglia, B. kick)
08:07 GT - Carter, M 12 yd pass from Yates, J. (Cimaglia, B. kick)

SECOND QUARTER

13:52 GT - Yates, J 2 yd run (Cimaglia, B. kick)
12:05 BC - Flowers,Zay 39 yd pass from Jurkovec,Phil (Lytton,Connor kick)
8:47 BC - Jurkovec,Phil 8 yd run (Lytton,Connor kick)
0:52 BC - Jurkovec,Phil 14 yd run (Lytton,Connor kick)

THIRD QUARTER

10:22 GT - Cimaglia, B. 28 yd field goal

FOURTH QUARTER

12:01 BC - Lytton,Connor 31 yd field goal
8:59 GT - Gibbs, J 4 yd run (Cimaglia, B. kick failed)
2:48 BC - Jurkovec,Phil 31 yd run (Lytton,Connor kick)
0:25 BC - Lytton,Connor 27 yd field goal

TEAM STATISTICS

Team statistics table comparing Boston College and Georgia Tech across various metrics like First Downs, Rushes-Yards, Passing Yards, etc.

INDIVIDUAL STATISTICS

RUSHING: GT — Gibbs, J 19-96; Yates, J 12-47; Mason, J 5-42; Smith, Dontae 4-28.
BC — Garwo,Patrick 24-104; Jurkovec,Phil 8-71; Flowers,Zay 1-14; Sirkfield,Alec 4-5; Levy,Travis 1-2.
PASSING: GT — Yates, J 17-28-1 130; Knight II, D 1-1-0-4.
BC — Jurkovec,Phil 13-20-0 310.
RECEIVING: GT — Gibbs, J 5-33; Leonard, D 3-21; Carter, M 2-20; Sanders, A 2-16; Norris, K 2-16; Smith, Dontae 2-10; McGowan, K 1-22; McCollum, N 1(-4).
BC — Williams,Jaden 3-62; Gill,Jaelen 3-57; Flowers,Zay 2-87; Barry,Trae 2-59; Luchetti,Joey 1-26; Garwo,Patrick 1-13; Sirkfield,Alec 1-6.
INTERCEPTIONS: GT — None.
BC — Woodbey.
FUMBLE RECOVERIES: GT — Huff
BC — Thompson.
FORCED FUMBLES: GT — Huff
BC — Valdez.
TACKLES FOR LOSS: GT — C.Thomas 1.0-3; Eley 1.0-1; Edwards 0.5-1; Biggers 0.5-1.
BC — Valdez 1.0-17; Horsley 1.0-8; Barlow 1.0-4.
SACKS: GT — None.
BC — Valdez 1.0-17; Horsley 1.0-8; Barlow 1.0-4.



2021 GAME RECAPS

**GEORGIA TECH** **0**  
**#6/6 NOTRE DAME** **55**

Nov. 20, 2021 • South Bend, Ind. • Notre Dame Stadium  
Attendance: 70,011

SCOREBOARD	1	2	3	4	FINAL
GEORGIA TECH (3-8, 2-6)	0	0	0	0	0
NOTRE DAME (10-1)	24	21	10	0	55

**FIRST QUARTER**

12:35 ND - Doerer,Jonathan 41 yd field goal  
10:33 ND - Kiser,Jack 43 yd 43 yd (Doerer,Jonathan kick)  
4:57 ND - Williams,Kyren 9 yd run (Doerer,Jonathan kick)  
0:08 ND - Mayer,Michael 52 yd pass from Coan,Jack (Doerer,Jonathan kick)

**SECOND QUARTER**

10:41 ND - Diggs,Logan 5 yd run (Doerer,Jonathan kick)  
7:21 ND - Diggs,Logan 20 yd pass from Coan,Jack (Doerer,Jonathan kick)  
1:29 ND - Williams,Kyren 1 yd run (Leonard,Harris kick)

**THIRD QUARTER**

6:45 ND - Doerer,Jonathan 26 yd field goal  
4:50 ND - Tagovailoa-Amos 70 yd fumble recovery (Bryan,Josh kick)

**TEAM STATISTICS**

	GT	ND
First Downs	21	23
Rushes-Yards	35-128	33-212
Passing Yards	96	302
Pass Comp-Att-Int	14-28-1	18-26-0
Total Offense	224	514
Fumbles-Lost	2-1	2-0
Penalties-Yards	5-40	3-32
Punts-Yards (Avg/Net)	10-354 (35.3/34.3)	3-114 (38.0/38.0)
Kickoffs-Yards (Avg/Net)	1-64 (64.0/13.0)	10-589 (58.9/37.2)
Punt Returns (No.-Yds.-TD)	1-0-0	3-37-0
Kickoff Returns (No.-Yds.-TD)	5-113-0	1-51-0
Interceptions (No.-Yds.-TD)	0-0-0	1-43-1
Fumble Returns (No.-Yds.-TD)	0-0-0	1-70-1
Time of Possession	30:39	29:21
Third-Down Conversions	3-of-15	5-of-11
Fourth-Down Conversions	0-of-0	1-1
Red-Zone Scores-Chances	0-0	6-6
Sacks By (No.-Yds)	3-27	6-52
Field Goals	0-1	2-2
Points Off Turnovers	0	14

**INDIVIDUAL STATISTICS**

**RUSHING:** GT — Gibbs, J. 12-58; Smith, Dontae 8-31; Yates, J. 11-20; Mason, J. 4-19.  
ND — Buchner,Tyler 5-67; Estime,Audric 6-61; Williams,Kyren 11-56; Tyree,Chris 3-15; Lenzy,Brad-  
den 1-12; Austin,Kevin 1-8; Diggs,Logan 2-6; Albano,Leo 1-1; Coan,Jack 3-(-14).  
**PASSING:** GT — Yates, J. 14-28-1-96.  
ND — Coan,Jack 15-20-0-285; Buchner,Tyler 3-6-0-17.  
**RECEIVING:** GT — McGowan, K. 4-13; Carter, M. 3-29; Sanders, A. 3-20; Leonard, D. 2-28; King,  
R. 1-7; Smith, Dontae 1-(-1).  
ND — Williams,Kyren 4-31; Mayer,Michael 3-86; Austin,Kevin 2-89; Styles,Lorenzo 2-17;  
Diggs,Logan 1-20; Takacs,George 1-19; Colzie,Deion 1-16; Bauman,Kevin 1-10; Tyree,Chris 1-9;  
Lenzy,Bradden 1-9; Salerno,Matt 1-(-4).  
**INTERCEPTIONS:** GT — None.  
ND — Kiser.  
**FUMBLE RECOVERIES:** GT — None.  
ND — Tagovailoa-Amosa.  
**FORCED FUMBLES:** GT — Yondjouen  
ND — Foskey (2).  
**TACKLES FOR LOSS:** GT — Jackson 1.0-11; Yondjouen 1.0-10; Domineck 1.0-6; Sims 1.0-4;  
J.Thomas 0.5-1; White 0.5-0.  
ND — Cross 2.0-16; Bauer 1.5-3; Foskey 1.0-19; Pryor 1.0-6; Ehrensberger 1.0-6; Lewis 1.0-5;  
Botelho 1.0-3; Ademilola 0.5-3; White 0.5-2; Osalo-Mensha 0.5-2.  
**SACKS:** GT — Jackson 1.0-11; Yondjouen 1.0-10; Domineck 1.0-6.  
ND — Cross 2.0-16; Foskey 1.0-19; Ehrensberger 1.0-6; Pryor 1.0-6; Ademilola 0.5-3.

**#1/1 GEORGIA** **45**  
**GEORGIA TECH** **0**

Nov. 27, 2021 • Atlanta, Ga. • Bobby Dodd Stadium  
Attendance: 54,400

SCOREBOARD	1	2	3	4	FINAL
GEORGIA (12-0)	10	14	14	7	45
GEORGIA TECH (3-9)	7	0	0	0	0

**FIRST QUARTER**

10:34 - UGAPodlesny,Jack 38 yd field goal, 5-17 2:06  
4:38 USA - Burton,Jermaine 25 yd pass from Bennett,Stetson (Podlesny,Jack kick)

**SECOND QUARTER**

13:33 USA - McConkey,Ladd 11 yd pass from Bennett,Stetson (Podlesny,Jack kick)  
11:03 USA - Bowers,Brock 77 yd pass from Bennett,Stetson (Podlesny,Jack kick)

**THIRD QUARTER**

9:55 USA - Bowers,Brock 9 yd pass from Bennett,Stetson (Podlesny,Jack kick)  
3:45 USA - McIntosh,Kenny 59 yd run (Podlesny,Jack kick)

**FOURTH QUARTER**

9:23 USA - Edwards,Dajun 3 yd run (Podlesny,Jack kick)

**TEAM STATISTICS**

	UGA	GT
First Downs	21	9
Rushes-Yards	31-208	35-98
Passing Yards	255	73
Pass Comp-Att-Int	14-20-0	8-16-0
Total Offense	463	171
Fumbles-Lost	0-0	0-0
Penalties-Yards	0-0	5-43
Punts-Yards (Avg/Net)	1-32 (32.0/32.0)	7-311 (44.4/35.9)
Kickoffs-Yards (Avg/Net)	8-517 (64.6/42.0)	1-65 (65.0/40.0)
Punt Returns (No.-Yds.-TD)	2-20-0	0-0-0
Kickoff Returns (No.-Yds.-TD)	0-0-0	1-6-0
Interceptions (No.-Yds.-TD)	0-0-0	0-0-0
Fumble Returns (No.-Yds.-TD)	0-0-0	0-0-0
Time of Possession	26:52	33:08
Third-Down Conversions	2-of-5	0-of-2
Fourth-Down Conversions	0-of-0	0-of-0
Red-Zone Scores-Chances	4-4	0-0
Sacks By (No.-Yds)	3-36	1-2
Field Goals	1-1	0-0
Points Off Turnovers	0	0

**INDIVIDUAL STATISTICS**

**RUSHING:** UGA — McIntosh,Kenny 2-66; Edwards,Dajun 6-43; Cook,James 8-37; White,Zamir  
6-34; Clark,Sevaughn 5-22; Bennett,Stetson 3-7; Team 1-(-1).  
GT — Smith, Dontae 11-59; Mason, J. 14-59; Griffin, J. 2-7; Gibbs, J. 2-1; Yates, J. 6-(-28).  
**PASSING:** UGA — Bennett,Stetson 14-20-0-255  
GT — Yates, J. 8-16-0-77  
**RECEIVING:** UGA — Bowers,Brock 3-100; McConkey,Ladd 2-19; McIntosh,Kenny 2-18;  
Rosemy-Jacksain 1-30; Burton,Jermaine 1-25; Washington,Dam 1-18; Jackson,Keenan 1-16;  
White,Zamir 1-15; Mitchell,Adonia 1-9; Pickens,George 1-5.  
GT — Mason, J. 3-24; Leonard, D. 2-43; McCollum, N. 2-10; Gibbs, J. 1-(-4).  
**INTERCEPTIONS:** UGA — None  
GT — None.  
**FUMBLE RECOVERIES:** UGA — None.  
GT — None.  
**FORCED FUMBLES:** UGA — None.  
GT — None.  
**TACKLES FOR LOSS:** UGA — Carter 2.0-4; Dumas-Johnson 1.0-13; Beal Jr. 1.0-10; Walker  
1.0-7; Jackson 1.0-4; Wyatt 1.0-3; Dean 0.5-6; Smith 0.5-1.  
GT — Collins 1.0-1; Domineck 0.5-1; Lockhart 0.5-1.  
**SACKS:** UGA — Dumas-Johnson 1.0-13; Beal Jr. 1.0-10; Walker 0.5-7; Dean 0.5-6.  
GT — Domineck 0.5-1; Lockhart 0.5-1.

**HONORS AND AWARDS**

**ALL-AMERICA** THE ATHLETIC

- So. RB Jahmyr Gibbs (2nd)

**ALL-ACC**

- So. RB Jahmyr Gibbs (1st)
- Sr. LB Quez Jackson (2nd)
- R-Sr. DL Dijmon Brooks (HM)
- R-Sr. OL Devin Cochran (HM)
- Jr. LB Charlie Thomas (HM)
- Jr. DB Juanyeh Thomas (HM)

**ALL-ACC ACADEMIC TEAM**

- Sr. OL Ryan Johnson
- R-Jr. LS Cade Long
- R-Sr. OL Mikey Minihan
- Fr. P David Shanahan
- So. QB Jeff Sims
- Jr. DB Tre Swilling

**ACC DEFENSIVE LINEMAN OF THE WEEK**

- r-So. DL Jordan Domineck (Sept. 11 vs. Kennesaw State)

**ACC LINEBACKER OF THE WEEK**

- Jr. LB Charlie Thomas (Sept. 25 vs. North Carolina)
- f-Jr. LB Ayinde Eley (Oct. 9 at Duke)

**ACC DEFENSIVE BACK OF THE WEEK**

- Jr. DB Juanyeh Thomas (Oct. 9 at Duke)
- Jr. DB Juanyeh Thomas (Nov. 6 at Miami (Fla.))

**ACC SPECIALIST OF THE WEEK**

- Fr. PK Jude Kelley (Oct. 23 at Virginia)

**PAUL HORNUNG AWARD HONOR ROLL**

- Fr. RB Jahmyr Gibbs (Nov. 13 vs. Boston College)

**DAVEY O-BRIEN AWARD GREAT 8 OF THE WEEK**

- Fr. QB Jeff Sims (Sept. 25 vs. North Carolina)

**MANNING AWARD STAR OF THE WEEK**

- Fr. QB Jeff Sims (Sept. 25 vs. North Carolina)

**CAMPBELL TROPHY SEMIFINALIST** SCHOLAR-ATHLETE

- f-Sr. OL Ryan Johnson

**BURLSWORTH TROPHY NOMINEE** WALK-ON

- f-Sr. DL Dijmon Brooks

**BROYLES AWARD NOMINEE** ASSISTANT COACH

- RB coach/offensive recruiting coordinator Tashard Choice

**PRESEASON ALL-ACC**

- Fr. RS Jahmyr Gibbs

**DOAK WALKER AWARD WATCH LIST** RUNNING BACK

- Fr. RB Jahmyr Gibbs
- Jr. RB Jordan Mason

**PAUL HORNUNG AWARD WATCH LIST**

- Fr. RB Jahmyr Gibbs

**CAMPBELL TROPHY WATCH LIST**

- Sr. OL Ryan Johnson

**WUERFFEL TROPHY WATCH LIST**

- Jr. DB Juanyeh Thomas

**AFCA GOOD WORKS TEAM NOMINEE**

- Jr. DB Juanyeh Thomas

**SENIOR BOWL WATCH LIST**

- Sr. DB Tariq Carpenter
- Jr. DB Juanyeh Thomas
- Jr. DL Keion White

**NFLPA COLLEGIATE BOWL BIG BOARD**

- Sr. DB Tariq Carpenter
- Jr. WR Malachi Carter
- Jr. RB Jordan Mason
- Jr. DB Tre Swilling
- Jr. DB Juanyeh Thomas
- Jr. DL Keion White

**RECORD BOOK**





**RUSHING**
**ATTEMPTS**
**GAME**

44 – TaQuon Marshall vs. Tenn., 2017

**SEASON**

297 – Tashard Choice, 2006

**CAREER**

914 – Robert Lavette, 1981-84

**YARDS**
**GAME**

356 – Eddie Lee Ivery vs. Air Force, 1978

**SEASON**

1,562 – Eddie Lee Ivery, 1978

**CAREER**

4,066 – Robert Lavette, 1981-84

**TOUCHDOWNS**
**GAME**

5 – TaQuon Marshall vs. Tennessee, 2017

**SEASON**

20 – Tevin Washington, 2012

**CAREER**

45 – Robert Lavette, 1981-84

**YARDS PER ATTEMPT**
**GAME** [MIN. 25 ATTEMPTS]

13.7 – Eddie Lee Ivery vs. Air Force, 1978

**SEASON** [MIN. 100 ATTEMPTS]

7.2 – Dorsey Levens, 1993

**SEASON** [MIN. 50 ATTEMPTS]

10.1 – Orwin Smith, 2011

**CAREER** [MIN. 400 ATTEMPTS]

6.2 – Jonathan Dwyer, 2007-09

**CAREER** [MIN. 300 ATTEMPTS]

6.4 – Anthony Allen, 2009-10

**CAREER** [MIN. 200 ATTEMPTS]

7.6 – Roddy Jones, 2008-11

**RUSHING YARDS BY QUARTERBACK**
**GAME**

249 – TaQuon Marshall vs. Tennessee, 2017

**SEASON**

1,146 – TaQuon Marshall, 2017

**CAREER**

2,806 – Joshua Nesbitt, 2007-10

**LONGEST RUSH**
**GAME**

95 – Orwin Smith vs. Kansas, 2011

**PASSING**
**ATTEMPTS**
**GAME**

61 – Larry Good vs. Tennessee, 1968

**SEASON**

384 – George Godsey, 2001

**CAREER**

1,363 – Reggie Ball, 2003-06

**COMPLETIONS**
**GAME**

39 – George Godsey vs. Virginia, 2001

**SEASON**

249 – George Godsey, 2001

**CAREER**

662 – Reggie Ball, 2003-06

**MOST COMPLETIONS WITHOUT INT**
**GAME**

35 – George Godsey vs. Clemson, 2000

**CONSECUTIVE COMPLETIONS**
**SEASON**

18 – Joe Hamilton, 1999 [Florida State (15), The Citadel (3)]

**YARDS**
**GAME**

486 – George Godsey vs. Virginia, 2001

**SEASON**

3,085 – George Godsey, 2001

**CAREER**

8,882 – Joe Hamilton, 1996-99

**TOUCHDOWNS**
**GAME**

 5 – Eddie McAshan vs. Rice, 1972;  
Joe Hamilton vs. Clemson, 1999

**SEASON**

29 – Joe Hamilton, 1999

**CAREER**

65 – Joe Hamilton, 1996-99

**INTERCEPTIONS**
**GAME**

 5 – Jerry Priestley vs. Tennessee, 1964;  
Eddie McAshan vs. Rice, 1972

**SEASON**

21 – Eddie McAshan, 1970

**CAREER**

55 – Reggie Ball, 2003-06

**YARDS PER GAME**
**SEASON**

278.2 – Joe Hamilton, 1999

**CAREER**

206.6 – Joe Hamilton, 1996-99

**YARDS PER COMPLETION**
**SEASON** [MIN. 100 COMPLETIONS]

15.1 – Joe Hamilton, 1999

**SEASON** [MIN. 75 COMPLETIONS]

22.7 – Joshua Nesbitt, 2009

**CAREER** [MIN. 200 COMPLETIONS]

18.4 – Justin Thomas, 2013-16

**CAREER** [MIN. 100 COMPLETIONS]

 18.9 – Joshua Nesbitt, 2007-10;  
Tevin Washington, 2009-12

**YARDS PER ATTEMPT**
**SEASON** [MIN. 100 ATTEMPTS]

11.01 – Tevin Washington, 2011

**CAREER** [MIN. 500 ATTEMPTS]

8.94 – Justin Thomas, 2013-16

**CAREER** [MIN. 300 ATTEMPTS]

9.60 – Tevin Washington, 2009-12

**COMPLETION PERCENTAGE**
**GAME**

 .880 – Joe Hamilton vs. Florida State, 1999  
(22-25)

**SEASON** [MIN. 75 ATTEMPTS]

.666 – Joe Hamilton, 1999

**CAREER** [MIN. 150 ATTEMPTS]

.633 – George Godsey, 1998-01

**PASS EFFICIENCY RATING**
**GAME** [MIN. 15 ATTEMPTS]

309.8 – George Godsey vs. Navy, 2001

**GAME** [MIN. 10 ATTEMPTS]

 312.8 – Tevin Washington vs. W. Carolina,  
2011

**SEASON**

175.0 – Joe Hamilton, 1999

**CAREER**

148.2 – Joe Hamilton, 1996-99

**LONGEST PASS**
**GAME**

 96 – Joe Hamilton (to Charlie Rogers) vs.  
UCF, 1996

**RECEIVING**
**RECEPTIONS**
**GAME**

 14 – John Sias vs. Navy, 1968;  
Steve Harkey vs. South Carolina, 1970;  
Robert Lavette vs. Notre Dame, 1981;  
Kelly Campbell vs. Clemson, 2000

**SEASON**

78 – Jonathan Smith, 2003

**CAREER**

195 – Kelly Campbell, 1998-2001

**YARDS**
**GAME**

243 – Dez White vs. Virginia, 1998

**SEASON**

1,202 – Calvin Johnson, 2006

**CAREER**

2,927 – Calvin Johnson, 2004-06

**TOUCHDOWNS**
**GAME**

4 – Buck Martin vs. Auburn, 1951

**SEASON**

15 – Calvin Johnson, 2006

**CAREER**

28 – Calvin Johnson, 2004-06



## INDIVIDUAL RECORDS

**YARDS PER RECEPTION****SEASON** [MIN. 25 RECEPTIONS]

29.3 – Stephen Hill, 2011

**CAREER** [MIN. 50 RECEPTIONS]

20.4 – Dez White, 1997-99

**LONGEST RECEPTION****GAME**

96 – Charlie Rogers (from Joe Hamilton) vs. UCF, 1996

**TOTAL OFFENSE****MOST PLAYS****GAME**

68 – Larry Good vs. Tennessee, 1968

**SEASON**

489 – Reggie Ball, 2003

**CAREER**

1,858 – Reggie Ball, 2003-06

**YARDS****GAME**

477 – George Godsey vs. Virginia, 2001

**SEASON**

3,794 – Joe Hamilton, 1999

**CAREER**

10,640 – Joe Hamilton, 1996-99

**YARDS PER GAME****SEASON**

344.9 – Joe Hamilton, 1999

**CAREER**

247.4 – Joe Hamilton, 1996-99

**YARDS PER PLAY****SEASON**

8.27 – Joe Hamilton, 1999

**CAREER**

6.99 – Joe Hamilton, 1996-99

**TOUCHDOWN RESPONSIBILITY****GAME**5 – Eddie McAshan vs. Rice, 1972;  
Joe Hamilton vs. Florida State, 1999;  
Joe Hamilton vs. Clemson, 1999;  
Vad Lee vs. Duke, 2013;  
Justin Thomas vs. Georgia Southern, 2014;  
TaQuon Marshall vs. Tennessee, 2017**SEASON**

35 – Joe Hamilton, 1999

**CAREER**

83 – Joe Hamilton, 1996-99

**ALL-PURPOSE YARDS****GAME**

367 – Eddie Lee Ivery vs. Air Force, 1978

**SEASON**

1,879 – Eddie Lee Ivery, 1978

**CAREER**

5,393 – Robert Lavette, 1981-84

**SCORING****POINTS SCORED****GAME**

30 – TaQuon Marshall vs. Tennessee, 2017

**SEASON**

120 – Tevin Washington, 2012

**CAREER**

337 – Harrison Butker, 2013-16

**TOUCHDOWNS****GAME**

5 – TaQuon Marshall vs. Tennessee, 2017

**SEASON**

20 – Tevin Washington, 2012

**CAREER**

46 – Robert Lavette, 1981-84

**DEFENSIVE TOUCHDOWNS****GAME**

2 – Rick Lewis vs. Tulane, 1970

**SEASON**

3 – Jeff Ford, 1969; Jerrard Tarrant, 2009

**CAREER**

4 – Jeff Ford, 1969-71

**TWO-POINT CONVERSIONS****GAME**2 – Joel Stevenson vs. Duke, 1968;  
Kerry Watkins vs. Wake Forest, 1999**SEASON**

2 – Joel Stevenson, 1968;

Kenny Bounds, 1968;

Joe Hamilton, 1998;

Kerry Watkins, 1999

**CAREER**

3 – Kerry Watkins, 1999-02

**KICKING****POINTS BY KICKING****GAME**

17 – Ron Rice vs. Citadel, 1982

**SEASON**

106 – Travis Bell, 2007

**CAREER**

337 – Harrison Butker, 2013-16

**PATs ATTEMPTED****GAME**

10 – Luke Manget vs. Navy, 2001

**SEASON**

66 – Harrison Butker, 2014

**CAREER**

210 – Luke Manget, 1999-2002

**PATs MADE****GAME**

10 – Luke Manget vs. Navy, 2001

**SEASON**

65 – Harrison Butker, 2014

**CAREER**

208 – Harrison Butker, 2013-16

**CONSECUTIVE PATs MADE****SEASON**

56 – Justin Moore, 2011

**CAREER**

160 – Luke Manget, 1999-2002

**PAT PERCENTAGE****SEASON**1.000 – multiple times, most recently by:  
Wesley Wells [39-of-39], 2018**CAREER**

1.000 – Luke Manget, 1999-2002 [160-of-160];

Travis Bell, 2004-07 [138-of-138]

**FIELD GOALS ATTEMPTED****GAME**

7 – Luke Manget vs. NC State, 2001

**SEASON**

28 – Luke Manget, 2001; Travis Bell, 2007

**CAREER**

88 – Scott Sisson, 1989-92

**FIELD GOALS MADE****GAME**

5 – Ron Rice vs. The Citadel, 1982

**SEASON**

23 – Travis Bell, 2007

**CAREER**

61 – Travis Bell, 2004-07

**FIELD GOALS PERCENTAGE****SEASON**

1.000 – Wesley Wells, 2018 (9-9)

**CAREER**

.743 – Scott Blair, 2007-10 (41-56)

**LONGEST FIELD GOAL MADE****GAME**

55 – E.O. Wheeler vs. VMI, 1973; Ron Rice vs. The Citadel, 1982; David Bell vs. Georgia, 1986

**LONGEST FIELD GOAL ATTEMPTED****GAME**

64 – Ron Rice vs. Auburn, 1982

**PUNTING****MOST PUNTS****GAME**

13 – Pressley Harvin III vs. Georgia, 2019

**HISTORIC**

21 – Hawk Cavette vs. Florida, 1938

**SEASON**

88 – Jeff Pierce, 1980

**CAREER**

252 – Jeff Pierce, 1978-81

**YARDS**  
**GAME**  
 587 – Pressley Harvin III vs. Georgia, 2019  
**SEASON**  
 3,609 – Jeff Pierce, 1980  
**CAREER**  
 10,271 – Jeff Pierce, 1978-81

**YARDS PER PUNT**  
**GAME** [MIN. 3 PUNTS]  
 60.0 – Durant Brooks vs. North Carolina, 2007  
**GAME** [MIN. 2 PUNTS]  
 65.5 – Michael Kelley vs. Alabama, 1979  
**SEASON** [MIN. 35 PUNTS]  
 48.0 – Pressley Harvin III, 2020  
**CAREER** [MIN. 75 PUNTS]  
 45.31 – Durant Brooks, 2006-07

**LONGEST PUNT**  
**GAME**  
 80 – Michael Kelley vs. Alabama, 1979  
**HISTORIC**  
 85 – Buck Flowers vs. Davidson, 1920

## RETURNS

**KICKOFF RETURNS**  
**GAME**  
 7 – five times  
**SEASON**  
 37 – Orwin Smith, 2009  
**CAREER**  
 94 – Drew Hill, 1975-78

**KICKOFF RETURN YARDS**  
**GAME**  
 230 – Jamal Golden vs. North Carolina, 2012 (7 ret)  
**SEASON**  
 888 – Orwin Smith, 2009  
**CAREER**  
 2,357 – Drew Hill, 1975-78

**KICKOFF RETURN TOUCHDOWNS**  
**GAME**  
 1 – 16 times, most recently:  
 Lamont Simmons at Miami (Fla.), 2017  
**SEASON**  
 2 – Drew Hill, 1978; Jamal Golden, 2012; Juanyeh Thomas, 2018  
**CAREER**  
 2 – Drew Hill, 1975-78; Gary Lee, 1983-86; Dez White, 1997-99; Jamal Golden, 2011-15; Juanyeh Thomas, 2018-pres.

**YARDS PER KICKOFF RETURN**  
**GAME** [MIN. 2 RETURNS]  
 58.5 – Drew Hill vs. Georgia, 1978  
**SEASON** [MIN. 10 RETURNS]  
 30.0 – Drew Hill, 1978  
**CAREER** [MIN. 15 RETURNS]  
 25.4 – Drew Hill, 1975-78

**LONGEST KICKOFF RETURN**  
**GAME**  
 100 – Drew Hill vs. Georgia, 1978; Dez White vs. Maryland, 1998; Jamal Golden vs. North Carolina, 2012; Juanyeh Thomas vs. Georgia, 2018  
**HISTORIC**  
 102 – Dewey Scarboro vs. Georgetown, 1919

**PUNT RETURNS**  
**GAME**  
 9 – Kelley Rhino vs. The Citadel, 2001  
**SEASON**  
 48 – Willie Clay, 1991; Kelley Rhino, 2001  
**CAREER**  
 112 – Kelley Rhino, 1999-2002

**PUNT RETURN YARDS**  
**GAME**  
 149 – Gerry Bussell vs. Auburn, 1962  
**SEASON**  
 515 – Kelley Rhino, 2001  
**CAREER**  
 1,135 – Kelley Rhino, 1999-2002

**PUNT RETURN TOUCHDOWNS**  
**GAME**  
 1 – several times, most recently:  
 Jerrard Tarrant vs. Clemson, 2009  
**SEASON**  
 2 – Jimmy Brown, 1966; Charlie Rogers, 1998; Jonathan Smith, 2003; Jerrard Tarrant, 2009  
**CAREER**  
 3 – Jimmy Brown, 1965-67

**YARDS PER PUNT RETURN**  
**GAME** [MIN. 2 RETURNS]  
 68.0 – Randy Rhino vs. South Carolina, 1972  
**SEASON** [MIN. 10 RETURNS]  
 22.6 – Jimmy Brown, 1965  
**CAREER** [MIN. 25 RETURNS]  
 15.2 – Charlie Rogers, 1995-99

**LONGEST PUNT RETURN**  
**GAME**  
 95 – Randy Rhino vs. South Carolina, 1972

## DEFENSE

**INTERCEPTIONS**  
**GAME**  
 3 – Bobby Moorhead vs. Auburn, 1952; Bubba Hoats vs. Georgia, 1969; Randy Rhino vs. Rice, 1972; Ken Swilling vs. Boston College, 1989; Brian Wilkins vs. Florida State, 1996  
**HISTORIC**  
 3 – Howard Ector vs. Vanderbilt, 1937  
**SEASON**  
 9 – Jeff Ford, 1969; Willie Clay, 1991  
**CAREER**  
 16 – Willie Clay, 1988-91

**INTERCEPTION RETURN YARDS**  
**GAME**  
 100 – Jeff Ford vs. Notre Dame, 1969  
**SEASON**  
 257 – Jeff Ford, 1969  
**CAREER**  
 320 – Jeff Ford, 1969-71

**INTERCEPTION RETURNS FOR TD**  
**SEASON**  
 3 – Jeff Ford, 1969 (TIED NCAA RECORD)  
**CAREER**  
 4 – Jeff Ford, 1969-71

**TACKLES**  
**GAME**  
 By Linebacker: 28 – Eric Wilcox vs. Georgia, 1967  
 By Down Lineman: 20 – John Battle vs. Duke, 1964  
 By Defensive Back: 19 – Danny Rhino vs. Virginia, 1974; Cleve Pounds vs. Auburn, 1984; Cleve Pounds vs. NC State, 1984; Ken Swilling vs. Virginia, 1989  
**SEASON**

By Linebacker: 188 – Joe Harris, 1974  
 By Down Lineman: 112 – John Battle, 1965  
 By Defensive Back: 114 – Cleve Pounds, 1984  
**CAREER**  
 By Linebacker: 467 – Keith Brooking, 1994-97  
 By Down Lineman: 271 – Franklin Brooks, 1952-55  
 By Defensive Back: 283 – Isaiah Johnson, 2010-14

**TACKLES FOR LOSS**  
**GAME**  
 7 – Pat Swilling vs. NC State, 1985  
**SEASON**  
 24 – Eric Henderson, 2003  
**CAREER**  
 59.5 – Eric Henderson, 2002-05

**SACKS**  
**GAME**  
 7 – Pat Swilling vs. NC State, 1985  
**SEASON**  
 15 – Pat Swilling, 1985  
**CAREER**  
 31.5 – Jeremiah Attaochu, 2010-13

**FUMBLES FORCED**  
**GAME**  
 2 – 12 times, most recently:  
 Jordan Domineck vs. Kennesaw St., 2021

**FUMBLES RECOVERED**  
**GAME**  
 2 – 18 times, most recently:  
 Charlie Thomas at Louisville, Oct. 5, 2018

## RUSHING



Robert Lavette

## RUSHING YARDS

## CAREER

PLAYER	YEARS	YDS
1. Robert Lavette	1981-84	4,066
2. Jerry Mays	1985-89	3,699
3. Eddie Lee Ivery	1975-78	3,517
4. Tashard Choice	2005-07	3,365
5. P.J. Daniels	2002-05	3,346
6. Jonathan Dwyer	2007-09	3,226
7. Joshua Nesbitt	2007-10	2,806
8. Joe Burns	1998-01	2,634
9. Justin Thomas	2013-16	2,412
10. C.J. Williams	1994-96	2,365
11. Jordan Mason	2018-21	2,349
12. David Sims	1974-76	2,274
13. David Sims	2010-13	2,252
14. Tevin Washington	2009-12	2,225
15. TaQuon Marshall	2015-18	2,189
16. Zach Laskey	2011-14	2,033
17. William Bell	1989-93	2,026
18. Anthony Allen	2009-10	1,934
19. Roddy Jones	2008-11	1,846
20. Orwin Smith	2009-12	1,839
21. Leon Hardeman	1951-53	1,794
22. Ronny Cone	1979-83	1,777
23. Joe Hamilton	1996-99	1,758
24. Lenny Snow	1965-67	1,743
25. Bill Teas	1951-54	1,689
26. Jimmy Lincoln	1991-94	1,601
27. Cory Collier	1983-86	1,590
28. Malcolm King	1984-87	1,576
29. Bobby North	1947-50	1,505
30. Reggie Ball	2003-06	1,451
31. Brent Cunningham	1969-71	1,446
32. Charles Wiley	1995-98	1,431
33. Greg Horne	1971-73	1,425
34. Synjyn Days	2011-14	1,396
35. Glenn Turner	1951-53	1,329
36. Sean Gregory	1998-01	1,290
37. Charlie Rogers	1995-98	1,287
38. Clinton Lynch	2014-18	1,287
39. Phillip Rogers	1995-99	1,264
40. Rodney Lee	1977-79	1,250
41. Jahmyr Gibbs	2020-21	1,206
42. Robert Godhigh	2010-13	1,191
43. KirVonte Benson	2016-18	1,169

44. Adrian Rucker	1974-77	1,162
Bucky Shamburger	1975-78	1,162
46. Tobias Oliver	2018-21	1,155
47. Michael Smith	1991-94	1,083
48. Vad Lee	2012-13	1,057
49. Dorsey Levens	1992-93	1,036
50. Embry Peeples	2008-11	1,035

## SEASON

PLAYER	YEAR	YDS
1. Eddie Lee Ivery	1978	1,562
2. Tashard Choice	2006	1,473
3. P.J. Daniels	2003	1,447
4. Jonathan Dwyer	2008	1,395
Jonathan Dwyer	2009	1,395
6. Tashard Choice	2007	1,379
7. Jerry Mays	1989	1,349
8. Anthony Allen	2010	1,316
9. Robert Lavette	1982	1,208
10. Robert Lavette	1984	1,189
11. Joe Burns	2001	1,165
12. TaQuon Marshall	2017	1,146
13. C.J. Williams	1995	1,138
14. Justin Thomas	2014	1,086
15. KirVonte Benson	2017	1,053
16. Joshua Nesbitt	2009	1,037
17. Tevin Washington	2011	987

## ATTEMPTS

## CAREER

PLAYER	YEARS	ATT
1. Robert Lavette	1981-84	914
2. P.J. Daniels	2002-05	707
3. Jerry Mays	1985-89	695
4. Tashard Choice	2005-07	675
5. Joshua Nesbitt	2005-07	653
6. Joe Burns	1998-2001	614
7. Eddie Lee Ivery	1975-78	609
8. Tevin Washington	2009-12	542
9. C.J. Williams	1994-96	539
10. Jonathan Dwyer	2007-09	517
11. Justin Thomas	2013-16	505
12. Joe Hamilton	1996-99	501
13. Reggie Ball	2003-06	495
14. TaQuon Marshall	2015-18	478
15. Jordan Mason	2018-21	449

16. Lenny Snow	1965-67	445
17. David Sims	2010-13	438
18. William Bell	1989-93	418
19. Shawn Jones	1989-92	392
20. Zach Laskey	2011-14	388

## SEASON

PLAYER	YEAR	ATT
1. Tashard Choice	2006	297
2. P.J. Daniels	2003	283
3. Joe Burns	2001	282
4. Robert Lavette	1982	280
5. Joshua Nesbitt	2009	279
6. Eddie Lee Ivery	1978	267
7. Tashard Choice	2007	261
8. Robert Lavette	1984	260
9. Jerry Mays	1989	249
10. TaQuon Marshall	2017	247

## YARDS PER ATTEMPT (MIN. 200 ATTEMPTS)

## CAREER

PLAYER	YEARS	AVG
1. Roddy Jones	2008-11	7.59
2. Anthony Allen	2009-10	6.36
3. Jonathan Dwyer	2007-09	6.24
4. David Sims	1974-76	6.00
5. Charlie Rogers	1995-98	5.85
6. Eddie Lee Ivery	1975-78	5.78
7. Bill Teas	1951-54	5.74
8. Synjyn Days	2011-14	5.47
9. Leon Hardeman	1951-53	5.32
Jerry Mays	1985-89	5.32

## YARDS PER GAME (MIN. 200 ATTEMPTS)

## SEASON

PLAYER	YEAR	AVG
1. Eddie Lee Ivery	1978	142.0
2. Jerry Mays	1989	122.6
3. Tashard Choice	2007	114.9
4. P.J. Daniels	2003	111.3
5. Robert Lavette	1982	109.8
6. Robert Lavette	1984	108.1
7. Jonathan Dwyer	2008	107.3
8. Tashard Choice	2006	105.2
9. TaQuon Marshall	2017	104.2
10. C.J. Williams	1995	103.5

## TOUCHDOWNS

## CAREER

PLAYER	YEARS	TD
1. Robert Lavette	1981-84	45
2. Tevin Washington	2009-12	38
3. Joshua Nesbitt	1981-84	35
Jonathan Dwyer	2007-09	35
5. Joe Burns	1998-01	31
6. TaQuon Marshall	2015-18	29
7. Tashard Choice	2005-07	28
8. P.J. Daniels	2002-05	23
David Sims	2010-13	23
10. Leon Hardeman	1951-53	22
Eddie Lee Ivery	1975-78	22
Justin Thomas	2013-16	22
13. David Sims	1974-76	21
14. C.J. Williams	1994-96	20
Orwin Smith	2009-12	20





**SEASON**

PLAYER	YEAR	TD
1. Tevin Washington	2012	20
2. Robert Lavette	1982	19
3. Joshua Nesbitt	2009	18
4. TaQuon Marshall	2017	17
5. Robert Lavette	1984	14
Joe Burns	2001	14
Jonathan Dwyer	2009	14
Tevin Washington	2011	14
9. Sean Gregory	1999	13
10. Lenny Snow	1966	12
C.J. Williams	1995	12
Joe Burns	2000	12
Tashard Choice	2006	12
Jonathan Dwyer	2008	12
Dedrick Mills	2016	12

**100-YARD GAMES**

**CAREER**

PLAYER	YEARS	G
1. Robert Lavette	1981-84	18
Tashard Choice	2005-07	18
3. Jonathan Dwyer	2007-09	17
4. P.J. Daniels	2002-05	16
5. Jerry Mays	1985-89	15
6. Eddie Lee Ivery	1975-78	14
7. Joe Burns	1998-01	11
8. C.J. Williams	1994-96	10
TaQuon Marshall	2015-18	10
10. David Sims	1974-76	8
Joshua Nesbitt	2007-10	8
Anthony Allen	2009-10	8

**SEASON**

PLAYER	YEAR	G
1. Tashard Choice	2006	9
Jonathan Dwyer	2008	9
3. Eddie Lee Ivery	1978	8
Tashard Choice	2007	8
5. Robert Lavette	1982	7
Jerry Mays	1989	7
Jonathan Dwyer	2009	7
8. Robert Lavette	1984	6
C.J. Williams	1995	6
Joe Burns	2001	6
P.J. Daniels	2003	6
P.J. Daniels	2005	6
Anthony Allen	2010	6
TaQuon Marshall	2017	6

**CONSECUTIVE 100-YARD GAMES**

**CAREER**

PLAYER	YEARS	G
1. Tashard Choice	2006-07	9
2. Eddie Lee Ivery	1978	7
3. Tony Hollings	2002	4
P.J. Daniels	2004-05	4
Jonathan Dwyer	2008	4
Jonathan Dwyer	2009	4

**200-YARD GAMES**

**CAREER**

PLAYER	YEARS	G
1. Jerry Mays	1985-89	2
P.J. Daniels	2002-05	2
3. Brent Cunningham	1969-71	1
Eddie Lee Ivery	1975-78	1
Robert Lavette	1981-84	1
Jimmy Lincoln	1991-94	1
C.J. Williams	1994-96	1
Tashard Choice	2005-07	1
Roddy Jones	2008-11	1
TaQuon Marshall	2015-18	1

**RUSHING YARDS BY QUARTERBACK**

**CAREER**

PLAYER	YEARS	YDS
1. Josh Nesbitt	2007-10	2,806
2. Justin Thomas	2013-16	2,412
3. Tevin Washington	2009-12	2,225
4. TaQuon Marshall	2015-18	2,131
5. Joe Hamilton	1996-99	1,758
6. Reggie Ball	2003-06	1,451
7. Tobias Oliver	2018-21	1,136
8. Vad Lee	2012-13	1,057
9. Danny Myers	1973-75	921
10. Jeff Sims	2020-pres.	864

**SEASON**

PLAYER	YEAR	YDS
1. TaQuon Marshall	2017	1,146
2. Justin Thomas	2014	1,086
3. Joshua Nesbitt	2009	1,037
4. Tevin Washington	2011	987
5. TaQuon Marshall	2018	971
6. Joshua Nesbitt	2010	737
7. Joe Hamilton	1999	734
8. Joshua Nesbitt	2008	693
9. Tevin Washington	2012	684
10. Justin Thomas	2016	604

**RUSHING TOUCHDOWNS BY**

**QUARTERBACK**

**CAREER**

PLAYER	YEARS	TD
1. Tevin Washington	2009-12	38
2. Joshua Nesbitt	2007-10	35
3. TaQuon Marshall	2015-18	29
4. Justin Thomas	2013-16	22
5. Shawn Jones	1989-92	19
6. Joe Hamilton	1996-99	18
7. Vad Lee	2012-13	17
8. Billy Lothridge	1961-63	15
9. Danny Myers	1973-75	14
10. Tobias Oliver	2018-21	13

**SEASON**

PLAYER	YEAR	TD
1. Tevin Washington	2012	20
2. Josh Nesbitt	2009	18
3. TaQuon Marshall	2017	17
4. Tevin Washington	2011	14
5. Tobias Oliver	2018	11
6. Josh Nesbitt	2009	10
7. Billy Lothridge	1962	9
Vad Lee	2012	9
9. Vad Lee	2013	8
Justin Thomas	2014	8

**YEAR-BY-YEAR LEADERS**

**RUSHING YARDS**

YEAR	PLAYER	YDS
1950	Bobby North	663
1951	Leon Hardeman	647
1952	Bill Teas	825
1953	Bill Teas	610
1954	Jimmy Thompson	442
1955	George Volkert	583
1956	Ken Owen	497
1957	Lester Simerville	275
1958	Floyd Faucette	473

**TOP SINGLE-GAME RUSHING DUO**

YARDS	DUO	OPPONENT	DATE
429	Eddie Lee Ivery (356) / Darish Davis (73)	vs. Air Force	Nov. 11, 1978

**TOP SINGLE-SEASON RUSHING DUOS**

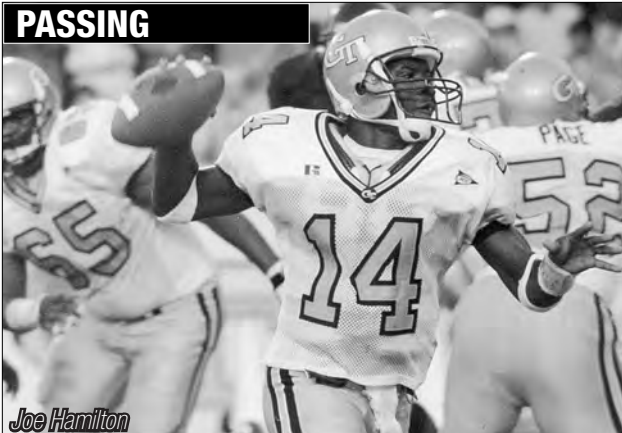
DUO	YEAR	YARDS
1. Jonathan Dwyer (1,395) / Joshua Nesbitt (1,037)	2009	2,432
2. TaQuon Marshall (1,146) / KirVonte Benson (1,053)	2017	2,199
3. Jonathan Dwyer (1,395) / Joshua Nesbitt (693)	2008	2,088
4. Anthony Allen (1,316) / Joshua Nesbitt (737)	2010	2,053
5. Justin Thomas (1,086) / Synjyn Days (924)	2014	2,010

**TOP SINGLE-SEASON RUSHING TRIOS**

TRIO	YEAR	YARDS
1. J. Dwyer (1,395) / J. Nesbitt (1,037) / A. Allen (618)	2009	3,050
2. Justin Thomas (1,086) / Synjyn Days (924) / Zach Laskey (851)	2014	2,861
3. Jonathan Dwyer (1,395) / Josh Nesbitt (693) / Roddy Jones (690)	2008	2,778
4. Anthony Allen (1,316) / Josh Nesbitt (737) / Orwin Smith (516)	2010	2,569
5. TaQuon Marshall (971) / Tobias Oliver (876) / Jordan Mason (659)	2018	2,506
6. TaQuon Marshall (1,146) / KirVonte Benson (1,053) / Nathan Cottrell (271)	2017	2,470
7. Tevin Washington (987) / David Sims (698) / Orwin Smith (615)	2011	2,329
8. Bill Teas (788) / Windle Hardeman (776) / Glenn Turner (672)	1952	2,236
9. T. Choice (1,379) / J. Dwyer (436) / J. Nesbitt (339)	2007	2,154
10. David Sims (884) / Robert Godhigh (744) / Vad Lee (513)	2013	2,141

1959	Floyd Faucette	330
1960	Chick Graning	315
1961	Mike McNames	350
1962	Billy Lothridge	478
1963	Ray Mendheim	427
1964	Johnny Gresham	437
1965	Lenny Snow	597
1966	Lenny Snow	761
1967	Lenny Snow	385
1968	Kenny Bounds	188
1969	Brent Cunningham	459
1970	Brent Cunningham	740
1971	Greg Horne	500
1972	Greg Horne	558
1973	Cleo Johnson	451
1974	David Sims	881
1975	David Sims	590
1976	David Sims	803
1977	Eddie Lee Ivery	900
1978	Eddie Lee Ivery	1,562
1979	Ronny Cone	617
1980	David Allen	466
1981	Robert Lavette	866
1982	Robert Lavette	1,208
1983	Robert Lavette	803
1984	Robert Lavette	1,189
1985	Cory Collier	606
1986	Jerry Mays	842
1987	Malcolm King	383
1988	Jerry Mays	942
1989	Jerry Mays	1,349
1990	William Bell	891
1991	Jimmy Lincoln	913
1992	Michael Smith	336
1993	Dorsey Levens	823
1994	C.J. Williams	564
1995	C.J. Williams	1,138
1996	C.J. Williams	663
1997	Charles Wiley	567
1998	Joe Burns	474
1999	Sean Gregory	837
2000	Joe Burns	908
2001	Joe Burns	1,165
2002	Tony Hollings	633
2003	P.J. Daniels	1,447
2004	P.J. Daniels	714
2005	P.J. Daniels	930
2006	Tashard Choice	1,473
2007	Tashard Choice	1,379
2008	Jonathan Dwyer	1,395
2009	Jonathan Dwyer	1,395
2010	Anthony Allen	1,316
2011	Tevin Washington	986
2012	Zach Laskey	697
2013	David Sims	884
2014	Justin Thomas	1,086
2015	Marcus Marshall	654
2016	Dedrick Mills	771
2017	TaQuon Marshall	1,146
2018	TaQuon Marshall	971
2019	Jordan Mason	899
<b>2020</b>	<b>Jeff Sims</b>	<b>492</b>
2021	Jahmyr Gibbs	794

## PASSING



*Joe Hamilton*

### PASSING YARDS CAREER

PLAYER	YEARS	YDS
1. Joe Hamilton	1996-99	8,882
2. Shawn Jones	1989-92	8,441
3. Reggie Ball	2003-06	8,128
4. George Godsey	1998-01	6,137
5. Mike Kelley	1978-81	5,249
6. Justin Thomas	2013-16	4,754
7. John Dewberry	1983-85	4,193
8. Eddie McAshan	1970-72	4,080
<b>9. Jeff Sims</b>	<b>2020-pres.</b>	<b>3,349</b>
10. Tevin Washington	2009-12	3,312
11. Josh Nesbitt	2007-10	3,276
12. Donnie Davis	1992-95	3,261
13. Taylor Bennett	2005-07	2,804
14. Kim King	1965-67	2,763
15. A.J. Suggs	2002-03	2,422
16. Billy Lothridge	1961-63	2,394
17. Rick Strom	1983-87	2,199
18. Vad Lee	2012-13	2,157
19. Jim Bob Taylor	1981-82	2,136
20. Tommy Luginbill	1994	2,128

### SEASON

PLAYER	YEAR	YDS
1. George Godsey	2001	3,085
2. Joe Hamilton	1999	3,060
3. George Godsey	2000	2,906
4. Shawn Jones	1992	2,397
5. Joe Hamilton	1997	2,314
6. Shawn Jones	1991	2,288
7. A.J. Suggs	2002	2,242
8. Joe Hamilton	1998	2,166
9. Reggie Ball	2005	2,165
10. Reggie Ball	2004	2,147
11. Taylor Bennett	2007	2,136
12. Tommy Luginbill	1994	2,128
13. Mike Kelley	1979	2,051
14. Shawn Jones	1990	2,008
15. Reggie Ball	2003	1,996
16. Jeff Sims	2020	1,881
17. John Dewberry	1984	1,846
18. Jim Bob Taylor	1982	1,839
19. Reggie Ball	2006	1,820
20. Eddie McAshan	1972	1,756

### COMPLETIONS CAREER

PLAYER	YEARS	CMP
1. Reggie Ball	2003-06	662
2. Shawn Jones	1989-92	652
3. Joe Hamilton	1996-99	629
4. George Godsey	1998-01	484
5. Mike Kelley	1978-81	391
6. Eddie McAshan	1970-72	360
7. John Dewberry	1983-85	310
8. Donnie Davis	1992-95	270
9. Justin Thomas	2013-16	259
<b>10. Jeff Sims</b>	<b>2020-pres.</b>	<b>254</b>

### SEASON

PLAYER	YEAR	CMP
1. George Godsey	2001	249
2. George Godsey	2000	222
3. A.J. Suggs	2002	208
4. Joe Hamilton	1999	203
5. Shawn Jones	1992	190
6. Tommy Luginbill	1994	182
Reggie Ball	2005	182
8. Reggie Ball	2003	181
9. Shawn Jones	1991	178
10. Joe Hamilton	1997	173

### ATTEMPTS CAREER

PLAYER	YEARS	ATT
1. Reggie Ball	2003-06	1,363
2. Shawn Jones	1989-92	1,217
3. Joe Hamilton	1996-99	1,020
4. Mike Kelley	1978-81	785
5. George Godsey	1998-01	765
6. Eddie McAshan	1970-72	698
7. John Dewberry	1983-85	533
8. Justin Thomas	2013-16	532
9. Donnie Davis	1992-95	478
10. Kim King	1965-67	460



**SEASON**

PLAYER	YEAR	ATT
1. George Godsey	2001	384
2. Reggie Ball	2005	379
3. A.J. Suggs	2002	363
4. Shawn Jones	1992	362
5. Reggie Ball	2003	350
6. George Godsey	2000	349
7. Shawn Jones	1991	339
8. Reggie Ball	2004	330
9. Tommy Luginbill	1994	327
Taylor Bennett	2007	327

**SEASON**

PLAYER	YEAR	TD
1. Joe Hamilton	1999	29
2. George Godsey	2000	23
3. Reggie Ball	2006	20
4. George Godsey	2001	18
Justin Thomas	2014	18
6. Joe Hamilton	1998	17
7. Eddie McAshan	1972	16
Reggie Ball	2004	16
9. Frank Broyles	1944	15
Shawn Jones	1992	15

1972	Eddie McAshan	1,756
1973	Jim Stevens	1,481
1974	Rudy Allen	357
1975	Danny Myers	272
2016	Gary Lanier	290
1977	Gary Lanier	182
1978	Mike Kelley	1,479
1979	Mike Kelley	2,051
1980	Mike Kelley	832
1981	Mike Kelley	887
1982	Jim Bob Taylor	1,839
1983	John Dewberry	790
1984	John Dewberry	1,846
1985	John Dewberry	1,557
1986	Rick Strom	1,011
1987	Darrell Gast	1,104
1988	Todd Rampley	1,579
1989	Shawn Jones	1,748
1990	Shawn Jones	2,008
1991	Shawn Jones	2,288
1992	Shawn Jones	2,397
1993	Donnie Davis	1,739
1994	Tommy Luginbill	2,128
1995	Donnie Davis	1,462
1996	Joe Hamilton	1,342
1997	Joe Hamilton	2,314
1998	Joe Hamilton	2,166
1999	Joe Hamilton	3,060
2000	George Godsey	2,906
2001	George Godsey	3,085
2002	A.J. Suggs	2,242
2003	Reggie Ball	1,996
2004	Reggie Ball	2,147
2005	Reggie Ball	2,165
2006	Reggie Ball	1,820
2007	Taylor Bennett	2,136
2008	Joshua Nesbitt	808
2009	Joshua Nesbitt	1,701
2010	Joshua Nesbitt	674
2011	Tevin Washington	1,652
2012	Tevin Washington	1,222
2013	Vad Lee	1,561
2014	Justin Thomas	1,719
2015	Justin Thomas	1,345
2016	Justin Thomas	1,559
2017	TaQuon Marshall	927
2018	TaQuon Marshall	900
2019	James Graham	1,164
<b>2020</b>	<b>Jeff Sims</b>	<b>1,881</b>
<b>2021</b>	<b>Jeff Sims</b>	<b>1,468</b>

**COMPLETION PERCENTAGE**

**CAREER [MINIMUM 100 COMPLETIONS]**

PLAYER	YEARS	PCT
1. George Godsey	1998-01	.633
2. Joe Hamilton	1996-99	.617
3. John Dewberry	1983-85	.582
4. A.J. Suggs	2002-03	.576
5. Donnie Davis	1992-95	.564
6. Tommy Luginbill	1994	.557
7. Jim Bob Taylor	1981-82	.551
8. Jim Stevens	1972-73	.550
9. Jimmy Southard	1947-49	.547
10. Darrell Crawford	1949-51	.536
Shawn Jones	1989-92	.536

**PASSING EFFICIENCY**

**CAREER [MINIMUM 100 ATTEMPTS]**

PLAYER	YEARS	EFF
1. Joe Hamilton	1996-99	148.2
2. George Godsey	1998-01	143.6
3. Tevin Washington	2009-12	142.8
4. Justin Thomas	2013-16	141.8
5. Toppo Vann	1953-56	134.6
6. Vad Lee	2012-13	132.9
7. Jimmy Southard	1947-49	129.2
8. Shawn Jones	1989-92	125.6
9. John Dewberry	1983-85	125.5
10. TaQuon Marshall	2015-18	122.9

1998	Joe Hamilton	2,166
1999	Joe Hamilton	3,060
2000	George Godsey	2,906
2001	George Godsey	3,085
2002	A.J. Suggs	2,242
2003	Reggie Ball	1,996
2004	Reggie Ball	2,147
2005	Reggie Ball	2,165
2006	Reggie Ball	1,820
2007	Taylor Bennett	2,136
2008	Joshua Nesbitt	808
2009	Joshua Nesbitt	1,701
2010	Joshua Nesbitt	674
2011	Tevin Washington	1,652
2012	Tevin Washington	1,222
2013	Vad Lee	1,561
2014	Justin Thomas	1,719
2015	Justin Thomas	1,345
2016	Justin Thomas	1,559
2017	TaQuon Marshall	927
2018	TaQuon Marshall	900
2019	James Graham	1,164
<b>2020</b>	<b>Jeff Sims</b>	<b>1,881</b>
<b>2021</b>	<b>Jeff Sims</b>	<b>1,468</b>

**SEASON [MINIMUM 50 COMPLETIONS]**

PLAYER	YEAR	PCT
1. Joe Hamilton	1999	.666
2. George Godsey	2001	.648
3. Joe Hamilton	1997	.646
4. George Godsey	2000	.636
5. John Dewberry	1984	.612
<b>6. Jeff Sims</b>	<b>2021</b>	<b>.601</b>
7. Pepper Rodgers	1953	.600
8. Kim King	1965	.586
9. Jim Bob Taylor	1982	.582
10. Shawn Jones	1990	.580

**SEASON [MINIMUM 50 ATTEMPTS]**

PLAYER	YEAR	EFF
1. Joe Hamilton	1999	175.0
2. Justin Thomas	2016	157.0
3. Tevin Washington	2011	155.4
4. Justin Thomas	2014	153.9
5. George Godsey	2000	151.9
6. Vad Lee	2012	150.5
7. Joshua Nesbitt	2009	148.7
8. Tevin Washington	2012	147.4
9. Joe Hamilton	1997	146.6
10. John Dewberry	1984	144.4

2001	George Godsey	3,085
2002	A.J. Suggs	2,242
2003	Reggie Ball	1,996
2004	Reggie Ball	2,147
2005	Reggie Ball	2,165
2006	Reggie Ball	1,820
2007	Taylor Bennett	2,136
2008	Joshua Nesbitt	808
2009	Joshua Nesbitt	1,701
2010	Joshua Nesbitt	674
2011	Tevin Washington	1,652
2012	Tevin Washington	1,222
2013	Vad Lee	1,561
2014	Justin Thomas	1,719
2015	Justin Thomas	1,345
2016	Justin Thomas	1,559
2017	TaQuon Marshall	927
2018	TaQuon Marshall	900
2019	James Graham	1,164
<b>2020</b>	<b>Jeff Sims</b>	<b>1,881</b>
<b>2021</b>	<b>Jeff Sims</b>	<b>1,468</b>

**TOUCHDOWN PASSES**

**CAREER**

PLAYER	YEARS	TD
1. Joe Hamilton	1996-99	65
2. Reggie Ball	2003-06	57
3. Shawn Jones	1989-92	51
4. George Godsey	1998-01	41
5. Justin Thomas	2013-16	40
6. Eddie McAshan	1970-72	32
7. John Dewberry	1983-85	27
<b>8. Jeff Sims</b>	<b>2020-pres. 25</b>	<b>25</b>
9. Mike Kelley	1978-81	23
10. Donnie Davis	1992-95	22

**YEAR-BY-YEAR LEADERS**

**PASSING YARDS**

YEAR	PLAYER	YDS
1950	Darrell Crawford	546
1951	Darrell Crawford	1,237
1952	Bill Brigman	794
1953	Pepper Rodgers	643
1954	Bill Brigman	573
1955	Toppo Vann	270
1956	Toppo Vann	446
1957	Fred Braselton	486
1958	Fred Braselton	319
1959	Fred Braselton	368
1960	Stan Gann	523
1961	Stan Gann	450
1962	Billy Lothridge	1,006
1963	Billy Lothridge	1,017
1964	Jerry Priestley	441
1965	Kim King	1,331
1966	Kim King	690
1967	Kim King	742
1968	Larry Good	1,337
1969	Jack Williams	358
1970	Eddie McAshan	1,138
1971	Eddie McAshan	1,186

2011	Tevin Washington	1,652
2012	Tevin Washington	1,222
2013	Vad Lee	1,561
2014	Justin Thomas	1,719
2015	Justin Thomas	1,345
2016	Justin Thomas	1,559
2017	TaQuon Marshall	927
2018	TaQuon Marshall	900
2019	James Graham	1,164
<b>2020</b>	<b>Jeff Sims</b>	<b>1,881</b>
<b>2021</b>	<b>Jeff Sims</b>	<b>1,468</b>

## RECEIVING



Calvin Johnson

## RECEIPTS

## CAREER

PLAYER	YEARS	REC
1. Kelly Campbell	1998-01	195
2. Calvin Johnson	2004-06	178
3. Jonathan Smith	2000-03	174
4. Kerry Watkins	1999-02	171
5. Harvey Middleton	1994-97	165
6. Will Glover	1999-02	122
7. Jerry Mays	1985-89	115
Bobby Rodriguez	1989-92	115
9. Robert Lavette	1981-84	114
10. *Demaryius Thomas	2007-09	113
11. John Sias	1966-68	110
12. Jimmy Robinson	1972-74	101
13. Derrick Steagall	1993-97	99
14. Greg Lester	1987-91	93
15. Nate Curry	2000-04	92
16. Dez White	1997-99	90
17. Ken Whisenhunt	1980-84	82
18. James Johnson	2005-07	78
19. Emmett Merchant	1988-91	77
<b>20. Malachi Carter</b>	<b>2018-pres.</b>	<b>76</b>

## SEASON

PLAYER	YEAR	REC
1. Jonathan Smith	2003	78
2. Calvin Johnson	2006	76
3. Kerry Watkins	2002	71
4. Kelly Campbell	1999	69
5. Harvey Middleton	1996	64
6. John Sias	1968	61
7. Kelly Campbell	2000	59
8. Kelly Campbell	2001	56
9. Calvin Johnson	2005	54
10. Jonathan Smith	2001	53

## RECEIVING YARDS

## CAREER

PLAYER	YEARS	YDS
1. Calvin Johnson	2004-06	2,927
2. Kelly Campbell	1998-2001	2,907
3. Kerry Watkins	1999-2002	2,680
4. Harvey Middleton	1994-96	2,291
5. Jonathan Smith	2000-03	2,238
6. *Demaryius Thomas	2007-09	2,135

7. Dez White	1997-99	1,833
8. John Sias	1966-68	1,727
9. Bobby Rodriguez	1989-92	1,681
10. Derrick Steagall	1993-97	1,639
11. Jimmy Robinson	1972-74	1,633
Greg Lester	1987-91	1,633
13. Ricky Jeune	2014-17	1,492
14. Will Glover	1999-2002	1,316
15. Gary Lee	1983-86	1,299
16. Ken Whisenhunt	1980-84	1,264
17. Stephen Hill	2009-11	1,248
18. James Johnson	2005-07	1,240
19. Nate Curry	2000-04	1,185
20. Emmett Merchant	1988-91	1,125

## SEASON

PLAYER	YEAR	YDS
1. Calvin Johnson	2006	1,202
2. Jonathan Smith	2003	1,138
3. Kelly Campbell	1999	1,105
4. Kerry Watkins	2002	1,050
5. Dez White	1998	973
6. Kelly Campbell	2000	963
7. *Demaryius Thomas	2009	950
8. John Sias	1968	902
9. Calvin Johnson	2005	888
10. Dez White	1999	860

## YARDS PER RECEPTION

## CAREER [MINIMUM 50 RECEPTIONS]

PLAYER	YEARS	AVG
1. Dez White	1997-99	20.4
2. Ricky Jeune	2014-17	20.2
3. Gary Lee	1983-86	19.4
4. Drew Hill	1975-78	19.3
5. Jason McGill	1990-92	19.2
6. *Demaryius Thomas	2007-09	18.9
DeAndre Smelter	2013-14	18.9
8. Greg Lester	1987-91	17.6
9. Derrick Steagall	1993-97	16.6
10. Calvin Johnson	2004-06	16.4

## SEASON [MINIMUM 25 RECEPTIONS]

PLAYER	YEAR	AVG
1. Stephen Hill	2011	29.3
2. *Demaryius Thomas	2009	25.1
3. Gary Lee	1985	22.2
4. Dez White	1998	21.2
5. Kris Kentera	1979	21.0
6. DeAndre Smelter	2014	20.4
7. Drew Hill	1978	19.6
8. Derrick Steagall	1997	19.5
Dez White	1999	19.5
10. Greg Lester	1991	19.3

## TOUCHDOWN RECEPTIONS

## CAREER

PLAYER	YEARS	TD
1. Calvin Johnson	2004-06	28
2. Kelly Campbell	1998-2001	24
3. Kerry Watkins	1999-2002	22
4. Buck Martin	1950-52	14
Gary Lee	1983-86	14
Dez White	1997-99	14
7. Jimmy Robinson	1972-74	13
Greg Lester	1987-91	13
Harvey Middleton	1994-97	13
*Demaryius Thomas	2007-09	13

## SEASON

PLAYER	YEAR	TD
1. Calvin Johnson	2006	15
2. Kelly Campbell	1999	10
Kelly Campbell	2000	10
4. Jimmy Robinson	1972	9
Dez White	1998	9
6. Buck Martin	1951	8
7. Craig Baynham	1965	7
Harvey Middleton	1997	7
Calvin Johnson	2004	7
DeAndre Smelter	2014	7
Ahmarean Brown	2019	7
Kyric McGowan	2021	7

## 100-YARD GAMES

## CAREER

PLAYER	YEARS	G
1. Calvin Johnson	2004-06	13
2. Harvey Middleton	1994-96	10
Kelly Campbell	1998-2001	10
4. Dez White	1997-99	8
5. John Sias	1966-68	7
Jonathan Smith	2000-03	7
7. Demaryius Thomas	2007-09	6
8. Derrick Steagall	1993-97	5
Kerry Watkins	1999-2002	5
10. Jimmy Robinson	1972-74	4
DeAndre Smelter	2013-14	4

## SEASON

PLAYER	YEAR	G
1. Calvin Johnson	2006	7
2. Jonathan Smith	2003	6
Harvey Middleton	1997	6
4. John Sias	1968	5
5. Dez White	1998	4
Dez White	1999	4
Kelly Campbell	1999	4
DeAndre Smelter	2014	4





**CONSECUTIVE GAMES WITH RECEPTION CAREER**

PLAYER	YEARS	G
1. Harvey Middleton	1994-97	40
2. Kelly Campbell	1999-01	32
3. Calvin Johnson	2004-06	30
4. Kerry Watkins	2000-02	29
*Demaryius Thomas	2008-09	29
6. Robert Lavette	1981-83	27
7. Jerry Mays	1986-89	24
Dez White	1997-99	24
9. John Sias	1967-68	20
Marlon Heggs	1979-80	20

**RECEPTIONS BY TWO PLAYERS COMBINED**

**GAME**  
 22 – William Glover (13)  
 Kerry Watkins (9) at Virginia, Nov. 10, 2001

**RECEIVING YARDS BY TWO PLAYERS COMBINED**

**GAME**  
 333 – William Glover (172),  
 Kerry Watkins (161)  
 at Virginia, Nov. 10, 2001

**YEAR-BY-YEAR LEADERS**

**RECEIVING YARDS**

YEAR	PLAYER	YDS
1950	John Weigle	368
1951	Buck Martin	566
1952	Buck Martin	398
1953	Sam Hensley	244
1954	Bill Sennett	296
1955	George Volkert	171
1956	Stan Flowers	141
1957	Jerome Green	86
1958	Fred Murphy	143
1959	Fred Murphy	145
1960	Chick Graning	158
1961	Billy Martin	233
1962	Billy Martin	323
1963	Billy Martin	221
1964	Johnny Gresham	290
1965	Craig Baynham	368
1966	Steve Almond	265
1967	John Sias	671
1968	John Sias	902
1969	Herman Lam	273
1970	Larry Studdard	355
1971	Mike Oven	361
1972	Jimmy Robinson	812
1973	Jimmy Robinson	597
1974	Jimmy Robinson	224
1975	Steve Raible	277
1976	John Steele	233
1977	Drew Hill	102
1978	Drew Hill	708
1979	Kris Kentera	526
1980	Marlon Heggs	483
1981	Robert Lavette	307
1982	Robert Lavette	286
1983	Ken Whisenhunt	244
1984	Ken Whisenhunt	517

1985	Gary Lee	645
1986	Gary Lee	386
1987	Greg Lester	593
1988	Jerry Mays	338
1989	Bobby Rodriguez	296
1990	Bobby Rodriguez	493
1991	Greg Lester	676
1992	Bobby Rodriguez	621
1993	Omar Cassidy	395
1994	Charlie Simmons	587
1995	Harvey Middleton	444
1996	Harvey Middleton	804
1997	Harvey Middleton	839
1998	Dez White	973
1999	Kelly Campbell	1,105
2000	Kelly Campbell	963
2001	Kelly Campbell	708
2002	Kerry Watkins	1,050
2003	Jonathan Smith	1,138
2004	Calvin Johnson	837
2005	Calvin Johnson	888
2006	Calvin Johnson	1,202
2007	Greg Smith	588
2008	Demaryius Thomas	627
2009	Demaryius Thomas	1,154
2010	Stephen Hill	291
2011	Stephen Hill	820
2012	Orwin Smith	288
2013	Robert Godhigh	471
2014	DeAndre Smelter	715
2015	Ricky Jeune	520
2016	Clinton Lynch	490
2017	Ricky Jeune	545
2018	Brad Stewart	268
2019	Ahmarean Brown	396
2020	Jalen Camp	439
<b>2021</b>	<b>Malachi Carter</b>	<b>489</b>

\* - Per NCAA sanctions, Demaryius Thomas' statistics from the final three games of the 2009 season are not included in these records (7 receptions, 204 yards, 2 touchdowns)

**TOTAL OFFENSE**

**TOTAL YARDS**

**CAREER**

PLAYER	YEARS	YDS
1. Joe Hamilton	1996-99	10,640 (1,758 rush, 8,882 pass)
2. Reggie Ball	2003-06	9,579 (1,451 rush, 8,128 pass)
3. Shawn Jones	1989-92	9,296 (855 rush, 8,441 pass)
4. Justin Thomas	2013-16	7,166 (2,412 rush, 4,754 pass)
5. George Godsey	1998-01	6,125 (-12 rush, 6,137 pass)
6. Joshua Nesbitt	2007-10	6,082 (2,806 rush, 3,276 pass)
7. Tevin Washington	2009-12	5,537 (2,225 rush, 3,312 pass)
8. Mike Kelley	1978-81	5,198 (-51 rush, 5,249 pass)
9. John Dewberry	1983-85	4,823 (630 rush, 4,193 pass)
10. Eddie McAshan	1970-72	4,262 (182 rush, 4,080 pass)
<b>11. Jeff Sims</b>	<b>2020-pres.</b>	<b>4,213</b> <b>(864 rush, 3,349 pass)</b>
12. Robert Lavette	1981-84	4,093 (4,066 rush, 27 pass)
13. TaQuon Marshall	2015-18	4,025 (2,189 rush, 1,836 pass)
14. Donnie Davis	1992-95	4,010 (749 rush, 3,261 pass)
15. Jerry Mays	1985-89	3,757 (3,699 rush, 58 pass)
16. Eddie Lee Ivery	1975-78	3,570 (3,517 rush, 53 pass)
17. Tashard Choice	2005-07	3,382 (3,365 rush, 17 pass)
18. P.J. Daniels	2002-05	3,359 (3,346 rush, 13 pass)
19. Kim King	1965-67	3,269 (506 rush, 2,763 pass)
20. Jonathan Dwyer	2007-09	3,226 (3,226 rush, 0 pass)

**SEASON**

PLAYER	YEAR	YDS
1. Joe Hamilton	1999	3,794 (734 rush, 3,060 pass)
2. George Godsey	2000	3,094 (11 rush, 3,083 pass)
3. George Godsey	2001	3,040 (-45 rush, 3,085 pass)
4. Justin Thomas	2014	2,805 (1,086 rush, 1,719 pass)
5. Joe Hamilton	1997	2,792 (478 rush, 2,314 pass)
6. Joshua Nesbitt	2009	2,738 (1,037 rush, 1,701 pass)
7. Shawn Jones	1991	2,649 (361 rush, 2,288 pass)
8. Tevin Washington	2011	2,638 (987 rush, 1,652 pass)
9. Reggie Ball	2005	2,546 (381 rush, 2,165 pass)
10. Reggie Ball	2004	2,479 (332 rush, 2,147 pass)

## YEAR-BY-YEAR LEADERS

## TOTAL OFFENSE

YEAR	PLAYER	YDS
1950	Bobby North	663
1951	Darrell Crawford	1,194
1952	Bill Teas	788
1953	Pepper Rodgers	650
1954	Bill Brigman	520
1955	George Volkert	653
1956	Toppy Vann	543
1957	Fred Braselton	517
1958	Floyd Faucette	473
1959	Fred Braselton	396
1960	Stan Gann	679
1961	Stan Gann	577
1962	Billy Lothridge	1,484
1963	Billy Lothridge	1,240
1964	Jerry Priestley	505
1965	Kim King	1,676
1966	Larry Good	852
1967	Kim King	806
1968	Larry Good	1,356
1969	Brent Cunningham	459
1970	Eddie McAshan	1,209
1971	Eddie McAshan	1,290
1972	Eddie McAshan	1,763
1973	Jim Stevens	1,480
1974	David Sims	881
1975	Danny Myers	704
1976	David Sims	867
1977	Eddie Lee Ivery	905
1978	Eddie Lee Ivery	1,589
1979	Mike Kelley	2,107
1980	Mike Kelley	809
1981	Mike Kelley	791
1982	Jim Bob Taylor	1,831
1983	John Dewberry	1,013
1984	John Dewberry	2,175
1985	John Dewberry	1,635
1986	Rick Strom	1,144
1987	Rick Strom	1,093
1988	Todd Rampley	1,479
1989	Shawn Jones	2,078
1990	Shawn Jones	2,285
1991	Shawn Jones	2,649
1992	Shawn Jones	2,284
1993	Donnie Davis	2,067
1994	Tommy Luginbill	2,040
1995	Donnie Davis	1,852
1996	Joe Hamilton	1,590
1997	Joe Hamilton	2,792
1998	Joe Hamilton	2,464
1999	Joe Hamilton	3,794
2000	George Godsey	2,945
2001	George Godsey	3,040
2002	A. J. Suggs	2,263
2003	Reggie Ball	2,380
2004	Reggie Ball	2,479
2005	Reggie Ball	2,546
2006	Reggie Ball	2,174
2007	Taylor Bennett	2,123
2008	Joshua Nesbitt	1,501
2009	Joshua Nesbitt	2,738
2010	Joshua Nesbitt	1,411
2011	Tevin Washington	2,638

2012	Tevin Washington	1,906
2013	Vad Lee	2,074
2014	Justin Thomas	2,805
2015	Justin Thomas	1,833
2016	Justin Thomas	2,613
2017	TaQuon Marshall	2,073
2018	TaQuon Marshall	1,871
2019	James Graham	1,454
<b>2020</b>	<b>Jeff Sims</b>	<b>2,373</b>
<b>2021</b>	<b>Jeff Sims</b>	<b>1,840</b>

## ALL-PURPOSE

## ALL-PURPOSE YARDS

## CAREER

PLAYER	YEARS	YDS
1. Robert Lavette	1981-84	5,393
2. Jerry Mays	1985-89	4,743
3. Kelly Campbell	1998-2001	4,472
4. Eddie Lee Ivery	1975-78	4,324
5. Orwin Smith	2009-12	4,278
6. Jonathan Dwyer	2007-09	3,966
7. P.J. Daniels	2002-05	3,949
8. Drew Hill	1975-78	3,815
9. Charlie Rogers	1995-98	3,693
10. Tashard Choice	2005-07	3,646
11. Dez White	1997-99	3,601
12. Joe Burns	1998-2001	3,509
13. Kerry Watkins	1999-2002	3,343
14. Calvin Johnson	2004-06	2,967
15. Jonathan Smith	2000-03	2,931
16. Harvey Middleton	1994-97	2,879
17. C.J. Williams	1994-96	2,860
18. Joshua Nesbitt	2007-10	2,806
19. Billy Teas	1951-54	2,640
20. Jordan Mason	2018-21	2,551

## SEASON

PLAYER	YEAR	YDS
1. Eddie Lee Ivery	1978	1,879
2. Jahmyr Gibbs	2021	1,805
3. Kelly Campbell	2000	1,777
4. Jonathan Dwyer	2008	1,775
5. Dez White	1998	1,655
6. Jerry Mays	1989	1,624
7. Dez White	1999	1,616
8. Tashard Choice	2006	1,571
9. Robert Lavette	1982	1,570
Kerry Watkins	2002	1,570

## YEAR-BY-YEAR LEADERS

## ALL-PURPOSE YARDS

YEAR	PLAYER	YDS
1948	Bob McCoy	530
1949	Bobby North	822
1950	Bobby North	706
1951	Leon Hardeman	851
1952	Billy Teas	1,195
1953	Billy Teas	1,061
1954	Jimmy Thompson	519
1955	George Volkert	877
1956	Ken Owen	773
1957	Lester Simmerville	584
1958	Floyd Faucette	659
1959	Taz Anderson	550
1960	Billy Williamson	798

1961	Billy Williamson	745
1962	Joe Auer	512
1963	Joe Auer	552
1964	Johnny Gresham	980
1965	Lenny Snow	901
1966	Lenny Snow	889
1967	John Sias	752
1968	John Sias	922
1969	Gene Spiotta	703
1970	Brent Cunningham	990
1971	Brent Cunningham	610
1972	Jimmy Robinson	828
1973	Jimmy Robinson	742
1974	David Sims	913
1975	Drew Hill	754
1976	Eddie Lee Ivery	844
1977	Eddie Lee Ivery	1,101
1978	Eddie Lee Ivery	1,879
1979	Marlon Heggs	813
1980	Marlon Heggs	691
1981	Robert Lavette	1,562
1982	Robert Lavette	1,570
1983	Robert Lavette	926
1984	Robert Lavette	1,335
1985	Gary Lee	975
1986	Jerry Mays	1,044
1987	Richard Hills	1,079
1988	Jerry Mays	1,280
1989	Jerry Mays	1,624
1990	William Bell	1,050
1991	Jim Lincoln	1,036
1992	Jason McGill	663
1993	Dorsey Lewens	1,163
1994	C.J. Williams	716
1995	C.J. Williams	1,331
1996	Charlie Rogers	1,477
1997	Harvey Middleton	1,031
1998	Dez White	1,655
1999	Dez White	1,616
2000	Kelly Campbell	1,682
2001	Joe Burns	1,457
2002	Kerry Watkins	1,570
2003	Jonathan Smith	1,569
2004	Levon Thomas	1,088
2005	P.J. Daniels	1,104
2006	Tashard Choice	1,571
2007	Tashard Choice	1,486
2008	Jonathan Dwyer	1,775
2009	Jonathan Dwyer	1,432
2010	Anthony Allen	1,404
2011	Orwin Smith	1,273
2012	Orwin Smith	1,237
2013	Robert Godhigh	1,215
2014	Justin Thomas	1,086
2015	Marcus Marshall	908
2016	Clinton Lynch	905
2017	TaQuon Marshall	1,146
2018	TaQuon Marshall	993
2019	Jordan Mason	944
2020	Jahmyr Gibbs	968
2021	Jahmyr Gibbs	1,805



**SCORING**

**POINTS SCORED**

**CAREER**

PLAYER	YEARS	PTS
1. Harrison Butker	2013-16	337
2. Luke Manget	1999-02	322
3. Travis Bell	2004-07	321
4. Scott Sisson	1989-92	299
5. Robert Lavette	1981-84	276
6. Scott Blair	2007-10	239
7. Tevin Washington	2009-12	228
8. Jonathan Dwyer	2007-09	218
9. Joshua Nesbitt	2007-10	212
10. Joe Burns	1998-01	206
11. Billy Lothridge	1961-63	204
12. TaQuon Marshall	2015-18	184
13. Calvin Johnson	2004-06	174
14. David Bell	1983-86	172
15. Jerry Mays	1985-89	168
Tashard Choice	2005-07	168
17. Kelly Campbell	1998-01	162
18. Johnny Smith	1977-80	159
19. Eddie Lee Ivery	1975-78	158
Brad Chambers	1995-98	158

**SEASON**

PLAYER	YEAR	PTS
1. Tevin Washington	2012	120
2. Robert Lavette	1982	114
3. Joshua Nesbitt	2009	108
4. Travis Bell	2007	106
5. TaQuon Marshall	2017	104
6. Harrison Butker	2014	98
7. Luke Manget	2001	97
8. Joe Burns	2001	92
9. Harrison Butker	2016	91
10. Calvin Johnson	2006	90

**TOTAL TOUCHDOWNS**

**CAREER**

PLAYER	YEARS	TD
1. Robert Lavette	1981-84	46
2. Tevin Washington	2009-12	38
3. Jonathan Dwyer	2007-09	36
4. Joshua Nesbitt	2007-10	35
5. Joe Burns	1998-01	34
6. TaQuon Marshall	2015-18	30
7. Calvin Johnson	2004-06	29
8. Jerry Mays	1985-89	28
Tashard Choice	2005-07	28
10. Kelly Campbell	1998-01	27

**SEASON**

PLAYER	YEAR	TD
1. Tevin Washington	2012	20
2. Robert Lavette	1982	19
3. Joshua Nesbitt	2009	18
4. TaQuon Marshall	2017	17
5. Joe Burns	2001	15
Calvin Johnson	2006	15
7. Robert Lavette	1984	14
Jonathan Dwyer	2009	14
Tevin Washington	2011	14
10. C.J. Williams	1995	13
Sean Gregory	1999	13

Joe Burns	2000	13
Jonathan Dwyer	2008	13
Dedrick Mills	2016	13

**TOUCHDOWN RESPONSIBILITY**

**CAREER**

PLAYER	YEARS	TD
1. Joe Hamilton	1996-99	83
2. Shawn Jones	1989-92	70
3. Reggie Ball	2003-06	68
4. Justin Thomas	2013-16	62
5. Tevin Washington	2009-12	59
6. Joshua Nesbitt	2007-10	55
7. George Godsey	1998-01	47
8. Robert Lavette	1981-84	46
9. TaQuon Marshall	2015-18	45
10. Jonathan Dwyer	2007-09	37

**SEASON**

PLAYER	YEAR	TD
1. Joe Hamilton	1999	35
2. Joshua Nesbitt	2009	28
Tevin Washington	2012	28
4. TaQuon Marshall	2017	27
5. Justin Thomas	2014	26
6. George Godsey	2000	25
Tevin Washington	2011	25
8. George Godsey	2001	22
Reggie Ball	2006	22
10. Joe Hamilton	1998	21

**YEAR-BY-YEAR LEADERS**

**SCORING**

**YEAR PLAYER TD FG PTS**

1950	John Weigle	5	0	30
1951	Buck Martin	9	0	54
1952	Pepper Rodgers	13	5	60
1953	Pepper Rodgers	4	1	40
1954	Jimmy Thompson	4	0	24
	Henry Hair	4	0	24
1955	Tippy Vann	6	0	37
1956	Tippy Vann	5	0	39
1957	Fred Braselton	2	0	15
1958	Tommy Wells	0	4	19
1959	Tommy Wells	0	2	21
1960	Tommy Wells	0	8	34
1961	Billy Lothridge	3	4	46
1962	Billy Lothridge	9	5	89
1963	Billy Lothridge	3	12	69
1964	Johnny Gresham	4	0	24
1965	Burky Henry	0	5	42
1966	Lenny Snow	12	0	72
1967	Tom Carmichael	0	7	33
1968	Kenny Bounds	4	0	28
1969	Jack Moore	0	3	21
1970	B. Cunningham	7	0	42
1971	Tommy Lang	5	0	32
1972	Jimmy Robinson	9	0	56
1973	Cam Bonifay	0	12	54
1974	Danny Smith	0	6	45
1975	Danny Myers	7	0	42
1976	David Sims	9	0	54
1977	Eddie Lee Ivery	8	0	48
1978	Eddie Lee Ivery	11	0	68
1979	Johnny Smith	0	7	38

1980	Johnny Smith	0	5	22
1981	Robert Lavette	7	0	42
1982	Robert Lavette	19	0	114
1983	Ron Rice	0	9	52
1984	Robert Lavette	14	0	84
1985	Gary Lee	7	0	42
1986	David Bell	0	11	64
1987	Thomas Palmer	0	7	41
1988	Thomas Palmer	0	15	64
1989	Scott Sisson	0	15	75
1990	Scott Sisson	0	15	84
1991	Scott Sisson	0	11	63
1992	Scott Sisson	0	19	77
1993	Tyler Jarrett	0	9	54
	Dorsey Levens	9	0	54
1994	Chris Leone	0	9	44
1995	C.J. Williams	13	0	78
1996	C.J. Williams	9	0	54
1997	Dave Frakes	0	12	61
1998	Brad Chambers	0	12	82
1999	Luke Manget	0	11	86
2000	Joe Burns	13	0	78
2001	Luke Manget	0	19	97
2002	Tony Hollings	11	0	66
2003	Dan Burnett	0	17	79
2004	Travis Bell	0	15	76
2005	Travis Bell	0	11	60
2006	Calvin Johnson	15	0	90
2007	Travis Bell	0	23	106
2008	Jonathan Dwyer	13	0	80
2009	Joshua Nesbitt	18	0	108
2010	Scott Blair	0	15	82
2011	Justin Moore	0	11	89
2012	Tevin Washington	20	0	120
2013	Harrison Butker	0	10	83
2014	Harrison Butker	0	11	98
2015	Harrison Butker	0	7	65
2016	Harrison Butker	0	15	91
2017	TaQuon Marshall	17	0	104
2018	TaQuon Marshall	12	0	72
2019	Jordan Mason	7	0	42
	Ahmarean Brown	7	0	42
2020	Jahmyr Gibbs	7	0	42
2021	Brent Cimaglia	0	11	64

**RUSHING & PASSING TD IN SAME GAME**

**CAREER**

PLAYER	YEARS	G
1. Joe Hamilton	1996-99	12
2. Joshua Nesbitt	2007-10	11
3. Justin Thomas	2013-16	10
4. Tevin Washington	2009-12	8
Vad Lee	2012-13	8
TaQuon Marshall	2015-18	8
7. Jeff Sims	2020-pres.	7
8. Shawn Jones	1989-92	6
Donnie Davis	1992-95	6
Reggie Ball	2003-06	6

**SEASON**

PLAYER	YEAR	G
1. Joshua Nesbitt	2009	6
2. Joe Hamilton	1999	5
Tevin Washington	2012	5
Vad Lee	2013	5

TaQuon Marshall	2017	5
<b>Jeff Sims</b>	<b>2020</b>	<b>5</b>
6. Justin Thomas	2014	4
Justin Thomas	2015	4
8. John Dewberry	1984	3
Shawn Jones	1992	3
Donnie Davis	1993	3
Donnie Davis	1995	3
Joe Hamilton	1997	3
George Godsey	2001	3
Reggie Ball	2005	3
Joshua Nesbitt	2010	3
Vad Lee	2012	3
TaQuon Marshall	2018	3
18. Billy Lothridge	1962	2
Kim King	1965	2
Shawn Jones	1990	2
Joe Hamilton	1996	2
Joe Hamilton	1998	2
George Godsey	2000	2
Reggie Ball	2003	2
Jaybo Shaw	2008	2
Joshua Nesbitt	2008	2
Tevin Washington	2011	2
Justin Thomas	2016	2

**RUSHING & RECEIVING TD IN SAME GAME CAREER**

PLAYER	YEARS	G
1. Jerry Mays	1985-89	5
2. Kelly Campbell	1998-01	4
3. Jahmyr Gibbs	2020-21	3
4. Brent Cunningham	1969-71	2
William Bell	1989-93	2
C.J. Williams	1994-95	2

**SEASON**

PLAYER	YEAR	G
1. Jerry Mays	1989	4
2. Brent Cunningham	1970	2
Kelly Campbell	2000	2
Jahmyr Gibbs	2020	2

**POINTS (BY KICKING)**

PLAYER	YEARS	PTS
1. Harrison Butker	2013-16	337
2. Luke Manget	1999-02	322
3. Travis Bell	2004-07	321
4. Scott Sisson	1989-92	299
5. Scott Blair	2007-10	239
6. David Bell	1983-86	172
7. Johnny Smith	1977-80	159
8. Brad Chambers	1995-98	158
9. Ron Rice	1980-83	150
10. Thomas Palmer	1985-88	138
11. Dave Frakes	1994-97	127
12. Billy Lothridge	1961-63	114
13. Bunky Henry	1964-66	103
14. Justin Moore	2010-12	97
15. Cam Bonifay	1971-73	93
16. Pepper Rodgers	1951-53	92
Danny Smith	1974-76	92
18. Dan Burnett	2000-03	87
19. Tommy Wells	1958-60	74
20. Wesley Wells	2018-19	72

**SEASON**

PLAYER	YEAR	PTS
1. Travis Bell	2007	106
2. Harrison Butker	2014	98
3. Luke Manget	2001	97
4. Harrison Butker	2016	91
5. Justin Moore	2011	89
6. Scott Blair	2009	87
7. Luke Manget	1999	86
8. Scott Sisson	1990	84
9. Harrison Butker	2013	83
10. Brad Chambers	1998	82
Scott Blair	2010	82

**FIELD GOAL PERCENTAGE****CAREER** (MINIMUM 20 FG ATTEMPTS)

PLAYER	YEARS	PCT
1. Scott Blair	2007-10	.732 (41-56)
2. Travis Bell	2004-07	.726 (61-84)
3. Harrison Butker	2013-16	.717 (43-60)
4. Luke Manget	1999-02	.701 (54-77)
5. David Bell	1983-86	.695 (32-46)
6. Scott Sisson	1989-92	.681 (60-88)
7. Dan Burnett	2000-03	.680 (17-25)
8. Cam Bonifay	1971-73	.676 (25-37)
9. Brad Chambers	1995-98	.675 (27-40)
10. Billy Lothridge	1961-63	.636 (21-33)

**SEASON** (MINIMUM 10 FG ATTEMPTS)

PLAYER	YEAR	PCT
1. Travis Bell	2004	.882 (15-17)
Scott Blair	2010	.882 (15-17)
Harrison Butker	2016	.882 (15-17)
4. David Bell	1984	.867 (13-15)
5. Travis Bell	2007	.821 (23-28)
6. Dan Burnett	2003	.810 (17-21)

7. Cam Bonifay	1973	.800 (12-15)
8. Scott Sisson	1992	.791 (19-24)
9. Thomas Palmer	1988	.750 (15-20)
Dave Frakes	1997	.750 (12-16)
Luke Manget	2000	.750 (12-16)

**FIELD GOALS MADE****CAREER**

PLAYER	YEARS	F&G
1. Travis Bell	2004-07	61
2. Scott Sisson	1989-92	60
3. Luke Manget	1999-02	54
4. Harrison Butker	2013-16	43
5. Scott Blair	2007-10	41
6. David Bell	1983-86	32
7. Ron Rice	1980-83	29
8. Johnny Smith	1977-80	28
Thomas Palmer	1985-88	28
10. Brad Chambers	1995-98	27

**SEASON**

PLAYER	YEAR	F&G
1. Travis Bell	2007	23
2. Scott Sisson	1992	19
Luke Manget	2001	19
4. Dan Burnett	2003	17
5. Thomas Palmer	1988	15
Scott Sisson	1989	15
Scott Sisson	1990	15
Travis Bell	2004	15
Scott Blair	2010	15
Harrison Butker	2016	15

**GAME-WINNING FIELD GOALS**

WINNING TEAM	LOSING TEAM	DATE	GAME-WINNER
Georgia Tech 16	Florida State 13	9/12/2020	Jude Kelley 32 FG, 1:50 left
Georgia Tech 30	Virginia 27	11/17/2018	Wesley Wells 40 FG, final play
Georgia Tech 27	Virginia Tech 24	9/20/2014	Harrison Butker 24 FG, final play
Georgia Tech 27	North Carolina 25	11/17/2007	Travis Bell 27 FG, 0:15 left
Georgia Tech 51	Georgia 48 (ot)	11/27/1999	Luke Manget 38 FG, 1st OT
Georgia Tech 21	Georgia 19	11/28/1998	Brad Chambers 35 FG, 0:02 left
Georgia Tech 23	Clemson 20	9/27/1997	Brad Chambers 20 FG, 1:54 left
Georgia Tech 16	NC State 13	10/3/1992	Scott Sisson 29 FG, final play
Georgia Tech 19	Furman 17	11/9/1991	Scott Sisson 37 FG, 0:21 left
Georgia Tech 24	Virginia 21	9/19/1991	Scott Sisson 33 FG, final play
Georgia Tech 6	Virginia Tech 3	11/10/1990	Scott Sisson 38 FG, 0:08 left
Georgia Tech 41	Virginia 38	11/3/1990	Scott Sisson 37 FG, 0:07 left
Georgia Tech 13	North Carolina 13	10/20/1990	Scott Sisson 27 FG, 1:01 left
Georgia Tech 13	Boston College 12	11/25/1989	Scott Sisson 35 FG, 0:42 left
Georgia Tech 6	South Carolina 3	10/7/1978	Johnny Smith 34 FG, 0:57 left
Georgia Tech 17	Baylor 14	1/1/1952	Pepper Rodgers 22 FG, 2:56 left
Georgia Tech 17	Florida 14	9/7/1952	Pepper Rodgers 17 FG, 0:06 left

**FIELD GOALS TO FORCE OVERTIME**

WINNING TEAM	LOSING TEAM	DATE	PLAY
Georgia Tech 30	Georgia 24 (ot)	11/29/2014	Harrison Butker 53 FG, final play
Clemson 47	Georgia Tech 44 (ot)	9/29/2001	Luke Manget 20 FG, 0:06 left
Georgia Tech 31	North Carolina 24 (ot)	10/9/2009	Luke Manget 36 FG, 0:05 left
The Citadel 27	Georgia Tech 24 (ot)	9/14/2019	Brenton King 34 FG, final play





**PATs MADE**

**CAREER**

PLAYER	YEARS	XPM
1. Harrison Butker	2013-16	210
2. Luke Manget	1999-2002	160
3. Travis Bell	2004-07	138
4. Scott Sisson	1989-92	119
5. Scott Blair	2007-10	116
6. Brad Chambers	1995-98	77
7. David Bell	1983-86	76
8. Johnny Smith	1977-80	75
9. Bunky Henry	1964-66	73
10. Pepper Rodgers	1951-53	68

**SEASON**

PLAYER	YEAR	XPM
1. Harrison Butker	2014	65
2. Justin Moore	2011	56
3. Luke Manget	1999	53
Harrison Butker	2013	53
Brad Chambers	1998	46
Harrison Butker	2016	46
7. Scott Blair	2009	45
8. Harrison Butker	2015	44
9. Travis Bell	2006	43
10. Luke Manget	2001	40

**YEAR-BY-YEAR LEADERS**

**KICK SCORING**

YEAR	PLAYER	PTS
1949	Bobby North	17
1950	Jim Patton	20
1951	Pepper Rodgers	22
	Glenn Turner	35
1952	Pepper Rodgers	54
1953	Pepper Rodgers	16
1954	Wade Mitchell	14
1955	Wade Mitchell	16
1956	Wade Mitchell	18
1957	Fred Braselton	3
	Cal James	3
	Urban Henry	3
1958	Tommy Wells	19
1959	Tommy Wells	21
1960	Tommy Wells	34
1961	Billy Lothridge	28
1962	Billy Lothridge	35
1963	Billy Lothridge	51
1964	Bunky Henry	14
1965	Bunky Henry	42
1966	Bunky Henry	47
1967	Tom Carmichael	33
1968	Johnny Duncan	22
1969	Jack Moore	21
1970	Jack Moore	34
1971	Cam Bonifay	27
1972	Bobby Thigpen	39
1973	Cam Bonifay	54
1974	Danny Smith	45
1975	Don Bessillieu	37
1976	Danny Smith	45
1977	Johnny Smith	46
1978	Johnny Smith	53
1979	Johnny Smith	38
1980	Johnny Smith	22

1981	Ron Rice	28
1982	Ron Rice	61
1983	Ron Rice	52
1984	David Bell	72
1985	David Bell	36
1986	David Bell	64
1987	Thomas Palmer	41
1988	Thomas Palmer	64
1989	Scott Sisson	77
1990	Scott Sisson	84
1991	Scott Sisson	67
1992	Scott Sisson	73
1993	Tyler Jarrett	54
1994	Chris Leone	44
1995	Dave Frakes	46
1996	Brad Chambers	49
1997	Dave Frakes	61
1998	Brad Chambers	82
1999	Luke Manget	86
2000	Luke Manget	74
2001	Luke Manget	97
2002	Luke Manget	65
2003	Dan Burnett	79
2004	Travis Bell	76
2005	Travis Bell	60
2006	Travis Bell	79
2007	Travis Bell	106
2008	Scott Blair	69
2009	Scott Blair	87
2010	Scott Blair	82
2011	Justin Moore	89
2012	David Scully	49
2013	Harrison Butker	83
2014	Harrison Butker	98
2015	Harrison Butker	65
2016	Harrison Butker	91
2017	Brenton King	30
2018	Wesley Wells	66
2019	Brenton King	26
2020	Gavin Stewart	28
2021	Brent Cimaglia	64

**PUNTING**

**PUNTS**

**CAREER**

PLAYER	YEARS	P	
1. Jeff Pierce	1978-81	252	
2. Pressley Harvin III	2017-20	210	
3. Jason Bender	1991-94	204	
4. Tommy Chapman	1967-69	195	
5. Rodney Williams	1995-98	178	
6. Sean McDevitt	1986-88	176	
7. Ben Arndt	2004-05	160	
8. Billy Lothridge	1961-63	150	
9. Durant Brooks	2006-07	144	
10. Sean Poole	2010-13	141	
	Dick Bowley	1971-73	141

**SEASON**

PLAYER	YEAR	P
1. Jeff Pierce	1980	88
2. Ben Arndt	2005	87
3. Pressley Harvin III	2019	80
4. Durant Brooks	2006	79
5. Chip Pallman	1970	77

6. Jeff Pierce	1981	75
7. Ben Arndt	2004	73
8. Tommy Chapman	1967	72
9. Mike Snow	1985	71
10. Dave Davis	1951	66

**PUNT YARDS**

**CAREER**

PLAYER	YEARS	YDS
1. Jeff Pierce	1978-81	10,271
2. Pressley Harvin III	2017-20	9,396
3. Jason Bender	1991-94	8,348
4. Tommy Chapman	1967-69	7,516
5. Rodney Williams	1995-98	7,373
6. Sean McDevitt	1986-88	6,581
7. Durant Brooks	2006-07	6,525
8. Ben Arndt	2004-05	6,246
9. Sean Poole	2010-13	5,702
10. Billy Lothridge	1961-63	5,642

**SEASON**

PLAYER	YEAR	YDS
1. Jeff Pierce	1980	3,609
2. Durant Brooks	2006	3,596
3. Pressley Harvin III	2019	3,583
4. Ben Arndt	2005	3,433
5. Jeff Pierce	1981	3,207
6. Chip Pallman	1970	2,983
7. Durant Brooks	2007	2,929
8. Mike Snow	1985	2,827
9. Ben Arndt	2004	2,813
10. Tommy Chapman	1967	2,764

**PUNT AVERAGE**

**CAREER [MINIMUM 75 PUNTS]**

PLAYER	YEARS	AVG
1. Durant Brooks	2006-07	45.31
2. Pressley Harvin III	2017-20	44.74
3. Rodney Williams	1995-98	41.42
4. Dan Dyke	1999-02	41.37
5. Harper Brown	1975-76	41.10
6. Jason Bender	1991-94	40.92
7. Ryan Rodwell	2012-16	40.85
8. Jeff Pierce	1978-81	40.76
9. Sean Poole	2010-13	40.44
10. Ron Rice	1980-83	40.27

**SEASON [MINIMUM 25 PUNTS]**

PLAYER	YEAR	AVG
1. Pressley Harvin III	2020	48.00
2. Rodney Williams	1997	45.64
3. Durant Brooks	2006	45.52
4. Jason Bender	1994	45.51
5. Durant Brooks	2007	45.06
6. Pressley Harvin III	2019	44.80
7. Pressley Harvin III	2017	44.10
8. Dan Dyke	1999	43.80
9. Ryan Rodwell	2016	43.13
10. Jeff Pierce	1981	42.86

**YEAR-BY-YEAR LEADERS**

**PUNTING**

YEAR	PLAYER	AVG
1950	Bob Robinson	37.3
1951	Dave Davis	37.9
1952	Dave Davis	39.6

1953	Dave Davis	37.0
1954	Johnny Menger	36.8
1955	Johnny Menger	35.0
1956	Ken Owen	39.7
1957	Jerry Nabors	31.9
1958	Gerald Burch	37.8
1959	Gerald Burch	38.2
1960	Don Coker	35.5
1961	Billy Lothridge	33.1
1962	Billy Lothridge	38.9
1963	Billy Lothridge	41.0
1964	Jerry Priestley	37.0
1965	Jerry Priestley	39.8
1966	Charlie Mason	39.4
1967	Tommy Chapman	38.4
1968	Tommy Chapman	39.3
1969	Tommy Chapman	38.0
1970	Chip Pallman	38.7
1971	Dick Bowley	37.6
1972	Dick Bowley	37.3
1973	Dick Bowley	40.2
1974	Mike Johnson	38.0
1975	Harper Brown	41.1
1976	Harper Brown	41.1
1977	Ted Peeples	39.4
1978	Jeff Pierce	38.7
1979	Ted Peeples	38.3
1980	Jeff Pierce	41.0
1981	Jeff Pierce	42.8
1982	Ron Rice	42.6
1983	Ron Rice	38.7
1984	Mike Snow	39.8
1985	Mike Snow	39.8
1986	Sean McDevitt	36.9
1987	Sean McDevitt	39.5
1988	Sean McDevitt	35.7
1989	Scott Aldredge	39.6
1990	Scott Aldredge	36.6
1991	Jason Bender	39.6
1992	Jason Bender	38.4
1993	Jason Bender	39.9
1994	Jason Bender	45.5
1995	Rodney Williams	38.1
1996	Rodney Williams	38.4
1997	Rodney Williams	45.6
1998	Rodney Williams	42.5
1999	Dan Dyke	43.8
2000	Dan Dyke	41.8
2001	Chris Morehouse	41.4
2002	Chris Morehouse	42.3
2003	Andy Thomson	39.8
2004	Ben Arndt	38.5
2005	Ben Arndt	39.5
2006	Durant Brooks	45.5
2007	Durant Brooks	45.1
2008	Scott Blair	38.9
2009	Chandler Anderson	42.3
2010	Sean Poole	39.3
2011	Sean Poole	39.7
2012	Sean Poole	39.7
2013	Sean Poole	42.3
2014	Ryan Rodwell	40.2
2015	Ryan Rodwell	39.3
2016	Ryan Rodwell	40.8
2017	Pressley Harvin III	44.1
2018	Pressley Harvin III	41.3
2019	Pressley Harvin III	44.8
2020	Pressley Harvin III	48.0
2021	David Shanahan	41.5

**KICKOFF RETURNS****KICKOFF RETURN AVERAGE****CAREER** (MINIMUM 25 RETURNS)

PLAYER	YEARS	AVG
1. Jahmyr Gibbs	2020-21	25.6
2. Drew Hill	1975-78	25.4
3. Dez White	1997-99	24.7
4. Derrick Steagall	1993-97	24.5
Jamal Golden	2011-15	24.5
6. Kelly Campbell	1998-01	24.0
7. T.J. Edwards	1988-90	23.7
8. Randy Rhino	1972-74	23.5
9. Cory Collier	1983-86	23.2
10. Juanyeh Thomas	2018-21	23.0

**SEASON** (MINIMUM 10 RETURNS)

PLAYER	YEAR	AVG
1. Drew Hill	1978	30.0
2. Kevin Tisdal	1990	29.5
3. Jamal Golden	2012	28.3
4. Drew Hill	1976	26.4
5. Dez White	1998	26.2
6. Derrick Steagall	1993	25.8
7. Jahmyr Gibbs	2021	25.6
8. Gene Spiotto	1969	25.2
9. Randy Rhino	1973	25.0
10. J.J. Green	2016	24.6

**KICKOFF RETURNS****CAREER**

PLAYER	YEARS	RET
1. Drew Hill	1975-78	94
2. Orwin Smith	2009-12	76
Jamal Golden	2011-15	76
4. Dez White	1997-99	69
5. Kevin Tisdal	1989-92	68
6. Kelly Campbell	1998-01	59
7. Charlie Rogers	1995-98	56
8. Jamaal Evans	2006-07	45
9. Lethon Flowers	1991-94	43
10. Gary Lee	1983-86	42

**SEASON**

PLAYER	YEAR	RET
1. Orwin Smith	2009	37
2. T.J. Edwards	1989	35
Kenny Scott	2003	35
4. Drew Hill	1977	32
5. Richard Hills	1987	31
6. Gary Lee	1986	30
Jamal Golden	2014	30
8. Dez White	1999	29
9. Kelly Campbell	2001	28
B.J. Bostic	2010	28

**KICKOFF RETURN YARDS****CAREER**

PLAYER	YEARS	YDS
1. Drew Hill	1975-78	2,357
2. Jamal Golden	2011-15	1,860
3. Dez White	1997-99	1,701
4. Orwin Smith	2009-12	1,624
5. Kevin Tisdal	1989-92	1,526
6. Kelly Campbell	1998-01	1,415
7. Charlie Rogers	1995-98	1,264

8. Jamaal Evans	2006-07	975
9. Lethon Flowers	1991-94	938
10. Gary Lee	1983-86	874

**SEASON**

PLAYER	YEAR	YDS
1. Orwin Smith	2009	888
2. T.J. Edwards	1989	831
3. Kenny Scott	2003	779
4. Drew Hill	1977	754
5. Jamal Golden	2014	710
6. Dez White	1999	689
7. Dez White	1998	682
8. Jamal Golden	2012	652
9. Kelly Campbell	2001	651
10. Kelly Campbell	2000	632

**KICKOFF RETURN TOUCHDOWNS****CAREER**

PLAYER	YEARS	RET
1. Drew Hill	1975-78	2
Gary Lee	1983-86	2
Dez White	1997-99	2
Jamal Golden	2011-15	2
Juanyeh Thomas	2018-21	2
6. Dewey Scarborough	1918-21	1
Lester Simerville	1957-58	1
Billy Williamson	1959-61	1
Eddie Lee Ivery	1975-78	1
Kevin Tisdal	1989-92	1
J.J. Green	2016-17	1
Lamont Simmons	2016-18	1

**SEASON**

PLAYER	YEAR	TD
1. Drew Hill	1978	2
Jamal Golden	2012	2
Juanyeh Thomas	2018-21	2
4. Drew Scarborough	1919	1
Lester Simerville	1957	1
Billy Williamson	1960	1
Gary Lee	1985	1
Gary Lee	1986	1
Eddie Lee Ivery	1977	1
Kevin Tisdal	1990	1
Dez White	1997	1
Dez White	1998	1
J.J. Green	2016	1
Lamont Simmons	2017	1
Jahmyr Gibbs	2021	1

**YEAR-BY-YEAR LEADERS****KICKOFF RETURNS**

YEAR	PLAYER	NO	AVG
1950	Chappell Rhino	7	26.4
1951	Larry Morris	7	18.0
1952	Larry Morris	8	12.4
1953	Bill Teas	7	22.9
1954	Wade Mitchell	4	26.3
1955	Ken Owen	4	27.5
1956	Ken Owen	9	30.7
1957	Lester Simerville	8	36.8
1958	Floyd Faucette	3	28.0
1959	Taz Anderson	5	25.6
1960	Billy Williamson	7	33.7

1961	Billy Williamson	7	18.3
1962	Joe Auer	6	33.0
1963	Gerry Bussell	8	18.8
1964	Johnny Gresham	9	21.0
1965	Lenny Snow	8	20.4
1966	Jimmy Brown	10	19.2
1967	Jimmy Brown	9	17.2
1968	Gene Spiotta	20	16.3
1969	Gene Spiotta	15	25.2
1970	Larry Studdard	10	24.4
1971	Alan Hennessey	13	19.8
1972	Mike Mercer	10	20.6
1973	Randy Rhino	17	25.0
1974	Randy Rhino	19	22.2
1975	Drew Hill	22	21.8
1976	Drew Hill	21	26.4
1977	Drew Hill	32	23.6
1978	Drew Hill	19	30.0
1979	Marion Heggis	19	22.4
1980	Clarence Stover	16	19.6
1981	Robert Lavette	17	22.9
1982	Cleve Pounds	17	23.4
1983	Cleve Pounds	13	14.7
1984	Sammy Lilly	14	21.7
1985	Gary Lee	8	30.3
1986	Gary Lee	30	18.9
1987	Richard Hills	31	20.1
1988	Ken Swilling	25	22.3
1989	T.J. Edwards	35	23.7
1990	Kevin Tisdell	18	29.5
1991	Kevin Tisdell	27	19.0
1992	Kevin Tisdell	23	21.0
1993	Derrick Steagall	16	25.8
1994	Lethon Flowers	23	23.5
1995	Charlie Rogers	15	19.0
1996	Charlie Rogers	26	24.1
1997	Charlie Rogers	15	21.1
1998	Dez White	26	26.2
1999	Dez White	29	23.8
2000	Kelly Campbell	26	24.3
2001	Kelly Campbell	28	23.2
2002	Kerry Watkins	23	20.9
2003	Kenny Scott	35	22.3
2004	Levon Thomas	26	22.1
2005	Chris Woods	17	20.4
2006	Jamaal Evans	20	22.8
2007	Jamaal Evans	25	20.8
2008	Roddy Jones	15	23.6
2009	Orwin Smith	37	24.0
2010	B.J. Bostic	28	20.5
2011	Orwin Smith	18	19.6
2012	Jamal Golden	23	28.3
2013	Lynn Griffin	8	26.5
	Jemea Thomas	8	23.5
2014	Jamal Golden	30	23.7
2015	Jamal Golden	18	19.9
2016	J.J. Green	14	24.6
2017	Nathan Cottrell	11	20.4
2018	Juanyeh Thomas	24	25.5
2019	Juanyeh Thomas	7	21.3
2020	Jahmyr Gibbs	8	25.6
2021	Jahmyr Gibbs	23	25.6

**PUNT RETURNS**
**PUNT RETURNS**
**CAREER**

PLAYER	YEARS	RET
1. Kelley Rhino	1999-02	112
2. Willie Clay	1988-91	101
3. Jack Westbrook	1980-83	77
4. Mike Wyson	1968-70	65
5. Randy Rhino	1972-74	57
6. Jimmy Brown	1965-67	55
7. Nate Perryman	1993-96	52
8. Tyler Evans	2006-07	50
9. Jamal Golden	2011-15	47
10. Harvey Middleton	1994-97	43

**SEASON**

PLAYER	YEAR	RET
1. Willie Clay	1991	48
Kelley Rhino	2001	48
3. Kelley Rhino	2002	45
4. Tyler Evans	2007	34
5. Jeff Ford	1971	33
6. Jonathan Smith	2003	31
7. Charlie Rogers	1998	30
8. Mike Wyson	1970	29
Nate Perryman	1995	29
Marvious Hester	1999	29

**PUNT RETURN YARDS**
**CAREER**

PLAYER	YEARS	YDS
1. Kelley Rhino	1999-02	1,135
2. Randy Rhino	1972-74	749
3. Willie Clay	1988-91	723
4. Jimmy Brown	1965-67	678
5. Mike Wyson	1968-70	665
6. Nate Perryman	1993-96	603
7. Jack Westbrook	1980-83	519
8. Charlie Rogers	1995-98	485
9. Jonathan Smith	2000-03	477
10. Tyler Evans	2006-07	469

**SEASON**

PLAYER	YEAR	YDS
1. Kelley Rhino	2001	515
2. Kelley Rhino	2002	447
3. Randy Rhino	1972	441
4. Willie Clay	1991	431
5. Charlie Rogers	1998	425
6. Jonathan Smith	2003	364
7. Nate Perryman	1995	362
8. Jeff Ford	1971	341
9. Mike Wyson	1970	328
10. Marvious Hester	1999	322

**PUNT RETURN TOUCHDOWNS**
**CAREER**

PLAYER	YEARS	TD
1. Jimmy Brown	1965-67	3
2. Charlie Rogers	1995-98	2
Jonathan Smith	2000-03	2
Jerrard Tarrant	2009-10	2
5. Multiple players with		1

**SEASON**

PLAYER	YEAR	TD
1. Jerrard Tarrant	2009	2
Jonathan Smith	2003	2
Charlie Rogers	1998	2
Jimmy Brown	1966	2
5. Multiple players with		1

**PUNT RETURN AVERAGE**
**CAREER (MINIMUM 25 RETURNS)**

PLAYER	YEARS	AVG
1. Charlie Rogers	1995-98	15.2
2. Jonathan Smith	2000-03	14.5
3. Randy Rhino	1972-74	13.1
4. Jimmy Brown	1965-67	12.3
5. Nate Perryman	1993-96	11.6
6. Marvious Hester	1999-2002	10.3
7. Mike Wyson	1968-70	10.2
8. Kelley Rhino	1999-2002	10.1
9. Jerrard Tarrant	2009-10	10.0
10. Jamal Golden	2011-15	9.9

**SEASON (MINIMUM 10 RETURNS)**

PLAYER	YEAR	AVG
1. Jimmy Brown	1965	22.6
2. Randy Rhino	1972	17.6
3. Johnny Menger	1956	17.5
4. Bill Teas	1953	16.9
5. Riccardo Ingram	1986	14.6
Jamal Golden	2012	14.6
7. Jimmy Brown	1966	14.4
8. Charlie Rogers	1998	14.2
9. Jerrard Tarrant	2009	13.4
10. Nate Perryman	1995	12.5

**YEAR-BY-YEAR LEADERS**
**PUNT RETURNS**

YEAR	PLAYER	NO	AVG
1950	Chappell Rhino	10	8.4
1951	Chappell Rhino	17	7.4
1952	Jake Rudolph	18	7.6
1953	Bill Teas	10	16.9
1954	Jimmy Thompson	5	14.2
1955	Wade Mitchell	9	12.0
1956	Johnny Menger	10	17.5
1957	Fred Braselton	4	9.5
1958	Floyd Faucette	7	7.9
1959	Floyd Faucette	7	9.6
1960	Billy Williamson	13	9.6
1961	Billy Williamson	10	6.5
1962	Gerry Bussell	9	20.1
1963	Johnny Gresham	7	10.6
1964	Gerry Bussell	13	8.0
1965	Jimmy Brown	10	22.6
1966	Jimmy Brown	18	14.4
1967	Jimmy Brown	27	7.1
1968	Mike Wyson	15	8.8
1969	Mike Wyson	21	9.8
1970	Mike Wyson	29	11.3
1971	Jeff Ford	33	10.3
1972	Randy Rhino	25	17.6
1973	Randy Rhino	12	10.8
1974	Randy Rhino	20	9.0
1975	Danny Rhino	17	2.6
1976	Don Bessillieu	23	8.9
1977	Don Bessillieu	11	6.3
1978	Gary Hardie	6	2.7



1979	Gary Lanier	27	6.2
1980	Ted Thurson	12	4.9
1981	Jack Westbrook	26	4.5
1982	Jack Westbrook	21	12.1
1983	Jack Westbrook	25	6.8
1984	Tim Mauldin	15	8.0
1985	Cory Collier	12	6.3
1986	Riccardo Ingram	16	14.6
1987	Riccardo Ingram	20	5.5
1988	Gerald Chamblin	17	7.5
1989	Willie Clay	27	5.8
1990	Jason McGill	27	6.0
1991	Willie Clay	48	9.0
1992	Jimmy Lincoln	18	7.6
1993	Lethon Flowers	10	7.9
1994	Lethon Flowers	8	3.8
1995	Nate Perryman	29	12.5
1996	Nate Perryman	18	12.2
1997	Harvey Middleton	22	8.4
1998	Charlie Rogers	30	14.2
1999	Marvious Hester	20	11.1
2000	Kelley Rhino	19	9.1
2001	Kelley Rhino	48	10.7
2002	Kelley Rhino	45	9.9
2003	Jonathan Smith	31	11.7
2004	Patrick Carter	26	8.4
2005	Pat Clark	30	6.4
2006	Andrew Smith	19	7.7
2007	Tyler Evans	34	9.3
2008	Tyler Melton	15	5.7
2009	Jerrard Tarrant	21	13.4
2010	Jerrard Tarrant	20	6.6
2011	Zach Laskey	11	8.5
2012	Jamal Golden	17	14.6
2013	DeAndre Smelter	11	11.3
2014	Jamal Golden	11	4.1
2015	Jamal Golden	16	10.1
2016	Brad Stewart	11	11.5
2017	Brad Stewart	16	6.6
2018	Brad Stewart	7	6.7
2019	Ahmarean Brown	10	3.4
2020	Marquez Ezzard	7	7.9
2021	Azende Rey	12	4.3

Morgan Burnett	2008	95	1	7
6. Bob McCoy	1950	124	1	6
George Morris	1951	34	0	6
Charlie Brannon	1952	68	0	6
Bill Eastman	1965	83	0	6
Rick Lewis	1970	116	2	6
Randy Rhino	1973	45	0	6
Ken Swilling	1989	200	2	6

1991 Willie Clay, CB	9	66	1
1992 Marcus Coleman, CB	3	34	0
Marlon Williams, OLB	3	28	0
1993 Marcus Coleman, CB	2	17	0
Mike Williams, CB	2	4	0
1994 Mike Dee, FS	3	72	0
1995 Nathan Perryman, CB	3	27	0
Ryan Stewart, SS	3	62	1
1996 Brian Wilkins, FS	4	0	0
1997 Brian Wilkins, FS	4	36	0
Travares Tillman, SS	4	32	0

**YEAR-BY-YEAR LEADERS**

**INTERCEPTIONS**

YEAR	PLAYER	INT	YDS	TD
1948	Bob McCoy, DB	3	33	0
1949	Powell Sheffer, DB	5	47	0
1950	Bob McCoy, DB	6	124	1
1951	George Morris, LB	6	34	0
1952	Bobby Moorhead, DB	7	165	2
1953	Joe Hall, DB	4	68	0
Wade Mitchell, DB	4	34	0	
1954	Wade Mitchell, DB	3	94	0
1955	Johnny Menger, DB	4	54	1
1956	Wade Mitchell, DB	3	18	0
1957	Seven players tied with	1		
1958	Fred Braselton, DB	2	38	0
Maxie Baughan, LB	2	15	0	
Marvin Tibbetts, DB	2	13	0	
1959	Billy Williamson, DB	3	19	0
1960	Walter Howard, DB	4	14	0
1961	Tom Winingder, DB	3	35	0
1962	Mike McNames, DB	4	5	0
1963	Nine players tied with	1		
1964	Gerry Bussell, DB	3	24	1
Tom Bleick, DB	3	23	0	
1965	Bill Eastman, DB	6	83	0
1966	Bill Eastman, DB	4	125	1
1967	Bill Kinard, DB	4	20	0
1968	Bill Kinard, DB	3	29	0
1969	Jeff Ford, DB	9	257	3
1970	Rick Lewis, DB	6	116	2
1971	Dave Beavin, DB	3	30	0
1972	Randy Rhino, DB	8	171	1
1973	Randy Rhino, DB	6	45	0
1974	Danny Rhino, DB	3	7	0
1975	Steve Crawford, DB	2	67	0
Don Bessilleu, DB	2	26	0	
Gil Kyle, DB	2	25	0	
Danny Rhino, DB	2	11	0	
Eddie Porter, DB	4	46	0	
1977	Reggie Wilkes, DE	3	14	0
1978	Lawrence Lowe, DB	5	41	0
1979	Robert Newman, DB	3	25	0
1980	Ted Thurson, DB	4	0	0
1981	Ted Thurson, DB	4	38	0
1982	Ted Thurson, DB	4	24	0
1983	Jack Westbrook, DB	4	37	1
1984	Mike Travis, DB	3	46	0
1985	Sammy Lilly, DB	4	46	0
1986	Reginald Rutland, DB	5	43	0
1987	Cedric Stallworth, DB	4	8	0
1988	Andre Thomas, DB	3	61	1
George Malone, OLB	3	53	1	
Gerald Chamblin, LB	3	41	0	
Cedric Stallworth, DB	3	16	0	
1989	Ken Swilling, DB	6	200	2
1990	Ken Swilling, DB	5	34	0

1998	Jamara Clark, CB	3	41	0
1999	Marvious Hester, CB	2	8	0
2000	Jeremy Muyres, FS	4	26	0
2001	Jeremy Muyres, FS	3	2	0
2002	Marvious Hester, CB	3	10	0
2002	Jeremy Muyres, FS	5	37	0
2003	James Butler, FS	5	18	0
2004	Reuben Houston, CB	3	16	0
2005	Dawan Landry, FS	4	12	0
Philip Wheeler, LB	4	18	0	
2006	Djay Jones, FS	4	29	1
2007	Morgan Burnett, S	3	0	0
2008	Morgan Burnett, S	7	95	1
2009	Morgan Burnett, S	4	40	0
2010	Jerrard Tarrant, S	3	93	1
2011	Rod Sweeting, CB	3	30	1
Isaiah Johnson, S	3	34	1	
Jemea Thomas, CB-S	3	9	0	
2012	Jemea Thomas, CB-S	4	1	0
2013	Five players with	2		
2014	Jamal Golden, S	4	87	1
D.J. White, CB	4	48	1	
2015	Brant Mitchell, LB	2	46	1
D.J. White, CB	2	0	0	
2016	Lance Austin, CB	3	24	1
Lawrence Austin, NIC	3	3	0	
2017	A.J. Gray, S	2	23	0
2018	Malik Rivera	2	84	0
Anree Saint-Amour	2	19	1	
Tariq Carpenter	2	6	0	
<b>2019 Zamari Walton</b>	<b>2</b>	<b>14</b>	<b>0</b>	
2020	Quez Jackson	2	23	0
<b>Zamari Walton</b>	<b>2</b>	<b>14</b>	<b>0</b>	
<b>2021 Charlie Thomas</b>	<b>2</b>	<b>0</b>	<b>0</b>	

**DEFENSE**

**INTERCEPTIONS**

**CAREER**

PLAYER	YEARS	YDS	TD	INT
1. Willie Clay	1988-91	264	1	16
2. Jeff Ford	1969-71	320	4	14
Randy Rhino	1972-74	216	1	14
Morgan Burnett	2007-09	135	1	14
5. Bobby Moorhead	1950-52	202	2	13
Wade Mitchell	1953-56	187	1	13
Ken Swilling	1988-91	239	2	13
8. Bill Eastman	1965-67	216	1	12
Lawrence Lowe	1977-80	118	1	12
Ted Thurson	1979-82	60	0	12
Jeremy Muyres	1999-02	65	0	12

**SEASON**

PLAYER	YEAR	YDS	TD	INT
1. Jeff Ford	1969	257	3	9
Willie Clay	1991	66	1	9
3. Randy Rhino	1972	171	1	8
4. Bobby Moorhead	1952	165	2	7

**SACKS**

**CAREER**

PLAYER	YEARS	SKS	YDS
1. Jeremiah Attaochu	2010-13	31.5	226
2. Greg Gathers	1999-02	31.0	210
3. Coleman Rudolph	1989-92	28.5	200
4. Marco Coleman	1989-91	27.5	162
5. Eric Henderson	2002-05	25.0	183
6. Pat Swilling	1982-85	23.0	194
7. Felipe Claybrooks	1997-00	20.0	156
8. Derrick Morgan	2007-09	19.5	131
9. Michael Johnson	2005-08	19.0	149
10. Philip Wheeler	2003-07	18.5	136

**SEASON**

PLAYER	YEAR	SKS	YDS
1. Pat Swilling	1985	15.0	119
2. Coleman Rudolph	1991	13.0	87
Greg Gathers	2000	13.0	89





4. Marco Coleman	1990	12.5	59	4. Pat Swilling	1984	100
Derrick Morgan	2009	12.5	81	5. John Lagana	1967	94
Jeremiah Attaochu	2013	12.5	86	6. Don Stephenson	1956	92
7. Eric Henderson	2003	11.0	73	Brad Bourne	1972	92
8. Marco Coleman	1991	10.0	62	8. Kyle Ambrose	1986	91
Felipe Claybrooks	1998	10.0	67	9. Franklin Brooks	1955	89
Greg Gathers	2001	10.0	68	10. Pat Swilling	1985	84
Jeremiah Attaochu	2012	10.0	67			

**TACKLES FOR LOSS**

**CAREER**

PLAYER	YEARS	YDS	TFL
1. Eric Henderson	2002-05	59.5	249
2. Greg Gathers	1999-02	57.0	290
3. Coleman Rudolph	1989-92	52.0	285
4. Marco Coleman	1989-91	50.0	215
5. Daryl Smith	2000-03	48.0	123
6. Jeremiah Attaochu	2010-13	43.5	238
7. Keyaron Fox	2000-03	40.0	137
8. Gerris Wilkinson	2002-05	38.0	141
9. Pat Swilling	1982-85	37.0	224
Felipe Claybrooks	1997-00	37.0	201
11. Philip Wheeler	2003-07	34.5	172
12. Marlon Williams	1990-93	33.5	182
13. Ricardo Wimbush	1999-02	32.0	90
Darryl Richard	2004-08	32.0	134
15. Nick Rogers	1998-01	31.0	160
KaMichael Hall	2003-06	31.0	163
17. Adamn Oliver	2004-07	30.5	143
Michael Johnson	2005-08	30.5	183
19. Joe Anoi	2003-06	29.5	126
Derrick Morgan	2007-09	29.5	154

**SEASON**

PLAYER	YEAR	YDS	TFL
1. Eric Henderson	2003	24.0	91
2. Pat Swilling	1985	21.0	130
Marco Coleman	1991	21.0	90
4. Coleman Rudolph	1991	20.0	110
Greg Gathers	2000	20.0	105
6. Coleman Rudolph	1992	19.5	106
7. Marco Coleman	1990	18.5	76
Derrick Morgan	2009	18.5	96
9. Greg Gathers	1999	18.0	90
Greg Gathers	2001	18.0	95

**TACKLES BY LINEMEN**

**CAREER**

PLAYER	YEARS	TT
1. Franklin Brooks	1952-55	271
2. Pat Swilling	1982-85	265
3. John Battle	1963-65	242
4. Brad Bourne	1970-72	241
5. Rick Gibney	1972-75	234
6. Coleman Rudolph	1989-92	220
7. Smylie Gebhart	1969-71	217
8. Rock Perdoni	1969-70	210
9. Ralph Hughes	1994-97	200
10. Mark Pike	1982-85	198

**SEASON**

PLAYER	YEAR	TT
1. John Battle	1965	112
2. Franklin Brooks	1954	106
3. Rock Perdoni	1969	105

**TACKLES BY LINEBACKERS**

**CAREER**

PLAYER	YEARS	TT
1. Keith Brooking	1994-97	467
2. Jerrelle Williams	1988-91	437
3. Ron Rogers	1994-97	435
4. Lucius Sanford	1974-77	433
5. Rob Horton	1980-83	432
6. Duane Wood	1979-82	426
7. Ted Roof	1982-85	417
8. Joe Harris	1972-74	415
9. Jamal Cox	1991-94	397
10. Mackel Harris	1976-79	390

**SEASON**

PLAYER	YEAR	TT
1. Joe Harris	1974	188
2. Duane Wood	1980	171
3. Eric Thomas	1989	159
4. Keyaron Fox	2003	155
5. Rob Horton	1981	150
6. Keith Brooking	1996	147
7. Jamal Cox	1994	146
Keith Brooking	1995	146
9. Jerrelle Williams	1989	145
Jerrelle Williams	1990	145
Ron Rogers	1995	145

**TACKLES BY DEFENSIVE BACKS**

**CAREER**

PLAYER	YEARS	TT
1. Isaiah Johnson	2010-14	283
2. Jeremy Muiyres	1999-02	273
3. Ken Swilling	1988-91	267
4. Dawan Landry	2002-05	250
5. Mark Sheffield	1979-82	244
6. James Butler	2001-04	240
7. Lethon Flowers	1991-94	238
8. Travares Tillman	1996-99	236
9. Morgan Burnett	2007-09	235
10. Jemea Thomas	2009, '11-13	234

**SEASON**

PLAYER	YEAR	TT
1. James Butler	2003	119
2. Cleve Pounds	1984	114
3. Sammy Brown	1982	113
Cleve Pounds	1985	113
5. Mike Williams	1992	105
6. Gary Faulkner	1971	102
7. Andre Thomas	1988	100
8. Danny Rhino	1974	99
9. David Hendrix	1994	97
10. Sammy Burke	1966	93
Ken Swilling	1989	93
Morgan Burnett	2008	93

**GAMES PLAYED**

**CAREER**

PLAYER	POS	YEARS	GP
1. Jamal Golden	DB	2011-15	54
Jemea Thomas	DB	2009, '11-13	54
T.J. Barnes	DT	2009-12	54
Rod Sweeting	DB	2009-12	54
5. Chris Milton	DB	2012-15	53
Tyler Marcordes	LB	2012-15	53
Rashaad Reid	DB	2008-11	53
Scott Blair	K-P	2007-10	53
9. Harrison Butker	PK	2013-16	52
Demond Smith	DB	2012-15	52
Izahn Cross	DL	2008-12	52
Roddy Jones	RB	2009-11	52
Steven Sylvester	LB	2008-11	52
Mario Butler	CB	2007-10	52
Darryl Richard	DT	2004, '06-08	52

**GAMES STARTED**

**CAREER**

PLAYER	POS	YEARS	GS
1. Roddy Jones	RB	2008-11	52
2. Ricardo Wimbush	LB	1999-2002	50
3. Reggie Ball	QB	2003-06	49
4. Andrew Gardner	OT	2005-08	48
5. Matt Rhodes	OL	2004-07	47

## RUSHING

## MOST RUSHING ATTEMPTS

ATT	PLAYER	OPPONENT	DATE	
1.	44	TaQuon Marshall	Tennessee	Sept. 4, 2017
2.	40	Tobias Oliver	Virginia Tech	Oct. 25, 2018
3.	39	Robert Lavette	Tennessee	Oct. 23, 1982
	39	Jerry Mays	Georgia	Dec. 2, 1989
5.	38	Robert Lavette	Georgia	Nov. 27, 1982
6.	37	Tashard Choice	Miami	Oct. 13, 2007
7.	36	Robert Lavette	Virginia	Oct. 13, 1984
	36	Tony Hollings	BYU	Sept. 21, 2002
	36	P.J. Daniels	North Carolina	Nov. 15, 2003
10.	35	C.J. Williams	Duke	Oct. 7, 1995
11.	34	Joe Burns	Syracuse	Aug. 26, 2001
	34	Joe Burns	NC State	Oct. 20, 2001
	34	Joe Burns	North Carolina	Nov. 1, 2001
	34	Tashard Choice	NC State	Nov. 4, 2006
	34	Anthony Allen	Duke	Nov. 20, 2010
16.	33	Lenny Snow	Texas Tech	Dec. 31, 1965
	33	Brent Cunningham	Duke	Nov. 1, 1969
	33	Robert Lavette	Memphis State	Sept. 25, 1982
	33	P.J. Daniels	Wake Forest	Oct. 11, 2003
	33	Tashard Choice	North Carolina	Nov. 17, 2007

## MOST RUSHING YARDS

YDS	PLAYER	OPPONENT	DATE	
1.	356	Eddie Lee Ivery	Air Force	Nov. 11, 1978
2.	307	P.J. Daniels	Tulsa	Jan. 4, 2004
3.	249	TaQuon Marshall	Tennessee	Sept. 4, 2017
4.	240	P.J. Daniels	North Carolina	Nov. 15, 2003
5.	229	Jimmy Lincoln	Virginia	Sept. 19, 1991
6.	217	Brent Cunningham	Clemson	Oct. 3, 1970
7.	215	Tobias Oliver	Virginia Tech	Oct. 25, 2018
8.	214	Roddy Jones	Georgia	Nov. 29, 2008
9.	207	Jerry Mays	Georgia	Dec. 2, 1989
10.	206	Jerry Mays	Western Carolina	Oct. 12, 1985
	206	C.J. Williams	Wake Forest	Nov. 19, 1994
12.	204	Tashard Choice	Miami	Oct. 13, 2007
13.	203	Robert Lavette	Georgia	Nov. 27, 1982
14.	199	Eddie Prokop	Tulsa	Jan. 1, 1944
15.	198	Joe Burns	North Carolina	Nov. 1, 2001
16.	197	Robert Lavette	Navy	Nov. 14, 1981
17.	196	Tashard Choice	Notre Dame	Sept. 1, 2007
	196	KirVonte Benson	Pittsburgh	Sept. 23, 2017
19.	195	Anthony Allen	Virginia	Oct. 9, 2010
	195	Justin Thomas	Duke	Oct. 29, 2016

## MOST TOUCHDOWNS SCORED BY RUSHING

TD	PLAYER	OPPONENT	DATE	
1.	5	TaQuon Marshall	Tennessee	Sept. 4, 2017
2.	4	George Maloof	Georgia	Dec. 1, 1951
	4	Robert Lavette	Virginia	Nov. 6, 1982
	4	Tony Hollings	Connecticut	Sept. 7, 2002
	4	P.J. Daniels	Tulsa	Jan. 4, 2004
	4	Tevin Washington	Middle Tennessee	Sept. 29, 2012
7.	3	45 times, most recently:		
		<b>Jeff Sims</b>	<b>North Carolina</b>	<b>Sept. 25, 2021</b>

## LONGEST RUSHING ATTEMPTS

YDS	PLAYER	OPPONENT	DATE	
1.	95 (t)	Orwin Smith	Kansas	Sept. 17, 2011
2.	88 (t)	Jonathan Dwyer	Mississippi State	Sept. 20, 2008
3.	87 (t)	Bob McCoy	Citadel	Nov. 20, 1948
4.	85 (t)	Jonathan Dwyer	North Carolina	Nov. 8, 2008
	85 (t)	Gerry Bussell	Georgia	Dec. 1, 1962
	85 (t)	Morris Harrison	Citadel	Oct. 25, 1947
7.	83 (t)	Robert Lavette	Navy	Nov. 14, 1981
8.	82 (t)	Anthony Allen	Clemson	Sept. 10, 2009
	82 (t)	Justin Thomas	Duke	Oct. 29, 2016
10.	80	Eddie Lee Ivery	Air Force	Nov. 11, 1978
11.	79	Vad Lee	Presbyterian	Sept. 8, 2012
	79 (t)	Jerry Mays	NC State	Oct. 11, 1986
13.	78 (t)	TaQuon Marshall	Virginia	Nov. 17, 2017
14.	77 (t)	Orwin Smith	Virginia	Sept. 15, 2012
	77 (t)	Orwin Smith	Western Carolina	Sept. 1, 2011
	77 (t)	Bill Teas	LSU	Oct. 9, 1954
17.	75 (t)	DeAndre Smelter	North Carolina	Oct. 18, 2014
	75 (t)	Jimmy Lincoln	Furman	Sept. 11, 1993
19.	74 (t)	Jonathan Dwyer	Jacksonville State	Sept. 5, 2009
20.	73 (t)	Orwin Smith	North Carolina	Sept. 18, 2010
	73 (t)	Tashard Choice	Samford	Sept. 8, 2007
	73	Nate Kelsey	Virginia	Sept. 20, 1986
	73 (t)	Eddie Lee Ivery	Air Force	Nov. 11, 1978
	73	George Volkert	Florida State	Oct. 22, 1955
25.	72 (t)	Tony Hollings	Clemson	Sept. 14, 2002
	72 (t)	Robert Lavette	Georgia	Nov. 26, 1983
	72 (t)	Rodney Lee	Tennessee	Oct. 8, 1977
28.	71	Jordan Mason	Miami (Fla.)	Nov. 6, 2021
	71	Jahmyr Gibbs	Virginia	Oct. 23, 2021
	71 (t)	Joshua Nesbitt	Virginia Tech	Nov. 4, 2010
	71	Charles Wiley	Wake Forest	Nov. 4, 1995

## HISTORIC

YDS	PLAYER	OPPONENT	DATE
82 (t)	Buck Flowers	Georgetown	Nov. 13, 1920

## ACC GAMES

YDS	PLAYER	OPPONENT	DATE	
1.	85 (t)	Jonathan Dwyer	North Carolina	Nov. 8, 2008
2.	82 (t)	Anthony Allen	Clemson	Sept. 10, 2009
	82 (t)	Justin Thomas	Duke	Oct. 29, 2016
4.	79 (t)	Jerry Mays	NC State	Oct. 11, 1986
5.	78 (t)	TaQuon Marshall	Virginia	Nov. 17, 2017
6.	77 (t)	Orwin Smith	Virginia	Sept. 15, 2012
7.	75 (t)	DeAndre Smelter	North Carolina	Oct. 18, 2014

## PASSING

## MOST PASS ATTEMPTS

ATT	PLAYER	OPPONENT	DATE	
1.	61	Larry Good	Tennessee	Oct. 12, 1968
2.	57	George Godsey	Clemson	Oct. 28, 2000
3.	55	George Godsey	Virginia	Nov. 10, 2001
4.	53	Reggie Ball	NC State	Oct. 6, 2005
5.	49	Darrell Gast	Duke	Oct. 31, 1987
6.	47	Tommy Luginbill	Florida State	Nov. 5, 1994
	47	Reggie Ball	Duke	Nov. 8, 2003
	47	Reggie Ball	North Carolina	Sept. 10, 2005
9.	46	Michael Kelley	Georgia	Nov. 29, 1980
	46	Todd Rampley	Wake Forest	Nov. 12, 1988
	46	Shawn Jones	Georgia	Nov. 28, 1992
12.	45	Tommy Luginbill	Virginia	Oct. 15, 1994
	45	George Godsey	Maryland	Oct. 11, 2001
	45	A.J. Suggs	Maryland	Oct. 17, 2002



15.	44	Eddie McAshan	Miami	Sept. 26, 1970	21	Joe Hamilton	NC State	Oct. 11, 1997	
44		Michael Kelley	Georgia	Dec. 5, 1981	21	Joe Hamilton	Virginia	Nov. 8, 1997	
44		Rick Strom	North Carolina	Sept. 19, 1987	20.	20	Joe Hamilton	Duke	Oct. 3, 1998
44		A.J. Suggs	Florida State	Nov. 9, 2002	20	Taylor Bennett	Boston College	Sept. 15, 2007	
<b>44</b>		<b>Jeff Sims</b>	<b>Virginia</b>	<b>Oct. 23, 2021</b>					

**MOST PASS COMPLETIONS**

NO.	PLAYER	OPPONENT	DATE	
1.	39	George Godsey	Virginia	Nov. 10, 2001
2.	35	George Godsey	Clemson	Oct. 28, 2000
3.	29	George Godsey	Virginia	Nov. 9, 2000
4.	28	A.J. Suggs	Maryland	Oct. 17, 2002
5.	27	Michael Kelley	Georgia	Nov. 29, 1980
	27	Reggie Ball	Duke	Nov. 8, 2003
<b>27</b>		<b>Jeff Sims</b>	<b>Virginia</b>	<b>Oct. 23, 2021</b>
8.	26	Shawn Jones	Georgia	Nov. 28, 1992
	26	George Godsey	Maryland	Oct. 11, 2001
	26	A.J. Suggs	Virginia	Oct. 26, 2002
11.	25	Larry Good	Tennessee	Oct. 12, 1968
	25	Michael Kelley	Georgia	Dec. 5, 1981
	25	Todd Rampley	Wake Forest	Nov. 12, 1988
	25	Shawn Jones	Virginia	Sept. 19, 1992
	25	Tommy Luginbill	Virginia	Oct. 15, 1994
	25	George Godsey	Florida State	Dec. 1, 2001
17.	24	18 times		

**HIGHEST COMPLETION PERCENTAGE (MINIMUM 10 ATTEMPTS)**

COMP%	PLAYER	OPPONENT	DATE	
1.	.880 (22-25)	Joe Hamilton	Florida State	Sept. 11, 1999
2.	.875 (14-16)	George Godsey	Citadel	Sept. 1, 2001
3.	.867 (13-15)	Kim King	Auburn	Oct. 16, 1965
4.	.818 (9-11)	James Person	Georgia	Nov. 30, 1968
5.	.809 (17-21)	Joe Hamilton	Maryland	Nov. 22, 1997
6.	.808 (21-26)	Joe Hamilton	Virginia	Nov. 8, 1997
7.	.800 (12-15)	Kim King	Duke	Oct. 30, 1965
	.800 (12-15)	James Stevens	Iowa State	Dec. 18, 1972
9.	.789 (15-19)	Joe Hamilton	Duke	Sept. 26, 1996
10.	.786 (11-14)	John Williams	Texas Tech	Dec. 19, 1970
	.786 (11-14)	Joshua Nesbitt	Miss. State	Oct. 3, 2009
12.	.784 (29-37)	George Godsey	Virginia	Nov. 9, 2000
13.	.778 (14-18)	Jim Bob Taylor	Citadel	Sept. 18, 1982
14.	.769 (10-13)	A.J. Suggs	Vanderbilt	Aug. 31, 2002
	.769 (10-13)	Jeff Sims	North Carolina	Sept. 21, 2021
16.	.762 (16-21)	George Godsey	Wake Forest	Oct. 14, 2000
17.	.750 (12-16)	Billy Lothridge	Duke	Nov. 3, 1962
	.750 (18-24)	James Stevens	Clemson	Sept. 29, 1973
	.750 (15-20)	Shawn Jones	Georgia	Dec. 1, 1990
	.750 (18-24)	Joe Hamilton	Wake Forest	Sept. 14, 1996

**MOST COMPLETIONS WITHOUT AN INTERCEPTION**

NO.	PLAYER	OPPONENT	DATE	
1.	35	George Godsey	Clemson	Oct. 28, 2000
2.	29	George Godsey	Virginia	Nov. 9, 2000
3.	28	A.J. Suggs	Maryland	Oct. 17, 2002
4.	26	A.J. Suggs	Virginia	Oct. 26, 2002
5.	25	Shawn Jones	Virginia	Sept. 19, 1992
6.	24	Donnie Davis	NC State	Oct. 23, 1993
	24	Tommy Luginbill	North Carolina	Oct. 8, 1994
	24	George Godsey	NC State	Oct. 20, 2001
	24	Reggie Ball	NC State	Oct. 4, 2003
	24	Reggie Ball	North Carolina	Sept. 10, 2005
11.	23	Joe Hamilton	Duke	Oct. 16, 1999
23		George Godsey	Stanford	Dec. 27, 2001
13.	22	Joe Hamilton	Duke	Nov. 15, 1997
	22	Joe Hamilton	Florida State	Sept. 11, 1999
	22	Reggie Ball	Connecticut	Nov. 13, 2004
	22	Taylor Bennett	Maryland	Oct. 6, 2007
17.	21	Shawn Jones	Clemson	Sept. 26, 1992

**MOST INTERCEPTIONS THROWN**

INT	PLAYER	OPPONENT	DATE	
1.	5	Jerry Priestley	Tennessee	Nov. 7, 1964
	5	Eddie McAshan	Rice	Sept. 30, 1972
3.	4	Stanley Gann	Auburn	Oct. 15, 1960
	4	Marvin Hoffman	Tennessee	Oct. 11, 1969
	4	Eddie McAshan	Tennessee	Oct. 10, 1970
	4	James Stevens	South Carolina	Sept. 15, 1973
	4	Michael Kelley	Alabama	Sept. 8, 1979
	4	Michael Kelley	Georgia	Nov. 24, 1979
	4	Joel Peoples	Auburn	Oct. 18, 1980
	4	Darrell Gast	Wake Forest	Nov. 21, 1987
	4	Demarius Bilbo	Fresno State	Dec. 31, 2002
	4	Taylor Bennett	Virginia Tech	Nov. 1, 2007
	<b>4</b>	<b>Jeff Sims</b>	<b>Syracuse</b>	<b>Sept. 26, 2020</b>
14.	3	40 times		

**MOST PASSING YARDS**

YDS	PLAYER	OPPONENT	DATE	
1.	486	George Godsey	Virginia	Nov. 10, 2001
2.	454	George Godsey	Clemson	Oct. 28, 2000
3.	416	Darrell Gast	Duke	Oct. 31, 1987
4.	387	Joe Hamilton	Florida State	Sept. 11, 1999
	387	Joe Hamilton	Maryland	Sept. 30, 1999
6.	371	Eddie McAshan	Rice	Sept. 30, 1972
7.	361	Michael Kelley	Navy	Nov. 17, 1979
<b>8.</b>	<b>359</b>	<b>Jeff Sims</b>	<b>Pittsburgh</b>	<b>Oct. 2, 2021</b>
9.	354	George Godsey	Maryland	Nov. 18, 2000
10.	341	Joe Hamilton	Georgia	Nov. 27, 1999
11.	337	Joe Hamilton	Virginia	Nov. 8, 1997
12.	333	Michael Kelley	Georgia	Nov. 29, 1980
	333	George Godsey	Wake Forest	Oct. 14, 2000
14.	326	Taylor Bennett	West Virginia	Jan. 1, 2007
15.	324	Joe Hamilton	Duke	Oct. 16, 1999
16.	323	George Godsey	Virginia	Nov. 9, 2000
17.	322	Joe Hamilton	Clemson	Nov. 13, 1999
18.	320	George Godsey	Maryland	Oct. 11, 2001
	320	Reggie Ball	North Carolina	Sept. 10, 2005
20.	319	Kim King	Virginia	Nov. 13, 1965

**HIGHEST PASS EFFICIENCY (MINIMUM 10 PASS ATTEMPTS)**

EFF	PLAYER	OPPONENT	DATE	
1.	312.80	Tevin Washington	Western Carolina	Sept. 1, 2011
	[8-13, 271, 3 TD]			
2.	289.80	Joshua Nesbitt	Duke	Nov. 14, 2009
	[6-10, 195, 2 TD]			
3.	276.94	Justin Thomas	Duke	Oct. 29, 2016
	[10-14, 264, 2 TD]			
4.	275.25	Justin Thomas	Wofford	Aug. 30, 2014
	[11-15, 282, 2 TD]			
5.	272.25	George Godsey	Wake Forest	Oct. 14, 2000
	[16-21, 333, 4 TD]			
6.	270.83	Joe Hamilton	Florida State	Sept. 11, 1999
	[22-25, 387, 4 TD]			
7.	261.74	Joshua Nesbitt	Mississippi State	Oct. 3, 2009
	[11-14, 266, 1 TD]			
8.	252.93	Rick Strom	The Citadel	Sept. 12, 1987
	[11-18, 317, 3 TD, 1 INT]			
9.	245.30	George Godsey	The Citadel	Sept. 1, 2001
	[14-16, 222, 2 TD]			
10.	244.70	Tevin Washington	Duke	Nov. 17, 2012
	[6-10, 102, 3 TD]			

**MOST TOUCHDOWNS SCORED BY PASSING**

TD	PLAYER	OPPONENT	DATE	
1.	5	Eddie McAshan	Rice	Sept. 30, 1972
	5	Joe Hamilton	Clemson	Nov. 13, 1999
3.	4	Eddie Prokop	Tulane	Nov. 13, 1943
	4	Frank Broyles	Tulane	Nov. 11, 1944
	4	Darrell Crawford	Auburn	Oct. 20, 1951
	4	Shawn Jones	Maryland	Oct. 7, 1989
	4	Shawn Jones	Georgia	Dec. 1, 1990
	4	Tommy Luginbill	Western Carolina	Sept. 10, 1994
	4	Joe Hamilton	Florida State	Sept. 11, 1999
	4	Joe Hamilton	Georgia	Nov. 27, 1999
	4	George Godsey	Wake Forest	Oct. 14, 2000
	4	Reggie Ball	Clemson	Sept. 11, 2004
	4	Reggie Ball	NC State	Nov. 4, 2006
	4	Vad Lee	Duke	Sept. 14, 2013
	4	Justin Thomas	Ga. Southern	Sept. 13, 2014
	4	Jordan Yates	Kennesaw State	Sept. 11, 2021
17.	3	37 times, most recently: <b>Jeff Sims</b>	<b>Virginia</b>	<b>Oct. 23, 2021</b>

**LONGEST PASS COMPLETIONS**

YDS	QB/RECEIVER	OPP.	DATE
1.	96 (t) Brandon Shaw to Charlie Rogers	UCF	Oct. 26, 1996
2.	90 (t) Ted Peoples to Drew Hill	Duke	Sept. 9, 1978
3.	88 (t) Jaybo Shaw to Demaryius Thomas	Duke	Oct. 4, 2008
4.	87 (t) Darrell Gast to Greg Lester	Duke	Oct. 31, 1987
	87 (t) Joshua Nesbitt to Embry Peoples	Vanderbilt	Oct. 31, 2009
6.	86 (t) Tobias Oliver to Qua Searcy	N. Carolina	Nov. 3, 2018
7.	83 (t) Justin Thomas to Clinton Lynch	N. Carolina	Nov. 5, 2016
	82 (t) Shawn Jones to Keenan Walker	Maryland	Oct. 12, 1991
	82 (t) Tevin Washington to Stephen Hill	W. Carolina	Sept. 1, 2011
	82 (t) Vad Lee to Jeff Greene	Presbyterian	Sept. 8, 2012
11.	81 (t) Shawn Jones to Bobby Rodriguez	Clemson	Oct. 14, 1989
	81 (t) Justin Thomas to Marcus Marshall	Vanderbilt	Sept. 17, 2016
13.	80 (t) Kim King to John Sias	TCU	Sept. 30, 1967
	80 (t) Mike Kelley to Leon Chadwick	Notre Dame	Oct. 6, 1979
	80 (t) Donnie Davis to Derrick Steagall	Furman	Sept. 11, 1993
	80 (t) Graham Stroman to C.J. Williams	Maryland	Oct. 22, 1994
	80 (t) Joe Hamilton to Dez White	Florida St.	Sept. 11, 1999
	80 (t) Joe Hamilton to Dez White	Maryland	Sept. 30, 1999
	80 (t) Reggie Ball to Nate Curry	Syracuse	Dec. 21, 2004
	80 (t) TaQuon Marshall to R. Jeune	Va. Tech	Nov. 11, 2017
21.	79 (t) E.M. Holtzinger to J.W. Kilzer	Auburn	Oct. 27, 1945
	79 Rick Strom to Steve Davenport	Citadel	Sept. 12, 1987
	79 (t) Calvin Booker to Jonathan Dwyer	Gardner-Webb	Oct. 11, 2008
	79 (t) Tevin Washington to Stephen Hill	Duke	Nov. 20, 2010
	79 (t) Justin Thomas to Charles Perkins	Pittsburgh	Oct. 25, 2014
26.	78 (t) Ken Bonifay to John Sias	Duke	Nov. 2, 1968
	78 (t) Shawn Jones to William Bell	Chattanooga	Sept. 22, 1990
28.	77 (t) Eddie McAshan to Jimmy Robinson	Mich. St.	Sept. 23, 1972
	77 (t) Tommy Luginbill to Omar Cassidy	N. Carolina	Oct. 8, 1994
	77 (t) Tevin Washington to Stephen Hill	W. Carolina	Sept. 1, 2011
	77 (t) Matthew Jordan to Clinton Lynch	Vanderbilt	Sept. 17, 2016
	77 (t) Jeff Sims to Jahmyr Gibbs	Duke	Oct. 9, 2021
33.	76 (t) Shawn Jones to Greg Lester	Virginia	Sept. 19, 1991
	76 (t) Joshua Nesbitt to Demaryius Thomas	Georgia	Nov. 28, 2009
35.	75 Donnie Davis to Dorsey Levens	Baylor	Nov. 6, 1993
	75 (t) Joshua Nesbitt to Demaryius Thomas	Duke	Nov. 14, 2009

**ACC GAMES**

YDS	QB/RECEIVER	OPP.	DATE
1.	88 (t) Jaybo Shaw to Demaryius Thomas	Duke	Oct. 4, 2008
2.	87 (t) Darrell Gast to Greg Lester	Duke	Oct. 31, 1987
3.	86 (t) Tobias Oliver to Qua Searcy	N. Carolina	Nov. 3, 2018
4.	83 (t) Justin Thomas to Clinton Lynch	N. Carolina	Nov. 5, 2016
5.	82 (t) Shawn Jones to Keenan Walker	Maryland	Oct. 12, 1991
6.	81 (t) Shawn Jones to Bobby Rodriguez	Clemson	Oct. 14, 1989

**RECEIVING****MOST PASS RECEPTIONS**

REC	PLAYER	OPPONENT	DATE	
1.	14	John Sias	Navy	Nov. 9, 1968
	14	Stephen Harkey	South Carolina	Sept. 12, 1970
	14	Robert Lavette	Notre Dame	Nov. 7, 1981
	14	Kelly Campbell	Clemson	Oct. 28, 2000
5.	13	Will Glover	Virginia	Nov. 10, 2001
6.	11	Kelly Campbell	Duke	Oct. 16, 1999
7.	10	Jerry Mays	Wake Forest	Nov. 12, 1988
	10	Kelly Campbell	Syracuse	Aug. 26, 2001
	10	Kelly Campbell	Stanford	Dec. 27, 2001
	10	Calvin Johnson	NC State	Oct. 6, 2005
	10	Calvin Johnson	Maryland	Oct. 7, 2006
12.	9	22 times, most recently; Demaryius Thomas	Duke	Oct. 4, 2008

**MOST RECEIVING YARDS**

YDS	PLAYER	OPPONENT	DATE	
1.	243	Dez White	Virginia	Oct. 17, 1998
2.	230	Demaryius Thomas	Duke	Oct. 4, 2008
3.	223	Derrick Steagall	Virginia	Nov. 8, 1997
4.	215	Dez White	Maryland	Sept. 30, 1999
5.	209	Kelly Campbell	Clemson	Oct. 28, 2000
6.	203	Kris Kentera	Navy	Nov. 17, 1979
	203	Kelly Campbell	North Carolina	Oct. 9, 1999
8.	198	John Sias	Navy	Nov. 9, 1968
9.	194	Jonathan Smith	Wake Forest	Oct. 11, 2003
10.	193	Greg Lester	Duke	Oct. 31, 1987
	193	Kelly Campbell	Syracuse	Aug. 26, 2001
12.	190	Kelly Campbell	Duke	Oct. 16, 1999
13.	186	Calvin Johnson	West Virginia	Jan. 1, 2007
14.	181	Stephen Hill	Western Carolina	Sept. 1, 2011
15.	176	Jason McGill	Maryland	Oct. 10, 1992
16.	174	Demaryius Thomas	Mississippi State	Oct. 3, 2009
17.	172	Will Glover	Virginia	Nov. 10, 2001
18.	171	Craig Baynham	Virginia	Nov. 13, 1965
	171	Dez White	North Carolina	Sept. 26, 1998
20.	170	Jonathan Smith	Clemson	Sept. 20, 2003

**MOST TOUCHDOWNS SCORED BY RECEIVING**

TD	PLAYER	OPPONENT	DATE	
1.	4	Buck Martin	Auburn	Oct. 20, 1951
2.	3	Craig Baynham	Duke	Oct. 30, 1965
	3	Kris Kentera	Navy	Nov. 17, 1979
	3	Jason McGill	Maryland	Oct. 10, 1992
	3	Dez White	Virginia	Oct. 17, 1998
	3	Calvin Johnson	Clemson	Sept. 11, 2004

**TOTAL OFFENSE/SCORING****MOST OFFENSIVE PLAYS**

NO.	PLAYER	OPPONENT	DATE	
1.	68	Larry Good	Tennessee	Oct. 12, 1968
2.	65	Reggie Ball	NC State	Oct. 6, 2005
3.	63	George Godsey	Clemson	Oct. 28, 2000
	63	George Godsey	Virginia	Nov. 10, 2001
5.	62	Joe Hamilton	Miami	Jan. 1, 2000
6.	57	Shawn Jones	Georgia	Nov. 28, 1992
7.	56	Kim King	Georgia	Nov. 27, 1965
	56	Reggie Ball	Clemson	Sept. 20, 2003
	56	Reggie Ball	Clemson	Sept. 11, 2004
	56	Reggie Ball	Duke	Nov. 8, 2003
10.	55	Tommy Luginbill	Virginia	Oct. 15, 1994
11.	54	George Godsey	Maryland	Oct. 11, 2001





54	Reggie Ball	North Carolina	Sept. 10, 2005
<b>54</b>	<b>Jeff Sims</b>	<b>Virginia</b>	<b>Oct. 23, 2021</b>
15. 53	TaQuon Marshall	Tennessee	Sept. 4, 2017
53	Joe Hamilton	Maryland	Nov. 11, 1996
53	Joe Hamilton	Georgia	Nov. 29, 1997
53	A.J. Suggs	Florida State	Nov. 9, 2002
53	Reggie Ball	NC State	Oct. 4, 2003
<b>20. 52</b>	<b>Jeff Sims</b>	<b>UCF</b>	<b>Sept. 19, 2020</b>

**MOST TOTAL OFFENSE YARDS**

YDS	PLAYER	OPPONENT	DATE
1. 477	George Godsey	Virginia	Nov. 10, 2001
2. 474	Joe Hamilton	Maryland	Sept. 30, 1999
3. 459	Justin Thomas	Duke	Oct. 29, 2016
4. 450	George Godsey	Clemson	Oct. 28, 2000
5. 435	Joe Hamilton	Georgia	Nov. 27, 1999
6. 412	Darrell Gast	Duke	Oct. 31, 1987
7. 410	Joe Hamilton	Clemson	Nov. 13, 1999
8. 405	Joe Hamilton	Florida State	Sept. 11, 1999
<b>9. 397</b>	<b>Jeff Sims</b>	<b>Pittsburgh</b>	<b>Oct. 2, 2021</b>
10. 387	Joe Hamilton	Duke	Oct. 16, 1999
11. 376	Michael Kelley	Navy	Nov. 17, 1979
12. 369	TaQuon Marshall	Tennessee	Sept. 4, 2017
13. 368	Joe Hamilton	Virginia	Nov. 8, 1997
14. 367	Reggie Ball	NC State	Oct. 6, 2005
15. 365	Eddie McAshan	Rice	Sept. 30, 1972
<b>365</b>	<b>Jeff Sims</b>	<b>Virginia</b>	<b>Oct. 23, 2021</b>
17. 364	Joe Hamilton	NC State	Oct. 11, 1997
18. 362	Joe Hamilton	North Carolina	Sept. 26, 1998
19. 357	George Godsey	Maryland	Nov. 18, 2000
20. 356	Eddie Lee Ivery	Air Force	Nov. 11, 1978
356	Joe Hamilton	West Virginia	Dec. 29, 1997

**MOST TOUCHDOWNS SCORED**

TD	PLAYER	OPPONENT	DATE
1. 5	TaQuon Marshall	Tennessee	Sept. 4, 2017
2. 4	Buck Martin	Auburn	Oct. 20, 1951
4	George Maloof	Georgia	Dec. 1, 1951
4	Robert Lavette	Virginia	Nov. 6, 1982
4	C.J. Williams	NC State	Nov. 11, 1995
4	Joe Burns	North Carolina	Sept. 30, 2000
4	Tony Hollings	Connecticut	Sept. 7, 2002
4	P.J. Daniels	Tulsa	Jan. 4, 2004
4	Tevin Washington	Middle Tenn.	Sept. 29, 2012
10. 3	63 times, most recently:		
	<b>Jeff Sims</b>	<b>North Carolina</b>	<b>Sept. 25, 2021</b>

**LONGEST TOUCHDOWN SCORED**

YDS	PLAYER	OPPONENT	DATE
1. 100 (ir)	Frank Broyles	Clemson	Sept. 30, 1944
100 (ir)	Jeff Ford	Notre Dame	Nov. 15, 1969
100 (kr)	Drew Hill	Georgia	Dec. 2, 1978
100 (kr)	Dez White	Maryland	Oct. 31, 1998
100 (kr)	Jamal Golden	N. Carolina	Nov. 10, 2012
100 (kr)	Juanyeh Thomas	Georgia	Nov. 24, 2018
7. 99 (ir)	Bill Eastman	Tulane	Oct. 22, 1966
99 (kr)	Gary Lee	NC State	Oct. 11, 1986
9. 98 (kr)	Jahmyr Gibbs	Boston College	Nov. 13, 2021
10. 97 (kr)	Eddie Lee Ivery	Notre Dame	Nov. 5, 1977
97 (kr)	Drew Hill	Auburn	Oct. 21, 1978
97 (ir)	Jamal Lewis	Samford	Sept. 9, 2006
97 (kr)	Jamal Golden	BYU	Oct. 27, 2012
14. 96 (p)	Brandon Shaw to Charlie Rogers	UCF	Oct. 26, 1996
96 (kr)	J.J. Green	Pittsburgh	Oct. 8, 2016
16. 95 (pr)	Randy Rhino	S. Carolina	Sept. 16, 1972

95 (kr)	Cory Collier	Duke	Oct. 29, 1983
95 (kr)	Gary Lee	Georgia	Nov. 30, 1985
95 (ir)	Ken Swilling	NC State	Sept. 9, 1989
95 (kr)	Dez White	Duke	Nov. 15, 1997
95 (r)	Orwin Smith	Kansas	Sept. 17, 2011
95 (ir)	Tyler Marcordes	Elon	Aug. 31, 2013
95 (ir)	Juanyeh Thomas	Louisville	Oct. 5, 2018
24. 93 (kr)	Billy Williamson	Tennessee	Nov. 5, 1960
93 (kr)	Gerry Bussell	Tulane	Oct. 27, 1962
26. 91 (kr)	Lester Simerville	Tulane	Oct. 26, 1957
27. 90 (p)	Ted Peebles to Drew Hill	Duke	Sept. 9, 1978
90 (fr)	Kofi Smith	Wake Forest	Nov. 21, 1998
29. 88 (r)	Jonathan Dwyer	Miss. State	Sept. 20, 2008
88 (p)	Jaybo Shaw to Demaryius Thomas	Duke	Oct. 4, 2008

**HISTORIC**

YDS	PLAYER	OPPONENT	DATE
1. 102 (kr)	Devey Scarborough	Georgetown	Nov. 15, 1919
2. 92 (pr)	Everett Scarbopper	Mercer	Sept. 30, 1916
92 (pr)	Pat Barron	Pennsylvania	Nov. 14, 1931

**ACC GAMES**

YDS	PLAYER	OPPONENT	DATE
1. 100 (kr)	Jamal Golden	N. Carolina	Nov. 10, 2012
100 (kr)	Dez White	Maryland	Oct. 31, 1998
3. 99 (kr)	Gary Lee	NC State	Oct. 11, 1986
4. 98 (kr)	Jahmyr Gibbs	Boston College	Nov. 13, 2021
5. 96 (kr)	J.J. Green	Pittsburgh	Oct. 8, 2016
6. 95 (kr)	Dez White	Duke	Nov. 15, 1997
95 (ir)	Ken Swilling	NC State	Sept. 9, 1989
95 (kr)	Cory Collier	Duke	Oct. 29, 1983
95 (ir)	Juanyeh Thomas	Louisville	Oct. 5, 2018

**PUNTING**

**MOST PUNTS**

P	PLAYER	OPPONENT	DATE
1. 13	Pressley Harvin III	Georgia	Nov. 30, 2019
2. 12	Chip Pallman	Notre Dame	Nov. 14, 1970
12	Sean McDevitt	Clemson	Sept. 26, 1987
12	Rodney Williams	Florida State	Oct. 18, 1997
5. 11	Tommy Chapman	Clemson	Oct. 7, 1967
11	Harper Brown	Notre Dame	Nov. 8, 1975
11	Jeff Pierce	North Carolina	Oct. 4, 1980
11	Ben Arndt	Virginia Tech	Sept. 24, 2005
9. 10	Jerry Priestley	Tulane	Oct. 24, 1964
10	Jerry Priestley	Vanderbilt	Sept. 18, 1965
10	Tommy Chapman	Notre Dame	Nov. 18, 1967
10	Tommy Chapman	USC	Oct. 25, 1969
10	Chip Pallman	Miami	Sept. 26, 1970
10	Jeff Pierce	Florida	Sept. 20, 1980
10	Jeff Pierce	Notre Dame	Nov. 8, 1980
10	Jeff Pierce	Notre Dame	Nov. 7, 1981
10	Ron Rice	Auburn	Oct. 16, 1982
10	Mike Snow	Chattanooga	Nov. 9, 1985
10	Sean McDevitt	Chattanooga	Sept. 10, 1988
10	William Weaver	Clemson	Sept. 28, 1991
10	Ben Arndt	Clemson	Sept. 11, 2004
10	Durant Brooks	Boston College	Sept. 15, 2007
<b>10</b>	<b>David Shanahan</b>	<b>Notre Dame</b>	<b>Nov. 20, 2021</b>

**MOST PUNT YARDS**

YDS	PLAYER	OPPONENT	DATE
1. 587	Pressley Harvin III	Georgia	Nov. 30, 2019
2. 553	Rodney Williams	Florida State	Oct. 18, 1997
3. 505	Sean McDevitt	Clemson	Sept. 26, 1987

4.	464	Ben Arndt	Virginia Tech	Sept. 24, 2005
5.	454	Ron Rice	Auburn	Oct. 16, 1982
6.	453	Durant Brooks	Boston College	Sept. 15, 2007
7.	443	Chip Pallman	Notre Dame	Nov. 14, 1970
8.	440	Jeff Pierce	North Carolina	Oct. 4, 1980
9.	435	Pressley Harvin III	Clemson	Oct. 17, 2020
10.	434	Jeff Pierce	Notre Dame	Nov. 7, 1981
	434	Pressley Harvin III	Virginia Tech	Nov. 16, 2019
12.	422	Pressley Harvin III	Clemson	Oct. 28, 2017
13.	420	Ben Arndt	Clemson	Sept. 11, 2004
14.	412	Harper Brown	Notre Dame	Nov. 8, 1975
16.	411	Jeff Pierce	Florida	Sept. 20, 1980
17.	408	Jeff Pierce	Notre Dame	Nov. 8, 1980
18.	406	Chris Morehouse	UCF	Sept. 2, 2000
19.	405	Tommy Chapman	Clemson	Oct. 7, 1967
	405	Jeff Pierce	Navy	Nov. 15, 1980

20.	66	Kenneth Owen	Duke	Nov. 3, 1956
	66	Robert Dover	SMU	Sept. 28, 1957
	66	Harper Brown	Clemson	Sept. 27, 1975
	66	Ted Peoples	South Carolina	Sept. 10, 1977
	66	Durant Brooks	Army	Oct. 20, 2007
	66	Sean Poole	Duke	Sept. 14, 2013

**HISTORIC**

	YDS	PLAYER	OPPONENT	DATE
1.	85	Buck Flowers	Davidson	Oct. 9, 1920
2.	80	Robert Parham	Georgia	Nov. 13, 1926

**FIELD GOALS****MOST FIELD GOALS**

	FG	PLAYER	OPPONENT	DATE
1.	5	Ron Rice	The Citadel	Sept. 18, 1982
2.	4	Cam Bonifay	Navy	Nov. 17, 1973
	4	Scott Sisson	Florida State	Oct. 17, 1992
	4	Luke Manget	Clemson	Sept. 29, 2001
	4	Travis Bell	Notre Dame	Sept. 1, 2007
	4	Scott Blair	Clemson	Dec. 5, 2009
	4	Harrison Butker	Kentucky	Dec. 31, 2016
	4	Wesley Wells	Virginia	Nov. 17, 2018
9.	3	35 times, most recently: Brent Cimaglia	North Carolina	Sept. 25, 2021

**MOST FIELD GOAL ATTEMPTS**

	FGA	PLAYER	OPPONENT	DATE
1.	7	Luke Manget	NC State	Oct. 20, 2001
2.	5	Thomas Wells	Duke	Nov. 1, 1958
	5	Ron Rice	The Citadel	Sept. 18, 1982
	5	Tyler Jarrett	Clemson	Sept. 25, 1993
	5	David Frakes	Wake Forest	Sept. 14, 1996
	5	Brad Chambers	Maryland	Oct. 31, 1998
	5	Travis Bell	Notre Dame	Sept. 1, 2007
8.	4	29 times, most recently: Wesley Wells	Virginia	Nov. 17, 2018

**LONGEST FIELD GOALS**

	YDS	PLAYER	OPPONENT	DATE
1.	55	E.O. Wheeler	VMI	Nov. 10, 1973
	55	Ron Rice	The Citadel	Sept. 18, 1982
	55	David Bell	Georgia	Nov. 29, 1986
4.	54	Johnny Duncan	Clemson	Oct. 4, 1969
	54	E.O. Wheeler	Auburn	Oct. 19, 1974
	54	Ron Rice	Duke	Oct. 29, 1983
7.	53	Dave Frakes	Virginia	Oct. 5, 1996
	53	Harrison Butker	Georgia	Nov. 29, 2014
	53	Harrison Butker	Florida State	Oct. 24, 2015
10.	52	E.O. Wheeler	VMI	Nov. 10, 1973
	52	Thomas Palmer	North Carolina	Sept. 19, 1987
	52	Harrison Butker	Duke	Sept. 26, 2015
	52	Harrison Butker	Kentucky	Dec. 31, 2016
14.	51	David Bell	Furman	Sept. 13, 1986
	51	Scott Sisson	Penn State	Aug. 28, 1991
	51	Scott Sisson	Georgia	Nov. 30, 1991
	51	Scott Sisson	Florida State	Oct. 17, 1992
	51	Luke Manget	Virginia	Nov. 10, 2001
	51	Travis Bell	Virginia	Sept. 22, 2007
20.	50	Scott Sisson	Clemson	Sept. 26, 1992
	50	Luke Manget	NC State	Sept. 21, 2000
	50	Luke Manget	NC State	Oct. 20, 2001

**HIGHEST PUNT AVERAGE** (MINIMUM 2 PUNTS)

	AVG	PLAYER	OPPONENT	DATE
1.	65.5	Michael Kelley	Alabama	Sept. 8, 1979
2.	60.0	Durant Brooks	North Carolina	Nov. 17, 2007
3.	55.0	Dan Dyke	Clemson	Sept. 29, 2001
4.	55.0	Rodney Williams	Boston College	Oct. 4, 1997
5.	54.5	Rodney Williams	Duke	Nov. 15, 1997
	54.5	Dan Dyke	Duke	Oct. 16, 1999
7.	52.7	Rodney Williams	NC State	Oct. 11, 1997
	<b>52.7</b>	<b>David Shanahan</b>	<b>Northern III.</b>	<b>Sept. 4, 2021</b>
9.	52.5	Sean Poole	Duke	Sept. 14, 2013
10.	52.2	Ryan Rodwell	Virginia	Nov. 19, 2016
11.	52.0	Jason Bender	NC State	Oct. 1, 1994
	52.0	Sean Poole	Middle Tennessee	Sept. 10, 2011
13.	51.8	Rodney Williams	Florida State	Oct. 24, 1998
14.	51.7	Chandler Anderson	Duke	Nov. 14, 2009
	51.7	Ryan Rodwell	Georgia	Nov. 26, 2016
16.	51.5	Pressley Harvin III	Wake Forest	Oct. 21, 2017
17.	51.4	Pressley Harvin III	Duke	Oct. 12, 2019
18.	51.2	Pressley Harvin III	UCF	Sept. 19, 2020
19.	51.0	James Brantley	Auburn	Oct. 19, 1957
	51.0	Joe Delaney	Duke	Nov. 1, 1958
	51.0	Chick Graning	Auburn	Oct. 21, 1961
	51.0	Chandler Anderson	Jacksonville State	Sept. 5, 2009
	51.0	Pressley Harvin III	Boston College	Oct. 24, 2020
	51.0	Pressley Harvin III	Pitt	Dec. 10, 2020

**LONGEST PUNTS**

	YDS	PLAYER	OPPONENT	DATE
1.	80	Dave Davis	Army	Nov. 8, 1952
2.	80	Mike Kelley	Alabama	Sept. 8, 1979
3.	78	Ben Arndt	Miami	Nov. 19, 2005
4.	77	Gerald Burch	Clemson	Nov. 8, 1958
	77	Rodney Williams	Virginia	Oct. 5, 1996
	77	Durant Brooks	North Carolina	Nov. 17, 2007
7.	72	Joe Delany	Tennessee	Oct. 11, 1958
8.	71	Chris Morehouse	Georgia	Nov. 24, 2001
	<b>71</b>	<b>David Shanahan</b>	<b>Duke</b>	<b>Oct. 9, 2021</b>
10.	70	Charlie Mason	Florida	Nov. 23, 1957
	70	Tommy Chapman	Miami	Nov. 10, 1967
	70	Tommy Chapman	Notre Dame	Nov. 18, 1967
	70	Pressley Harvin III	UCF	Sept. 19, 2020
14.	69	Joe Delany	SMU	Oct. 25, 1958
	69	Ben Smith	Florida	Oct. 1, 1960
16.	68	Ben Smith	Clemson	Oct. 3, 1959
	68	Jeff Pierce	Tennessee	Oct. 11, 1980
	68	Dan Dyke	Florida State	Sept. 9, 2000
19.	67	Jason Bender	Stanford	Dec. 25, 1991



**LONGEST FIELD GOAL ATTEMPTS**

YDS	PLAYER	OPPONENT	DATE
1. 64	Ron Rice	Auburn	Oct. 16, 1982
2. 63	E.O. Whealler	VMU	Nov. 10, 1973
3. 62	Travis Bell	Georgia	Nov. 24, 2007
4. 60	Chris Leone	Virginia	Oct. 15, 1994
5. 59	E.O. Whealler	VMU	Nov. 10, 1973
59	Kyle Belcher	Miami	Oct. 2, 2004
7. 57	Robert Jobson	Rice	Sept. 30, 1972
57	E.O. Whealler	Navy	Nov. 18, 1972
57	Scott Sisson	Duke	Oct. 27, 1990
10. 56	Ron Rice	North Carolina	Oct. 3, 1981
11. 55	E.O. Whealler	Auburn	Oct. 20, 1973
55#	E.O. Whealler	VMU	Nov. 10, 1973
55#	Ron Rice	Citadel	Sept. 18, 1982
55	David Bell	North Carolina	Oct. 4, 1986
55#	David Bell	Georgia	Nov. 29, 1986
55	Harrison Butker	Georgia	Nov. 28, 2015

# = Good

**KICK RETURNS**

**MOST KICKOFF RETURNS**

KR	PLAYER	OPPONENT	DATE
1. 8	Nathan Cottrell	Virginia	Nov. 4, 2017
2. 7	Drew Hill	Notre Dame	Nov. 5, 1977
7	Richard Hills	Duke	Oct. 31, 1987
7	Dez White	Virginia	Nov. 6, 1999
7	Kenny Scott	Virginia	Nov. 22, 2003
7	Jamal Golden	North Carolina	Nov. 10, 2012
7. 6	Drew Hill	Georgia	Nov. 27, 1975
6	Drew Hill	Duke	Oct. 29, 1977
6	Richard Hills	Clemson	Sept. 26, 1987
6	Howard Edwards	Duke	Oct. 28, 1989
6	Kevin Tisdell	Virginia	Nov. 3, 1990
6	Kevin Tisdell	Penn State	Aug. 28, 1991
6	Dez White	Clemson	Nov. 13, 1999
6	Kelly Campbell	Georgia	Nov. 24, 2001
6	P.J. Daniels	Georgia	Nov. 30, 2002
6	Jamaal Evans	Georgia	Nov. 24, 2007
6	Jamaal Evans	Fresno State	Dec. 31, 2007
6	Orwin Smith	Clemson	Dec. 5, 2009
6	Daniel McKayhan	NC State	Sept. 25, 2010
6	B.J. Bostic	Miami	Nov. 13, 2010
6	B.J. Bostic	Georgia	Nov. 27, 2010
6	Orwin Smith	Miami	Sept. 22, 2012
6	Nathan Cottrell	Miami	Oct. 14, 2017
6	Juaneyeh Thomas	USF	Sept. 8, 2018

**MOST KICKOFF RETURN YARDS**

YDS	PLAYER	OPPONENT	DATE
1. 230	Jamal Golden	at North Carolina	Nov. 10, 2012
2. 184	Howard Edwards	Duke	Oct. 28, 1989
3. 178	Nathan Cottrell	Virginia	Nov. 4, 2017
4. 174	Jamal Golden	BYU	Oct. 27, 2012
5. 167	Kevin Tisdell	Duke	Oct. 27, 1990
6. 166	Drew Hill	Georgia	Nov. 27, 1975
7. 157	Dez White	Virginia	Nov. 6, 1999
8. 156	Dez White	Maryland	Oct. 31, 1998
9. 154	Kenny Scott	NC State	Oct. 4, 2003
10. 152	Richard Hills	Duke	Oct. 31, 1987
152	Kevin Tisdell	South Carolina	Oct. 19, 1991
12. 151	J.J. Green	Pittsburgh	Oct. 8, 2016
13. 149	Drew Hill	Duke	Oct. 29, 1977
149	Richard Hills	Clemson	Sept. 26, 1987
15. 147	Drew Hill	Notre Dame	Nov. 5, 1977

16. 146	Kenny Scott	Virginia	Nov. 22, 2003
17. 141	Dez White	Duke	Nov. 15, 1997
18. 140	Kevin Tisdell	Clemson	Oct. 13, 1990
140	Jamal Golden	Wofford	Aug. 30, 2014
20. 139	Orwin Smith	Duke	Nov. 14, 2009

**HIGHEST KICKOFF RETURN AVERAGE (MINIMUM 2 RETURNS)**

AVG	PLAYER	OPPONENT	DATE
1. 59.5	Jamal Golden	Duke	Oct. 11, 2014
2. 58.5	Drew Hill	Georgia	Dec. 2, 1978
3. 57.5	Drew Hill	Auburn	Oct. 21, 1978
4. 55.0	Correy Earls	Samford	Sept. 8, 2007
5. 52.0	Dez White	Maryland	Oct. 31, 1998
6. 51.3	Kenny Scott	NC State	Oct. 4, 2003
7. 48.0	Tobias Oliver	The Citadel	Sept. 14, 2019
8. 46.7	Kevin Tisdell	Clemson	Oct. 13, 1990
9. 46.5	Jahmyr Gibbs	UCF	Sept. 19, 2020
10. 46.3	Orwin Smith	Duke	Nov. 14, 2009
11. 45.0	Howard Edwards	W. Carolina	Nov. 4, 1989
12. 44.7	Cory Collier	Duke	Oct. 29, 1983
13. 41.8	Kevin Tisdell	Duke	Oct. 27, 1990
14. 40.0	P.J. Daniels	Wake Forest	Oct. 5, 2002
40.0	Lynn Griffin	Virginia	Oct. 26, 2013
16. 39.3	Lethon Flowers	North Carolina	Oct. 8, 1994
17. 38.5	Orwin Smith	Middle Tenn.	Sept. 29, 2012
18. 38.3	Charlie Rogers	Navy	Nov. 23, 1996
38.3	Tony Zenon	Maryland	Oct. 8, 2011
20. 38.0	Charlie Rogers	Virginia	Nov. 8, 1997

**LONGEST KICKOFF RETURNS**

YDS	PLAYER	OPPONENT	DATE
1. 100 (f)	Drew Hill	Georgia	Dec. 2, 1978
100 (f)	Dez White	Maryland	Oct. 31, 1998
100 (f)	Jamal Golden	North Carolina	Nov. 10, 2012
100 (f)	Juaneyeh Thomas	Georgia	Nov. 24, 2018
5. 99 (f)	Gary Lee	NC State	Oct. 11, 1986
6. 98 (f)	Jahmyr Gibbs	Boston College	Nov. 13, 2021
7. 97 (f)	Eddie Lee Ivery	Notre Dame	Nov. 5, 1977
97 (f)	Drew Hill	Auburn	Oct. 21, 1978
97 (f)	Jamal Golden	BYU	Oct. 27, 2012
10. 96 (f)	J.J. Green	Pittsburgh	Oct. 8, 2016
11. 95	Cory Collier	Duke	Oct. 29, 1983
95 (f)	Gary Lee	Georgia	Nov. 30, 1985
95 (f)	Dez White	Duke	Nov. 15, 1997
14. 93 (f)	Billy Williamson	Tennessee	Nov. 5, 1960
93 (f)	Gerry Bussell	Tulane	Oct. 27, 1962
16. 91 (f)	Lester Simerville	Tulane	Oct. 26, 1957
17. 90	Kenny Scott	NC State	Oct. 4, 2003
18. 87	Kevin Tisdell	Clemson	Oct. 13, 1990
19. 85 (f)	Kevin Tisdell	Duke	Oct. 27, 1990
20. 83	Orwin Smith	Duke	Nov. 14, 2009

**HISTORIC**

YDS	PLAYER	OPPONENT	DATE
1. 102 (f)	Dewey Scarborough	Georgetown	Nov. 15, 1919

**ACC GAMES**

YDS	PLAYER	OPPONENT	DATE
1. 100 (f)	Dez White	Maryland	Oct. 31, 1998
100 (f)	Jamal Golden	North Carolina	Nov. 10, 2012
3. 99 (f)	Gary Lee	NC State	Oct. 11, 1986
4. 98 (f)	Jahmyr Gibbs	Boston College	Nov. 13, 2021
5. 96 (f)	J.J. Green	Pittsburgh	Oct. 8, 2016
6. 95	Cory Collier	Duke	Oct. 29, 1983
95 (f)	Dez White	Duke	Nov. 15, 1997

## PUNT RETURNS

## MOST PUNT RETURNS

PR	PLAYER	OPPONENT	DATE
1.	9	Kelley Rhino	The Citadel
2.	8	Kelley Rhino	Duke
	8	Kelley Rhino	Florida State
	8	Kelley Rhino	Duke
5.	7	Nathan Perryman	Virginia
	7	Charlie Rogers	North Carolina
	7	Marvious Hester	UCF
8.	6	18 times, most recently: Tyler Melton	Gardner-Webb

## MOST PUNT RETURN YARDS

YDS	PLAYER	OPPONENT	DATE
1.	149	Gerry Bussell	Auburn
2.	136	Randy Rhino	South Carolina
3.	120	Mike Wysong	Florida State
4.	117	Charlie Rogers	Virginia
5.	111	Kelley Rhino	North Carolina
6.	110	Kelley Rhino	Vanderbilt
7.	106	Willie Clay	North Carolina
8.	101	Michael Smith	Duke
9.	97	Johnny Menger	Auburn
10.	96	Jeff Ford	Clemson
11.	94	James Brown	Vanderbilt
12.	87	Riccardo Ingram	VMI
	87	Jerrard Tarrant	Jacksonville St.
14.	86	Bill Eastman	Navy
	86	James Brown	Navy
16.	85	Jerrard Tarrant	Clemson
17.	84	Jack Westbrook	Tennessee
	84	Jonathan Smith	Virginia
	84	Jamal Golden	Miami
20.	83	Tyler Evans	Samford

## HIGHEST PUNT RETURN AVERAGE (MINIMUM 2 RETURNS)

AVG	PLAYER	OPPONENT	DATE
1.	68.0	Randy Rhino	South Carolina
2.	48.5	Johnny Menger	Auburn
3.	42.0	Jamal Golden	Miami
	42.0	Jonathan Smith	Virginia
5.	39.0	James Brown	Vanderbilt
6.	37.5	Jonathan Smith	North Carolina
7.	36.5	Eddie Lee Ivery	The Citadel
	36.5	Charlie Rogers	Wake Forest
9.	33.7	Michael Smith	Duke
10.	33.0	Charlie Rogers	Duke
11.	29.0	Jerrard Tarrant	Jacksonville State
12.	28.7	James Brown	Navy
13.	28.0	Jack Westbrook	Tennessee
	28.0	Jamal Golden	USC
15.	27.8	Kelley Rhino	North Carolina
16.	27.3	Nathan Perryman	Georgia
17.	27.0	Randy Rhino	Boston College
18.	26.5	Marvious Hester	Virginia
19.	26.3	Riccardo Ingram	Wake Forest
20.	25.5	Mike Wysong	Duke

## LONGEST PUNT RETURNS

YDS	PLAYER	OPPONENT	DATE
1.	95 (t)	Randy Rhino	South Carolina
2.	87 (t)	Johnny Menger	Auburn
3.	86 (t)	Bill Eastman	Navy
4.	85 (t)	Jerrard Tarrant	Clemson

5.	80 (t)	Jonathan Smith	Virginia
6.	78 (t)	James Brown	Vanderbilt
7.	77 (t)	Sammy Burke	Navy
8.	75 (t)	Jimmy Jordan	Washington & Lee
	75 (t)	Gerry Bussell	Auburn
10.	74 (t)	Frank Nix	Tennessee
11.	73 (t)	Jonathan Smith	North Carolina
12.	72 (t)	Jack Westbrook	Tennessee
	72 (t)	Michael Smith	Duke
	72 (t)	Nathan Perryman	Georgia (thk)
15.	71 (t)	Eddie Lee Ivery	The Citadel
16.	69 (t)	James Brown	Vanderbilt
	69	Charlie Rogers	New Mexico State
18.	68 (t)	Jerrard Tarrant	Jacksonville State
19.	63 (t)	Charlie Rogers	Wake Forest
	63	Willie Clay	Stanford
	63 (t)	Giles Smith	Duke
22.	61 (t)	Willie Clay	North Carolina
23.	59 (t)	James Brown	Auburn
24.	58	James Brown	Duke
25.	56	Nathan Perryman	Georgia
	56	Jamal Golden	Miami
	56	Jamal Golden	USC

## HISTORIC

YDS	PLAYER	OPPONENT	DATE
1.	92 (t)	Pat Barron	Pennsylvania
	92 (t)	Everett Strupper	Mercer

## ACC GAMES

YDS	PLAYER	OPPONENT	DATE
1.	85 (t)	Jerrard Tarrant	Clemson
2.	80 (t)	Jonathan Smith	Virginia
3.	73 (t)	Jonathan Smith	North Carolina
4.	72 (t)	Michael Smith	Duke
5.	63 (t)	Charlie Rogers	Wake Forest

## INTERCEPTIONS

## MOST INTERCEPTIONS

INT	PLAYER	OPPONENT	DATE
1.	3	Howard Ector	Vanderbilt
	3	Bobby Moorhead	Auburn
	3	Bubba Hoats	Georgia
	3	Randy Rhino	Rice
	3	Ken Swilling	Boston College
	3	Brian Wilkins	Florida State
7.	2	59 times, most recently: Charlie Thomas	Kennesaw St.

## MOST INTERCEPTION RETURN YARDS

YDS	INT	PLAYER	OPPONENT	DATE
1.	100	1	Jeff Ford	Notre Dame
2.	99	2	Bill Eastman	Tulane
3.	97	1	Jamal Lewis	Samford
4.	95	1	Ken Swilling	NC State
	95	1	Tyler Marcordes	Elon
	95	1	Juaneyh Thomas	Louisville
7.	85	1	Mario Butler	Duke
	85	1	Jamal Golden	Clemson
9.	84	1	Gerry Bussell	Tennessee
	84	1	Willy Clay	Western Carolina
11.	83	1	Mike Williams	Wake Forest
12.	78	2	Rick Lewis	Tulane
13.	75	1	Dave Beavin	Duke
14.	74	1	Quayshawn Nealy	Utah





15.	72	3	Ken Swilling	Boston College	Nov. 25, 1989
16.	71	1	Quayshawn Nealy	NC State	Nov. 8, 2014
17.	70	1	Daryl Smith	Georgia	Nov. 25, 2000
18.	68	1	Derrick Shepard	Boston College	Oct. 4, 1997
19.	67	1	Richard Gookin	LSU	Oct. 13, 1956
	67	2	Gary Faulkner	Clemson	Oct. 7, 1972

14.	14	Calvin Tiggler	Clemson	Oct. 13, 1990
7.	13	Joe Bill Faith	Georgia	Nov. 30, 1968
	13	Joe Harris	Tennessee	Oct. 13, 1973
	13	Lucious Sanford	Auburn	Oct. 18, 1975
	13	Duane Wood	Alabama	Sept. 6, 1980
	13	John Porter	Virginia	Nov. 7, 1987
	13	Jerrelle Williams	Virginia	Sept. 16, 1989
	13	Jamal Cox	Arizona	Sept. 1, 1994
14.	12	20 times, most recent: Jemea Thomas	Virginia	Oct. 26, 2013

**LONGEST INTERCEPTION RETURNS**

YDS	PLAYER	OPPONENT	DATE
1.	100 (t) 100 (t)	Frank Broyles Jeff Ford	Clemson Notre Dame
3.	99 (t)	Bill Eastman	Tulane
4.	97 (t)	Jamal Lewis	Samford
5.	95 (t)	Ken Swilling	NC State
	95 (t)	Tyler Marcordes	Elon
	95 (t)	Juanyeah Thomas	Louisville
8.	85 (t)	Mario Butler	Duke
	85 (t)	Jamal Golden	Clemson
10.	84 (t)	Gerry Bussell	Tennessee
	84	Willie Clay	Western Carolina
12.	83 (t)	Mike Williams	Wake Forest
13.	75 (t)	Stan Beavers	Duke
14.	74 (t)	Quayshawn Nealy	Utah (OT)
15.	73 (t)	W.P. McHugh	St. Mary's
16.	72 (t)	Ken Swilling	Boston College
17.	71	Quayshawn Nealy	NC State
18.	70 (t)	Daryl Smith	Georgia
19.	68	Derrick Shepard	Boston College
20.	67 (t)	Richard Gookin	LSU

**MOST TACKLES FOR LOSS**

TFL	PLAYER	OPPONENT	DATE
1.	7.0	Pat Swilling	NC State
2.	5.0	Beau Bruce	Michigan State
	5.0	Marco Coleman	Maryland
4.	4.5	Michael Johnson	Gardner-Webb
4.5	<b>Charlie Thomas</b>	<b>North Carolina</b>	<b>Sept. 25, 2021</b>
6.	4.0	Stephen Bruce	Auburn
	4.0	Reggie Wilkes	Navy
	4.0	Marvin Dyett	Florida
	4.0	David Allen	Air Force
	4.0	Robert Jaracz	Duke
	4.0	Marco Coleman	Penn State
	4.0	Jimmy Clements	Maryland
	4.0	Derrick Shepard	Maryland
	4.0	Jesse Tarplin	Maryland
	4.0	Felipe Claybrooks	Maryland
	4.0	Felipe Claybrooks	UCF
	4.0	Greg Gathers	Maryland
	4.0	Recardo Wimbush	Navy
	4.0	Felipe Claybrooks	Clemson
	4.0	Greg Gathers	Clemson (OT)
	4.0	Nicholas Rogers	Florida State
	4.0	Gerris Wilkinson	BYU
	4.0	Eric Henderson	Auburn
	4.0	Keyaron Fox	Georgia
	4.0	Joe Anoai	NC State
	4.0	KaMichael Hall	Miami
	4.0	Darrell Robertson	Army
	4.0	Derrick Morgan	Gardner-Webb
	4.0	Derrick Morgan	Clemson
	4.0	Adam Gotsis	BYU
	4.0	Jeremiah Attaochu	Georgia

**HISTORIC**

YDS	PLAYER	OPPONENT	DATE
1.	85 (t)	Judy Harlan	Washington & Lee
	85 (t)	Wilbur Peterson	North Carolina

**ACC GAMES**

YDS	PLAYER	OPPONENT	DATE
1.	95 (t)	Ken Swilling	NC State
	95 (t)	Juanyeah Thomas	Louisville
3.	85 (t)	Mario Butler	Duke
	85 (t)	Jamal Golden	Clemson
5.	83 (t)	Mike Williams	Wake Forest
6.	71	Quayshawn Nealy	NC State

**TACKLES****MOST TOTAL TACKLES**

TT	PLAYER	OPPONENT	DATE
1.	22	Rob Horton	Alabama
	22	Jamal Cox	Arizona
3.	21	Ronald Rogers	Clemson
4.	20	Rob Horton	Navy
	20	Keith Brooking	Clemson
6.	19	Joe Harris	Tennessee
	19	Duane Wood	Tulane
	19	Duane Wood	Navy
	19	Eric Thomas	Duke
	19	Calvin Tiggler	Clemson

**MOST SOLO TACKLES**

UT	PLAYER	OPPONENT	DATE
1.	17	Keith Brooking	Clemson
2.	15	Rob Horton	Navy
	15	Jamal Cox	North Carolina
4.	14	Lucius Sanford	Georgia
	14	Mackel Harris	California

**MOST SACKS**

SKS	PLAYER	OPPONENT	DATE
1.	5.0	Marco Coleman	Maryland
	5.0	Pat Swilling	NC State
3.	4.0	Jeremiah Attaochu	Georgia
4.	3.0	Marco Coleman	Georgia
	3.0	Marco Coleman	Penn State
	3.0	Richard Kimsey	NC State
	3.0	Coleman Rudolph	Maryland
	3.0	Tom Johnson	Maryland
	3.0	Jimmy Clements	Maryland
	3.0	Derrick Shepard	Maryland
	3.0	Jesse Tarplin	NC State
	3.0	Eric Henderson	Auburn
	3.0	Philip Wheeler	Miami
	3.0	Derrick Morgan	Clemson
	3.0	Derrick Morgan	Wake Forest
	3.0	Jeremiah Attaochu	North Carolina
	3.0	Jeremiah Attaochu	Maryland
18.	2.5	Six times, most recent:	

**Charlie Thomas** **North Carolina** **Sept. 25, 2021**

## FUMBLES

### MOST FUMBLES FORCED

FF	PLAYER	OPPONENT	DATE
1. 2	Maxie Baughan	Duke	Oct. 31, 1959
2	Nick Rogers	Navy	Sept. 16, 2000
2	Cory Collins	Navy	Sept. 8, 2001
2	Tony Hargrove	NC State	Oct. 20, 2001
2	James Butler	Wake Forest	Oct. 11, 2003
2	Eric Henderson	Clemson	Oct. 29, 2005
2	Michael Johnson	Wake Forest	Dec. 2, 2006
2	Jerrard Tarrant	Duke	Nov. 20, 2010
2	D.J. White	vs. Mississippi	Dec. 30, 2013
2	P.J. Davis	Pitt	Oct. 25, 2014
2	Anree Saint-Amour	Louisville	Oct. 5, 2018
2	Curtis Ryans	Florida State	Sept. 12, 2020
2	Jordan Domineck	Kennesaw St.	Sept. 11, 2021

### MOST FUMBLES RECOVERED

FR	PLAYER	OPPONENT	DATE
1. 2	Rausey Mason	SMU	Sept. 28, 1957
2	Randy Rhino	Tennessee	Oct. 13, 1973
2	Beau Bruce	Auburn	Oct. 20, 1973
2	Gil Kyle	Notre Dame	Nov. 8, 1975
2	Al Richardson	Tulane	Sept. 23, 1978
2	Lynwood Volley	Air Force	Nov. 11, 1978
2	Henry Johnson	Georgia	Dec. 2, 1978
2	Anthony Harrison	Tennessee	Oct. 22, 1983
2	Dante Jones	Tennessee	Oct. 27, 1984
2	Cedric Stallworth	Virginia	Sept. 20, 1986
2	Willis Crockett	VMI	Nov. 5, 1988
2	Gary Brown	Clemson	Sept. 25, 1993
2	Ronald Rogers	Maryland	Oct. 22, 1994
2	Jermaine Miles	UCF	Oct. 26, 1996
2	Daryl Smith	Navy	Sept. 16, 2000
2	Joe Ancoai	Tulsa	Jan. 4, 2004
2	Quayshawn Nealy	Pittsburgh	Oct. 25, 2014
2	Charlie Thomas	Louisville	Oct. 5, 2018

### LONGEST FUMBLE RETURNS

YDS	PLAYER	OPPONENT	DATE
1. 93 (t)	Zamari Walton	Notre Dame	Oct. 31, 2020
2. 90 (t)	Kofi Smith	Wake Forest	Nov. 21, 1998
3. 70 (t)	Jordan Domineck	Kennesaw St.	Sept. 11, 2021
4. 60 (t)	Jimmy Clements	Duke	Sept. 26, 1996
5. 54 (t)	Matt Uremovich	Duke	Oct. 3, 1998
6. 43 (t)	Quayshawn Nealy	NC State	Nov. 8, 2014
7. 42 (t)	Roderick Roberts	North Carolina	Sept. 26, 1998
8. 40 (t)	Jerrard Tarrant	Mississippi State	Oct. 3, 2009
<b>40 (t)</b>	<b>Jaylon King</b>	<b>Miami (Fla.)</b>	<b>Nov. 6, 2021</b>
10. 38 (t)	Gary Guyton	Virginia Tech	Sept. 30, 2006
38 (t)	P.J. Davis	Kentucky	Dec. 31, 2016



**RUSHING**

**100-YARD RUSHING GAMES (BY YARDS)**

YDS	PLAYER	OPPONENT	DATE
356	Eddie Lee Ivery	Air Force	Nov. 11, 1978
307	P.J. Daniels	Tulsa	Jan. 4, 2004
249	TaQuon Marshall	Tennessee (20T)	Sept. 4, 2017
240	P.J. Daniels	North Carolina	Nov. 15, 2003
229	Jimmy Lincoln	Virginia	Sept. 19, 1991
217	Brent Cunningham	Clemson	Oct. 3, 1970
215	Tobias Oliver	Virginia Tech	Oct. 25, 2018
214	Roddy Jones	Georgia	Nov. 29, 2008
207	Jerry Mays	Georgia	Dec. 2, 1989
206	Jerry Mays	Western Carolina	Oct. 12, 1985
206	C.J. Williams	Wake Forest	Nov. 19, 1994
204	Tashard Choice	Miami	Oct. 13, 2007
203	Robert Lavette	Georgia	Nov. 27, 1982
199	Eddie Prokop	Tulsa	Jan. 1, 1944
198	Joe Burns	North Carolina	Nov. 1, 2001
197	Robert Lavette	Navy	Nov. 14, 1981
196	Tashard Choice	Notre Dame	Sept. 1, 2007
196	KirVonte Benson	Pittsburgh	Sept. 23, 2017
195	Anthony Allen	Virginia	Oct. 9, 2010
195	Justin Thomas	Duke	Oct. 29, 2016
190	Brent Cunningham	Duke	Nov. 1, 1969
189	Tony Hollings	BYU	Sept. 21, 2002
189	Jonathan Dwyer	Wake Forest (OT)	Nov. 7, 2009
188	Jerry Mays	NC State	Oct. 11, 1986
186	Jonathan Dwyer	Vanderbilt	Oct. 31, 2009
185	C.J. Williams	Duke	Oct. 7, 1995
184	Marcus Marshall	Alcorn State	Sept. 3, 2015
179	Joe Burns	Maryland	Oct. 31, 1998
176	Tevin Washington	Clemson	Oct. 29, 2011
175	P.J. Daniels	Wake Forest	Oct. 11, 2003
175	TaQuon Marshall	Louisville	Oct. 5, 2018
171	Rodney Lee	Duke	Oct. 29, 1977
171	Synjyn Days	vs. Mississippi State	Dec. 31, 2014
170	Tashard Choice	Duke	Nov. 10, 2007
169	Jerry Mays	North Carolina	Oct. 21, 1989
169	P.J. Daniels	Samford	Sept. 4, 2004
169	Tashard Choice	West Virginia	Jan. 1, 2007
169	Dedrick Mills	Kentucky	Dec. 31, 2016
168	Bobby North	Auburn	Oct. 15, 1949
168	Robert Lavette	North Carolina	Oct. 3, 1981
168	Cory Collier	Wake Forest	Nov. 12, 1983
166	Eddie Lee Ivery	Miami	Oct. 14, 1978
166	William Bell	Duke	Oct. 27, 1990
166	C.J. Williams	Maryland	Sept. 28, 1995
166	Anthony Allen	Georgia	Nov. 27, 2010
165	Anthony Allen	Duke	Nov. 20, 2010
165	Justin Thomas	at Virginia Tech	Sept. 20, 2014
164	Tashard Choice	NC State	Nov. 4, 2006
163	TaQuon Marshall	Wake Forest	Oct. 21, 2017
161	Robert Lavette	Virginia	Oct. 13, 1984
160	Eddie Lee Ivery	Georgia	Dec. 2, 1978
159	Jonathan Dwyer	Duke	Oct. 4, 2008
159	Marcus Marshall	Pittsburgh	Oct. 17, 2015
158	Robert Lavette	Georgia	Nov. 26, 1983
158	Robert Lavette	The Citadel	Sept. 22, 1984
158	Jonathan Dwyer	North Carolina	Sept. 26, 2009
157	Eddie Lee Ivery	South Carolina	Oct. 7, 1978
157	Jerry Mays	North Carolina	Oct. 22, 1988
157	Jonathan Dwyer	North Carolina	Nov. 8, 2008
157	Orwin Smith	Kansas	Sept. 17, 2011
157	Synjyn Days	at NC State	Nov. 8, 2014
156	Ronny Cone	Air Force	Nov. 10, 1979
154	Brent Cunningham	Duke	Oct. 31, 1970
154	C.J. Williams	Arizona	Sept. 7, 1995
153	Tony Hollings	Vanderbilt	Aug. 31, 2002
151	David Sims	VMI	Oct. 11, 1975

YDS	PLAYER	OPPONENT	DATE
151	Jerry Mays	VMI	Nov. 5, 1988
151	C.J. Williams	Furman	Sept. 2, 1995
151	Joshua Nesbitt	Virginia Tech	Sept. 13, 2008
150	Sean Gregory	UCF	Sept. 18, 1999
149	Robert Lavette	Tennessee	Oct. 27, 1984
148	Robert Lavette	The Citadel	Sept. 18, 1982
148	Robert Lavette	Memphis	Sept. 25, 1982
147	C.J. Williams	NC State	Sept. 7, 1996
147	Tony Hollings	Clemson	Sept. 14, 2002
147	Synjyn Days	Virginia	Nov. 1, 2014
146	Tashard Choice	Georgia	Nov. 25, 2006
146	Eddie Lee Ivery	Florida	Oct. 28, 1978
145	Robert Lavette	Tulane	Oct. 9, 1982
145	Joe Burns	Wake Forest	Nov. 17, 2001
145	Tashard Choice	Clemson	Sept. 29, 2007
145	Jonathan Dwyer	Florida State	Nov. 1, 2008
144	Tony Hollings	Connecticut	Sept. 7, 2002
144	Jonathan Dwyer	Georgia	Nov. 29, 2008
143	C.J. Williams	NC State	Nov. 11, 1995
143	Marcus Marshall	Virginia Tech	Nov. 12, 2016
143	TaQuon Marshall	Virginia	Nov. 4, 2017
142	Brent Cunningham	Navy	Nov. 7, 1970
142	Eddie Lee Ivery	South Carolina	Sept. 10, 1977
142	Tashard Choice	North Carolina	Nov. 17, 2007
141	Lenny Snow	Clemson	Oct. 1, 1966
141	Adrian Rucker	Virginia	Oct. 5, 1974
141	Robert Lavette	North Carolina	Oct. 1, 1983
141	Dorsey Levens	Wake Forest	Nov. 13, 1993
141	Jonathan Dwyer	Mississippi State	Sept. 20, 2008
141	Jordan Mason	Miami	Oct. 19, 2019
141	Jordan Mason	NC State	Nov. 21, 2019
140	Joshua Nesbitt	Florida State	Oct. 10, 2009
140	Zach Laskey	Georgia	Nov. 29, 2014
140	TaQuon Marshall	Duke	Nov. 18, 2017
139	Robert Lavette	Tennessee	Oct. 23, 1982
139	Robert Lavette	Wake Forest	Nov. 13, 1982
139	Jerry Mays	South Carolina	Sept. 23, 1989
138	Tashard Choice	Maryland	Oct. 7, 2006
138	Jonathan Dwyer	Samford	Sept. 8, 2007
138	Preston Lyons	Utah (OT)	Dec. 31, 2011
137	Rodney Lee	Tennessee	Oct. 8, 1977
137	Orwin Smith	Virginia	Sept. 15, 2012
137	Justin Thomas	Georgia Southern	Sept. 13, 2014
137	TaQuon Marshall	North Carolina	Sept. 30, 2017
136	Lenny Snow	Texas Tech	Dec. 31, 1965
136	Robert Lavette	Virginia	Nov. 6, 1982
136	Jerry Mays	Maryland	Oct. 7, 1989
136	Ajenavi Eziemefe	North Carolina	Sept. 28, 2002
136	Tevin Washington	Duke	Nov. 19, 2011
136	KirVonte Benson	Wake Forest	Oct. 21, 2017
135	Jerry Mays	Wake Forest	Nov. 18, 1989
135	Tashard Choice	Maryland	Oct. 6, 2007
134	David Sims	North Carolina	Oct. 12, 1974
134	Richard Hills	Indiana State	Oct. 10, 1987
134	Tashard Choice	Georgia	Nov. 24, 2007
133	Dorsey Levens	NC State	Oct. 23, 1993
133	Zach Laskey	Virginia	Oct. 26, 2013
133	Zach Laskey	Miami	Oct. 4, 2014
132	David Sims	Miami	Sept. 20, 1975
132	Dedrick Mills	North Carolina	Nov. 5, 2016
132	Jahmyr Gibbs	Virginia	Oct. 23, 2021
131	Lenny Snow	Virginia	Nov. 5, 1966
131	William Bell	Maryland	Oct. 9, 1993
131	Tevin Washington	Air Force	Dec. 27, 2010
130	Lenny Snow	Clemson	Oct. 2, 1965
130	Rob Healy	Georgia	Nov. 25, 1971
130	Dorsey Levens	Maryland	Oct. 9, 1993
130	Reggie Ball	Troy	Sept. 16, 2006
130	Joshua Nesbitt	South Carolina State	Sept. 4, 2010

YDS	PLAYER	OPPONENT	DATE	YDS	PLAYER	OPPONENT	DATE
130	KirVonte Benson	North Carolina	Sept. 30, 2017	125	Charles Wiley	Duke	Nov. 15, 1997
129	Leon Hardeman	SMU	Oct. 4, 1952	125	Jonathan Dwyer	Virginia	Oct. 24, 2009
129	Sidney Ford	Navy	Sept. 8, 2001	125	Anthony Allen	Virginia Tech	Nov. 4, 2010
129	KirVonte Benson	Clemson	Oct. 28, 2017	124	Bucky Shamburger	Duke	Nov. 1, 1975
128	Bill Teas	LSU	Oct. 9, 1954	124	Eddie Lee Ivery	Tulane	Oct. 22, 1977
128	Robert Lavette	Alabama	Sept. 15, 1984	124	KirVonte Benson	Tennessee (20T)	Sept. 4, 2017
128	William Bell	Georgia	Dec. 1, 1990	123	Ray Mendheim	Auburn	Oct. 19, 1963
128	Jonathan Dwyer	Miami	Nov. 20, 2008	123	David Sims	Pittsburgh	Sept. 21, 1974
128	Jeff Sims	North Carolina	Sept. 25, 2021	123	Eddie Lee Ivery	Virginia	Oct. 2, 1976
127	Eddie Lee Ivery	Auburn	Oct. 21, 1978	123	Jerry Mays	North Carolina	Oct. 5, 1985
127	William Bell	Nebraska	Jan. 1, 1991	123	William Bell	North Carolina	Oct. 20, 1990
127	Anthony Allen	Clemson	Sept. 10, 2009	123	Joe Burns	North Carolina	Sept. 30, 2000
127	Marcus Marshall	Virginia	Nov. 19, 2016	122	David Sims	Notre Dame	Nov. 6, 1976
126	David Sims	South Carolina	Sept. 14, 1974	122	Gary Hardie	Tulane	Oct. 22, 1977
126	Joe Burns	Clemson (OT)	Sept. 29, 2001	122	Ronny Cone	William & Mary	Sept. 29, 1979
126	Robert Godhigh	Clemson	Nov. 14, 2013	122	Malcolm King	Michigan State	Dec. 31, 1985
125	Robert Lavette	NC State	Oct. 8, 1983	122	Joe Burns	Duke	Oct. 6, 2001
125	Jerry Mays	South Carolina	Oct. 15, 1988	122	Rashaun Grant	NC State	Nov. 6, 2004

**THREE 100-YARD RUSHERS, SAME GAME****AT VIRGINIA (Oct. 26, 2013)**

	ATT	YDS	AVG	TD
<b>Zach Laskey</b>	<b>16</b>	<b>133</b>	<b>8.3</b>	<b>2</b>
<b>Robert Godhigh</b>	<b>5</b>	<b>111</b>	<b>22.2</b>	<b>1</b>
<b>David Sims</b>	<b>12</b>	<b>107</b>	<b>8.9</b>	<b>2</b>

**TWO 100-YARD RUSHERS, SAME GAME****PLAYERS (YARDS)**

PLAYERS (YARDS)	OPPONENT	DATE
Leon Hardeman (129)	SMU	Oct. 4, 1952
Bill Teas (115)	Alabama	Nov. 15, 1952
Bruce Southall (107)	Navy	Nov. 18, 1972
David Sims (126)	South Carolina	Sept. 14, 1974
Eddie Lee Ivery (124)	Tulane	Oct. 22, 1977
Rodney Lee (171)	Duke	Oct. 29, 1977
Eddie Lee Ivery (112)	Georgia	Nov. 26, 1977
Robert Lavette (139)	Wake Forest	Nov. 13, 1982
Cory Collier (168)	Wake Forest	Nov. 12, 1983
Robert Lavette (109)	Georgia	Dec. 1, 1984
Jimmy Lincoln (114)	Furman	Sept. 11, 1993
William Bell (131)	Maryland	Oct. 9, 1993
Dorsey Levens (133)	NC State	Oct. 23, 1993
Dorsey Levens (106)	Baylor	Nov. 6, 1993
C.J. Williams (185)	Duke	Oct. 7, 1995
Charlie Rogers (112)	Duke	Sept. 26, 1996
Sean Gregory (105)	UCF	Sept. 18, 1999
P.J. Daniels (105)	Vanderbilt	Sept. 27, 2003
Jonathan Dwyer (138)	Samford	Sept. 8, 2007
Roddy Jones (214)	at Georgia	Nov. 29, 2008
Joshua Nesbitt (140)	Florida State	Oct. 10, 2009
Jonathan Dwyer (125)	Virginia	Oct. 24, 2009
Jonathan Dwyer (110)	Clemson	Dec. 5, 2009
Anthony Allen (115)	North Carolina	Sept. 18, 2010
Anthony Allen (195)	Virginia	Oct. 9, 2010
Orwin Smith (157)	Kansas	Sept. 17, 2011
Zach Laskey (116)	Presbyterian	Sept. 8, 2012
Orwin Smith (117)	Clemson	Oct. 6, 2012
Synjyn Days (171)	Mississippi State	Dec. 31, 2014
Marcus Marshall (143)	Virginia Tech	Nov. 12, 2015
TaQuon Marshall (249)	Tennessee (20T)	Sept. 4, 2017
KirVonte Benson (196)	Pittsburgh	Sept. 23, 2017
TaQuon Marshall (137)	North Carolina	Sept. 30, 2017
TaQuon Marshall (163)	Wake Forest	Oct. 21, 2017
TaQuon Marshall (175)	Louisville	Oct. 5, 2018
James Graham (112)	NC State	Nov. 21, 2019
Jeff Sims (108)	Duke	Nov. 28, 2020

**2022 GEORGIA TECH FOOTBALL INFORMATION GUIDE**

RECORD BOOK

INDIVIDUAL • MILESTONE PERFORMANCES

YDS	PLAYER	OPPONENT	DATE	YDS	PLAYER	OPPONENT	DATE
122	Joshua Nesbitt	Virginia Tech	Oct. 17, 2009	110	Jonathan Dwyer	Duke	Nov. 14, 2009
122	Tevin Washington	Miami	Nov. 13, 2010	110	Jonathan Dwyer	Clemson	Dec. 5, 2009
121	George Vokert	Georgia	Nov. 26, 1955	110	Embry Peoples	Kansas	Sept. 17, 2011
121	Justin Thomas	Mississippi State	Dec. 31, 2014	110	Sydney Days	at Pitt	Oct. 25, 2014
121	Matthew Jordan	Virginia Tech	Nov. 12, 2016	109	Robert Lavette	Georgia	Dec. 1, 1984
120	Michael Smith	Duke	Nov. 2, 1991	109	Joe Burns	Maryland	Nov. 18, 2000
120	Joe Burns	Virginia	Nov. 9, 2000	109	P.J. Daniels	Wake Forest	Nov. 5, 2005
120	Tevin Washington	Maryland	Oct. 8, 2011	109	P.J. Daniels	Utah	Dec. 29, 2005
120	Tobias Oliver	North Carolina	Nov. 3, 2018	109	Jonathan Dwyer	Clemson	Oct. 18, 2008
119	Sean Gregory	Virginia	Nov. 6, 1999	109	Joshua Nesbitt	Virginia	Oct. 9, 2010
119	P.J. Daniels	Syracuse	Dec. 21, 2004	108	Leon Hardman	Duke	Nov. 1, 1952
119	Tashard Choice	North Carolina	Nov. 11, 2006	108	Danny Myers	South Carolina	Sept. 14, 1974
119	Rashaun Grant	Army	Oct. 20, 2007	108	C.J. Williams	North Carolina	Oct. 14, 1995
119	Justin Thomas	Duke	Oct. 11, 2014	108	P.J. Daniels	Duke	Nov. 8, 2003
118	Cory Collier	Virginia	Nov. 3, 1983	108	Jonathan Dwyer	Boston College	Sept. 6, 2008
118	Tashard Choice	Duke	Nov. 18, 2006	108	Jeff Sims	Duke	Nov. 28, 2020
117	Bill Teas	SMU	Oct. 4, 1952	107	Jimmy Thompson	Duke	Oct. 30, 1954
117	C.J. Williams	Clemson	Nov. 12, 1994	107	Bruce Southall	Navy	Nov. 18, 1972
117	Orwin Smith	Clemson	Oct. 6, 2012	107	Eddie Lee Ivery	Tennessee	Oct. 9, 1976
116	Jerry Mays	Virginia	Sept. 17, 1988	107	Nathaniel Kelsey	Virginia	Sept. 20, 1986
116	Zach Laskey	Presbyterian	Sept. 8, 2012	107	Tashard Choice	Duke	Oct. 15, 2005
115	Bill Teas	Alabama	Nov. 15, 1952	107	Tashard Choice	Miami	Oct. 28, 2006
115	Glenn Turner	Alabama	Nov. 15, 1952	107	David Sims	Virginia	Oct. 26, 2013
115	Glenn Turner	Georgia	Nov. 29, 1952	107	TaQuon Marshall	Virginia	Nov. 17, 2018
115	Billy Williamson	Georgia	Dec. 2, 1961	106	Jerry Mays	Duke	Oct. 28, 1989
115	Anthony Allen	North Carolina	Sept. 18, 2010	106	Dorsey Levens	Baylor	Nov. 6, 1993
115	Tevin Washington	Virginia	Oct. 15, 2011	106	Joshua Nesbitt	Middle Tennessee	Oct. 16, 2010
115	Tobias Oliver	Bowling Green	Sept. 29, 2018	106	Jordan Mason	Duke	Oct. 12, 2019
114	Leon Hardeman	Tulane	Oct. 11, 1952	105	Brent Cunningham	Duke	Oct. 31, 1970
114	Bill Teas	Florida	Sept. 25, 1954	105	P.J. Daniels	Vanderbilt (OT)	Sept. 27, 2003
114	Greg Horne	Duke	Oct. 30, 1971	105	Tashard Choice	Virginia Tech	Sept. 30, 2006
114	Robert Lavette	Duke	Nov. 3, 1984	105	Jahmyr Gibbs	Syracuse	Sept. 26, 2020
114	Cory Collier	Wake Forest	Nov. 16, 1985	105	Jordan Mason	Duke	Nov. 28, 2020
114	Jimmy Lincoln	Furman	Sept. 11, 1993	104	Leon Turner	Florida	Sept. 26, 1953
114	Joe Burns	NC State	Oct. 20, 2001	104	Greg Horne	Navy	Nov. 18, 1972
114	P.J. Daniels	Duke	Oct. 16, 2004	104	Danny Myers	Tulane	Oct. 25, 1975
114	P.J. Daniels	Connecticut	Sept. 17, 2005	104	Edmund Fortier	Wake Forest	Nov. 13, 1982
113	Bill Teas	Auburn	Oct. 19, 1953	104	Malcolm King	Georgia	Dec. 1, 1984
113	Lenny Snow	Texas A&M	Sept. 17, 1966	104	William Bell	Baylor	Nov. 6, 1993
113	David Sims	Georgia	Nov. 30, 1974	104	Joshua Nesbitt	North Carolina	Sept. 18, 2010
113	Jerry Mays	Virginia	Sept. 16, 1989	104	Tevin Washington	Clemson	Oct. 6, 2012
113	Sean Gregory	NC State	Oct. 30, 1999	104	Justin Thomas	vs. Florida State	Dec. 6, 2014
113	Joe Burns	Syracuse	Aug. 26, 2001	103	Tony Head	Auburn	Oct. 18, 1975
113	P.J. Daniels	Florida State	Sept. 13, 2003	103	Donnie Davis	Duke	Oct. 7, 1995
113	TaQuon Marshall	South Florida	Sept. 8, 2018	103	C.J. Williams	Duke	Sept. 26, 1996
113	Jahmyr Gibbs	Virginia Tech	Oct. 30, 2021	103	Reggie Ball	Vanderbilt (OT)	Sept. 27, 2003
112	Bruce Southall	Boston College	Nov. 11, 1972	103	P.J. Daniels	Clemson	Sept. 11, 2004
112	David Sims	Clemson	Sept. 27, 1975	103	P.J. Daniels	North Carolina	Sept. 10, 2005
112	Rodney Lee	Auburn	Oct. 15, 1977	103	Anthony Allen	Virginia	Oct. 24, 2009
112	Eddie Lee Ivery	Georgia	Nov. 26, 1977	103	Joshua Nesbitt	Clemson	Dec. 5, 2009
112	Dorsey Levens	Furman	Sept. 11, 1993	103	Tobias Oliver	Louisville	Oct. 5, 2018
112	Charlie Rogers	Duke	Sept. 26, 1996	102	Jonathan Dwyer	Florida State	Oct. 10, 2009
112	Jonathan Dwyer	Jacksonville State	Aug. 28, 2008	102	Eddie Lee Ivery	Notre Dame	Nov. 18, 1978
112	Vad Lee	at North Carolina	Nov. 10, 2012	102	Eddie Lee Ivery	Duke	Oct. 29, 1977
112	TaQuon Marshall	Pittsburgh	Sept. 23, 2017	102	Leon Hardeman	Vanderbilt	Oct. 25, 1952
112	James Graham	NC State	Nov. 21, 2019	101	Gary Hardie	Georgia	Nov. 26, 1977
111	Eddie Lee Ivery	Duke	Sept. 9, 1978	101	John Dewberry	Clemson	Sept. 24, 1983
111	Ronny Cone	Wake Forest	Nov. 12, 1983	101	Jimmy Lincoln	Wake Forest	Nov. 16, 1991
111	Jerry Mays	North Carolina	Oct. 4, 1986	101	Sean Gregory	Clemson	Nov. 13, 1999
111	William Bell	NC State	Oct. 23, 1993	101	Vad Lee	Presbyterian	Sept. 8, 2012
111	Charles Wiley	Wake Forest	Sept. 14, 1996	101	Zach Laskey	Boston College	Oct. 20, 2012
111	Sidney Ford	Wake Forest	Oct. 14, 2000	100	Joe Hamilton	UCF	Sept. 18, 1999
111	P.J. Daniels	Auburn	Sept. 3, 2005	100	Joe Burns	NC State (OT)	Sept. 21, 2000
111	Robert Godhigh	Virginia	Oct. 26, 2013	100	P.J. Daniels	Clemson	Oct. 29, 2005
111	David Sims	Alabama A&M	Nov. 23, 2013	100	Tashard Choice	Wake Forest	Dec. 2, 2006
110	Bill Teas	Georgia	Nov. 29, 1952	100	Robert Godhigh	North Carolina	Sept. 21, 2013
110	Floyd Faucette	Clemson	Nov. 8, 1958	100	David Sims	Georgia (OT)	Nov. 30, 2013
110	Lenny Snow	Florida	Jan. 2, 1967				
110	Tashard Choice	Samford	Sept. 8, 2007				



**100-YARD RUSHING GAMES (BY DATE)**

YDS	PLAYER	OPPONENT	DATE	YDS	PLAYER	OPPONENT	DATE
199	Eddie Prokop	vs. Tulsa	Jan. 1, 1944	122	Ronny Cone	William & Mary	Sept. 29, 1979
168	Bobby North	Auburn	Oct. 15, 1949	168	Robert Lavette	North Carolina	Oct. 3, 1981
129	Leon Hardeman	SMU	Oct. 4, 1952	197	Robert Lavette	Navy	Nov. 14, 1981
117	Bill Teas	SMU	Oct. 4, 1952	148	Robert Lavette	The Citadel	Sept. 18, 1982
114	Leon Hardeman	Tulane	Oct. 11, 1952	148	Robert Lavette	Memphis	Sept. 25, 1982
102	Leon Hardeman	Vanderbilt	Oct. 25, 1952	145	Robert Lavette	Tulane	Oct. 9, 1982
108	Leon Hardman	Duke	Nov. 1, 1952	139	Robert Lavette	Tennessee	Oct. 23, 1982
115	Bill Teas	Alabama	Nov. 15, 1952	136	Robert Lavette	Virginia	Nov. 6, 1982
115	Glenn Turner	Alabama	Nov. 15, 1952	139	Robert Lavette	Wake Forest	Nov. 13, 1982
115	Glenn Turner	Georgia	Nov. 29, 1952	104	Edmund Fortier	Wake Forest	Nov. 13, 1982
110	Bill Teas	Georgia	Nov. 29, 1952	203	Robert Lavette	Georgia	Nov. 27, 1982
104	Glenn Turner	Florida	Sept. 26, 1953	101	John Dewberry	Clemson	Sept. 24, 1983
113	Bill Teas	Auburn	Oct. 19, 1953	141	Robert Lavette	North Carolina	Oct. 1, 1983
114	Bill Teas	Florida	Sept. 25, 1954	125	Robert Lavette	NC State	Oct. 8, 1983
128	Bill Teas	LSU	Oct. 9, 1954	118	Cory Collier	Virginia	Nov. 3, 1983
107	Jimmy Thompson	Duke	Oct. 30, 1954	168	Cory Collier	Wake Forest	Nov. 12, 1983
121	George Vokert	Georgia	Nov. 26, 1955	111	Ronny Cone	Wake Forest	Nov. 12, 1983
110	Floyd Faucette	Clemson	Nov. 8, 1958	158	Robert Lavette	Georgia	Nov. 26, 1983
115	Billy Williamson	Georgia	Dec. 2, 1961	128	Robert Lavette	Alabama	Sept. 15, 1984
123	Ray Mendheim	Auburn	Oct. 19, 1963	158	Robert Lavette	The Citadel	Sept. 22, 1984
130	Lenny Snow	Clemson	Oct. 2, 1965	161	Robert Lavette	Virginia	Oct. 13, 1984
136	Lenny Snow	vs. Texas Tech	Dec. 31, 1965	149	Robert Lavette	Tennessee	Oct. 27, 1984
113	Lenny Snow	Texas A&M	Sept. 17, 1966	114	Robert Lavette	Duke	Nov. 3, 1984
141	Lenny Snow	Clemson	Oct. 1, 1966	109	Robert Lavette	Georgia	Dec. 1, 1984
131	Lenny Snow	Virginia	Nov. 5, 1966	104	Malcolm King	Georgia	Dec. 1, 1984
110	Lenny Snow	Florida	Jan. 2, 1967	123	Jerry Mays	North Carolina	Oct. 5, 1985
190	Brent Cunningham	Duke	Nov. 1, 1969	206	Jerry Mays	Western Carolina	Oct. 12, 1985
217	Brent Cunningham	Clemson	Oct. 3, 1970	114	Cory Collier	Wake Forest	Nov. 16, 1985
154	Brent Cunningham	Duke	Oct. 31, 1970	122	Malcolm King	vs. Michigan State	Dec. 31, 1985
142	Brent Cunningham	Navy	Nov. 7, 1970	107	Nathaniel Kelsey	Virginia	Sept. 20, 1986
114	Greg Home	Duke	Oct. 30, 1971	111	Jerry Mays	North Carolina	Oct. 4, 1986
130	Rob Healy	Georgia	Nov. 25, 1971	188	Jerry Mays	NC State	Oct. 11, 1986
112	Bruce Southall	Boston College	Nov. 11, 1972	134	Richard Hills	Indiana State	Oct. 10, 1987
107	Bruce Southall	Navy	Nov. 18, 1972	116	Jerry Mays	Virginia	Sept. 17, 1988
104	Greg Home	Navy	Nov. 18, 1972	125	Jerry Mays	South Carolina	Oct. 15, 1988
126	David Sims	South Carolina	Sept. 14, 1974	157	Jerry Mays	North Carolina	Oct. 22, 1988
108	Danny Myers	South Carolina	Sept. 14, 1974	151	Jerry Mays	VMI	Nov. 5, 1988
123	David Sims	Pittsburgh	Sept. 21, 1974	113	Jerry Mays	Virginia	Sept. 16, 1989
141	Adrian Rucker	Virginia	Oct. 5, 1974	139	Jerry Mays	South Carolina	Sept. 23, 1989
134	David Sims	North Carolina	Oct. 12, 1974	136	Jerry Mays	Maryland	Oct. 7, 1989
113	David Sims	Georgia	Nov. 30, 1974	169	Jerry Mays	North Carolina	Oct. 21, 1989
132	David Sims	Miami	Sept. 20, 1975	106	Jerry Mays	Duke	Oct. 28, 1989
112	David Sims	Clemson	Sept. 27, 1975	135	Jerry Mays	Wake Forest	Nov. 18, 1989
151	David Sims	VMI	Oct. 11, 1975	207	Jerry Mays	Georgia	Dec. 2, 1989
103	Tony Head	Auburn	Oct. 18, 1975	123	William Bell	North Carolina	Oct. 20, 1990
104	Danny Myers	Tulane	Oct. 25, 1975	166	William Bell	Duke	Oct. 27, 1990
124	Bucky Shamburger	Duke	Nov. 1, 1975	128	William Bell	Georgia	Dec. 1, 1990
123	Eddie Lee Ivery	Virginia	Oct. 2, 1976	127	William Bell	Nebraska	Jan. 1, 1991
107	Eddie Lee Ivery	Tennessee	Oct. 9, 1976	120	Michael Smith	Duke	Nov. 2, 1991
122	David Sims	Notre Dame	Nov. 6, 1976	101	Jimmy Lincoln	Wake Forest	Nov. 16, 1991
142	Eddie Lee Ivery	South Carolina	Sept. 10, 1977	229	Jimmy Lincoln	Virginia	Sept. 19, 1991
137	Rodney Lee	Tennessee	Oct. 8, 1977	114	Jimmy Lincoln	Furman	Sept. 11, 1993
112	Rodney Lee	Auburn	Oct. 15, 1977	112	Dorsey Levens	Furman	Sept. 11, 1993
124	Eddie Lee Ivery	Tulane	Oct. 22, 1977	131	William Bell	Maryland	Oct. 9, 1993
122	Gary Hardie	Tulane	Oct. 22, 1977	130	Dorsey Levins	Maryland	Oct. 9, 1993
171	Rodney Lee	Duke	Oct. 29, 1977	133	Dorsey Levens	NC State	Oct. 23, 1993
102	Eddie Lee Ivery	Duke	Oct. 29, 1977	111	William Bell	NC State	Oct. 23, 1993
112	Eddie Lee Ivery	Georgia	Nov. 26, 1977	106	Dorsey Levens	Baylor	Nov. 6, 1993
101	Gary Hardie	Georgia	Nov. 26, 1977	104	William Bell	Baylor	Nov. 6, 1993
111	Eddie Lee Ivery	Duke	Sept. 9, 1978	141	Dorsey Levens	Wake Forest	Nov. 13, 1993
157	Eddie Lee Ivery	South Carolina	Oct. 7, 1978	117	C.J. Williams	Clemson	Nov. 12, 1994
166	Eddie Lee Ivery	Miami	Oct. 14, 1978	206	C.J. Williams	Wake Forest	Nov. 19, 1994
127	Eddie Lee Ivery	Auburn	Oct. 21, 1978	151	C.J. Williams	Furman	Sept. 2, 1995
146	Eddie Lee Ivery	Florida	Oct. 28, 1978	154	C.J. Williams	Arizona	Sept. 7, 1995
356	Eddie Lee Ivery	Air Force	Nov. 11, 1978	166	C.J. Williams	Maryland	Sept. 28, 1995
102	Eddie Lee Ivery	Notre Dame	Nov. 18, 1978	185	C.J. Williams	Duke	Oct. 7, 1995
160	Eddie Lee Ivery	Georgia	Dec. 2, 1978	103	Donnie Davis	Duke	Oct. 7, 1995

**2022 GEORGIA TECH FOOTBALL INFORMATION GUIDE**

RECORD BOOK

INDIVIDUAL • MILESTONE PERFORMANCES

YDS	PLAYER	OPPONENT	DATE	YDS	PLAYER	OPPONENT	DATE
108	C.J. Williams	North Carolina	Oct. 14, 1995	134	Tashard Choice	Georgia	Nov. 24, 2007
143	C.J. Williams	NC State	Nov. 11, 1995	112	Jonathan Dwyer	Jacksonville State	Aug. 28, 2008
147	C.J. Williams	NC State	Sept. 7, 1996	108	Jonathan Dwyer	Boston College	Sept. 6, 2008
111	Charles Wiley	Wake Forest	Sept. 14, 1996	151	Joshua Nesbitt	Virginia Tech	Sept. 13, 2008
112	Charlie Rogers	Duke	Sept. 26, 1996	141	Jonathan Dwyer	Mississippi State	Sept. 20, 2008
103	C.J. Williams	Duke	Sept. 26, 1996	159	Jonathan Dwyer	Duke	Oct. 4, 2008
125	Charles Wiley	Duke	Nov. 15, 1997	109	Jonathan Dwyer	Clemson	Oct. 18, 2008
179	Joe Burns	Maryland	Oct. 31, 1998	145	Jonathan Dwyer	Florida State	Nov. 1, 2008
150	Sean Gregory	UCF	Sept. 18, 1999	157	Jonathan Dwyer	North Carolina	Nov. 8, 2008
100	Joe Hamilton	UCF	Sept. 18, 1999	128	Jonathan Dwyer	Miami	Nov. 20, 2008
113	Sean Gregory	NC State	Oct. 30, 1999	214	Roddy Jones	Georgia	Nov. 29, 2008
119	Sean Gregory	Virginia	Nov. 6, 1999	144	Jonathan Dwyer	Georgia	Nov. 29, 2008
101	Sean Gregory	Clemson	Nov. 13, 1999	127	Anthony Allen	Clemson	Sept. 10, 2009
100	Joe Burns	NC State (OT)	Sept. 21, 2000	158	Jonathan Dwyer	North Carolina	Sept. 26, 2009
123	Joe Burns	North Carolina	Sept. 30, 2000	140	Joshua Nesbitt	Florida State	Oct. 10, 2009
111	Sidney Ford	Wake Forest	Oct. 14, 2000	102	Jonathan Dwyer	Florida State	Oct. 10, 2009
120	Joe Burns	Virginia	Nov. 9, 2000	122	Joshua Nesbitt	Virginia Tech	Oct. 17, 2009
109	Joe Burns	Maryland	Nov. 18, 2000	125	Jonathan Dwyer	Virginia	Oct. 24, 2009
113	Joe Burns	Syracuse	Aug. 26, 2001	103	Anthony Allen	Virginia	Oct. 24, 2009
129	Sidney Ford	Navy	Sept. 8, 2001	186	Jonathan Dwyer	Vanderbilt	Oct. 31, 2009
126	Joe Burns	Clemson (OT)	Sept. 29, 2001	189	Jonathan Dwyer	Wake Forest (OT)	Nov. 7, 2009
122	Joe Burns	Duke	Oct. 6, 2001	110	Jonathan Dwyer	Duke	Nov. 14, 2009
114	Joe Burns	NC State	Oct. 20, 2001	103	Joshua Nesbitt	Clemson	Dec. 5, 2009
198	Joe Burns	North Carolina	Nov. 1, 2001	110	Jonathan Dwyer	Clemson	Dec. 5, 2009
145	Joe Burns	Wake Forest	Nov. 17, 2001	130	Joshua Nesbitt	South Carolina State	Sept. 4, 2010
153	Tony Hollings	Vanderbilt	Aug. 31, 2002	115	Anthony Allen	North Carolina	Sept. 18, 2010
144	Tony Hollings	Connecticut	Sept. 7, 2002	104	Joshua Nesbitt	North Carolina	Sept. 18, 2010
147	Tony Hollings	Clemson	Sept. 14, 2002	195	Anthony Allen	Virginia	Oct. 9, 2010
189	Tony Hollings	BYU	Sept. 21, 2002	109	Joshua Nesbitt	Virginia	Oct. 9, 2010
136	Ajenavi Eziemefie	North Carolina	Sept. 28, 2002	106	Joshua Nesbitt	Middle Tennessee	Oct. 16, 2010
113	P.J. Daniels	Florida State	Sept. 13, 2003	125	Anthony Allen	Virginia Tech	Nov. 4, 2010
105	P.J. Daniels	Vanderbilt (OT)	Sept. 27, 2003	122	Tevin Washington	Miami	Nov. 13, 2010
103	Reggie Ball	Vanderbilt (OT)	Sept. 27, 2003	165	Anthony Allen	Duke	Nov. 20, 2010
175	P.J. Daniels	Wake Forest	Oct. 11, 2003	166	Anthony Allen	Georgia	Nov. 27, 2010
108	P.J. Daniels	Duke	Nov. 8, 2003	131	Tevin Washington	vs. Air Force	Dec. 27, 2010
240	P.J. Daniels	North Carolina	Nov. 15, 2003	157	Orwin Smith	Kansas	Sept. 17, 2011
307	P.J. Daniels	Tulsa	Jan. 4, 2004	110	Embry Peoples	Kansas	Sept. 17, 2011
169	P.J. Daniels	Samford	Sept. 4, 2004	120	Tevin Washington	Maryland	Oct. 8, 2011
103	P.J. Daniels	Clemson	Sept. 11, 2004	115	Tevin Washington	Virginia	Oct. 15, 2011
114	P.J. Daniels	Duke	Oct. 16, 2004	176	Tevin Washington	Clemson	Oct. 29, 2011
122	Rashaun Grant	NC State	Nov. 6, 2004	136	Tevin Washington	Duke	Nov. 19, 2011
119	P.J. Daniels	Syracuse	Dec. 21, 2004	138	Preston Lyons	Utah (OT)	Dec. 31, 2011
111	P.J. Daniels	Auburn	Sept. 3, 2005	116	Zach Laskey	Presbyterian	Sept. 8, 2012
103	P.J. Daniels	North Carolina	Sept. 10, 2005	101	Vad Lee	Presbyterian	Sept. 8, 2012
114	P.J. Daniels	Connecticut	Sept. 17, 2005	137	Orwin Smith	Virginia	Sept. 15, 2012
107	Tashard Choice	Duke	Oct. 15, 2005	117	Orwin Smith	Clemson	Oct. 6, 2012
100	P.J. Daniels	Clemson	Oct. 29, 2005	104	Tevin Washington	Clemson	Oct. 6, 2012
109	P.J. Daniels	Wake Forest	Nov. 5, 2005	101	Zach Laskey	Boston College	Oct. 20, 2012
109	P.J. Daniels	Utah	Dec. 29, 2005	112	Vad Lee	at North Carolina	Nov. 10, 2012
130	Reggie Ball	Troy	Sept. 16, 2006	100	Robert Godhigh	North Carolina	Sept. 21, 2013
105	Tashard Choice	Virginia Tech	Sept. 30, 2006	133	Zach Laskey	Virginia	Oct. 26, 2013
138	Tashard Choice	Maryland	Oct. 7, 2006	111	Robert Godhigh	Virginia	Oct. 26, 2013
107	Tashard Choice	Miami	Oct. 28, 2006	107	David Sims	Virginia	Oct. 26, 2013
164	Tashard Choice	NC State	Nov. 4, 2006	126	Robert Godhigh	Clemson	Nov. 14, 2013
119	Tashard Choice	North Carolina	Nov. 11, 2006	111	David Sims	Alabama A&M	Nov. 23, 2013
118	Tashard Choice	Duke	Nov. 18, 2006	100	David Sims	Georgia (OT)	Nov. 30, 2013
146	Tashard Choice	Georgia	Nov. 25, 2006	137	Justin Thomas	Georgia Southern	Sept. 13, 2014
100	Tashard Choice	vs. Wake Forest	Dec. 2, 2006	165	Justin Thomas	at Virginia Tech	Sept. 20, 2014
169	Tashard Choice	vs. West Virginia	Jan. 1, 2007	133	Zach Laskey	Miami	Oct. 4, 2014
196	Tashard Choice	Notre Dame	Sept. 1, 2007	119	Justin Thomas	Duke	Oct. 11, 2014
138	Jonathan Dwyer	Samford	Sept. 8, 2007	110	Synjyn Days	at Pitt	Oct. 25, 2014
110	Tashard Choice	Samford	Sept. 8, 2007	147	Synjyn Days	Virginia	Nov. 1, 2014
145	Tashard Choice	Clemson	Sept. 29, 2007	157	Synjyn Days	at NC State	Nov. 8, 2014
135	Tashard Choice	Maryland	Oct. 6, 2007	140	Zach Laskey	at Georgia	Nov. 29, 2014
204	Tashard Choice	Miami	Oct. 13, 2007	104	Justin Thomas	vs. Florida State	Dec. 6, 2014
119	Rashaun Grant	Army	Oct. 20, 2007	171	Synjyn Days	vs. Mississippi State	Dec. 31, 2014
170	Tashard Choice	Duke	Nov. 10, 2007	121	Justin Thomas	vs. Mississippi State	Dec. 31, 2014
142	Tashard Choice	North Carolina	Nov. 17, 2007	184	Marcus Marshall	Alcorn State	Sept. 3, 2015

YDS	PLAYER	OPPONENT	DATE	YDS	PLAYER	OPPONENT	DATE
159	Marcus Marshall	Pittsburgh	Oct. 17, 2015	454	George Godsey	Clemson	Oct. 28, 2000
195	Justin Thomas	Duke	Oct. 29, 2016	416	Darrell Gast	Duke	Oct. 31, 1987
132	Dedrick Mills	North Carolina	Nov. 5, 2016	387	Joe Hamilton	Florida State	Sept. 11, 1999
143	Marcus Marshall	Virginia Tech	Nov. 12, 2016	387	Joe Hamilton	Maryland	Sept. 30, 1999
121	Matthew Jordan	Virginia Tech	Nov. 12, 2016	371	Eddie McAshan	Rice	Sept. 30, 1972
127	Marcus Marshall	Virginia Tech	Nov. 19, 2016	361	Mike Kelley	Navy	Nov. 17, 1979
169	Dedrick Mills	Kentucky	Dec. 31, 2016	359	Jeff Sims	Pittsburgh	Oct. 2, 2021
249	TaQuon Marshall	Tennessee (20T)	Sept. 4, 2017	354	George Godsey	Maryland	Nov. 18, 2000
124	KirVonte Benson	Tennessee (20T)	Sept. 4, 2017	341	Joe Hamilton	Georgia (OT)	Nov. 27, 1999
196	KirVonte Benson	Pittsburgh	Sept. 23, 2017	337	Joe Hamilton	Virginia	Nov. 8, 1997
112	TaQuon Marshall	Pittsburgh	Sept. 23, 2017	333	Mike Kelley	Georgia	Nov. 29, 1980
137	TaQuon Marshall	North Carolina	Sept. 30, 2017	333	George Godsey	Wake Forest	Oct. 14, 2000
137	KirVonte Benson	North Carolina	Sept. 30, 2017	326	Taylor Bennett	West Virginia	Jan. 1, 2007
163	TaQuon Marshall	Wake Forest	Oct. 21, 2017	324	Joe Hamilton	Duke	Oct. 16, 1999
136	KirVonte Benson	Wake Forest	Oct. 21, 2017	323	George Godsey	Virginia	Nov. 9, 2000
129	KirVonte Benson	Clemson	Oct. 28, 2017	322	Joe Hamilton	Clemson	Nov. 13, 1999
143	TaQuon Marshall	Virginia	Nov. 4, 2017	320	George Godsey	Maryland (OT)	Oct. 11, 2001
140	TaQuon Marshall	Duke	Nov. 18, 2017	320	Reggie Ball	North Carolina	Sept. 10, 2005
113	TaQuon Marshall	South Florida	Sept. 8, 2018	319	Kim King	Virginia	Nov. 13, 1965
103	TaQuon Marshall	Pitt	Sept. 15, 2018	317	Rick Strom	The Citadel	Sept. 12, 1987
115	Tobias Oliver	Bowling Green	Sept. 29, 2018	313	Tommy Luginbill	North Carolina	Oct. 8, 1994
175	TaQuon Marshall	Louisville	Oct. 5, 2018	310	Tommy Luginbill	Virginia	Oct. 15, 1994
215	Tobias Oliver	Virginia Tech	Oct. 25, 2018	309	Taylor Bennett	Maryland	Oct. 6, 2007
120	Tobias Oliver	North Carolina	Nov. 3, 2018	305	Shawn Jones	Georgia	Nov. 28, 1992
107	TaQuon Marshall	Virginia	Nov. 17, 2018	303	Joe Hamilton	North Carolina	Sept. 26, 1998
106	Jordan Mason	Duke	Oct. 12, 2019	300	Jeff Sims	Virginia	Oct. 23, 2021
141	Jordan Mason	Miami	Oct. 19, 2019				
141	Jordan Mason	NC State	Nov. 21, 2019				
112	James Graham	NC State	Nov. 21, 2019				
105	Jahmyr Gibbs	Syracuse	Sept. 26, 2020				
108	Jeff Sims	Duke	Nov. 28, 2020				
105	Jordan Mason	Duke	Nov. 28, 2020				
128	Jeff Sims	North Carolina	Sept. 25, 2021				
132	Jahmyr Gibbs	Virginia	Oct. 23, 2021				
113	Jahmyr Gibbs	Virginia Tech	Oct. 30, 2021				

**300-YARD PASSING GAMES (BY DATE)**

YDS	PLAYER	OPPONENT	DATE
319	Kim King	Virginia	Nov. 13, 1965
371	Eddie McAshan	Rice	Sept. 30, 1972
361	Mike Kelley	Navy	Nov. 17, 1979
333	Mike Kelley	Georgia	Nov. 29, 1980
317	Rick Strom	The Citadel	Sept. 12, 1987
416	Darrell Gast	Duke	Oct. 31, 1987
305	Shawn Jones	Georgia	Nov. 28, 1992
313	Tommy Luginbill	North Carolina	Oct. 8, 1994
310	Tommy Luginbill	Virginia	Oct. 15, 1994
337	Joe Hamilton	Virginia	Nov. 8, 1997
303	Joe Hamilton	North Carolina	Sept. 26, 1998
387	Joe Hamilton	Florida State	Sept. 11, 1999
387	Joe Hamilton	Maryland	Sept. 30, 1999
324	Joe Hamilton	Duke	Oct. 16, 1999
322	Joe Hamilton	Clemson	Nov. 13, 1999
341	Joe Hamilton	Georgia (OT)	Nov. 27, 1999
333	George Godsey	Wake Forest	Oct. 14, 2000
454	George Godsey	Clemson	Oct. 28, 2000
323	George Godsey	Virginia	Nov. 9, 2000
354	George Godsey	Maryland	Nov. 18, 2000
320	George Godsey	Maryland (OT)	Oct. 11, 2001
486	George Godsey	Virginia	Nov. 10, 2001
320	Reggie Ball	North Carolina	Sept. 10, 2005
326	Taylor Bennett	West Virginia	Jan. 1, 2007
309	Taylor Bennett	Maryland	Oct. 6, 2007
359	Jeff Sims	Pittsburgh	Oct. 2, 2021
200	Jeff Sims	Virginia	Oct. 23, 2021

**PASSING****300-YARD PASSING GAMES (BY YARDS)**

YDS	PLAYER	OPPONENT	DATE
486	George Godsey	Virginia	Nov. 10, 2001

**PLAYERS WITH 100 YARDS RUSHING & PASSING****SAME GAME**

PLAYER	R / P	OPPONENT	DATE
Donnie Davis	103 / 206	at Duke	Oct. 7, 1995
Joe Hamilton	100 / 161	Central Florida	Sept. 18, 1999
Reggie Ball	103 / 108	at Vanderbilt (OT)	Sept. 27, 2003
Reggie Ball	130 / 164	Troy	Sept. 16, 2006
Joshua Nesbitt	151 / 109	Virginia Tech	Sept. 13, 2008
Joshua Nesbitt	103 / 136	vs. Clemson	Dec. 5, 2009
Joshua Nesbitt	140 / 131	Florida State	Oct. 10, 2009
Tevin Washington	122 / 101	Miami	Nov. 13, 2010
Tevin Washington	120 / 114	Maryland	Oct. 8, 2011
Tevin Washington	136 / 185	at Duke	Nov. 19, 2011
Tevin Washington	104 / 144	Clemson	Oct. 6, 2012
Vad Lee	112 / 169	at North Carolina	Nov. 10, 2012
Justin Thomas	137 / 188	Georgia Southern	Sept. 13, 2014
Justin Thomas	165 / 125	at Virginia Tech	Sept. 20, 2014
Justin Thomas	104 / 134	vs. Florida State	Dec. 6, 2014
Justin Thomas	121 / 125	vs. Miss. State	Dec. 31, 2014
Justin Thomas	195 / 264	Duke	Oct. 29, 2016
TaQuon Marshall	249 / 120	vs. Tennessee (20T)	Sept. 4, 2017
TaQuon Marshall	143 / 179	at Virginia	Nov. 4, 2017
TaQuon Marshall	183 / 113	at USF	Sept. 8, 2018
James Graham	112 / 129	vs. NC State	Nov. 21, 2019
Jeff Sims	108 / 146	vs. Duke	Nov. 28, 2020

**RECEIVING****100-YARD RECEIVING GAMES (BY YARDS)**

YDS	PLAYER	OPPONENT	DATE
243	Dez White	Virginia	Oct. 17, 1998
230	Demaryius Thomas	Duke	Oct. 4, 2008
223	Derrick Steagall	Virginia	Nov. 8, 1997
215	Dez White	Maryland	Sept. 30, 1999



YDS	PLAYER	OPPONENT	DATE	YDS	PLAYER	OPPONENT	DATE
103	Bill Sennett	Tulane	Sept. 18, 1954	100	Dez White	Miami	Jan. 1, 2000
115	Billy Williamson	Georgia	Dec. 2, 1961	147	Kelly Campbell	Wake Forest	Oct. 14, 2000
102	Billy Williamson	Penn State	Dec. 30, 1961	127	Kelly Campbell	Duke	Oct. 21, 2000
112	Billy Martin	Florida State	Nov. 9, 1963	209	Kelly Campbell	Clemson	Oct. 28, 2000
171	Craig Baynham	Virginia	Nov. 13, 1965	147	Kerry Watkins	Maryland	Nov. 18, 2000
126	Gary Williams	Georgia	Nov. 27, 1965	193	Kelly Campbell	Syracuse	Aug. 26, 2001
144	John Sias	TCU	Sept. 30, 1967	108	Jonathan Smith	The Citadel	Sept. 1, 2001
148	John Sias	Tennessee	Oct. 14, 1967	108	Kelly Campbell	Maryland (OT)	Oct. 11, 2001
101	John Sias	Miami	Sept. 28, 1968	172	Will Glover	Virginia	Nov. 10, 2001
103	John Sias	Auburn	Oct. 19, 1968	161	Kerry Watkins	Virginia	Nov. 10, 2001
100	John Sias	Tulane	Oct. 26, 1968	155	Will Glover	Wake Forest	Nov. 17, 2001
143	John Sias	Duke	Nov. 2, 1968	106	Kelly Campbell	Stanford	Dec. 27, 2001
198	John Sias	Navy	Nov. 9, 1968	139	Kerry Watkins	Clemson	Sept. 14, 2002
132	Steve Harkey	South Carolina	Sept. 12, 1970	102	Kerry Watkins	Wake Forest	Oct. 5, 2002
138	Jimmy Robinson	Michigan State	Sept. 23, 1972	127	Kerry Watkins	Maryland	Oct. 17, 2002
146	Jimmy Robinson	Rice	Sept. 30, 1972	121	Jonathan Smith	BYU	Aug. 28, 2003
131	Mark Fields	Rice	Sept. 30, 1972	170	Jonathan Smith	Clemson	Sept. 20, 2003
113	Jimmy Robinson	South Carolina	Sept. 15, 1973	155	Jonathan Smith	NC State	Oct. 4, 2003
111	Kris Kentera	Auburn	Oct. 20, 1979	194	Jonathan Smith	Wake Forest	Oct. 11, 2003
120	Jimmy Robinson	Tulane	Oct. 27, 1973	104	Jonathan Smith	Duke	Nov. 8, 2003
154	Drew Hill	Duke	Sept. 9, 1978	108	Jonathan Smith	Georgia	Nov. 29, 2003
164	Drew Hill	Notre Dame	Nov. 18, 1978	127	Calvin Johnson	Clemson	Sept. 11, 2004
121	Leon Chadwick	Notre Dame	Oct. 6, 1979	100	Levon Thomas	Clemson	Sept. 11, 2004
203	Kris Kentera	Navy	Nov. 17, 1979	131	Calvin Johnson	Connecticut	Nov. 13, 2004
122	Marlon Heggs	Tulane	Oct. 25, 1980	108	Calvin Johnson	Virginia	Nov. 20, 2004
105	Marlon Heggs	Georgia	Nov. 29, 1980	105	Nate Curry	Syracuse	Dec. 21, 2004
112	Ken Whisenhunt	Duke	Nov. 3, 1984	131	Damarius Bilbo	North Carolina	Sept. 10, 2005
122	Gary Lee	Georgia	Nov. 29, 1986	114	Calvin Johnson	North Carolina	Sept. 10, 2005
107	Greg Lester	Auburn	Oct. 17, 1987	123	Calvin Johnson	Virginia Tech	Sept. 24, 2005
193	Greg Lester	Duke	Oct. 31, 1987	130	Calvin Johnson	NC State	Oct. 6, 2005
119	Bobby Rodriguez	Georgia	Dec. 1, 1990	103	Damarius Bilbo	Utah	Dec. 29, 2005
107	Greg Lester	Boston College	Sept. 14, 1991	111	Calvin Johnson	Notre Dame	Sept. 2, 2006
112	Keenan Walker	NC State	Oct. 3, 1992	165	Calvin Johnson	Virginia	Sept. 21, 2006
176	Jason McGill	Maryland	Oct. 10, 1992	115	Calvin Johnson	Virginia Tech	Sept. 30, 2006
112	Bobby Rodriguez	Wake Forest	Nov. 14, 1992	133	Calvin Johnson	Maryland	Oct. 7, 2006
102	Derrick Steagall	Furman	Sept. 11, 1993	168	Calvin Johnson	NC State	Nov. 4, 2006
116	Charlie Simmons	Duke	Oct. 30, 1993	117	Calvin Johnson	Wake Forest	Dec. 2, 2006
105	Derrick Steagall	Wake Forest	Nov. 13, 1993	186	Calvin Johnson	West Virginia	Jan. 1, 2007
126	Harvey Middleton	Duke	Oct. 7, 1995	139	Demaryius Thomas	Maryland	Oct. 6, 2007
129	Harvey Middleton	Duke	Sept. 26, 1996	136	James Johnson	Virginia Tech	Nov. 1, 2007
106	Harvey Middleton	Clemson	Oct. 19, 1996	155	Greg Smith	North Carolina	Nov. 17, 2007
142	Charlie Rogers	UCF	Oct. 26, 1996	230	Demaryius Thomas	Duke	Oct. 4, 2008
113	Mike Sheridan	Maryland	Nov. 11, 1996	101	Demaryius Thomas	Jacksonville State	Sept. 5, 2009
107	Harvey Middleton	Navy	Nov. 23, 1996	133	Demaryius Thomas	Miami	Sept. 17, 2009
107	Harvey Middleton	Wake Forest	Sept. 20, 1997	174	Demaryius Thomas	Mississippi State	Oct. 3, 2009
105	Harvey Middleton	Clemson	Sept. 27, 1997	117	Embry Peeples	Vanderbilt	Oct. 31, 2009
111	Harvey Middleton	NC State	Oct. 11, 1997	127	Demaryius Thomas	Georgia	Nov. 28, 2009
223	Derrick Steagall	Virginia	Nov. 8, 1997	181	Stephen Hill	Western Carolina	Sept. 1, 2011
125	Derrick Steagall	Duke	Nov. 15, 1997	126	Stephen Hill	Middle Tennessee	Sept. 10, 2011
106	Harvey Middleton	Duke	Nov. 15, 1997	108	Orwin Smith	Kansas	Sept. 17, 2011
109	Harvey Middleton	Maryland	Nov. 22, 1997	151	Stephen Hill	North Carolina	Sept. 24, 2011
140	Harvey Middleton	Georgia	Nov. 29, 1997	103	Robert Godhigh	Clemson	Nov. 14, 2013
112	Derrick Steagall	West Virginia	Dec. 29, 1997	132	DeAndre Smelter	Wofford	Aug. 30, 2014
171	Dez White	North Carolina	Sept. 26, 1998	106	DeAndre Smelter	Georgia Southern	Sept. 13, 2014
110	Dez White	Duke	Oct. 3, 1998	101	DeAndre Smelter	at Virginia Tech	Sept. 20, 2014
243	Dez White	Virginia	Oct. 17, 1998	107	DeAndre Smelter	Virginia	Nov. 1, 2014
129	Dez White	Notre Dame	Jan. 1, 1999	114	Darren Waller	vs. Mississippi State	Dec. 31, 2014
141	Kelly Campbell	Florida State	Sept. 11, 1999	103	Ricky Jeune	Virginia	Oct. 31, 2015
114	Dez White	Florida State	Sept. 11, 1999	111	Clinton Lynch	South Florida	Sept. 8, 2018
215	Dez White	Maryland	Sept. 30, 1999	105	Adonias Sanders	NC State	Dec. 5, 2020
203	Kelly Campbell	North Carolina (OT)	Oct. 9, 1999	125	Jahmyr Gibbs	Pittsburgh	Oct. 2, 2021
190	Kelly Campbell	Duke	Oct. 16, 1999				
135	Kelly Campbell	Clemson	Nov. 13, 1999				
165	Dez White	Georgia (OT)	Nov. 27, 1999				



**PLAYERS WITH RUSHING & RECEIVING TOUCHDOWNS, SAME GAME**

PLAYER	OPPONENT	DATE
Stanley Flowers	Georgia	Dec. 1, 1956
Taz Anderson	Tennessee	Oct. 10, 1959
Chuck Graning	Kentucky	Sept. 17, 1960
Billy Williamson	Georgia	Dec. 2, 1961
Brent Cunningham	Miami	Sept. 26, 1970
Brent Cunningham	Duke	Oct. 31, 1970
Thomas Lang	Tulane	Oct. 23, 1971
Steven Raible	Florida State	Oct. 4, 1975
Drew Hill	Auburn	Oct. 15, 1977
Robert Lavette	Georgia	Nov. 26, 1983
Jerry Mays	Auburn	Oct. 19, 1985
Cory Collier	Wake Forest	Nov. 16, 1985
Malcolm King	The Citadel	Sept. 12, 1987
Howard Edwards	VMI	Nov. 5, 1988
Jerry Mays	NC State	Sept. 9, 1989
Jerry Mays	Clemson	Oct. 14, 1989
Jerry Mays	Wake Forest	Nov. 18, 1989
Jerry Mays	Georgia	Dec. 2, 1989
William Bell	Chattanooga	Sept. 22, 1990
Jerry Gilchrist	Virginia	Nov. 3, 1990
Bobby Rodriguez	Wake Forest	Nov. 17, 1990
William Bell	Nebraska	Jan. 1, 1991
Dorsey Levens	Baylor	Nov. 6, 1993
C.J. Williams	NC State	Nov. 11, 1995
C.J. Williams	NC State	Sept. 7, 1996
Charlie Rogers	UCF	Oct. 26, 1996
Kelly Campbell	NC State	Oct. 30, 1999
Joe Burns	North Carolina	Sept. 30, 2000
Kelly Campbell	Duke	Oct. 21, 2000
Kelly Campbell	Virginia	Nov. 9, 2000
Kelly Campbell	Stanford	Dec. 27, 2001
P.J. Daniels	Samford	Sept. 4, 2004
Calvin Johnson	Syracuse	Dec. 21, 2004
Roddy Jones	Kansas	Sept. 17, 2011
Orwin Smith	Kansas	Sept. 17, 2011
Robert Godhigh	at North Carolina	Nov. 10, 2012
David Sims	Elon	Aug. 31, 2013
DeAndre Smelter	at North Carolina	Oct. 18, 2014
Qua Searcy	Tulane	Sept. 12, 2015
Patrick Skov	at Notre Dame	Sept. 19, 2015
Clinton Lynch	at Virginia	Oct. 31, 2015
Jahmyr Gibbs	UCF	Sept. 19, 2020
Jahmyr Gibbs	Louisville	Oct. 9, 2020
Ahmarean Brown	Boston College	Oct. 24, 2020
Jahmyr Gibbs	Miami (Fl.)	Nov. 6, 2021

**TWO 100-YARD RECEIVERS, SAME GAME**

PLAYERS, YARDS	OPPONENT	DATE
Jimmy Robinson, 146	Mark Fields, 131	Rice
Derrick Steagall, 125	Harvey Middleton, 106	Duke
Kelly Campbell, 141	Dez White, 114	Florida State
Will Glover, 172	Kerry Watkins, 161	Virginia
Calvin Johnson, 127	Levon Thomas, 100	Clemson
Damarius Bilbo, 131	Calvin Johnson, 114	North Carolina

**PLAYERS WITH 100 YARDS RUSHING & RECEIVING, SAME GAME**

PLAYER	RUSH / REC	OPPONENT	DATE
Orwin Smith	157 / 108	Kansas	Sept. 17, 2011
Robert Godhigh	126 / 103	at Clemson	Nov. 14, 2013

**PLAYERS TO THROW AND CATCH TOUCHDOWN IN SAME GAME**

PLAYER	OPPONENT	DATE
Joe Delany	Tulane	Oct. 27, 1956
Joe Hamilton	Notre Dame	Jan. 1, 1999
Jonathan Smith	North Carolina	Nov. 15, 2003
Taylor Bennett	North Carolina	Nov. 17, 2007

## GAMES

### MOST GAMES PLAYED

#### SEASON

14 – 2006 (9-5), 2009 (11-3), 2012 (7-7), 2014 (11-3)

### MOST GAMES WON (OVERALL)

#### SEASON

12 – 1952 (12-0)

### MOST GAMES WON (ACC)

#### SEASON

7 – 1998 (7-1), 2006 (7-1), 2009 (7-1)

### MOST GAMES LOST (OVERALL)

#### SEASON

10 – 1981 (1-10), 1994 (1-10)

### MOST GAMES LOST (ACC)

#### SEASON

8 – 1994 (0-8)

## SCORING

### MOST POINTS SCORED

#### GAME

70 – vs. Navy (Sept. 8, 2001)  
vs. Elon (Aug. 31, 2013)

#### ACC

68 – at North Carolina  
(Nov. 10, 2012)

#### HISTORIC

222 – vs. Cumberland (Oct. 7, 1916)

#### HALF

52 (1st) – vs. Alabama A&M (Nov. 23, 2013)

#### ACC

40 (2nd) – at North Carolina  
(Nov. 10, 2012)

#### HISTORIC

126 (1st) – vs. Cumberland  
(Oct. 7, 1916)

#### QUARTER

34 (1st) – vs. Alcorn State (Sept. 3, 2015)

#### ACC

30 (3rd) – at North Carolina  
(Nov. 10, 2012)

#### HISTORIC

63 (1st) – vs. Cumberland  
(Oct. 7, 1916)

63 (2nd) – vs. Cumberland  
(Oct. 7, 1916)

#### SEASON

530 – 2014

#### HISTORIC

491 – 1917

### LARGEST MARGIN OF VICTORY

#### GAME

70 [70-0] – vs. Elon (Aug. 31, 2013)

#### ACC

56 [56-0] – vs. Syracuse  
(Oct. 19, 2013)

#### HISTORIC

222 [222-0] – vs. Cumberland  
(Oct. 7, 1916)

### LARGEST HALFTIME LEAD

#### GAME

52 [52-0] – vs. Alabama A&M  
(Nov. 23, 2013)

#### ACC

38 [38-0] – vs. Duke  
(Sept. 26, 1996)

#### HISTORIC

126 [126-0] – vs. Cumberland  
(Oct. 7, 1916)

### LARGEST MARGIN OF DEFEAT

#### GAME

66 [7-73] – vs. Clemson (Oct. 17, 2020)

#### ACC

66 [7-73] – vs. Clemson  
(Oct. 17, 2020)

### MOST POINTS PER GAME

#### SEASON

40.7 – 1999

#### HISTORIC

66.0 – 1918

### MOST POINTS ALLOWED

#### GAME

73 – vs. Clemson (Oct. 17, 2020)

#### ACC

73 – vs. Clemson (Oct. 17, 2020)

#### HISTORIC

94 – vs. Auburn (Nov. 17, 1894)

#### SEASON

396 – 2012

### FEWEST POINTS ALLOWED

#### GAME

0 – many times, most recently:  
vs. Alcorn State (2018)

#### ACC

0 – seven times, most recently:  
vs. Syracuse (2013)

#### SEASON

33 – 1956

#### HISTORIC

5 – 1901

### FEWEST POINTS ALLOWED PER GAME

#### SEASON

3.3 – 1956

#### HISTORIC

1.0 – 1901

### MOST TOUCHDOWNS

#### GAME

10 – vs. Navy (Sept. 8, 2001)  
vs. Elon (Aug. 31, 2013)

vs. Alcorn State (Sept. 3, 2015)

#### ACC

9 – vs. Wake Forest (Nov. 21, 1998)  
at North Carolina (Nov. 10, 2012)

#### HISTORIC

32 – vs. Cumberland (Oct. 7, 1916)

#### SEASON

72 – 2014

### MOST RUSHING TOUCHDOWNS

#### GAME

9 – vs. Samford (Sept. 8, 2007)

#### ACC

7 – five times, most recently  
at Pittsburgh (Oct. 25, 2014)

#### HISTORIC

32 – vs. Cumberland (Oct. 7, 1916)

#### SEASON

48 – 2012

### MOST PASSING TOUCHDOWNS

#### GAME

5 – vs. Rice (Sept. 30, 1972)

vs. Clemson (Nov. 13, 1999)

vs. Duke (Nov. 18, 2006)

#### ACC

5 – vs. Clemson (Nov. 13, 1999),  
vs. Duke (Nov. 18, 2006)

#### SEASON

29 – 1999

### MOST DEFENSIVE TOUCHDOWNS

#### GAME

2 – nine times, most recently:  
at NC State (Nov. 8, 2014)

#### ACC

2 – vs. Wake Forest (Nov. 17, 1990)  
vs. Duke (Sept. 26, 1996)

vs. NC State (Oct. 10, 1998)  
at NC State (Nov. 8, 2014)

#### SEASON

7 – 1998

### MOST FUMBLE RETURNS FOR TD

#### GAME

1 – 38 times, most recently:  
vs. Kennesaw St. (Sept. 11, 2021)

#### SEASON

7 – 1998\* NCAA RECORD

### MOST PUNT RETURNS FOR TD

#### GAME

2 – vs. Navy (Oct. 23, 1965)

#### SEASON

3 – 1965

### MOST KICKOFF RETURNS FOR TD

#### GAME

1 – 17 times, most recently:  
vs. Boston College (Nov. 13, 2021)

#### SEASON

2 – 1978, 2012

### MOST INTERCEPTION RETURNS FOR TD

#### GAME

2 – vs. Tulane (Oct. 22, 1966)

vs. Samford (Sept. 9, 2006)

vs. Elon (Aug. 31, 2013)

#### SEASON

5 – 2014

**MOST TWO-POINT CONVERSIONS**

**GAME**  
3 – vs. Duke (Nov. 2, 1968)  
**ACC**  
2 – vs. Wake Forest (Nov. 20, 1999)

**SEASON**  
4 – 1968

**MOST TWO-POINT ATTEMPTS**

**GAME**  
4 – vs. Georgia (Nov. 27, 1975)  
**ACC**  
3 – vs. Clemson (Sept. 29, 2001)  
vs. Virginia (Nov. 10, 2001)

**SEASON**  
7 – 2001

**MOST SAFETIES RECORDED**

**GAME**  
1 – 21 times, most recently:  
at Temple (Sept. 28, 2019)

**SEASON**  
2 – 1951, 1952, 1953, 1991

**MOST SAFETIES ALLOWED**

**GAME**  
2 – vs. South Carolina (Sept. 11, 1971)  
**ACC**  
1 – multiple times, most recently:  
vs. Duke (Nov. 28, 2020)

**SEASON**  
2 – 1971

**MOST PLAYERS TO SCORE TD**

**GAME**  
9 – vs. Elon (Aug. 31, 2013)

**MOST PLAYERS TO RUSH FOR TD**

**GAME**  
6 – seven times, most recently:  
vs. Tulane (Sept. 12, 2015)

**MOST PLAYERS TO CATCH TD**

**GAME**  
4 – vs. Clemson (Nov. 13, 1999)  
vs. Georgia (Nov. 27, 1999)

**MOST PLAYERS TO THROW TD**

**GAME**  
3 – vs. Tulane (Oct. 27, 1956)  
vs. North Carolina (Nov. 17, 2007)

**RUSHING**
**MOST ATTEMPTS**

**GAME**  
86 – vs. Virginia (Oct. 2, 1976),  
vs. Tennessee (Sept. 4, 2017)  
**ACC**  
78 – at Virginia Tech  
(Oct. 25, 2018)

**SEASON**  
808 – 2012

**FEWEST ATTEMPTS**

**GAME**  
19 – vs. Arizona (Sept. 1, 1994)  
vs. North Carolina (Oct. 8, 1994)  
**ACC**

19 – vs. North Carolina  
(Oct. 8, 1994)

**SEASON**  
349 – 1994

**MOST YARDS**

**GAME**  
604 – vs. Kansas (Sept. 17, 2011)  
**ACC**  
542 – at Louisville (Oct. 5, 2018)

**SEASON**  
4,789 – 2014

**MOST YARDS PER GAME**

**SEASON**  
342.1 – 2014

**FEWEST YARDS**

**GAME**  
-42 – vs. Notre Dame (Nov. 16, 1968)  
**ACC**  
5 – vs. Florida State (Nov. 5, 1994)

**SEASON**  
629 – 1968

**FEWEST YARDS PER GAME**

**SEASON**  
62.9 – 1968

**MOST YARDS PER ATTEMPT**

**SEASON**  
6.06 – 2014 (790 attempts)

**PASSING**
**MOST ATTEMPTS**

**GAME**  
63 – vs. Tennessee (Oct. 12, 1968)  
**ACC**  
57 – vs. Clemson (Oct. 28, 2000)

**SEASON**  
413 – 2001

**FEWEST ATTEMPTS**

**GAME**  
0 – vs. Notre Dame (Nov. 6, 1976),  
vs. Tennessee (Oct. 8, 1977)  
**ACC**

1 – at Virginia Tech  
(Oct. 25, 2018)

**SEASON**  
46 – 1975

**MOST COMPLETIONS**

**GAME**  
39 – vs. Virginia (Nov. 10, 2001)  
**ACC**  
39 – vs. Virginia (Nov. 10, 2001)

**SEASON**  
264 – 2001

**FEWEST COMPLETIONS**

**GAME**  
0 – 14 times since 1953  
**ACC**  
0 – at Virginia Tech (Oct. 25, 2018)

**SEASON**  
23 – 1977

**HIGHEST COMPLETION PERCENTAGE**

**GAME**  
1.000 – four times  
**ACC**  
.880 [22-of-25] – vs. Florida State  
(Sept. 11, 1999)

**SEASON**  
.652 – 1999 [208-of-319]

**MOST YARDS**

**GAME**  
486 – vs. Virginia (Nov. 10, 2001)  
**ACC**  
486 – vs. Virginia (Nov. 10, 2001)

**SEASON**  
3,347 – 2001

**FEWEST YARDS**

**GAME**  
0 – 14 times since 1953  
**ACC**  
0 – at Virginia Tech (Oct. 25, 2018)

**SEASON**  
344 – 1977

**MOST YARDS PER GAME**

**SEASON**  
283.4 – 1999

**MOST INTERCEPTIONS THROWN**

**GAME**  
7 – vs. Wake Forest (Nov. 21, 1987)  
**ACC**  
7 – vs. Wake Forest (Nov. 21, 1987)

**SEASON**  
23 – 1970

**MOST YARDS PER COMPLETION**

**GAME**  
70.0 (2) – vs. Virginia Tech (Nov. 11, 2017)  
**ACC**  
70.0 (2) – vs. Virginia Tech  
(Nov. 11, 2017)

**SEASON** [200+ ATTEMPTS]  
17.75 – 2004

**SEASON** [150+ ATTEMPTS]  
22.7 – 2009

**MOST YARDS PER ATTEMPT**

**GAME**  
42.0 (1) – vs. Air Force (Oct. 1, 1977)  
**ACC**  
19.4 (11) – vs. Duke (Nov. 14,  
2009)

**SEASON** [200+ ATTEMPTS]  
9.8 – 1999

**SEASON** [150+ ATTEMPTS]  
10.6 – 2009

## TOTAL OFFENSE

### MOST PLAYS

#### GAME

97 – vs. South Carolina (Sept. 12, 1970)  
vs. Clemson (Oct. 28, 2000)

#### ACC

97 – vs. Clemson (Oct. 28, 2000)

#### SEASON

1,002 – 2012

### MOST YARDS

#### GAME

768 – vs. Kansas (Sept. 17, 2011)

#### ACC

627 – vs. Virginia (Nov. 9, 2000)

#### SEASON

6,671 – 2014

### FEWEST YARDS

#### GAME

33 – vs. SMU (Oct. 3, 1953)

#### ACC

110 – vs. Florida State  
(Oct. 2, 1993)

#### SEASON

1,933 – 1957

### MOST YARDS PER GAME

#### SEASON

509.0 – 1999

### FEWEST YARDS PER GAME

#### SEASON

193.3 – 1957

### MOST YARDS PER PLAY

#### GAME

13.5 – vs. Kansas (Sept. 17, 2011)

#### ACC

9.9 – vs. Duke (Oct. 29, 2016)

#### SEASON

6.81 – 1999

### FEWEST YARDS PER PLAY

#### GAME

2.1 – vs. Alabama (Nov. 18, 1961)

vs. Notre Dame (Nov. 8, 1980)

#### ACC

2.2 – vs. Florida State (Oct. 2, 1993)

### MOST FIRST DOWNS

#### GAME

35 – at Virginia Tech (Oct. 25, 2018)

#### ACC

35 – at Virginia Tech (Oct. 25, 2018)

#### SEASON

350 – 2014

### FEWEST FIRST DOWNS

#### GAME

3 – vs. SMU (Oct. 3, 1953)

#### ACC

6 – vs. Virginia Tech (Sept. 24, 2005)

#### SEASON

109 – 1959

### MOST FIRST DOWNS BY RUSHING

#### GAME

31 – at Virginia Tech (Oct. 25, 2018)

#### ACC

31 – at Virginia Tech (Oct. 25, 2018)

#### SEASON

259 – 2014

### MOST FIRST DOWNS BY PASSING

#### GAME

22 – vs. Clemson (Oct. 28, 2000)

vs. Virginia (Nov. 10, 2001)

#### ACC

22 – vs. Clemson (Oct. 28, 2000)

vs. Virginia (Nov. 10, 2001)

#### SEASON

142 – 2000

### BIGGEST FIRST DOWN MARGIN

#### GAME

+22 (28-6) – vs. Texas A&M

(Sept. 17, 1966)

### MOST THIRD-DOWN CONVERSIONS

#### GAME

14 (of 19) – vs. Virginia (Nov. 9, 2000)

### MOST THIRD-DOWN ATTEMPTS

#### GAME

23 – three times, most recently:

vs. Maryland (Oct. 11, 2001)

### FEWEST THIRD-DOWN CONVERSIONS

#### GAME

0 (of 13) – vs. North Carolina (Oct. 4, 1980)

0 (of 10) – vs. BYU (Oct. 27, 2012)

### HIGHEST THIRD-DOWN PERCENTAGE

#### GAME

.889 (8 of 9) – vs. Elon (Aug. 31, 2013)

### MOST FOURTH-DOWN CONVERSIONS

#### GAME

5 – three times, most recently:

vs. Auburn (Oct. 18, 1986)

### MOST FOURTH-DOWN ATTEMPTS

#### GAME

7 – vs. LSU (Oct. 13, 1956)

at Georgia (Nov. 24, 2012)

### HIGHEST TIME OF POSSESSION

#### GAME

43:45 – vs. Boston College (Oct. 20, 2012)

#### ACC

43:45 – vs. Boston College

(Oct. 20, 2012)

### LOWEST TIME OF POSSESSION

#### GAME

16:38 – vs. Alabama (Sept. 8, 1979)

### LONGEST SCORING DRIVE (PLAYS)

#### GAME

20 – five times, most recently:

at Miami (Oct. 22, 2011)

#### ACC

20 – at Miami (Oct. 22, 2011)

### LONGEST SCORING DRIVE (TIME)

#### GAME

10:47 (td) – vs. Virginia (Oct. 24, 2009)

#### ACC

10:47 (td) – vs. Virginia

(Oct. 24, 2009)

## KICKING

### MOST POINTS BY KICKING

#### GAME

18 – vs. The Citadel (Sept. 18, 1982)

#### HISTORIC

30 – vs. Cumberland (Oct. 7, 1916)

#### SEASON

107 – 2007

### MOST FIELD GOALS MADE

#### GAME

5 – vs. The Citadel (Sept. 18, 1982)

#### ACC

4 – vs. Florida State (Oct. 17, 1992)

vs. Clemson (Sept. 29, 2001)

vs. Virginia (Nov. 17, 2018)

#### SEASON

23 – 2007

### MOST FIELD GOALS ATTEMPTED

#### GAME

7 – vs. NC State (Oct. 20, 2001)

#### ACC

7 – vs. NC State (Oct. 20, 2001)

#### SEASON

28 – 2001, 2007

### MOST FIELD GOALS MISSED

#### GAME

5 – vs. NC State (Oct. 20, 2001)

#### ACC

5 – vs. NC State (Oct. 20, 2001)

### MOST PATS MADE

#### GAME

10 – vs. Navy (Sept. 8, 2001)

vs. Elon (Aug. 31, 2013)

#### ACC

9 – vs. Wake Forest (Nov. 21, 1998)

at Louisville (Oct. 5, 2018)

#### HISTORIC

30 – vs. Cumberland (Oct. 7, 1916)

#### SEASON

65 – 2014

**MOST PATs ATTEMPTED**
**GAME**

10 – vs. Navy (Sept. 8, 2001)  
vs. Elon (Aug. 31, 2013)  
vs. Alcorn State (Sept. 3, 2015)

**ACC**

9 – vs. Wake Forest (Nov. 21, 1998)  
at Virginia Tech (Oct. 25, 2018)

**HISTORIC**

30 – vs. Cumberland (Oct. 7, 1916)

**SEASON**

66 – 2014

**MOST PATs MISSED**
**GAME**

3 – three times, most recently:  
vs. Duke (1993)

**PUNTING**
**MOST PUNTS**
**GAME**

13 – vs. Georgia (Nov. 30, 2019)

**ACC**

12 – vs. Clemson (Sept. 26, 1987)  
vs. Florida State (Oct. 18, 1997)

**HISTORIC**

21 – vs. Florida (Nov. 19, 1938)

**SEASON**

89 – 1980

**HIGHEST PUNTING AVERAGE**
**GAME**

55.5 (2) – vs. Clemson (Sept. 29, 2001)

**ACC**

55.5 (2) – vs. Clemson  
(Sept. 29, 2001)

**SEASON**

47.60 – 2020

**HIGHEST NET PUNTING AVERAGE**
**SEASON**

44.6 – 2020

**KICK RETURNS**
**MOST RETURNS**
**GAME**

11 – vs. Notre Dame (Nov. 5, 1977)

**ACC**

9 – at Clemson (Nov. 14, 2013)

**SEASON**

54 – 2009

**MOST YARDS**
**GAME**

284 (11) – vs. Notre Dame (Nov. 5, 1977)

**ACC**

236 (6) – vs. Duke (Oct. 27, 1990)

**SEASON**

1,176 – 2009

**MOST YARDS PER RETURN**
**GAME**

60.5 (2) – vs. Tulane (Oct. 26, 1957)

**ACC**

52.0 (3) – vs. Maryland  
(Oct. 31, 1998)

**SEASON**

26.9 – 1957

**PUNT RETURNS**
**MOST RETURNS**
**GAME**

9 – vs. The Citadel (Sept. 1, 2001)

**ACC**

8 – vs. Duke (Oct. 6, 2001)  
vs. Florida State (Nov. 9, 2002)  
vs. Duke (Nov. 16, 2002)

**SEASON**

54 – 1952

**MOST YARDS**
**GAME**

294 (5) – vs. Navy (Oct. 23, 1965)

**ACC**

117 (6) – vs. Virginia (Oct. 17, 1998)

**SEASON**

564 – 1951

**MOST YARDS PER RETURN**
**GAME**

68.0 (2) – vs. South Carolina  
(Sept. 16, 1972)

**ACC**

42.0 (2) – vs. Virginia  
(Nov. 22, 2003),  
vs. Miami (Sept. 22, 2012)

**SEASON**

23.0 – 1965

**TURNOVERS**
**MOST TURNOVERS**
**GAME**

10 – vs. Duke (Oct. 30, 1976)

**ACC**

8 – vs. Wake Forest (Nov. 21, 1987)

**MOST FUMBLES**
**GAME**

9 – at Miami (Nov. 21, 2015)

**ACC**

9 – at Miami (Nov. 21, 2015)

**SEASON**

51 – 1951

**FEWEST FUMBLES**
**SEASON**

11 – 1985

**MOST FUMBLES LOST**
**GAME**

6 – vs. Tennessee (Oct. 12, 1968)

**ACC**

4 – vs. Wake Forest (Nov. 19, 1994)  
vs. North Carolina (Oct. 9, 1999)  
vs. North Carolina (Nov. 17, 2007)

**SEASON**

12 – 2020

**MOST OPPONENT FUMBLES**
**GAME**

9 – vs. Clemson (Sept. 28, 1963)

**ACC**

7 – at Pittsburgh (Oct. 25, 2014)

**SEASON**

28 – 2010

**MOST OPPONENT FUMBLES RECOVERED**
**GAME**

6 – vs. Furman (Sept. 2, 1995)

vs. Tulsa (Jan. 4, 2004)  
at Pittsburgh (Oct. 25, 2014)

**ACC**

6 – at Pittsburgh (Oct. 25, 2014)

**SEASON**

15 – 2000, 2007

**HIGHEST TURNOVER MARGIN**
**SEASON**

18 – 2000

**HIGHEST TURNOVER MARGIN PER GAME**
**SEASON**

1.64 – 2000

**DEFENSE**
**MOST INTERCEPTIONS**
**GAME**

8 – vs. Saint Mary's (Jan. 1, 1947)  
vs. Georgia (Dec. 1, 1951)

**ACC**

4 – seven times

**SEASON**

30 – 1969

**MOST INTERCEPTION RETURN YARDS**
**GAME**

173 (3) – vs. Elon (Aug. 31, 2013)

**ACC**

137 (4) – vs. Wake Forest  
(Nov. 17, 1990)

**SEASON**

437 – 1972

**MOST SACKS**
**GAME**

11 – vs. Maryland (Oct. 6, 1990)  
vs. Maryland (Oct. 9, 1993)

**ACC**

11 – vs. Maryland (Oct. 6, 1990)  
vs. Maryland (Oct. 9, 1993)

**SEASON**

45 – 1990, 1991





## TEAM RECORDS

**MOST SACK YARDS****GAME**

70 (7) – vs. Tulsa (Jan. 4, 2004)

**ACC**67 (10) – vs. Maryland  
(Oct. 9, 1993)**MOST TACKLES FOR LOSS****GAME**

19 – vs. Notre Dame (Sept. 1, 2007)

**ACC**17 – vs. Maryland (Nov. 22, 1997)  
vs. Clemson (Sept. 29, 2001)**MOST TOTAL OFFENSE YARDS ALLOWED****GAME**

667 – vs. Notre Dame (Nov. 5, 1977)

**ACC**636 – at North Carolina (Oct. 29, 2016)  
at Virginia (Oct. 23, 2021)**SEASON**

5,758 – 2014

**FEWEST TOTAL OFFENSE YARDS****ALLOWED****GAME**

32 – vs. Florida (Sept. 14, 1963)

**ACC**

82 – vs. Maryland (Oct. 9, 2004)

**SEASON**

1,513 – 1948

**FEWEST YARDS ALLOWED PER GAME****SEASON**

151.3 – 1948

**MOST FIRST DOWNS ALLOWED****GAME**

38 – vs. Duke (Oct. 31, 1987)

**ACC**

38 – vs. Duke (Oct. 31, 1987)

**SEASON**

300 – 2014

**FEWEST FIRST DOWNS ALLOWED****GAME**2 – vs. Tulane (Oct. 21, 1933), vs. Duke  
(Oct. 29, 1955)**ACC**8 – vs. North Carolina (Oct. 5, 1985)  
vs. North Carolina (Sept. 26, 2009)**SEASON**

86 – 1948

**MOST RUSHING YARDS ALLOWED****GAME**

431 – vs. Georgia (Nov. 27, 1975)

**ACC**342 – vs. North Carolina  
(Oct. 2, 1982)  
vs. North Carolina (Oct. 8, 1994)**SEASON**

2,732 – 1982

**FEWEST RUSHING YARDS ALLOWED****GAME**

-56 – vs. Tulsa (Jan. 4, 2004)

**ACC**

-30 – vs. Maryland (Sept. 28, 1995)

**SEASON**

749 – 1948

**FEWEST RUSHING YARDS ALLOWED****PER GAME****SEASON**

74.9 – 1948

**MOST PASSING YARDS ALLOWED****GAME**

501 – vs. Wake Forest (Nov. 4, 1995)

**ACC**501 – vs. Wake Forest  
(Nov. 4, 1995)**SEASON**

3,412 – 2014

**FEWEST PASSING YARDS ALLOWED****GAME**

-3 – vs. South Carolina (Nov. 19, 1949)

**ACC**

39 – vs. NC State (Oct. 1, 1994)

**SEASON**

334 – 1957

**FEWEST YARDS ALLOWED PER GAME****SEASON**

33.4 – 1957

**MOST COMPLETIONS ALLOWED****GAME**

43 – at Virginia (Oct. 26, 2013)

**ACC**

43 – at Virginia (Oct. 26, 2013)

**SEASON**

282 – 2014

**FEWEST COMPLETIONS ALLOWED****GAME**0 – four times, most recently:  
vs. Georgia (Nov. 27, 1974)**ACC**3 – vs. Clemson (Oct. 13, 1990)  
vs. NC State (Oct. 1, 1994)**SEASON**

31 – 1957

**MOST OPPONENT PASS ATTEMPTS****GAME**

65 – vs. Wake Forest (Nov. 4, 1995)

**ACC**

65 – vs. Wake Forest (Nov. 4, 1995)

**SEASON**

461 – 2006

**FEWEST OPPONENT PASS ATTEMPTS****GAME**1 – vs. Alabama (Oct. 17, 1953)  
vs. Kentucky (Sept. 20, 1958)**ACC**

11 – vs. NC State (Oct. 1, 1994)

**SEASON**

73 – 1957

**SPECIAL TEAMS****MOST KICKS BLOCKED****GAME**2 – nine times, most recently:  
vs. Ole Miss (2013)**MOST PUNTS BLOCKED****GAME**2 – vs. Tulane (Oct. 28, 1961)  
vs. UConn (Nov. 13, 2004)**MOST FIELD GOALS BLOCKED****GAME**2 – three times, most recently:  
vs. Boston College (1991)**MOST PATs BLOCKED****GAME**

2 – vs. Notre Dame (Nov. 18, 1967)

**PENALTIES****MOST PENALTIES****GAME**

19 – vs. Florida State (Sept. 9, 2000)

**ACC**19 – vs. Florida State  
(Sept. 9, 2000)**SEASON**

95 – 2000

**FEWEST PENALTIES****GAME**0 – seven times, most recently:  
vs. Alcorn State (Sept. 3, 2015)**ACC**

0 – vs. Syracuse (Oct. 19, 2013)

**SEASON**

24 – 1964

**MOST PENALTY YARDS****GAME**

140 – vs. Florida State (Sept. 9, 2000)

**ACC**140 – vs. Florida State  
(Sept. 9, 2000)**SEASON**

792 – 2002

**FEWEST PENALTY YARDS****GAME**0 – seven times, most recently:  
vs. Alcorn State (Sept. 3, 2015)**ACC**

0 – vs. Syracuse (Oct. 19, 2013)

**SEASON**

211 – 1964



GAMES				OFFENSE				DEFENSE			
GAMES PLAYED				TOTAL OFFENSE				TOTAL DEFENSE			
GP	YEAR	W-L		YPG	YARDS	GP	YEAR	YPG	YDS	GP	YEAR
1.	14	2006	9-5	1. 509.0	5,599	11	1999	1. 151.3	1,513	10	1948
	14	2009	11-3	2. 476.5	6,671	14	2014	2. 177.8	1,778	10	1957
	14	2012	7-7	3. 458.8	5,964	13	2011	3. 178.5	1,785	10	1961
	14	2014	11-3	4. 441.1	6,175	14	2012	4. 181.8	2,182	12	1952
5.	13	1991	8-5	5. 435.4	4,789	11	2000	5. 199.9	1,999	10	1955
	13	2001	8-5	6. 429.7	5,586	13	2013	6. 200.3	2,003	10	1956
	13	2002	7-6	7. 422.1	5,910	14	2009	7. 201.8	2,018	10	1958
	13	2003	7-6	8. 417.9	5,015	12	2001	8. 206.6	2,066	10	1966
	13	2008	9-4	9. 414.3	4,556	11	1984	9. 207.4	2,489	12	1951
	13	2010	6-7	10. 408.8	5,314	13	2018	10. 208.0	2,080	10	1963
	13	2011	8-5								
	13	2013	7-6								
	13	2016	9-4								
	13	2018	7-6								
GAMES WON				RUSHING OFFENSE				RUSHING DEFENSE			
W	YEAR	W-L		YPG	YARDS	GP	YEAR	YPG	YDS	GP	YEAR
1.	12	1952	12-0	1. 342.1	4,789	14	2014	1. 74.9	749	10	1948
2.	11	1951	11-0-1	2. 329.7	3,637	11	1975	2. 91.2	1,003	11	1995
	11	1990	11-0-1	3. 325.0	4,225	13	2018	3. 94.5	1,039	11	2000
	11	2014	11-3	4. 323.3	4,203	13	2010	4. 94.9	949	10	1961
5.	10	1928	10-0	5. 316.5	4,114	13	2011	5. 100.2	1,002	10	1964
	10	1947	10-1	6. 311.2	4,357	14	2012	6. 100.5	1,307	13	2003
	10	1956	10-1	7. 307.4	3,381	11	2017	7. 102.4	1,024	10	1962
	10	1998	10-2	8. 299.3	3,891	13	2013	8. 103.9	1,247	12	2005
	10	2009*	10-3	9. 295.4	4,136	14	2009	9. 104.6	1,255	12	2004
	9	1917	9-0	10. 287.5	3,162	11	1974	10. 104.8	1,467	14	2006
	9	1942	9-2								
	9	1946	9-2								
	9	1953	9-2-1								
	9	1955	9-1-1								
	9	1966	9-2								
	9	1985	9-2-1								
	9	2000	9-3								
	9	2008	9-4								
	9	2016	9-4								
ACC GAMES WON				PASSING OFFENSE				PASSING DEFENSE			
W	YEAR	W-L		YPG	YARDS	GP	YEAR	YPG	YDS	GP	YEAR
1.	7	1998	7-1	1. 283.4	3,117	11	1999	1. 33.4	334	10	1957
	7	2006	7-1	2. 278.9	3,347	12	2001	2. 57.1	571	10	1958
	7	2009	7-1	3. 271.1	2,982	11	2000	3. 58.7	587	10	1954
4.	6	1990	6-0-1	4. 245.6	2,702	11	1994	4. 65.8	658	10	1955
	6	2000	6-2	5. 237.6	2,376	10	1968	5. 69.0	828	12	1953
	6	2014	6-2	6. 234.5	2,580	11	1992	6. 71.9	719	10	1956
	6	2014	6-2	7. 215.5	2,370	11	1997	7. 72.5	870	12	1952
	6	2014	6-2	8. 212.3	2,547	12	1991	8. 74.3	743	10	1963
	6	2014	6-2	9. 211.1	2,744	13	2002	9. 76.4	764	10	1948
	6	2014	6-2	10. 207.7	2,284	11	1987	10. 80.8	808	10	1949

\* finished 11-3 in 14 games in 2009 but win in ACC Championship Game later vacated as part of NCAA sanctions

ACC GAMES WON				SCORING OFFENSE				SCORING DEFENSE			
W	YEAR	W-L		PPG	PTS	GP	YEAR	PPG	PTS	GP	YEAR
1.	7	1998	7-1	1. 66.0	462	7	1918	1. 1.0	5	5	1901
	7	2006	7-1	2. 54.5	491	9	1917	2. 1.8	16	9	1920
	7	2009	7-1	3. 46.8	421	9	1916	3. 1.9	17	9	1917
4.	6	1990	6-0-1	4. 40.7	448	11	1999	4. 2.2	20	9	1916
	6	2000	6-2	5. 40.0	360	9	1921	5. 2.3	21	9	1911
	6	2014	6-2	6. 37.9	530	14	2014	6. 3.0	24	8	1915
	6	2014	6-2	7. 35.5	391	11	1998	7. 3.3	33	10	1919
	6	2014	6-2	8. 35.1	456	13	2013	8. 3.3	33	10	1956
	6	2014	6-2	9. 34.7	312	9	1920	9. 3.4	34	10	1904
	6	2014	6-2	10. 34.3	446	13	2011	10. 3.9	39	10	1927

**TURNOVERS**

TURNOVER MARGIN					
AVG	+/-	DIFF.	GP	YEAR	
1.	+1.64	+18	30/12	11	2000
2.	+1.50	+15	31/16	10	1956
3.	+1.45	+16	46/30	11	1953
4.	+1.27	+14	40/26	11	1990
5.	+1.20	+12	25/13	10	1955
6.	+1.18	+13	31/18	11	1986
7.	+1.09	+12	34/22	11	1973
8.	+1.00	+11	30/19	11	1984

**SCORING****MOST POINTS SCORED****GAME**

PTS	OPPONENT	DATE
1. 70	Navy	Sept. 8, 2001
70	Elon	Aug. 31, 2013
3. 69	Samford	Sept. 8, 2007
69	Alcorn St.	Sept. 3, 2015
5. 68	North Carolina	Nov. 10, 2012
6. 66	Kansas	Sept. 17, 2011
66	Alabama A&M	Nov. 23, 2013
66	Louisville	Oct. 5, 2018
9. 65	Tulane	Sept. 12, 2015
10. 63	Wake Forest	Nov. 21, 1998
63	W. Carolina	Sept. 1, 2011
63	Bowling Green	Sept. 29, 2018

**HISTORIC**

PTS	OPPONENT	DATE
1. 222	Cumberland	Oct. 7, 1916
2. 128	NC State	Nov. 18, 1918
3. 123	11th Cavalry	Oct. 19, 1918
4. 118	Furman	Oct. 12, 1918
5. 105	Mercer	Oct. 10, 1914

**HALF**

PTS	OPPONENT	DATE
1. 52 (1st)	Alabama A&M	Nov. 23, 2013
2. 48 (1st)	Alcorn State	Sept. 3, 2015
3. 45 (1st)	Samford	Sept. 8, 2007
4. 42 (1st)	Navy	Sept. 8, 2001
42 (2nd)	vs. Tulsa	Jan. 4, 2004
42 (1st)	W. Carolina	Sept. 1, 2011
42 (2nd)	Kansas	Sept. 17, 2011
42 (1st)	Elon	Aug. 31, 2013
9. 40 (2nd)	North Carolina	Nov. 10, 2012
10. 38 (2nd)	Texas A&M	Sept. 17, 1966
38 (1st)	Duke	Sept. 26, 1996

**QUARTER**

PTS	OPPONENT	DATE
1. 34 (1st)	Alcorn State	Sept. 3, 2015
2. 32 (4th)	Chattanooga	Nov. 9, 1985
3. 31 (2nd)	Vanderbilt	Aug. 31, 2002
4. 30 (3rd)	North Carolina	Nov. 10, 2012
5. 28	Eight times, most recently:	
(2nd)	Alabama A&M	Nov. 23, 2013

**HOME GAMES**

PTS	OPPONENT	DATE
1. 70	Elon	Aug. 31, 2013
2. 69	Samford	Sept. 8, 2007
69	Alcorn State	Sept. 3, 2015
4. 66	Kansas	Sept. 17, 2011
66	Alabama A&M	Nov. 23, 2013
6. 65	Tulane	Sept. 12, 2015
7. 63	Wake Forest	Nov. 21, 1998
63	W. Carolina	Sept. 1, 2011
9. 59	NC State	Oct. 11, 1986
59	Presbyterian	Sept. 8, 2012

**ROAD GAMES**

PTS	OPPONENT	DATE
1. 70	Navy	Sept. 8, 2001
2. 68	North Carolina	Nov. 10, 2012
3. 66	Louisville	Oct. 5, 2018
4. 56	Vanderbilt	Oct. 31, 2009
56	Pittsburgh	Oct. 25, 2014
56	NC State	Nov. 8, 2014
7. 49	Navy	Sept. 4, 1999
49	Florida State	Oct. 10, 2009
49	Duke	Nov. 14, 2009
49	Middle Tenn.	Sept. 10, 2011
49	vs. Miss. State	Dec. 31, 2014
49	Virginia Tech	Oct. 25, 2018

**VS. RANKED OPPONENTS**

PTS	OPPONENT	DATE
1. 59	(17) NC State	Oct. 11, 1986
2. 51	(16) Georgia (OT)	Nov. 27, 1999
3. 49	(7) Miss. State	Dec. 31, 2014
4. 47	(23) NC State	Oct. 10, 1998
5. 45	(13) Nebraska	Jan. 1, 1991
45	(13) Georgia	Nov. 29, 2008
7. 41	(1) Virginia	Nov. 3, 1990
41	(6) Virginia	Oct. 17, 1998
41	(23) Miami	Nov. 20, 2008
41	(25) Tenn. (2OT)	Sept. 4, 2017

**FEWEST POINTS SCORED****GAME**

PTS	OPPONENT	DATE
1. 0	many times, most recently:	
	Georgia	Nov. 23, 2021

**IN A WIN**

PTS	OPPONENT	DATE
1. 6	LSU	Oct. 8, 1960
6	Tennessee	Oct. 8, 1966
6	Georgia	Nov. 29, 1969
6	South Carolina	Oct. 7, 1978
6	Virginia Tech	Nov. 10, 1990
6. 7	Duke	Nov. 3, 1956
7	Auburn	Oct. 21, 1961
7	Alabama	Nov. 17, 1962
7	Auburn	Oct. 17, 1964
7	Tulane	Oct. 24, 1964
7	Maryland	Oct. 23, 2003
7	North Carolina	Nov. 11, 2006

**IN A TIE GAME**

PTS	OPPONENT	DATE
1. 14	Florida State	Nov. 10, 1962
2. 17	Furman	Sept. 13, 1986
3. 20	Virginia	Oct. 13, 1984
4. 24	Clemson	Sept. 25, 1976
5. 36	Rice	Sept. 30, 1972

**HOME GAME**

PTS	OPPONENT	DATE
1. 0	Tennessee	Nov. 10, 1956
0	SMU	Sept. 28, 1957
0	Auburn	Oct. 19, 1957
0	Florida	Nov. 23, 1957
0	Georgia	Nov. 30, 1957
0	Virginia Tech	Nov. 16, 2019
0	Georgia	Nov. 27, 2021
7. 3	11 times	

**ROAD GAME**

PTS	OPPONENT	DATE
1. 0	16 times, most recently:	
	Florida State	Oct. 18, 1997

**VS. UNRANKED OPPONENT**

PTS	OPPONENT	DATE
1. 0	Florida	Nov. 23, 1957
0	Georgia	Nov. 30, 1957
0	Kentucky	Sept. 20, 1958
0	SMU	Oct. 25, 1958
0	LSU	Oct. 7, 1961
0	Georgia	Nov. 28, 1964
0	Duke	Nov. 2, 1974
0	South Carolina	Sept. 10, 1977
0	Tennessee	Oct. 13, 1979
0	Auburn	Oct. 16, 1982
0	NC State	Oct. 3, 1987
0	Virginia Tech	Nov. 16, 2019

**LARGEST DEFICIT OVERCOME FOR WIN**

DEF	OPPONENT	DATE
1. 21 (17-38)	Virginia	Oct. 17, 1998
2. 16 (12-28)	Georgia	Nov. 29, 2008
3. 14 (0-14)	Auburn	Oct. 19, 1968
14 (7-21)	Maryland	Oct. 7, 1989
14 (14-28)	Virginia	Nov. 3, 1990
14 (7-21)	Wake Forest	Nov. 13, 1993
14 (7-21)	Louisville	Oct. 9, 2020
8. 13 (0-13)	Tulane	Oct. 24, 1959
13 (6-19)	NC State	Nov. 11, 1995
13 (0-13)	N. Carolina	Oct. 9, 1999
13 (7-20)	N. Carolina	Sept. 21, 2013
13 (14-27)	Georgia	Nov. 26, 2016

**LARGEST HALFTIME DEFICIT****OVERCOME, WIN**

DEF	OPPONENT	DATE
1. 16 (12-28)	Georgia	Nov. 29, 2008
2. 14 (14-28)	Virginia	Nov. 3, 1990
14 (17-31)	Virginia	Oct. 17, 1998
4. 10 (7-17)	Wake Forest	Sept. 20, 1997
10 (0-10)	Florida State	Sept. 12, 2020
6. 9 (7-16)	Wake Forest	Nov. 4, 1995
7. 8 (7-15)	Clemson	Sept. 27, 1975
8 (13-21)	Wake Forest	Oct. 21, 2017
9. 7	15 times	

**LARGEST LEAD SURRENDERED, LOSS**

LD	OPPONENT	DATE
1. 21 (21-0)	N. Carolina	Oct. 3, 2015
2. 20 (20-0)	Georgia	Dec. 2, 1978
20 (20-0)	Georgia	Nov. 30, 2013
4. 18 (35-17)	vs. W. Virginia	Jan. 1, 2007
5. 17 (27-10)	Auburn	Oct. 18, 1975
17 (20-3)	N. Carolina	Sept. 19, 1987
17 (24-7)	Virginia	Nov. 6, 1999
17 (36-19)	Miami	Sept. 22, 2012
9. 15 (15-0)	Alabama	Nov. 12, 1960
15 (24-9)	Duke	Oct. 29, 1977
15 (28-13)	Virginia	Nov. 4, 2017

**LARGEST HALFTIME LEAD**

SURRENDERED, LOSS		
LD	OPPONENT	DATE
1. 17 (20-3)	N. Carolina	Sept. 19, 1987
2. 15 (15-0)	Alabama	Nov. 12, 1960
3. 14 (14-0)	Georgia	Nov. 23, 1995
4. 13 (20-7)	Georgia	Dec. 2, 1978
13 (13-0)	NC State	Sept. 21, 2000
13 (20-7)	Virginia	Nov. 10, 2001
13 (20-7)	Georgia	Nov. 30, 2013
8. 11 (21-10)	N. Carolina	Oct. 1, 1983
11 (14-3)	vs. LSU	Dec. 29, 2000
11 (28-17)	vs. W. Virginia	Jan. 1, 2007

**LARGEST FIRST-QUARTER LEAD**

LD	OPPONENT	DATE
1. 34 (34-0)	Alcorn State	Sept. 3, 2015
2. 28 (28-0)	Samford	Sept. 8, 2007
28 (28-0)	W. Carolina	Sept. 1, 2011
28 (28-0)	Elon	Aug. 31, 2013
28 (28-0)	Pittsburgh	Oct. 25, 2014
6. 24 (24-0)	Alabama A&M	Nov. 23, 2013
7. 21	11 times	

**LARGEST HALFTIME LEAD**

LD	OPPONENT	DATE
1. 52 (52-0)	Alabama A&M	Nov. 23, 2013
2. 48 (48-0)	Alcorn State	Sept. 3, 2015
3. 45 (45-0)	Samford	Sept. 8, 2007
4. 42 (42-0)	Navy	Sept. 8, 2001
42 (42-0)	Elon	Aug. 31, 2013
6. 38 (38-0)	Duke	Sept. 26, 1996
7. 31 (34-3)	The Citadel	Sept. 22, 1984
31 (31-0)	S. Carolina	Oct. 15, 1988
31 (31-0)	Vanderbilt	Aug. 31, 2002
10. 30 (30-0)	Furman	Sept. 11, 1993

**LARGEST MARGIN OF VICTORY,**
**MODERN ERA**

MAR	OPPONENT	DATE
1. 70 (70-0)	Elon	Aug. 31, 2013
2. 63 (70-7)	Navy	Sept. 8, 2001
63 (69-6)	Alcorn State	Sept. 3, 2015
4. 59 (66-7)	Alabama A&M	Nov. 23, 2013
5. 56 (59-3)	Presbyterian	Sept. 8, 2012
56 (56-0)	Syracuse	Oct. 19, 2013
7. 55 (69-14)	Samford	Sept. 8, 2007
55 (65-10)	Tulane	Sept. 3, 2015
9. 53 (53-0)	Davidson	Sept. 19, 1953
10. 48 (54-6)	The Citadel	Sept. 20, 1952

**LARGEST MARGIN OF VICTORY, HISTORIC**

MAR	OPPONENT	DATE
1. 222 (222-0)	Cumberland	Oct. 7, 1916
2. 128 (128-0)	NC State	Nov. 10, 1918
3. 123 (123-0)	11th Cavalry	Oct. 19, 1918
4. 118 (118-0)	Furman	Oct. 12, 1918
5. 105 (105-0)	Mercer	Oct. 10, 1914

**LARGEST MARGIN OF VICTORY,**
**ACC GAME**

MAR	OPPONENT	DATE
1. 56 (56-0)	Syracuse	Oct. 19, 2013
2. 39 (49-10)	Duke	Nov. 14, 2009
3. 38 (45-7)	Wake Forest	Nov. 13, 1982
38 (59-21)	NC State	Oct. 11, 1986
38 (38-0)	Maryland	Oct. 9, 1993

**LARGEST MARGIN OF VICTORY, POSTSEASON GAME**

MAR	OPPONENT	DATE
1. 42 (52-10)	Tulsa	Jan. 4, 2004
2. 37 (51-14)	Syracuse	Dec. 21, 2004
3. 24 (45-21)	Nebraska	Jan. 1, 1991
4. 15 (49-34)	Miss. State	Dec. 31, 2014
15 (33-18)	Kentucky	Dec. 31, 2016

**LARGEST MARGIN OF DEFEAT,**
**MODERN ERA**

MAR	OPPONENT	DATE
1. 66 (7-73)	Clemson	Oct. 17, 2020
2. 55 (14-69)	Notre Dame	Nov. 5, 1977
3. 55 (0-55)	Notre Dame	Nov. 20, 2021
4. 51 (0-51)	Florida State	Oct. 2, 1993
5. 46 (3-49)	Florida State	Nov. 2, 1996

**LARGEST MARGIN OF DEFEAT, HISTORIC**

MAR	OPPONENT	DATE
1. 94 (0-94)	Auburn	Nov. 17, 1894
2. 73 (0-73)	Clemson	Oct. 17, 1903
3. 63 (0-63)	Auburn	Oct. 14, 1899

**LARGEST MARGIN OF DEFEAT,**
**ACC GAME**

MAR	OPPONENT	DATE
1. 66 (7-73)	Clemson	Oct. 17, 2020
2. 51 (0-51)	Florida State	Oct. 2, 1993
3. 46 (3-49)	Florida State	Nov. 2, 1996
4. 45 (0-45)	Virginia Tech	Nov. 16, 2019
5. 44 (7-51)	Virginia Tech	Sept. 24, 2005

**LARGEST MARGIN OF DEFEAT,**
**POSTSEASON GAME**

MAR	OPPONENT	DATE
1. 35 (3-38)	LSU	Dec. 31, 2008
2. 28 (10-38)	Utah	Dec. 29, 2005
3. 20 (21-41)	Purdue	Dec. 25, 1978
4. 15 (15-30)	Penn State	Dec. 30, 1961
15 (12-27)	Florida	Jan. 2, 1967
15 (13-28)	Miami	Jan. 1, 2000

**MOST POINTS, LOSS**

PTS	OPPONENT	DATE
1. 44 (47)	Clemson (OT)	Sept. 29, 2001
2. 43 (48)	North Carolina	Oct. 18, 2014
3. 41 (42)	Tennessee (2OT)	Sept. 4, 2017
4. 40 (48)	Virginia	Oct. 23, 2021
5. 38 (45)	Virginia	Nov. 6, 1999
38 (39)	Virginia	Nov. 10, 2001
38 (49)	South Florida	Sept. 8, 2018
8. 36 (42)	Miami (OT)	Sept. 22, 2012
36 (40)	Virginia	Nov. 4, 2017
10. 35 (41)	Florida State	Sept. 11, 1999
35 (38)	West Virginia	Jan. 1, 2007
35 (37)	Florida State	Dec. 6, 2014

**TOUCHDOWNS**
**MOST TOUCHDOWNS SCORED, GAME**

TD	OPPONENT	DATE
1. 10	Navy	Sept. 8, 2001
10	Elon	Aug. 31, 2013
10	Alcorn State	Sept. 3, 2015
4. 9	Wake Forest	Nov. 21, 1998
9	Samford	Sept. 8, 2007
9	W. Carolina	Sept. 1, 2011
9	Kansas	Sept. 17, 2011
9	North Carolina	Nov. 10, 2012
9	Alabama A&M	Nov. 23, 2013
9	Tulane	Sept. 3, 2015
9	Louisville	Oct. 5, 2018

**MOST TOUCHDOWNS SCORED, QUARTER**

TD	OPPONENT	DATE
1. 5 (1st)	Alcorn State	Sept. 3, 2015
2. 4 (4th)	Texas A&M	Sept. 17, 1966
4 (4th)	Georgia	Nov. 27, 1975
4 (4th)	Chattanooga	Nov. 9, 1985
4 (2nd)	NC State	Oct. 10, 1998
4 (2nd)	Vanderbilt	Aug. 31, 2002
4 (3rd)	Duke	Oct. 15, 2005
4 (1st)	Samford	Sept. 8, 2007
4 (1st)	W. Carolina	Sept. 1, 2011
4 (3rd)	Kansas	Sept. 17, 2011
4 (3rd)	North Carolina	Nov. 10, 2012
4 (1st)	Elon	Aug. 31, 2013
4 (2nd)	Alabama A&M	Nov. 23, 2013
4 (1st)	Pittsburgh	Oct. 25, 2014
4 (2nd)	Duke	Oct. 12, 2019

**MOST TOUCHDOWNS SCORED, HALF**

TD	OPPONENT	DATE
1. 7 (1st)	Alabama A&M	Nov. 23, 2013
7 (1st)	Alcorn State	Sept. 3, 2015
3. 6 (1st)	Elon	Aug. 31, 2013
6 (2nd)	Kansas	Sept. 17, 2011
6 (1st)	W. Carolina	Sept. 1, 2011
6 (1st)	Samford	Sept. 8, 2007
6 (2nd)	Tulsa	Jan. 4, 2004
6 (1st)	Navy	Sept. 8, 2001
9. 5	19 times, most recently:	
(2nd)	Louisville	Oct. 9, 2020

**FEWEST TOUCHDOWNS SCORED**

TD	OPPONENT	DATE
1. 0	Several times, most recently:	
	vs. LSU	Dec. 31, 2008

**MOST RUSHING TOUCHDOWNS, GAME**

TD	OPPONENT	DATE
1.	9	Samford Sept. 8, 2007
	9	Alcorn State Sept. 3, 2015
3.	8	Alabama A&M Nov. 23, 2013
	8	Louisville Oct. 5, 2018
5.	7	Wake Forest Nov. 12, 1983
	7	vs. Tulsa Jan. 4, 2004
	7	Kansas Sept. 17, 2011
	7	Virginia Sept. 15, 2012
	7	North Carolina Nov. 10, 2012
	7	Syracuse Oct. 19, 2013
	7	Pittsburgh Oct. 25, 2014
	7	Virginia Tech Oct. 25, 2018

**MOST PASSING TOUCHDOWNS, GAME**

TD	OPPONENT	DATE
1.	5	Rice Sept. 30, 1972
	5	Clemson Nov. 13, 1999
	5	Duke Nov. 18, 2006
4.	4	Maryland Oct. 7, 1989
	4	Georgia Dec. 1, 1990
	4	Notre Dame Jan. 1, 1999
	4	Florida State Sept. 11, 1999
	4	Georgia (OT) Nov. 27, 1999
	4	Wake Forest Oct. 14, 2000
	4	North Carolina Nov. 15, 2003
	4	Clemson Sept. 11, 2004
	4	NC State Nov. 4, 2006
	4	Duke Sept. 14, 2013
	4	Kennesaw St. Sept. 11, 2021

**MOST DEFENSIVE TOUCHDOWNS, GAME**

TD	OPPONENT	DATE
1.	2	FR/BPR Tulane Oct. 28, 1961
	2	IR/IR Tulane Oct. 22, 1966
	2	FR/IR Tulane Oct. 24, 1970
	2	FR/IR Wake Forest Nov. 17, 1990
	2	FR/IR Duke Sept. 26, 1996
	2	BPR/FR NC State Oct. 10, 1998
	2	IR/IR Samford Sept. 9, 2006
	2	IR/IR Elon Aug. 31, 2013
	2	IR/FR NC State Nov. 8, 2014

**MOST NON-OFFENSIVE TOUCHDOWNS, GAME**

TD	OPPONENT	DATE
1.	2	FR/BPR Tulane Oct. 28, 1961
	2	PR/PR Navy Oct. 23, 1965
	2	IR/PR Vanderbilt Sept. 24, 1966
	2	IR/IR Tulane Oct. 22, 1966
	2	BPR/PR Duke Oct. 29, 1966
	2	FR/IR Tulane Oct. 24, 1970
	2	IR/PR The Citadel Sept. 30, 1978
	2	FR/IR Wake Forest Nov. 17, 1990
	2	FR/IR Duke Sept. 26, 1996
	2	BPR/FR NC State Oct. 10, 1998
	2	PR/FR Virginia Oct. 17, 1998
	2	KR/FR Maryland Oct. 31, 1998
	2	FR/PR Wake Forest Nov. 21, 1998
	2	FR/FR Navy Sept. 8, 2001
	2	IR/IR Samford Sept. 9, 2006
	2	IR/KR BYU Oct. 27, 2012
	2	IR/IR Elon Aug. 31, 2013
	2	IR/FR NC State Nov. 8, 2014

**MOST FIELD GOALS MADE, GAME**

FG	OPPONENT	DATE
1.	5	The Citadel Sept. 18, 1982
2.	4	Navy Nov. 17, 1973
	4	Florida State Oct. 17, 1992
	4	Clemson (OT) Sept. 29, 2001
	4	Notre Dame Sept. 1, 2007
	4	Clemson Dec. 5, 2009
	4	Kentucky Dec. 31, 2016
	4	Virginia Nov. 17, 2018
9.	3	36 times, most recently: North Carolina Sept. 25, 2021

**MOST FIELD GOALS MADE, QUARTER**

FG	OPPONENT	DATE
1.	3 (3rd)	The Citadel Sept. 18, 1982
	3 (2nd)	NC State Oct. 4, 2003
3.	2	56 times

**MOST FIELD GOALS MADE, HALF**

FG	OPPONENT	DATE
1.	4 (2nd)	The Citadel Sept. 18, 1982
2.	3 (1st)	Rice Sept. 24, 1960
	3 (1st)	Clemson Oct. 14, 1989
	3 (1st)	Clemson Oct. 28, 2000
	3 (1st)	Virginia Oct. 26, 2002
	3 (1st)	NC State Oct. 4, 2003
	3 (1st)	Notre Dame Sept. 1, 2007
	3 (1st)	Clemson Dec. 5, 2009
	3 (2nd)	Virginia Nov. 17, 2018

**MOST FIELD GOALS MADE, WITHOUT MISS**

FG	OPPONENT	DATE
1.	5	The Citadel Sept. 18, 1982
2.	4	Navy Nov. 17, 1973
	4	Kentucky Dec. 31, 2016
	4	Virginia Nov. 17, 2018

**MOST FIELD GOALS MISSED, GAME**

FG	OPPONENT	DATE
1.	5	NC State Oct. 20, 2001
2.	4	Duke Nov. 1, 1958
	4	Maryland Oct. 31, 1998
4.	3	16 times

**MOST FIELD GOALS MISSED, HALF**

FG	OPPONENT	DATE
1.	3 (2nd)	Georgia Nov. 29, 1969
	3 (1st)	Duke Oct. 30, 1982
	3 (2nd)	NC State Oct. 20, 2001
4.	2	44 times, most recently: 1st Florida State Sept. 12, 2020

**MOST FIELD GOALS ATTEMPTED, GAME**

FG	OPPONENT	DATE
1.	7	NC State Oct. 20, 2001
2.	6	Navy Nov. 18, 1972
3.	5	Duke Nov. 1, 1958
	5	VMI Nov. 10, 1973
	5	The Citadel Sept. 18, 1982
	5	Clemson Sept. 25, 1993
	5	Wake Forest Sept. 14, 1996
	5	Maryland Oct. 31, 1998
	5	Notre Dame Sept. 1, 2007
	5	vs. Utah (OT) Dec. 31, 2011

**MOST FIELD GOALS ATTEMPTED, QUARTER**

FG	OPPONENT	DATE
1.	3 (4th)	South Carolina Oct. 7, 1978
	3 (3rd)	The Citadel Sept. 18, 1982
	3 (4th)	Wake Forest Sept. 14, 1996
	3 (1st)	Florida State Nov. 2, 1996
	3 (4th)	Notre Dame Sept. 6, 1997
	3 (3rd)	vs. Miami Jan. 1, 2000
	3 (2nd)	North Carolina Nov. 1, 2001
	3 (2nd)	NC State Oct. 4, 2003
	3 (1st)	Notre Dame Sept. 1, 2007

**MOST FIELD GOALS ATTEMPTED, HALF**

FG	OPPONENT	DATE
1.	4 (2nd)	The Citadel Sept. 18, 1982
	4 (1st)	Clemson Sept. 25, 1993
	4 (2nd)	Wake Forest Sept. 14, 1996
	4 (2nd)	NC State Oct. 20, 2001
	4 (1st)	NC State Oct. 4, 2003
	4 (1st)	Notre Dame Sept. 1, 2007
7.	3	30 times

**MOST PATs MADE**

PAT	OPPONENT	DATE
1.	10	Navy Sept. 8, 2001
	10	Elon Aug. 31, 2013
3.	9	Wake Forest Nov. 21, 1998
	9	Samford Sept. 8, 2007
	9	W. Carolina Sept. 1, 2011
	9	Kansas Sept. 17, 2011
	9	Alabama A&M Nov. 23, 2013
	9	Alcorn State Sept. 3, 2015
	9	Tulane Sept. 12, 2015
	9	Louisville Oct. 5, 2018
11.	8	nine times

**MOST PATs ATTEMPTED**

PAT	OPPONENT	DATE
1.	10	Navy Sept. 8, 2001
	10	Elon Aug. 31, 2013
	10	Alcorn State Sept. 3, 2015
4.	9	Wake Forest Nov. 21, 1998
	9	Samford Sept. 8, 2007
	9	W. Carolina Sept. 1, 2011
	9	Kansas Sept. 17, 2011
	9	Alabama A&M Nov. 23, 2013
	9	Tulane Sept. 12, 2015
	9	Louisville Oct. 5, 2018
11.	8	nine times

**MOST PATs MISSED**

PAT	OPPONENT	DATE
1.	3	LSU Oct. 13, 1956
	3	Tennessee Oct. 11, 1958
	3	Duke Oct. 30, 1993
4.	2	six times



**TWO-POINT CONVERSIONS ATTEMPTED**

2PA (M)	OPPONENT	DATE
1. 4 (1)	Georgia	Nov. 27, 1975
2. 3 (3)	Duke	Nov. 2, 1968
3 (1)	Notre Dame	Nov. 15, 1969
3 (0)	vs. Mississippi	Dec. 30, 1971
3 (0)	Clemson (OT)	Sept. 29, 2001
3 (0)	Virginia	Nov. 10, 2001
3 (2)	Georgia	Nov. 29, 2008
8. 2	21 times	

**SAFETIES SCORED**

SAF	OPPONENT	DATE
1. 1	Tulane	Oct. 28, 1961
1	vs. Texas Tech	Dec. 31, 1965
1	Florida State	Sept. 19, 1970
1	Florida State	Nov. 13, 1971
1	Navy	Nov. 16, 1974
1	Chattanooga	Nov. 9, 1985
1	Wake Forest	Nov. 18, 1989
1	Boston College	Sept. 14, 1991
1	Georgia	Nov. 30, 1991
1	NC State	Oct. 10, 1998
1	Syracuse	Dec. 21, 2004
1	Boston College	Sept. 6, 2008
1	Tulane	Sept. 12, 2015
1	Virginia	Nov. 17, 2018
1	Clemson	Sept. 18, 2021

**SAFETIES ALLOWED**

SAF	OPPONENT	DATE
1. 2	South Carolina	Sept. 11, 1971
2. 1	27 times, most recently:	
	Duke	Nov. 28, 2020

**LONGEST KICKOFF RETURN FOR TOUCHDOWN**

YDS	OPPONENT	DATE
1. 100	Maryland	Oct. 31, 1998
100	North Carolina	Nov. 10, 2012
3. 99	NC State	Oct. 11, 1986
4. 98	Boston College	Nov. 13, 2021
5. 97	Notre Dame	Nov. 5, 1977
97	Auburn	Oct. 21, 1978
97	BYU	Oct. 27, 2012
8. 96	Pittsburgh	Oct. 8, 2016
9. 95	Georgia	Nov. 30, 1985
10. 93	Tennessee	Nov. 5, 1960
93	Tulane	Oct. 27, 1962

**MOST PUNT RETURNS FOR TOUCHDOWN**

PR	OPPONENT	DATE
1. 2	Navy	Oct. 23, 1965
2. 1	20 times	

**LONGEST PUNT RETURN FOR TOUCHDOWN**

YDS	OPPONENT	DATE
1. 95	South Carolina	Sept. 16, 1972
2. 87	Auburn	Oct. 20, 1956
3. 86	Navy	Oct. 23, 1965
4. 85	Clemson	Sept. 10, 2009
5. 80	Virginia	Nov. 22, 2003
6. 78	Vanderbilt	Sept. 18, 1965
7. 77	Navy	Oct. 23, 1965
8. 75	Auburn	Oct. 20, 1962
9. 74	Tennessee	Oct. 11, 1958
10. 73	North Carolina	Nov. 15, 2003

**LONGEST FUMBLE RETURN FOR TOUCHDOWN**

YDS	OPPONENT	DATE
1. 93	Notre Dame	Oct. 31, 2020
2. 90	Wake Forest	Nov. 21, 1998
3. 70	Kennesaw St.	Sept. 11, 2021
4. 60	Duke	Sept. 26, 1996
5. 54	Duke	Oct. 3, 1998
6. 43	NC State	Nov. 8, 2014
7. 42	North Carolina	Sept. 26, 1998
8. 40	Miss. State	Oct. 3, 2009
40	Miami (Fla.)	Nov. 6, 2021
10. 38	Virginia Tech	Sept. 30, 2006
38	Kentucky	Dec. 31, 2016

**MOST BLOCKED KICKS**

BLK	OPPONENT	DATE
1. 2 P/PAT	Tulane	Oct. 26, 1957
2 P/PAT	Rice	Sept. 24, 1960
2 P/P	Tulane	Oct. 28, 1961
2 PAT/PAT	Notre Dame	Nov. 18, 1967
2 FG/FG	Auburn	Oct. 18, 1969
2 FG/FG	Georgia	Nov. 27, 1975
2 FG/FG	Boston College	Sept. 14, 1991
2 P/P	Connecticut	Nov. 13, 2004
2 FG/PAT	vs. Mississippi	Dec. 30, 2013

**TOTAL OFFENSE**
**MOST FIRST DOWNS**

FD	OPPONENT	DATE
1. 35	Virginia Tech	Oct. 25, 2018
3. 34	Virginia	Nov. 9, 2000
4. 33	Tennessee	Sept. 4, 2017
5. 32	Georgia	Nov. 27, 2010
32	Georgia	Nov. 29, 2014
7. 31	The Citadel	Sept. 22, 1984
31	Clemson	Oct. 28, 2000
9. 30	NC State	Oct. 11, 1986
30	NC State	Oct. 30, 1999
30	Boston Coll.	Oct. 20, 2012
30	NC State	Nov. 8, 2014

**MOST FIRST DOWNS BY RUSHING**

FD	OPPONENT	DATE
1. 31	Virginia Tech	Oct. 25, 2018
2. 29	Tennessee	Sept. 4, 2017
3. 27	Georgia	Nov. 29, 2014
4. 26	VMI	Oct. 11, 1975
26	Georgia	Nov. 27, 2010
6. 25	S. Carolina	Sept. 14, 1974
25	Virginia	Oct. 2, 1976
8. 24	Middle Tenn.	Sept. 10, 2011
24	Boston Coll.	Oct. 20, 2012
24	NC State	Nov. 8, 2014
11. 23	Texas Tech	Dec. 31, 1965
23	Auburn	Oct. 18, 1975
23	Clemson	Dec. 5, 2009
23	Virginia	Oct. 9, 2010
23	Pittsburgh	Oct. 25, 2014

**MOST FIRST DOWNS BY PASSING**

FD	OPPONENT	DATE
1. 22	Clemson	Oct. 28, 2000
22	Virginia	Nov. 10, 2001
3. 18	Duke	Oct. 16, 1999
4. 17	Rice	Sept. 30, 1972
17	Virginia	Oct. 15, 1994
6. 16	Maryland	Oct. 22, 1994
16	Maryland	Nov. 9, 2000
16	Maryland	Oct. 17, 2002
16	Virginia	Oct. 26, 2002
16	NC State	Oct. 4, 2003
16	NC State	Oct. 6, 2005

**MOST FIRST DOWNS BY PENALTY**

FD	OPPONENT	DATE
1. 5	Duke	Nov. 16, 2002
5	S.C. State	Sept. 4, 2010
5	Virginia Tech	Nov. 12, 2015
5	Boston College	Oct. 24, 2020
4. 4	24 times, most recently:	
	Virginia Tech	Oct. 25, 2018

**FEWEST FIRST DOWNS**

FD	OPPONENT	DATE
1. 4	Vanderbilt	Sept. 18, 1965
2. 5	Georgia	Nov. 28, 1964
3. 6	Rice	Sept. 24, 1960
6	Alabama	Nov. 18, 1961
6	Notre Dame	Nov. 14, 1970
6	North Carolina	Oct. 4, 1980
6	Virginia Tech	Sept. 24, 2005
8. 7	Florida	Nov. 23, 1957
7	Kentucky	Sept. 19, 1959
7	Duke	Oct. 29, 1960
7	Auburn	Oct. 21, 1967
7	Notre Dame	Nov. 8, 1975
7	Georgia	Nov. 30, 2019
7	Clemson	Oct. 17, 2020

**FEWEST FIRST DOWNS BY RUSHING**

FD	OPPONENT	DATE
1. 0	Miami	Sept. 28, 1968
0	North Carolina	Oct. 4, 1980
0	Arizona	Sept. 1, 1994
4. 1	Florida State	Nov. 5, 1994
1	Virginia	Oct. 5, 1996
6. 2	Alabama	Nov. 18, 1961
2	Notre Dame	Nov. 16, 1968
2	Notre Dame	Nov. 14, 1970
2	Georgia	Nov. 24, 1979
2	Clemson	Sept. 26, 1987
2	Virginia	Oct. 15, 1994
2	Virginia Tech	Sept. 24, 2005

**FEWEST FIRST DOWNS BY PASSING**

FD	OPPONENT	DATE
1. 0	17 times, most recently:	
	S.C. State	Sept. 4, 2010

**BIGGEST FIRST-DOWN MARGIN**

MAR	OPP	DATE
1. 22 (28-6)	Texas A&M	Sept. 17, 1966
2. 21 (26-5)	Tulane	Oct. 27, 1956
2. 21 (31-10)	The Citadel	Sept. 22, 1984
4. 19 (29-10)	Wake Forest	Sept. 14, 1996
19 (34-15)	Virginia	Nov. 9, 2000
19 (35-16)	Virginia Tech	Oct. 25, 2018
7. 18 (29-11)	Virginia	Oct. 2, 1976
8. 17 (22-5)	Miami	Sept. 26, 1964
17 (26-9)	Navy	Nov. 7, 1970
17 (27-10)	VMI	Oct. 11, 1975
17 (23-6)	Connecticut	Sept. 17, 2005

**MOST OFFENSIVE PLAYS**

PL	OPPONENT	DATE
1. 97	South Carolina	Sept. 12, 1970
97	Clemson	Oct. 28, 2000
3. 96	Tennessee	Sept. 4, 2017
4. 94	Tennessee	Oct. 12, 1968
94	Virginia	Nov. 9, 2000
6. 92	Rice	Sept. 30, 1972
92	Virginia	Oct. 2, 1976
92	Virginia	Oct. 13, 1984
92	Maryland	Oct. 22, 1994
92	Georgia	Nov. 27, 2010

**FEWEST RUSHING YARDS**

YDS	OPPONENT	DATE
1. -42	Notre Dame	Nov. 16, 1968
2. -3	Navy	Nov. 9, 1968
3. 2	Georgia	Nov. 30, 1968
4. 5	Florida State	Nov. 5, 1994
5. 12	Purdue	Dec. 25, 1978
6. 13	Navy	Oct. 9, 1964
7. 19	Virginia	Oct. 15, 1994
8. 20	Arizona	Sept. 1, 1994
9. 24	Georgia	Nov. 27, 2004
10. 27	Georgia	Dec. 2, 1972

**MOST TOTAL OFFENSE YARDS, GAME**

YDS	OPPONENT	DATE
1. 768	Kansas	Sept. 17, 2011
2. 712	Presbyterian	Sept. 8, 2012
3. 662	W. Carolina	Sept. 1, 2011
4. 655	Tennessee	Sept. 4, 2017
5. 627	Virginia	Nov. 9, 2000
6. 623	The Citadel	Sept. 22, 1984
7. 612	Pittsburgh	Oct. 25, 2014
8. 611	North Carolina	Oct. 18, 2014
9. 610	Maryland	Oct. 9, 1993
10. 605	Duke	Oct. 29, 2016
11. 600	VMI	Oct. 11, 1975

**FEWEST OFFENSIVE PLAYS**

PL	OPPONENT	DATE
1. 38	Duke	Oct. 29, 1960
2. 41	Vanderbilt	Sept. 18, 1965
41	Virginia	Nov. 19, 2016
4. 42	Rice	Sept. 24, 1960
5. 43	Georgia	Nov. 28, 1964
6. 44	Florida	Nov. 23, 1957
44	Auburn	Oct. 18, 1958
44	Kentucky	Sept. 19, 1959
44	Tennessee	Oct. 10, 1959
44	Georgia	Nov. 27, 1975

**MOST RUSHING ATTEMPTS**

ATT	OPPONENT	DATE
1. 86	Virginia	Oct. 2, 1976
86	Tennessee	Sept. 4, 2017
3. 82	VMI	Oct. 11, 1975
4. 79	vs. Texas Tech	Dec. 31, 1965
79	Auburn	Oct. 18, 1975
6. 77	Georgia	Nov. 27, 2010
7. 76	Boston Coll.	Oct. 20, 2012
8. 75	Tulane	Oct. 25, 1975
9. 74	Virginia	Oct. 9, 2010
10. 72	Georgia	Nov. 30, 1974
72	Miami	Sept. 20, 1975
72	Duke	Nov. 17, 2012

**MOST TOTAL OFFENSE YARDS, HALF**

YDS	OPPONENT	DATE
1. 431 (2nd)	Kansas	Sept. 17, 2011
2. 418 (2nd)	Maryland	Oct. 9, 1993
3. 407 (1st)	Boston Coll.	Oct. 20, 2012
4. 398 (1st)	The Citadel	Sept. 22, 1984
5. 394 (1st)	W. Carolina	Sept. 1, 2011
6. 390 (2nd)	Air Force	Nov. 11, 1978
7. 386 (1st)	Virginia	Sept. 15, 2012
8. 373 (1st)	Maryland	Nov. 18, 2000
9. 369 (1st)	Wake Forest	Oct. 14, 2000
10. 364 (2nd)	Tennessee	Sept. 4, 2017

**HIGHEST AVERAGE PER PLAY**

AVG	OPPONENT	DATE
1. 13.5	Kansas	Sept. 17, 2011
2. 10.3	W. Carolina	Sept. 1, 2011
3. 9.9	Presbyterian	Sept. 8, 2012
9.9	Duke	Oct. 29, 2016
5. 9.7	Alcorn State	Sept. 3, 2015
6. 9.6	Virginia	Sept. 15, 2012
7. 9.5	Air Force	Nov. 11, 1978
8. 9.1	Elon	Aug. 31, 2013
9. 8.8	Pittsburgh	Oct. 17, 2015
10. 8.7	Tulane	Sept. 12, 2015

**FEWEST RUSHING ATTEMPTS**

ATT	OPPONENT	DATE
1. 19	Arizona	Sept. 1, 1994
19	N. Carolina	Oct. 8, 1994
3. 20	Alabama	Sept. 8, 1979
20	Georgia	Nov. 24, 1979
5. 21	Wake Forest	Oct. 5, 2002
6. 22	Georgia	Nov. 30, 2002
7. 23	BYU	Aug. 28, 2003
8. 24	Duke	Oct. 31, 1987
24	S. Carolina	Sept. 23, 1989
10. 25	Alabama	Nov. 18, 1961
25	Virginia Tech	Sept. 24, 2005

**FEWEST TOTAL OFFENSE YARDS, GAME**

YDS	OPPONENT	DATE
1. 96	Alabama	Nov. 18, 1961
2. 97	Rice	Sept. 24, 1960
3. 110	Florida State	Oct. 2, 1993
4. 112	Auburn	Oct. 18, 1958
5. 115	Duke	Oct. 31, 1959
6. 116	North Carolina	Oct. 4, 1980
7. 119	Notre Dame	Nov. 16, 1968
8. 122	Vanderbilt	Sept. 18, 1965
9. 124	Clemson	Sept. 22, 2016
10. 125	Duke	Oct. 29, 1960
125	Notre Dame	Nov. 5, 1977

**LOWEST AVERAGE PER PLAY**

AVG	OPPONENT	DATE
1. 2.1	Alabama	Nov. 18, 1961
2.1	Notre Dame	Nov. 8, 1980
3. 2.2	Tennessee	Oct. 8, 1966
2.2	Tennessee	Oct. 9, 1971
2.2	Florida State	Oct. 2, 1993
6. 2.3	Duke	Oct. 31, 1959
2.3	Rice	Sept. 24, 1960
2.3	Notre Dame	Nov. 16, 1968
2.3	North Carolina	Oct. 4, 1980
2.3	Auburn	Oct. 16, 1982

**HIGHEST AVERAGE PER RUSH**

AVG	OPPONENT	DATE
1. 12.1	Kansas	Sept. 17, 2011
2. 11.3	Air Force	Nov. 11, 1978
3. 9.4	Pittsburgh	Oct. 17, 2015
4. 9.2	Virginia	Sept. 15, 2012
9.2	Alcorn State	Sept. 3, 2015
6. 8.6	Maryland	Oct. 9, 1993
7. 8.4	Miami	Nov. 20, 2008
8. 8.3	Louisville	Oct. 5, 2018
9. 8.2	Alabama A&M	Nov. 23, 2013
10. 8.1	Miss. State	Sept. 20, 2008
8.1	Presbyterian	Sept. 8, 2012

**RUSHING****FEWEST TOTAL OFFENSE YARDS, HALF**

YDS	OPPONENT	DATE
1. -3 (2nd)	Navy	Oct. 23, 1965
2. 0 (2nd)	Miami	Sept. 28, 1968
3. 10 (2nd)	Notre Dame	Nov. 8, 1980
4. 18 (2nd)	Alabama	Nov. 17, 1962
18 (1st)	Duke	Nov. 1, 1980
6. 20 (1st)	Notre Dame	Nov. 14, 1970
7. 21 (2nd)	Tulane	Oct. 28, 1961
21 (2nd)	Florida State	Oct. 2, 1993
9. 22 (1st)	Clemson	Sept. 22, 2016
10. 23 (1st)	Tennessee	Oct. 11, 1969

**MOST RUSHING YARDS**

YDS	OPPONENT	DATE
1. 604	Kansas	Sept. 17, 2011
2. 558	VMI	Oct. 11, 1975
3. 542	Louisville	Oct. 5, 2018
4. 535	Tennessee	Sept. 4, 2017
5. 518	Tulane	Oct. 22, 1977
6. 510	Air Force	Nov. 11, 1978
7. 487	South Carolina	Sept. 14, 1974
8. 479	NC State	Nov. 8, 2014
9. 477	Virginia	Oct. 9, 2010
10. 476	Alcorn State	Sept. 3, 2015

**LOWEST AVERAGE PER RUSH**

AVG	OPPONENT	DATE
1. -1.3	Notre Dame	Nov. 16, 1968
2. -0.1	Navy	Nov. 9, 1968
3. 0.1	Georgia	Nov. 30, 1968
4. 0.2	Florida State	Nov. 5, 1994
5. 0.3	Navy	Oct. 9, 1964
6. 0.4	Purdue	Dec. 25, 1978
7. 0.6	Georgia	Dec. 2, 1972
0.6	Virginia	Oct. 15, 1994
9. 0.7	Georgia	Nov. 27, 2004
10. 0.9	Miami	Sept. 28, 1968
0.9	Notre Dame	Nov. 14, 1970
0.9	North Carolina	Oct. 30, 1997

**MOST PASS ATTEMPTS**

ATT	OPPONENT	DATE
1. 63	Tennessee	Oct. 12, 1968
2. 57	Clemson	Oct. 28, 2000
3. 55	Virginia	Nov. 10, 2001
4. 53	Maryland	Oct. 17, 2002
53	NC State	Oct. 6, 2005
6. 52	Navy	Nov. 9, 1968
7. 50	Virginia	Sept. 19, 1992
50	Florida State	Nov. 5, 1994
50	Maryland	Oct. 22, 1994
10. 49	Georgia	Dec. 5, 1981
49	Duke	Oct. 31, 1987

**HIGHEST COMPLETION PERCENTAGE**

NO MINIMUM		
PCT	OPPONENT	DATE
1. 1.000 (3-3)	vs. Pittsburgh	Dec. 29, 1956
1.000 (1-1)	Georgia	Nov. 30, 1974
1.000 (2-2)	Clemson	Sept. 27, 1975
1.000 (1-1)	Air Force	Oct. 1, 1977
5. .880 (22-25)	Florida State	Sept. 11, 1999
6. .857 (6-7)	Tulane	Oct. 26, 1974
7. .833 (10-12)	Samford	Sept. 8, 2007
.833 (5-6)	Duke	Oct. 31, 1964
9. .808 (21-26)	Virginia	Nov. 8, 1997
10. .800	Seven times, most recently:	
(4-5)	Alcorn State	Sept. 3, 2015

**PASSING**
**MOST PASS COMPLETIONS**

CMP	OPPONENT	DATE
1. 39	Virginia	Nov. 10, 2001
2. 35	Clemson	Oct. 28, 2000
3. 30	Maryland	Oct. 17, 2002
4. 29	Virginia	Nov. 9, 2000
5. 28	Wake Forest	Nov. 12, 1988
28	Virginia	Sept. 19, 1992
7. 27	Navy	Nov. 9, 1968
27	Georgia	Nov. 29, 1980
27	Georgia	Dec. 5, 1981
27	Maryland	Oct. 22, 1994
27	Duke	Nov. 8, 2003

**MOST PASS COMPLETIONS WITHOUT INTERCEPTION**

CMP	OPPONENT	DATE
1. 35	Clemson	Oct. 28, 2000
2. 30	Maryland	Oct. 17, 2002
3. 29	Virginia	Nov. 9, 2000
4. 26	Virginia	Oct. 26, 2002
5. 25	North Carolina	Sept. 10, 2005
6. 24	NC State	Oct. 23, 1993
24	North Carolina	Oct. 8, 1994
24	NC State	Oct. 20, 2001
24	NC State	Oct. 4, 2003
10. 23	three times	

**FEWEST PASS COMPLETIONS**

CMP	OPPONENT	DATE
1. 0	Florida	Nov. 24, 1956
0	Tennessee	Nov. 5, 1960
0	Georgia	Dec. 2, 1961
0	Michigan State	Sept. 18, 1971
0	Notre Dame	Nov. 8, 1975
0	South Carolina	Sept. 11, 1976
0	Notre Dame	Nov. 6, 1976
0	Miami	Sept. 17, 1977
0	Tennessee	Oct. 8, 1977
0	Duke	Oct. 29, 1977
0	Georgia	Nov. 26, 1977
0	Virginia Tech	Oct. 25, 2018

**FEWEST PASS ATTEMPTS**

ATT	OPPONENT	DATE
1. 0	Notre Dame	Nov. 6, 1976
0	Tennessee	Oct. 8, 1977
3. 1	Tennessee	Nov. 5, 1960
1	Georgia	Nov. 30, 1974
1	Miami	Sept. 17, 1977
1	Air Force	Oct. 1, 1977
1	Georgia	Nov. 26, 1977
1	Virginia Tech	Oct. 25, 2018
9. 2	Clemson	Sept. 27, 1975
2	Duke	Oct. 29, 1977
2	Louisville	Oct. 5, 2018

**MOST PASSES HAD INTERCEPTED**

INT	OPPONENT	DATE
1. 7	Wake Forest	Nov. 21, 1987
2. 6	Fresno State	Dec. 31, 2002
3. 5	Tennessee	Nov. 7, 1964
5	Rice	Sept. 30, 1972
5	Duke	Oct. 30, 1976
5	Virginia Tech	Nov. 1, 2007
7. 4	15 times	

**MOST YARDS PASSING**

YDS	OPPONENT	DATE
1. 486	Virginia	Nov. 10, 2001
2. 454	Clemson	Oct. 28, 2000
3. 416	Duke	Oct. 31, 1987
4. 387	Maryland	Sept. 30, 1999
387	Florida State	Sept. 11, 1999
6. 373	The Citadel	Sept. 12, 1987
7. 371	Rice	Sept. 30, 1972
8. 365	W. Carolina	Nov. 1, 2011
9. 361	Navy	Sept. 17, 1979
10. 359	Pittsburgh	Oct. 2, 2021

**FEWEST YARDS PASSING**

YDS	OPPONENT	DATE
1. 0	Florida	Nov. 24, 1956
0	Tennessee	Nov. 5, 1960
0	Georgia	Dec. 2, 1961
0	Michigan St.	Sept. 18, 1971
0	Notre Dame	Nov. 8, 1975
0	S. Carolina	Sept. 11, 1976
0	Notre Dame	Nov. 6, 1976
0	Miami	Sept. 17, 1977
0	Tennessee	Oct. 8, 1977
0	Duke	Oct. 29, 1977
0	Georgia	Nov. 26, 1977
0	Virginia Tech	Oct. 25, 2018

**HIGHEST COMPLETION PERCENTAGE**

MINIMUM 30 ATTEMPTS		
PCT	OPPONENT	DATE
1. .733 (22-30)	Clemson	Nov. 13, 1999
.733 (22-30)	Duke	Nov. 15, 1997

**HIGHEST COMPLETION PERCENTAGE**

MINIMUM 40 ATTEMPTS		
PCT	OPPONENT	DATE
1. .709 (39-55)	Virginia	Nov. 10, 2001

**LOWEST COMPLETION PERCENTAGE**

NO MINIMUM		
PCT	OPPONENT	DATE
1. .000 (0-8)	Florida	Nov. 24, 1956
.000 (0-1)	Tennessee	Nov. 5, 1960
.000 (0-6)	Georgia	Dec. 2, 1961
.000 (0-10)	Michigan St.	Sept. 18, 1971
.000 (0-4)	Notre Dame	Nov. 8, 1975
.000 (0-8)	S. Carolina	Sept. 11, 1976
.000 (0-0)	Notre Dame	Nov. 6, 1976
.000 (0-1)	Miami	Sept. 17, 1977
.000 (0-0)	Tennessee	Oct. 8, 1977
.000 (0-2)	Duke	Oct. 29, 1977
.000 (0-1)	Georgia	Nov. 26, 1977
.000 (0-1)	Virginia Tech	Oct. 25, 2018

**LOWEST COMPLETION PERCENTAGE**

MINIMUM 20 ATTEMPTS		
PCT	OPPONENT	DATE
1. .273 (6-22)	Georgia	Nov. 25, 2006
.273 (6-22)	Tulane	Oct. 28, 1967
.273 (6-22)	Duke	Sept. 26, 2015

**LOWEST COMPLETION PERCENTAGE**

MINIMUM 30 ATTEMPTS		
PCT	OPPONENT	DATE
1. .311 (14-45)	Wake Forest	Nov. 21, 1987
2. .314 (11-35)	Notre Dame	Nov. 18, 1967

**HIGHEST AVERAGE PER ATTEMPT**

AVG	OPPONENT	DATE
1. 42.0	Air Force	Oct. 1, 1977
2. 23.4	Kansas	Sept. 17, 2011
3. 22.8	W. Carolina	Sept. 1, 2011
4. 21.4	Middle Tenn.	Sept. 10, 2011
5. 19.4	Duke	Nov. 14, 2009
6. 19.0	Miss. State	Oct. 3, 2009
19.0	North Carolina	Sept. 18, 2010
8. 18.6	Tulane	Oct. 26, 1974
18.6	Duke	Oct. 29, 2016
10. 17.6	Syracuse	Oct. 19, 2013
17.6	Wofford	Aug. 30, 2014

## LOWEST AVERAGE PER ATTEMPT

AVG	OPPONENT	DATE
1. 0.0 (0-8)	Florida	Nov. 24, 1956
0.0 (0-1)	Tennessee	Nov. 5, 1960
0.0 (0-6)	Georgia	Dec. 2, 1961
0.0 (0-10)	Michigan St.	Sept. 18, 1971
0.0 (0-4)	Notre Dame	Nov. 8, 1975
0.0 (0-8)	S. Carolina	Sept. 11, 1976
0.0 (0-1)	Miami	Sept. 17, 1977
0.0 (0-2)	Duke	Oct. 29, 1977
0.0 (0-1)	Georgia	Nov. 26, 1977
0.0 (0-1)	Virginia Tech	Oct. 25, 2018

## HIGHEST AVERAGE PER COMPLETION

AVG	OPPONENT	DATE
1. 70.0 (2)	Virginia Tech	Nov. 11, 2017
2. 51.0 (1)	Virginia Tech	Oct. 17, 2009
3. 45.0 (2)	Duke	Nov. 20, 2010
4. 44.0 (3)	Miami	Sept. 22, 2012
5. 43.0 (1)	Tulane	Oct. 22, 1977
6. 42.0 (1)	Florida State	Oct. 4, 1975
42.0 (1)	Air Force	Oct. 1, 1977
8. 41.0 (4)	Kansas	Sept. 17, 2011
9. 40.0 (3)	Gardner-Webb	Oct. 11, 2008
40.0 (2)	Virginia Tech	Nov. 4, 2010

## LOWEST AVERAGE PER COMPLETION

AVG	OPPONENT	DATE
1. 2.7	vs. Tulsa	Jan. 4, 2004
2. 3.0	Pittsburgh	Sept. 21, 1974
3. 4.4	vs. Stanford	Dec. 25, 1991
4. 5.0	Notre Dame	Nov. 18, 1967
5.0	Tulane	Sept. 6, 2014
6. 5.5	Auburn	Oct. 15, 1977
7. 5.6	Florida State	Oct. 2, 1993
8. 5.8	Notre Dame	Nov. 8, 1980
9. 6.0	Georgia	Nov. 30, 1974
6.0	vs. Iowa	Jan. 5, 2010
6.0	S.C. State	Sept. 4, 2010

## MOST RECEIVERS TO CATCH PASS

NO	OPPONENT	DATE
1. 12	Georgia	Dec. 5, 1981
2. 11	Auburn	Oct. 18, 1986
11	Chattanooga	Sept. 22, 1990
11	Penn State	Aug. 28, 1991
11	Virginia	Sept. 19, 1992
11	Furman	Sept. 11, 1993
11	Duke	Sept. 24, 1994
11	Virginia	Nov. 9, 2000
9. 10	eight times	

## TURNOVERS

## MOST FUMBLES

FUM	OPPONENT	DATE
1. 9	Miami	Nov. 21, 2015
2. 8	SMU	Sept. 28, 1957
8	Kentucky	Sept. 20, 1958
8	Clemson	Oct. 7, 1967
8	Clemson	Sept. 22, 2018
6. 7	Tennessee	Oct. 12, 1968
7	Tennessee	Sept. 9, 1972
7	VMI	Oct. 11, 1975
7	vs. LSU	Dec. 29, 2000
10. 6	17 times	

## MOST FUMBLES LOST

FUM	OPPONENT	DATE
1. 6	Tennessee	Oct. 12, 1968
2. 5	Tulane	Oct. 26, 1957
5	Clemson	Oct. 3, 1970
5	Tennessee	Sept. 9, 1972
5	Duke	Oct. 30, 1976
6. 4	18 times	

## MOST TURNOVERS

TO	OPPONENT	DATE
1. 10	Duke	Oct. 30, 1976
2. 8	Tennessee	Oct. 12, 1968
8	Clemson	Oct. 3, 1970
8	Rice	Sept. 9, 1972
8	Wake Forest	Nov. 21, 1987
7. 7	Tennessee	Oct. 11, 1969
7	Notre Dame	Nov. 15, 1969
7	Tennessee	Oct. 10, 1970
7	Fresno State	Dec. 31, 2002

## MOST TOTAL PLAYS WITHOUT A

## TURNOVER

PL	OPPONENT	DATE
1. 97	Clemson	Oct. 28, 2000
2. 94	Virginia	Nov. 9, 2000
3. 91	Boston Coll.	Oct. 20, 2012
4. 88	Wake Forest	Sept. 14, 1996
5. 86	Duke	Nov. 17, 2012
6. 83	Clemson	Sept. 29, 1973
83	Clemson	Dec. 5, 2009
8. 82	NC State	Oct. 11, 1997
9. 81	four times	

## PUNTING

## MOST PUNTS

P	OPPONENT	DATE
1. 13	Georgia	Nov. 30, 2019
2. 12	Clemson	Oct. 7, 1967
12	Notre Dame	Nov. 14, 1970
12	Clemson	Sept. 26, 1987
12	Florida State	Oct. 18, 1997
6. 11	nine times	

## FEWEST PUNTS

P	OPPONENT	DATE
1. 0	Maryland	Nov. 22, 1997
0	Virginia	Nov. 9, 2000
0	Florida State	Oct. 10, 2009
0	Georgia	Nov. 28, 2009
0	Clemson	Dec. 5, 2009
0	NC State	Nov. 8, 2014
7. 1	21 times, most recently: Boston College	Nov. 13, 2021

## MOST PUNT YARDS

YDS	OPPONENT	DATE
1. 587	Georgia	Nov. 30, 2019
2. 553	Florida State	Oct. 18, 1997
3. 505	Clemson	Sept. 26, 1987
4. 464	Virginia Tech	Sept. 24, 2005
5. 454	Clemson	Oct. 7, 1967
454	Auburn	Oct. 16, 1982
7. 453	Boston Coll.	Sept. 15, 2007
8. 443	Notre Dame	Nov. 14, 1970
9. 440	North Carolina	Oct. 4, 1980
10. 435	Clemson	Oct. 17, 2020

## FEWEST PUNT YARDS

YDS	OPPONENT	DATE
1. 0	Maryland	Nov. 22, 1997
0	Virginia	Nov. 9, 2000
0	Florida State	Oct. 10, 2009
0	Georgia	Nov. 28, 2009
0	Clemson	Dec. 5, 2009
0	NC State	Nov. 8, 2014
7. 23	North Carolina	Oct. 3, 2015
8. 26	Virginia	Nov. 8, 1997
9. 33	NC State	Oct. 30, 1999
33	Boston College	Nov. 13, 2021

## HIGHEST PUNTING AVERAGE

## MINIMUM 2 ATTEMPTS

AVG	OPPONENT	DATE
1. 55.5	Clemson	Sept. 29, 2001
2. 55.0	Boston Coll.	Oct. 4, 1997
3. 54.5	Duke	Nov. 15, 1997
54.5	Duke	Oct. 16, 1999
5. 52.7	NC State	Oct. 11, 1997
52.7	Northern Ill.	Sept. 4, 2021
7. 52.5	Duke	Sept. 14, 2013
8. 52.2	Virginia	Nov. 19, 2016
9. 52.0	NC State	Oct. 1, 1994
52.0	Middle Tenn.	Sept. 10, 2011

## LOWEST PUNTING AVERAGE

## MINIMUM 2 ATTEMPTS

AVG	OPPONENT	DATE
1. 13.4	Auburn	Oct. 19, 1974
2. 19.3	Georgia	Nov. 29, 2003
3. 24.3	Alabama	Nov. 17, 1956
4. 24.5	Alabama A&M	Nov. 23, 2013
5. 25.0	Maryland	Nov. 18, 2000
6. 25.1	Georgia	Nov. 26, 1988
7. 25.6	Army	Sept. 25, 1971
8. 25.8	NC State	Oct. 4, 2003
9. 26.2	Miami	Jan. 1, 2000
10. 27.4	Virginia	Sept. 19, 1992



**PUNT RETURNS**

**MOST PUNT RETURNS**

PR	OPPONENT	DATE
1. 9	The Citadel	Sept. 1, 2001
2. 8	Tulane	Oct. 28, 1961
8	Florida	Sept. 29, 1962
8	Duke	Oct. 6, 2001
8	Florida State	Nov. 9, 2002
8	Duke	Nov. 16, 2002
8	Samford	Sept. 9, 2006
8	Samford	Sept. 8, 2007
9. 7	11 times	

**MOST PUNT RETURN YARDS**

YDS	OPPONENT	DATE
1. 249	Navy	Oct. 23, 1965
2. 197	Duke	Oct. 29, 1966
3. 149	Auburn	Oct. 20, 1962
4. 136	South Carolina	Sept. 16, 1972
5. 134	Florida State	Sept. 19, 1970
6. 120	Tennessee	Oct. 11, 1958
7. 117	Virginia	Oct. 17, 1998
8. 115	Samford	Sept. 8, 2007
9. 111	North Carolina	Nov. 1, 2001
10. 110	Vanderbilt	Aug. 31, 2002

**HIGHEST RETURN AVERAGE**

MINIMUM 2 RETURNS

AVG	OPPONENT	DATE
1. 68.0	South Carolina	Sept. 16, 1972
2. 60.0	Tennessee	Oct. 11, 1958
3. 49.8	Navy	Oct. 23, 1965
4. 49.7	Auburn	Oct. 20, 1962
5. 42.0	Virginia	Nov. 22, 2003
42.0	Miami	Sept. 22, 2012
7. 37.5	North Carolina	Nov. 15, 2003
8. 36.5	The Citadel	Sept. 30, 1978
36.5	Wake Forest	Nov. 21, 1998
10. 33.7	Duke	Oct. 31, 1992

**LOWEST RETURN AVERAGE**

MINIMUM 2 RETURNS

AVG	OPPONENT	DATE
1. -14.5	Georgia (OT)	Nov. 27, 1999
2. -4.6	Miami	Nov. 19, 2005
3. -4.0	vs. Air Force	Dec. 27, 2010
4. -3.5	NC State	Oct. 23, 1993
5. -1.5	Auburn	Oct. 18, 1975
-1.5	Vanderbilt	Oct. 31, 2009
7. -1.0	vs. Utah	Dec. 29, 2005
-1.0	Virginia	Sept. 21, 2006
-1.0	Northern Ill.	Sept. 4, 2021
10. -0.5	Florida State	Nov. 13, 1971
-0.5	Duke	Oct. 4, 2008

**KICK RETURNS**

**MOST KICKOFF RETURNS**

KR	OPPONENT	DATE
1. 11	Notre Dame	Nov. 5, 1977
2. 9	Georgia	Nov. 30, 2002
9	Clemson	Nov. 14, 2013
4. 8	Duke	Nov. 2, 1968
8	Duke	Oct. 31, 1987
8	Virginia	Nov. 6, 1999
7. 8	Virginia	Nov. 4, 2017
8. 7	19 times	

**FEWEST KICKOFF RETURNS**

KR	OPPONENT	DATE
1. 0	29 times, most recently: at NC State	Dec. 5, 2020

**MOST KICKOFF RETURN YARDS**

YDS	OPPONENT	DATE
1. 284 (11)	Notre Dame	Nov. 5, 1977
2. 236 (6)	Duke	Oct. 27, 1990
3. 230 (7)	North Carolina	Nov. 10, 2012
4. 204 (7)	Middle Tenn.	Sept. 29, 2012
5. 193 (7)	Miami	Oct. 14, 2017
6. 184 (6)	Duke	Oct. 28, 1989
7. 182 (6)	BYU	Oct. 27, 2012
8. 178 (7)	Georgia	Nov. 27, 1975
178 (8)	Virginia	Nov. 4, 2017
10. 173 (7)	NC State	Sept. 25, 2010

**HIGHEST RETURN AVERAGE**

MINIMUM 2 ATTEMPTS

AVG	OPPONENT	DATE
1. 60.5	Tulane	Oct. 26, 1957
2. 57.5	Auburn	Oct. 21, 1978
3. 52.0	Maryland	Oct. 31, 1998
4. 48.5	Tulane	Oct. 27, 1962
5. 47.3	Samford	Sept. 8, 2007
6. 46.5	UCF	Sept. 19, 2020
7. 46.3	Duke	Nov. 14, 2009
8. 45.0	W. Carolina	Nov. 4, 1989
9. 42.8	Clemson	Oct. 13, 1990
10. 39.2	Duke	Oct. 27, 1990
39.2	The Citadel	Sept. 14, 2019

**LOWEST RETURN AVERAGE**

MINIMUM 2 ATTEMPTS

AVG	OPPONENT	DATE
1. 0.0 (2)	USC	Sept. 22, 1961
2. 3.5 (2)	Jacksonville St.	Aug. 28, 2008
3. 4.5 (2)	Jacksonville St.	Sept. 9, 2017
4. 5.0 (2)	Clemson	Sept. 24, 1983
5. 6.5 (2)	Middle Tenn.	Oct. 16, 2010
6. 7.0 (4)	North Carolina	Oct. 20, 1990
7. 7.5 (2)	Georgia	Dec. 2, 1961
7.5 (2)	N.M. State	Sept. 12, 1998
9. 7.6 (5)	Iowa State	Dec. 18, 1972
10. 7.7 (3)	Georgia	Nov. 30, 1974

**DEFENSE**

**MOST INTERCEPTIONS**

INT	OPPONENT	DATE
1. 5	Duke	Nov. 1, 1969
5	Tulane	Oct. 24, 1970
5	VMI	Nov. 10, 1973
5	Chattanooga	Sept. 22, 1990
5. 4	20 times	

**MOST INTERCEPTION RETURN YARDS**

YDS	OPPONENT	DATE
1. 173 (3)	Elon	Aug. 31, 2013
2. 147 (3)	Clemson	Nov. 15, 2014
3. 139 (3)	Tulane	Oct. 22, 1966
4. 137 (4)	Wake Forest	Nov. 17, 1990
5. 135 (3)	Notre Dame	Nov. 15, 1969
6. 126 (2)	Samford	Sept. 9, 2006
7. 119 (2)	NC State	Nov. 8, 2014
8. 117 (2)	W. Carolina	Sept. 10, 2004
9. 95 (2)	NC State	Sept. 9, 1989
10. 93 (5)	Tulane	Oct. 24, 1970

**MOST FUMBLE RETURNS**

FR	OPPONENT	DATE
1. 4 (0)	Duke	Nov. 28, 2020
2. 3 (0)	UCF	Oct. 26, 1996
3 (0)	Louisville	Nov. 28, 2020
4. 2 (0)	NC State	Nov. 11, 1995
2 (28)	N.M. State	Sept. 12, 1998
2 (90)	Wake Forest	Nov. 21, 1998
2 (24)	Maryland	Oct. 23, 2003
2 (10)	Miami	Oct. 28, 2006
2 (2)	Alabama A&M	Nov. 23, 2013
2 (19)	Florida State	Sept. 12, 2020
2 (60)	North Carolina	Sept. 25, 2021

**MOST FUMBLE RETURN YARDS**

YDS	OPPONENT	DATE
1. 90 (2)	Wake Forest	Nov. 21, 1998
2. 70 (1)	Kennesaw St.	Sept. 11, 2021
3. 60 (1)	Duke	Sept. 26, 1996
60 (2)	North Carolina	Sept. 25, 2021
5. 54 (1)	Duke	Oct. 3, 1998
6. 43 (1)	NC State	Nov. 8, 2014
7. 42 (1)	North Carolina	Sept. 26, 1998
8. 40 (1)	Miss. State	Oct. 3, 2009
9. 38 (1)	Virginia Tech	Sept. 30, 2006
38 (1)	Kentucky	Dec. 31, 2016

**MOST TACKLES FOR LOSS**

TFL	OPPONENT	DATE
1. 19	Notre Dame	Sept. 1, 2007
2. 18	Auburn	Sept. 6, 2003
3. 17	Maryland	Nov. 22, 1997
17	Clemson	Sept. 29, 2001
5. 16	NC State	Oct. 4, 2003
6. 15	Florida State	Dec. 1, 2001
15	NC State	Nov. 6, 2004
8. 14	Navy	Sept. 16, 2000
14	Clemson	Sept. 29, 2007
14	Gardner-Webb	Oct. 11, 2008



**MOST PASS BREAK-UPS**

PBU	OPPONENT	DATE
1. 19	Chattanooga	Nov. 9, 1985
2. 18	Tulane	Oct. 25, 1975
3. 15	Tulane	Oct. 23, 1971
4. 14	Maryland	Sept. 28, 1995
5. 12	Tulane	Nov. 8, 1969
12	W. Carolina	Oct. 12, 1985
7. 11	Florida State	Oct. 4, 1975
11	Tulane	Oct. 22, 1977
11	Wake Forest	Nov. 4, 1995
11	Georgia	Nov. 25, 2000
11	BYU	Sept. 21, 2002

**MOST SACKS**

SKS	OPPONENT	DATE
1. 11	Maryland	Oct. 6, 1990
11	Maryland	Oct. 9, 1993
3. 9	NC State	Sept. 14, 1985
9	Notre Dame	Sept. 1, 2007
5. 8	NC State	Oct. 3, 1992
8	Duke	Oct. 21, 2000
8	Duke	Nov. 10, 2007
8	North Carolina	Sept. 25, 2021
9. 7	10 times	

**MOST SACK YARDS**

YDS	OPPONENT	DATE
1. 70 (7)	vs. Tulsa	Jan. 4, 2004
2. 69 (9)	Notre Dame	Sept. 1, 2007
3. 67 (11)	Maryland	Oct. 9, 1993
4. 66 (8)	Duke	Oct. 21, 2000
5. 65 (11)	Maryland	Oct. 6, 1990
6. 62 (7)	Maryland	Oct. 9, 2004
7. 61 (6)	Maryland	Sept. 28, 1995
8. 56 (7)	NC State	Sept. 14, 1985
56 (7)	Maryland	Nov. 22, 1997
10. 54 (6)	Boston College	Sept. 14, 1991

**PENALTIES****MOST PENALTIES**

PEN	OPPONENT	DATE
1. 19	Florida State	Sept. 9, 2000
2. 15	Syracuse	Sept. 26, 2020
3. 14	Duke	Sept. 26, 1996
4. 13	Chattanooga	Sept. 10, 1988
13	Maryland	Oct. 9, 1993
13	Florida State	Sept. 11, 1999
7. 12	Georgia	Nov. 28, 1987
12	Army	Oct. 20, 2007
12	NC State	Dec. 5, 2020
10. 11	14 times	

**FEWEST PENALTIES**

PEN	OPPONENT	DATE
1. 0	LSU	Oct. 12, 1957
0	Duke	Oct. 29, 1960
0	Tulane	Oct. 26, 1963
0	TCU	Sept. 21, 1968
0	Navy	Nov. 9, 1968
0	Syracuse	Oct. 19, 2013
0	Alcorn State	Sept. 3, 2015
8. 1	42 times, most recently:	
	Miami	Oct. 14, 2017

**MOST PENALTY YARDS**

YDS	OPPONENT	DATE
1. 140	Florida State	Sept. 9, 2000
2. 137	Florida State	Sept. 11, 1999
3. 121	Georgia	Nov. 28, 1987
4. 117	Duke	Sept. 26, 1996
5. 116	Georgia	Dec. 2, 1989
6. 115	Georgia	Nov. 26, 1960
115	Georgia	Nov. 26, 1977
8. 112	Duke	Nov. 28, 2020
9. 111	Maryland	Oct. 9, 1993
111	NC State	Dec. 5, 2020

**FEWEST PENALTY YARDS**

YDS	OPPONENT	DATE
1. 0 (0)	LSU	Oct. 12, 1957
0 (0)	Duke	Oct. 29, 1960
0 (0)	Tulane	Oct. 26, 1963
0 (0)	TCU	Sept. 21, 1968
0 (0)	Navy	Nov. 9, 1968
0 (0)	Syracuse	Oct. 19, 2013
0 (0)	Alcorn State	Sept. 3, 2015
8. 5	24 times, most recently:	
	Northern Ill.	Sept. 4, 2021

**MISCELLANEOUS****MOST THIRD-DOWN CONVERSIONS**

3D	OPPONENT	DATE
1. 14 (of 19)	Virginia	Nov. 9, 2000
2. 13 (of 23)	Tulane	Oct. 4, 1958
13 (of 18)	Virginia	Oct. 5, 1974
13 (of 21)	West Virginia	Dec. 29, 1997
13 (of 20)	Maryland	Oct. 8, 2011
13 (of 20)	Boston Coll.	Oct. 20, 2012
13 (of 20)	Duke	Nov. 17, 2012
13 (of 18)	Tennessee	Sept. 4, 2017
9. 12	seven times	

**HIGHEST THIRD-DOWN CONVERSION PERCENTAGE**

PCT	OPPONENT	DATE
1. .889 (8-9)	Elon	Aug. 31, 2013
2. .833 (10-12)	Tulane	Sept. 6, 2014
3. .800 (8-10)	Florida State	Oct. 10, 2009
.800 (8-10)	NC State	Nov. 8, 2014
5. .777 (7-9)	Wake Forest	Nov. 21, 1998
6. .750 (9-12)	USC	Sept. 22, 1961
.750 (9-12)	W. Carolina	Sept. 1, 2011
.750 (6-8)	Mercer	Sept. 10, 2016
9. .737 (14-19)	Virginia	Nov. 9, 2000
10. .727 (8-11)	Virginia	Nov. 5, 1966
.727 (8-11)	Wake Forest	Nov. 18, 1989
.727 (8-11)	Virginia	Nov. 8, 1997

**FEWEST THIRD-DOWN CONVERSIONS**

3D	OPPONENT	DATE
1. 0 (0-13)	North Carolina	Oct. 4, 1980
0 (0-10)	BYU	Oct. 27, 2012
3. 1	16 times, most recently:	
(1-12)	Clemson	Oct. 10, 2015

**LOWEST THIRD-DOWN CONVERSION PERCENTAGE**

PCT	OPPONENT	DATE
1. .000 (0-13)	North Carolina	Oct. 4, 1980
.000 (0-10)	BYU	Oct. 27, 2012
3. .067 (1-15)	Notre Dame	Nov. 8, 1975
4. .077 (1-13)	Georgia	Nov. 30, 1991
.077 (1-13)	vs. Miami	Jan. 1, 2000
6. .083 (1-12)	Florida	Sept. 22, 1979
.083 (1-12)	Clemson	Sept. 24, 1983
.083 (1-12)	Maryland	Oct. 8, 1988
.083 (1-12)	Clemson	Oct. 10, 2015
10. .091 (1-11)	Georgia	Nov. 28, 1964
.091 (1-11)	Notre Dame	Nov. 5, 1977

**MOST THIRD-DOWN ATTEMPTS**

3D	OPPONENT	DATE
1. 23 (13)	Tulane	Oct. 4, 1958
23 (11)	Clemson	Oct. 28, 2000
23 (11)	Maryland (OT)	Oct. 11, 2001
4. 21 (9)	Georgia	Dec. 1, 1973
21 (12)	Virginia	Oct. 13, 1984
21 (11)	North Carolina	Oct. 21, 1989
21 (13)	vs. W. Virginia	Dec. 29, 1997
8. 20	18 times	

**MOST FOURTH-DOWN CONVERSIONS**

4D	OPPONENT	DATE
1. 5 (of 7)	LSU	Oct. 13, 1956
5 (of 5)	Duke	Nov. 2, 1957
5 (of 6)	Auburn	Oct. 18, 1986
4. 4 (of 5)	Tennessee	Oct. 10, 1970
4 (of 4)	Duke	Nov. 17, 2012
4 (of 4)	Florida State	Dec. 1, 2012
4 (of 5)	Miami	Oct. 5, 2013
8. 3	26 times, most recently:	
(of 3)	Pitt	Dec. 10, 2020

**MOST FOURTH-DOWN ATTEMPTS**

4D	OPPONENT	DATE
1. 7 (5)	LSU	Oct. 13, 1956
7 (3)	Georgia	Nov. 24, 2012
3. 6 (3)	Notre Dame	Nov. 15, 1969
6 (5)	Auburn	Oct. 18, 1986
6 (2)	vs. LSU	Dec. 31, 2008
6. 5	14 times, most recently:	
(3)	North Carolina	Oct. 3, 2015

**MOST TIME OF POSSESSION**

TOP	OPPONENT	DATE
1. 43:45	Boston Coll.	Oct. 20, 2012
2. 42:43	Virginia	Oct. 24, 2009
3. 42:39	South Carolina	Sept. 12, 1970
4. 42:18	Virginia Tech	Oct. 25, 2018
5. 42:10	Wake Forest	Sept. 14, 1996
6. 42:06	North Carolina	Sept. 26, 2009
7. 41:27	Tennessee	Sept. 4, 2017
8. 40:46	Duke	Nov. 1, 1986
9. 40:45	Miami	Oct. 4, 2014
10. 40:38	North Carolina	Sept. 21, 2013



**LOWEST TIME OF POSSESSION**

	TOP	OPPONENT	DATE
1.	16:38	Alabama	Sept. 8, 1979
2.	18:10	The Citadel	Sept. 14, 2019
3.	18:28	North Carolina	Oct. 8, 1994
4.	19:01	Clemson	Sept. 27, 1986
5.	19:08	Georgia	Nov. 24, 1979
6.	19:35	Arizona	Sept. 1, 1994
7.	19:53	Navy	Nov. 12, 1977
8.	20:09	Georgia	Nov. 25, 1993
9.	20:50	Duke	Oct. 21, 2000
10.	20:54	BYU	Aug. 28, 2003
	20:54	North Carolina	Oct. 16, 1993

**LONGEST SCORING DRIVES (PLAYS)**

	PL	OPPONENT	DATE
1.	20	Duke	Nov. 1, 1975
	20	Navy	Nov. 15, 1975
	20	North Carolina	Nov. 11, 2006
	20 (FG)	North Carolina	Sept. 18, 2010
	20	Miami	Oct. 22, 2011
6.	19	Duke	Nov. 3, 1962
	19 (FG)	Army	Sept. 25, 1971
	19	Virginia	Oct. 15, 2011
9.	18	12 times, most recently:	
		North Carolina	Sept. 30, 2017

**SHORTEST SCORING DRIVES (YARDS)**

	YDS	OPPONENT	DATE
1.	-6 (FG)	Duke	Nov. 1, 1969
	-6 (FG)	Virginia	Nov. 19, 2016
3.	-5 (FG)	Auburn	Oct. 15, 1977
	-5 (FG)	Georgia	Nov. 25, 2006
	-4 (FG)	Florida State	Sept. 12, 2020
6.	-2 (FG)	Notre Dame	Nov. 18, 1967
	-2 (FG)	Notre Dame	Nov. 8, 1975
	-2 (FG)	Clemson	Oct. 10, 2015
9.	-1 (FG)	Pittsburgh	Nov. 2, 2019
10.	0 (FG)	Baylor	Nov. 7, 1992

**MOST PLAYERS TO SCORE TOUCHDOWN**

	PL	OPPONENT	DATE
1.	9	Elon	Aug. 31, 2013
2.	8	Navy	Sept. 8, 2001
	8	Presbyterian	Sept. 8, 2012
	8	Tulane	Sept. 12, 2015
5.	7	Wake Forest	Nov. 21, 1998
	7	W. Carolina	Sept. 1, 2011
	7	Alabama A&M	Nov. 23, 2013
	7	Alcorn State	Sept. 3, 2015
9.	6	12 times	

**LONGEST SCORING DRIVES (TIME)**

	TOP	OPPONENT	DATE
1.	10:47	Virginia	Oct. 24, 2009
2.	10:32 (FG)	N. Carolina	Sept. 18, 2010
3.	10:30	N. Carolina	Nov. 11, 2006
4.	9:41	Middle Tenn.	Sept. 10, 2011
5.	9:31	Virginia	Oct. 15, 2011
6.	9:30	Navy	Nov. 15, 1975
7.	9:27	Florida State	Oct. 24, 1998
8.	9:25	Middle Tenn.	Sept. 10, 2011
9.	9:15	Miami	Oct. 22, 2011
10.	9:13	Duke	Nov. 1, 1975

**MOST PLAYERS TO RUSH FOR TOUCHDOWN**

	PL	OPPONENT	DATE
1.	6	Samford	Sept. 8, 2007
	6	Kansas	Sept. 17, 2011
	6	Presbyterian	Sept. 8, 2012
	6	Elon	Aug. 31, 2013
	6	Alabama A&M	Nov. 23, 2013
	6	Alcorn State	Sept. 3, 2015
	6	Tulane	Sept. 12, 2015
8.	5	W. Carolina	Sept. 1, 2011
	5	North Carolina	Nov. 10, 2012
	5	Pittsburgh	Oct. 25, 2014
	5	Louisville	Oct. 5, 2018

**SHORTEST SCORING DRIVES (YARDS)**

	YDS	OPPONENT	DATE
1.	99	Tulane	Oct. 22, 1977
	99	Maryland	Oct. 8, 1988
	99	Samford	Sept. 4, 2004
	99	Elon	Aug. 31, 2013
	99	Pitt	Sept. 15, 2018
6.	98	South Carolina	Oct. 19, 1991
	98	N.M. State	Sept. 12, 1998
	98	Maryland	Nov. 18, 2000
	98	Middle Tenn.	Sept. 10, 2011
	98	Pitt	Dec. 10, 2020

**MOST PLAYERS TO CATCH TOUCHDOWN**

	PL	OPPONENT	DATE
1.	4	Clemson	Nov. 13, 1999
	4	Georgia	Nov. 27, 1999
3.	3	30 times, most recently:	
		Duke	Nov. 28, 2020

**SHORTEST SCORING DRIVES (PLAYS)**

	PL	OPPONENT	DATE
1.	1	115 times, most recently:	
		Duke	Nov. 28, 2020

**MOST PLAYERS TO THROW FOR TOUCHDOWN**

	PL	OPPONENT	DATE
1.	3	Tulane	Oct. 27, 1956
	3	North Carolina	Nov. 17, 2007
3.	2	35 times, most recently:	
		Louisville	Oct. 9, 2020

**SHORTEST SCORING DRIVES (TIME)**

	TOP	OPPONENT	DATE
1.	0:03	Wake Forest	Sept. 20, 1997
	0:03	Connecticut	Sept. 7, 2002
	0:03	Duke	Oct. 15, 2005
	0:03	Duke	Nov. 14, 2009
5.	0:04	VMI	Nov. 8, 1986
	0:04	N.M. State	Sept. 12, 1998
	0:04	Navy	Sept. 16, 2000
8.	0:05	five times	

**RUSHING****MOST RUSHING ATTEMPTS**

ATT	TEAM	DATE
1. 79	Alabama	Sept. 8, 1979
2. 78	Georgia	Nov. 27, 1975
3. 75	Clemson	Oct. 13, 1990
4. 73	Notre Dame	Nov. 16, 1968
73	Duke	Oct. 30, 1976
73	North Carolina	Oct. 2, 1982
7. 72	North Carolina	Oct. 4, 1980
72	North Carolina	Oct. 8, 1994
9. 71	The Citadel	Sept. 14, 2019
10. 70	five times	

**FEWEST RUSHING ATTEMPTS**

ATT	TEAM	DATE
1. 12	Virginia	Oct. 24, 2009
2. 15	Samford	Sept. 9, 2006
3. 16	Samford	Sept. 4, 2004
16	Boston College	Oct. 20, 2012
5. 17	Wake Forest	Nov. 4, 1995
17	North Carolina	Nov. 1, 2001
7. 18	Georgia	Nov. 25, 2000
18	North Carolina	Sept. 26, 2009
9. 19	Wake Forest	Sept. 14, 1996
19	NC State	Oct. 4, 2003

**MOST RUSHING YARDS**

YDS	TEAM	DATE
1. 431	Georgia	Nov. 27, 1975
2. 411	Clemson	Aug. 29, 2019
3. 399	Duke	Oct. 30, 1976
4. 381	Auburn	Oct. 20, 1979
5. 377	Auburn	Oct. 19, 1985
6. 366	Tennessee	Oct. 13, 1973
7. 361	Alabama	Sept. 11, 1982
8. 357	Duke	Nov. 2, 1968
357	Tennessee	Oct. 9, 1976
10. 353	Tennessee	Oct. 13, 1979
353	North Carolina	Nov. 5, 2016

**FEWEST RUSHING YARDS**

YDS	TEAM	DATE
1. -56	Tulsa	Jan. 4, 2004
2. -30	Maryland	Sept. 28, 1995
3. -20	Maryland	Oct. 6, 1990
4. -11	Navy	Nov. 7, 1970
5. -9	Florida	Sept. 14, 1963
6. -8	NC State	Oct. 4, 2003
-8	Notre Dame	Sept. 1, 2007
8. -5	Pittsburgh	Nov. 2, 2013
9. 8	UCF	Sept. 2, 2000
8	Maryland	Oct. 9, 2004

**HIGHEST AVERAGE PER RUSH**

AVG	TEAM	DATE
1. 9.5	Clemson	Dec. 5, 2009
2. 8.4	Clemson	Oct. 21, 2006
8.4	Clemson	Aug. 29, 2019
4. 8.1	North Carolina	Nov. 5, 2016
5. 7.8	Florida State	Nov. 2, 1996
6. 7.7	Georgia	Nov. 28, 2009
7. 7.6	Tennessee	Oct. 13, 1973
8. 7.5	Vanderbilt	Oct. 31, 2009
7.5	North Carolina	Oct. 3, 2015
10. 7.3	at Miami	Oct. 5, 2013

**LOWEST AVERAGE PER RUSH**

AVG	TEAM	DATE
1. -2.2	vs. Tulsa	Jan. 4, 2004
2. -1.3	Maryland	Sept. 28, 1995
3. -0.8	Maryland	Oct. 6, 1990
4. -0.4	NC State	Oct. 4, 2003
5. -0.3	Navy	Nov. 7, 1970
6. -0.2	Florida	Sept. 14, 1963
-0.2	Notre Dame	Sept. 1, 2007
-0.2	Pittsburgh	Nov. 2, 2013
9. 0.2	Maryland	Oct. 9, 2004
10. 0.3	UCF	Sept. 2, 2000

**MOST RUSHING TOUCHDOWNS**

TD	TEAM	DATE
1. 6	Duke	Nov. 2, 1968
6	Georgia	Nov. 30, 1968
6	Alabama	Sept. 11, 1982
4. 5	11 times, most recently:	
	Clemson	Aug. 29, 2019

**PASSING****MOST PASSING ATTEMPTS**

ATT	TEAM	DATE
1. 65	Wake Forest	Nov. 4, 1995
2. 64	Wake Forest	Nov. 21, 1998
3. 63	Georgia	Nov. 25, 2000
4. 62	Virginia	Oct. 26, 2013
5. 61	Duke	Nov. 15, 1997
6. 59	Virginia	Oct. 26, 2002
7. 57	W. Carolina	Oct. 12, 1985
57	BYU	Sept. 21, 2002
9. 56	Georgia	Nov. 27, 1999
10. 54	Virginia Tech	Sept. 30, 2006

**FEWEST PASSING ATTEMPTS**

ATT	TEAM	DATE
1. 1	Alabama	Nov. 14, 1953
1	Kentucky	Sept. 20, 1958
3. 2	Alabama	Nov. 15, 1958
2	Auburn	Oct. 17, 1959
5. 3	Florida	Sept. 26, 1953
3	Georgia	Nov. 29, 1958
3	Tennessee	Nov. 11, 1961
3	Alabama	Nov. 16, 1963
9. 4	three times	

**MOST COMPLETIONS**

CMP	TEAM	DATE
1. 43	Virginia	Oct. 26, 2013
2. 42	Wake Forest	Nov. 21, 1998
3. 41	Florida State	Oct. 21, 1995
41	Wake Forest	Nov. 4, 1995
41	Duke	Nov. 15, 1997
41	Virginia	Oct. 26, 2002
7. 37	Georgia	Nov. 25, 2000
8. 33	Florida State	Oct. 18, 1997
33	Clemson	Oct. 17, 2020
10. 32	five times, most recently:	
	Virginia Tech	Nov. 12, 2016

**FEWEST COMPLETIONS**

CMP	TEAM	DATE
1. 0	Alabama	Nov. 14, 1953
0	Auburn	Oct. 17, 1959
0	Missouri	Dec. 22, 1962
0	Georgia	Nov. 30, 1974
5. 1	Alabama	Nov. 15, 1958
1	Georgia	Nov. 29, 1958
1	Alabama	Nov. 14, 1959
1	Alabama	Nov. 16, 1963

**MOST PASSING YARDS**

YDS	TEAM	DATE
1. 501	Wake Forest	Nov. 4, 1995
2. 500	Clemson	Oct. 17, 2020
3. 494	Wake Forest	Nov. 21, 1998
4. 489	Florida State	Oct. 18, 1997
489	Duke	Nov. 15, 1997
6. 463	Florida State	Sept. 9, 2000
7. 453	Mississippi St.	Dec. 31, 2014
8. 436	Miami	Sept. 22, 2012
9. 435	at Georgia	Nov. 25, 2000
435	Boston College	Sept. 15, 2007

**FEWEST PASSING YARDS**

YDS	TEAM	DATE
1. -3	South Carolina	Nov. 19, 1949
2. -1	Georgia	Nov. 29, 1958
3. 0	Alabama	Nov. 14, 1953
0	Auburn	Oct. 17, 1959
0	Missouri	Dec. 22, 1962
0	Georgia	Nov. 30, 1974
7. 1	Florida	Sept. 26, 1953
8. 6	Clemson	Oct. 7, 1972
9. 9	South Carolina	Oct. 7, 1978
10. 10	Alabama	Nov. 15, 1958

**MOST PASSING TOUCHDOWNS**

TD	TEAM	DATE
1. 7	Clemson	Oct. 17, 2020
2. 6	Duke	Oct. 31, 1987
3. 5	Notre Dame	Nov. 5, 1977
5	Penn State	Aug. 28, 1991
5	Virginia	Nov. 10, 2001
5	Georgia	Nov. 29, 2008
5	Florida State	Oct. 10, 2009
8. 4	17 times	

**MOST INTERCEPTIONS THROWN**

INT	TEAM	DATE
1. 5	Tulane	Oct. 24, 1970
5	VMI	Nov. 10, 1973
5	Chattanooga	Sept. 22, 1990
4. 4	21 times	

**HIGHEST COMPLETION PERCENTAGE**

PCT	TEAM	DATE
1. 1.000 (1-1)	Kentucky	Sept. 20, 1958
2. .938 (15-16)	Duke	Oct. 29, 1960
3. .818 (27-33)	Duke	Oct. 29, 1983
.818 (9-11)	Georgia	Nov. 28, 1987
5. .804 (41-51)	Florida State	Oct. 21, 1995
6. .800 (4-5)	Georgia	Nov. 27, 1976
.800 (20-25)	at Miami	Sept. 17, 2009
8. .789 (15-19)	NC State	Oct. 6, 1984
.789 (15-19)	at Georgia	Nov. 27, 2010
10. .778 (14-18)	at Georgia	Nov. 24, 2012



**LOWEST COMPLETION PERCENTAGE**

PCT	TEAM	DATE
1. .000 (0-2)	Auburn	Oct. 17, 1959
.000 (0-7)	Missouri	Dec. 22, 1962
.000 (0-7)	Georgia	Nov. 30, 1974
4. .143 (2-14)	Penn State	Nov. 12, 1966
5. .190 (4-21)	Florida	Sept. 22, 1979
6. .200 (3-15)	Clemson	Sept. 28, 1963
.200 (2-10)	Auburn	Oct. 19, 1985
8. .211 (4-19)	Texas A&M	Sept. 17, 1966
9. .214 (3-14)	Clemson	Oct. 13, 1990
10. .217 (5-23)	Clemson	Oct. 7, 1967

**HIGHEST AVERAGE PER ATTEMPT**

AVG	TEAM	DATE
1. 31.0	Kentucky	Sept. 20, 1958
2. 16.1	Virginia Tech	Nov. 10, 2011
3. 15.0	Maryland	Oct. 6, 2007
4. 14.7	at Miami	Oct. 5, 2013
5. 14.3	at Georgia	Nov. 27, 2010
6. 14.1	Baylor	Nov. 7, 1992
7. 13.9	Virginia Tech	Nov. 16, 2019
8. 13.5	Navy	Nov. 23, 1996
9. 13.2	Georgia	Nov. 25, 2017
10. 12.9	Auburn	Oct. 20, 1973
12.9	Georgia	Dec. 5, 1981
12.9	Georgia	Nov. 30, 2002

**LOWEST AVERAGE PER ATTEMPT**

AVG	TEAM	DATE
1. -0.3	Georgia	Nov. 29, 1958
2. 0.0	Auburn	Oct. 17, 1959
0.0	Missouri	Dec. 22, 1962
0.0	Georgia	Nov. 30, 1974
5. 0.5	Clemson	Oct. 7, 1972
6. 1.1	Tulane	Oct. 27, 1956
7. 1.2	Duke	Oct. 14, 1961
8. 1.3	South Carolina	Oct. 7, 1978
9. 1.5	The Citadel	Sept. 18, 1982
10. 1.6	Auburn	Oct. 21, 1978

**HIGHEST AVERAGE PER COMPLETION**

AVG	TEAM	DATE
1. 31.0	Kentucky	Sept. 20, 1958
2. 29.9	Virginia Tech	Nov. 10, 2011
3. 28.5	Alabama	Sept. 6, 1980
4. 26.8	Virginia	Oct. 13, 1984
5. 25.5	Maryland	Oct. 6, 2007
25.5	Duke	Sept. 9, 1978
7. 25.3	Baylor	Nov. 7, 1992
8. 24.8	Georgia	Nov. 27, 1982
9. 24.3	Tennessee	Oct. 12, 1963
10. 23.7	Tennessee	Nov. 10, 1956

**LOWEST AVERAGE PER COMPLETION**

AVG	TEAM	DATE
1. -1.0	Georgia	Nov. 29, 1958
2. 1.2	Clemson	Oct. 7, 1972
3. 3.3	Duke	Oct. 14, 1961
4. 4.0	Tulane	Oct. 27, 1956
5. 4.5	South Carolina	Oct. 7, 1978
6. 5.2	Auburn	Oct. 18, 1958
7. 5.3	Virginia Tech	Sept. 13, 2008
5.3	The Citadel	Sept. 18, 1982
9. 5.5	North Carolina	Oct. 5, 1985
10. 5.8	Two times	

**TOTAL OFFENSE**

**MOST TOTAL OFFENSE YARDS**

YDS	TEAM	DATE
1. 671	Clemson	Oct. 17, 2020
2. 667	Notre Dame	Nov. 5, 1977
3. 660	UCF	Sept. 19, 2020
4. 636	North Carolina	Nov. 5, 2016
636	Virginia	Oct. 23, 2021
6. 632	Clemson	Aug. 29, 2019
7. 610	at Duke	Nov. 15, 1997
8. 609	Miami	Sept. 22, 2012
9. 605	Miss. State	Dec. 31, 2014
10. 601	Clemson	Oct. 6, 2012

**MOST TOTAL OFFENSE YARDS, HALF**

YDS	TEAM	DATE
1. 473 (1st)	Clemson	Oct. 17, 2020
2. 410 (2nd)	Notre Dame	Nov. 5, 1977
3. 403 (1st)	Florida State	Oct. 10, 2009
4. 400 (2nd)	Duke	Nov. 15, 1997
5. 380 (1st)	N. Carolina	Nov. 5, 2016
6. 375 (2nd)	Wake Forest	Nov. 21, 1998
7. 372 (2nd)	Miami	Sept. 22, 2012
8. 371 (1st)	Virginia	Oct. 17, 1998
9. 367 (1st)	Georgia	Dec. 5, 1981
10. 357 (1st)	BYU	Oct. 12, 2013
357 (1st)	UCF	Sept. 19, 2020

**FEWEST TOTAL OFFENSE YARDS**

YDS	TEAM	DATE
1. 32	Florida	Sept. 14, 1963
2. 51	Citadel	Sept. 20, 1952
3. 67	Duke	Oct. 14, 1961
4. 73	Davidson	Sept. 19, 1953
5. 76	Florida	Sept. 26, 1953
6. 82	Maryland	Oct. 9, 2004
7. 84	Chattanooga	Sept. 10, 1988
8. 87	at Vanderbilt	Oct. 27, 1951
9. 89	Texas A&M	Sept. 17, 1966
10. 90	SMU	Sept. 28, 1957

**FEWEST TOTAL OFFENSE YARDS, HALF**

YDS	TEAM	DATE
1. -9 (2nd)	Tulane	Oct. 28, 1961
2. -6 (1st)	Florida	Sept. 14, 1963
3. 16 (2nd)	Maryland	Oct. 9, 2004
4. 20 (1st)	Tulsa	Jan. 4, 2004
5. 22 (2nd)	Texas A&M	Sept. 17, 1966
22 (2nd)	Samford	Sept. 9, 2006
22 (2nd)	Duke	Nov. 10, 2007
8. 23 (2nd)	Florida	Sept. 29, 1962
23 (2nd)	Miami	Sept. 26, 1964
10. 25 (1st)	Georgia	Dec. 1, 1962

**MOST OFFENSIVE PLAYS**

PL	TEAM	DATE
1. 99	at Duke	Nov. 2, 1968
99	at Notre Dame	Nov. 5, 1977
3. 98	at Georgia	Nov. 30, 1968
4. 97	South Carolina	Sept. 11, 1976
97	Georgia (OT)	Nov. 27, 1999
97	North Carolina	Oct. 5, 2019
7. 96	Duke	Oct. 31, 1987
96	North Carolina	Oct. 8, 1994
9. 95	Air Force	Nov. 11, 1978
95	North Carolina	Oct. 4, 1980

**FEWEST OFFENSIVE PLAYS**

PL	TEAM	DATE
1. 31	SMU	Sept. 28, 1957
2. 36	Miami	Sept. 26, 1964
3. 42	Duke	Nov. 2, 1957
42	Duke	Oct. 14, 1961
5. 44	Tulane	Oct. 27, 1956
44	North Carolina	Sept. 26, 2009
44	Virginia	Oct. 24, 2009
8. 45	four times	

**HIGHEST AVERAGE YARDS PER PLAY**

YDS	TEAM	DATE
1. 10.4	at Miami	Oct. 5, 2013
9.1	North Carolina	Nov. 5, 2016
3. 8.9	Georgia	Nov. 27, 2010
4. 8.7	Virginia	Oct. 23, 2021
5. 8.2	Florida State	Oct. 10, 2009
8.2	Clemson	Nov. 14, 2013
7. 8.1	Virginia	Sept. 19, 1992
8.1	Clemson	Dec. 5, 2009
9. 8.0	North Carolina	Sept. 19, 1987
8.0	Miami	Oct. 4, 2014

**LOWEST AVERAGE YARDS PER PLAY**

YDS	TEAM	DATE
1. 0.6	Florida	Sept. 14, 1963
2. 1.3	Maryland	Oct. 9, 2004
3. 1.5	Chattanooga	Sept. 10, 1988
4. 1.6	Duke	Oct. 14, 1961
5. 1.9	Tulane	Oct. 28, 1961
1.9	Florida	Sept. 29, 1962
1.9	Clemson	Sept. 28, 1963
1.9	Texas A&M	Sept. 17, 1966
1.9	Notre Dame	Sept. 1, 2007
10. 2.1	three times	

**MOST FIRST DOWNS**

FD	TEAM	DATE
1. 38	Duke	Oct. 31, 1987
2. 37	Florida State	Oct. 2, 1993
37	Wake Forest	Nov. 21, 1998
4. 36	Duke	Nov. 2, 1968
5. 34	Notre Dame	Nov. 5, 1977
34	Duke	Nov. 15, 1997
34	North Carolina	Oct. 5, 2019
8. 33	Georgia	Nov. 27, 1999
9. 32	North Carolina	Oct. 2, 1982
32	Virginia	Oct. 26, 2013
32	Virginia	Oct. 23, 2021

**FEWEST FIRST DOWNS**

FD	TEAM	DATE
1. 3	SMU	Sept. 28, 1957
2. 5	Miami	Sept. 26, 1964
5	Duke	Oct. 14, 1961
5	Tulane	Oct. 27, 1956
5. 6	eight times; most recently:	
	Connecticut	Sept. 17, 2005

**MOST FIRST DOWNS BY RUSHING**

FD	TEAM	DATE
1.	25	Georgia Nov. 27, 1975
2.	23	North Carolina Oct. 2, 1982
3.	22	Duke Nov. 2, 1968
	22	Georgia Nov. 29, 1986
5.	21	Clemson Sept. 28, 1974
	21	Alabama Sept. 8, 1979
	21	Tennessee Oct. 13, 1979
	21	Memphis Sept. 26, 1981
	21	Georgia Dec. 5, 1981
	21	The Citadel Sept. 14, 2019

**FEWEST FIRST DOWNS BY RUSHING**

FD	TEAM	DATE
1.	1	13 times, most recently: Wake Forest Nov. 7, 2009

**MOST FIRST DOWNS BY PASSING**

FD	TEAM	DATE
1.	27	Wake Forest Nov. 21, 1998
2.	26	Wake Forest Nov. 4, 1995
3.	23	Duke Nov. 15, 1997
4.	22	at Virginia Oct. 26, 2013
5.	21	Duke Oct. 31, 1987
	21	Utah Dec. 29, 2005
7.	20	Clemson Oct. 17, 2020
8.	19	Florida State Sept. 9, 2000
	19	Virginia Oct. 26, 2002
	19	Georgia Nov. 29, 2008
	19	Miami Sept. 22, 2012
	19	North Carolina Oct. 5, 2019

**FEWEST FIRST DOWNS BY PASSING**

FD	TEAM	DATE
1.	0	Kentucky Sept. 21, 1957
	0	Georgia Nov. 29, 1958
	0	Duke Oct. 14, 1961
	0	Missouri Dec. 22, 1962
	0	Tennessee Oct. 9, 1971
	0	Georgia Nov. 30, 1974
7.	1	19 times

**LARGEST FIRST DOWN MARGIN**

FD	TEAM	DATE
1.	28 (37-9)	Florida State Oct. 2, 1993
2.	26 (34-8)	Notre Dame Nov. 5, 1977
3.	24 (32-8)	N. Carolina Oct. 2, 1982
4.	22 (28-6)	N. Carolina Oct. 4, 1980
5.	22 (29-7)	Clemson Oct. 17, 2020
6.	20 (28-8)	Florida State Oct. 18, 1997
	20 (34-14)	North Carolina Oct. 5, 2019
8.	18 (29-11)	Georgia Nov. 27, 1975
9.	17	five times

**SCORING****POINTS SCORED****MOST POINTS, MODERN ERA**

PTS	TEAM	DATE
1.	73	Clemson Oct. 17, 2020
2.	69	Notre Dame Nov. 5, 1977
3.	55	Clemson Nov. 14, 2013
	55	Virginia Sept. 19, 1992
	55	Notre Dame Nov. 20, 2021
6.	54	Alabama Nov. 18, 1950
7.	52	Clemson Aug. 29, 2019
	52	Georgia Nov. 30, 2019
9.	51	Florida State Oct. 2, 1993
	51	Georgia Nov. 30, 2002
	51	Virginia Tech Sept. 24, 2005

**MOST POINTS, HISTORIC**

PTS	TEAM	DATE
1.	94	Auburn Nov. 17, 1894
2.	73	Clemson Oct. 17, 1903

**FEWEST POINTS, MODERN ERA**

PTS	TEAM	DATE
1.	0	Most recently: Alcorn State Sept. 1, 2018

**MOST POINTS, HALF**

PTS	TEAM	DATE
1.	52 (1st)	Clemson Oct. 17, 2020
2.	48 (2nd)	Notre Dame Nov. 5, 1977
3.	45 (1st)	Notre Dame Nov. 20, 2021
4.	42 (1st)	Pittsburgh Oct. 2, 2021
5.	41 (1st)	Auburn Oct. 20, 1984
6.	38 (1st)	Mississippi Dec. 30, 1971
	38 (1st)	Duke Oct. 12, 2019
8.	35 (2nd)	Miami Nov. 10, 1967
	35 (2nd)	Florida State Oct. 2, 1993
	35 (1st)	LSU Dec. 31, 2008
	35 (1st)	Florida State Oct. 10, 2009
10.	34 (1st)	Purdue Dec. 25, 1978
	34 (1st)	Georgia Dec. 5, 1981
	34 (1st)	Georgia Nov. 30, 2002

**MOST POINTS, QUARTER**

PTS	TEAM	DATE
1.	35 (2nd)	Clemson Oct. 17, 2020
2.	31 (2nd)	Auburn Oct. 20, 1984
3.	28 (2nd)	Mississippi Dec. 30, 1971
	28 (2nd)	Florida State Nov. 2, 1996
	28 (2nd)	Clemson Nov. 13, 1999
	28 (2nd)	LSU Dec. 31, 2008
7.	27 (4th)	Notre Dame Nov. 5, 1977
	27 (4th)	Georgia Nov. 25, 1993
	27 (4th)	Duke Nov. 15, 1997
10.	25	three times

**MOST POINTS BY AN UNRANKED TEAM**

PTS	TEAM	DATE
1.	52	Pittsburgh Nov. 2, 2021
2.	50	North Carolina Nov. 10, 2012
3.	49	Miami Nov. 10, 1967
	49	Middle Tenn. Sept. 29, 2012
5.	48	Duke Oct. 31, 1987
	48	Georgia Nov. 25, 1994
	48	North Carolina Oct. 18, 2014
	48	Boston College Oct. 24, 2020
9.	47	Clemson Sept. 29, 2001
10.	46	Duke Nov. 2, 1968

**FEWEST POINTS BY A RANKED TEAM**

PTS	TEAM	DATE
1.	0	Tulane Oct. 27, 1956
	0	Florida Nov. 24, 1956
	0	Kentucky Sept. 21, 1957
	0	SMU Sept. 28, 1957
	0	Duke Nov. 2, 1957
	0	Clemson Nov. 8, 1958
	0	Michigan State Sept. 18, 1971
	0	South Carolina Oct. 15, 1988
9.	3	six times

**MOST POINTS AT GEORGIA TECH**

PTS	TEAM	DATE
1.	73	Clemson Oct. 17, 2020
2.	52	Georgia Nov. 30, 2019
	52	Pittsburgh Oct. 2, 2021
4.	49	Florida State Nov. 2, 1996
	49	Middle Tenn. Sept. 29, 2012
	49	Clemson Sept. 22, 2018
	49	UCF Sept. 19, 2020
8.	48	Georgia Nov. 27, 1999
9.	47	Clemson Sept. 29, 2001
10.	45	Florida Sept. 20, 1980
	45	Alabama Sept. 11, 1982
	45	NC State Sept. 25, 2010
	45	Virginia Tech Nov. 16, 2019
	45	Georgia Nov. 27, 2021

**MOST POINTS AT TEAM**

PTS	TEAM	DATE
1.	69	Notre Dame Nov. 5, 1977
2.	55	Virginia Sept. 19, 1992
	55	Clemson Nov. 14, 2013
4.	52	Clemson Aug. 20, 2019
5.	51	Florida State Oct. 2, 1993
	51	Georgia Nov. 30, 2002
	51	Virginia Tech Sept. 24, 2005
8.	50	North Carolina Nov. 10, 2012
9.	49	Miami Nov. 10, 1967
	49	South Florida Sept. 8, 2018

**FEWEST POINTS AT TEAM**

PTS	TEAM	DATE
1.	0	Duke Nov. 3, 1956
	0	Florida Nov. 24, 1956
	0	Georgia Dec. 1, 1956
	0	Tulane Oct. 28, 1961
	0	Florida Sept. 29, 1962
	0	Tulane Oct. 25, 1975
	0	Duke Nov. 2, 1985
	0	North Carolina Nov. 11, 2006
9.	3	five times

**MOST POINTS IN LOSS**

PTS	TEAM	DATE
1.	50	North Carolina Nov. 10, 2012
2.	48	Georgia Nov. 27, 1999
3.	44	Florida State Oct. 10, 2009
4.	42	Clemson Nov. 13, 1999
	42	Georgia Nov. 29, 2008
6.	38	Virginia Nov. 3, 1990
	38	Duke Nov. 15, 1997
	38	Virginia Oct. 17, 1998
9.	35	Wake Forest Nov. 21, 1998
	35	NC State Oct. 1, 2011
	35	Duke Oct. 29, 2016





FEWEST POINTS IN WIN

Table with 4 columns: PTS, TEAM, DATE. Lists games with the fewest points in a win, including Auburn (3), Tennessee (6), Duke (6), Georgia (7), Auburn (7), Georgia (7), LSU (7), Georgia (7), and Auburn (9).

MOST TOUCHDOWNS SCORED, HALF

Table with 5 columns: TD, TEAM, DATE. Lists players and teams with the most touchdowns in a half, including Notre Dame (7), Clemson (7), Miami (5), vs. Mississippi (5), Purdue (5), Auburn (5), Florida State (5), Virginia (5), vs. LSU (5), Florida State (5), Georgia (5), and Duke (5).

MOST PATs MADE

Table with 4 columns: PAT, TEAM, DATE. Lists players and teams with the most PATs made, including Clemson (10), Miami (2), Notre Dame (7), Virginia (7), Florida State (7), Middle Tenn. (7), at Clemson (7), Georgia (7), UCF (7), Pittsburgh (7), and Notre Dame (7).

LARGEST FIRST-QUARTER LEAD

Table with 3 columns: MARGIN, TEAM, DATE. Lists games with the largest first-quarter lead, including Notre Dame (24-0), Notre Dame (21-0), Purdue (21-0), Louisville (21-0), Miami (19-0), Alabama (17-0), Alabama (17-0), Auburn (17-0), Georgia (17-0), and Syracuse (17-0).

MOST NON-OFFENSIVE TOUCHDOWNS

Table with 5 columns: TD, TEAM, DATE. Lists players and teams with the most non-offensive touchdowns, including IR/IR/BK (1), PR/BP (2), IR/PR (2), KR/PR (2), FR/IR (2), BP/IR (2), IR/IR (2), IR/BP (2), KR/FR (2), IR/KR (2), FR/FR (2), KR/KR (2), and IR/FR (2).

MOST PATs ATTEMPTED

Table with 4 columns: PAT, TEAM, DATE. Lists players and teams with the most PATs attempted, including Clemson (10), Notre Dame (9), Miami (7), Virginia (7), Florida State (7), Florida State (7), Middle Tenn. (7), at Clemson (7), South Florida (7), Clemson (7), UCF (7), Pittsburgh (7), and Notre Dame (7).

LARGEST HALFTIME LEAD

Table with 3 columns: MARGIN, TEAM, DATE. Lists games with the largest halftime lead, including Clemson (45-7), Notre Dame (45-0), Auburn (41-0), Georgia (34-0), Georgia (34-0), vs. Mississippi (32-38-6), vs. LSU (32-35-3), Alabama (31-31-0), Virginia Tech (31-31-0), Georgia (30-28-0), Clemson (28-28-0), and Pittsburgh (28-42-14).

MOST TWO-POINT CONVERSIONS

Table with 5 columns: ATTEMPTED, 2P, TEAM, DATE. Lists players and teams with the most two-point conversions attempted, including Alabama (3), Virginia (3), Duke (3), and 16 times.

MOST PATs MISSED

Table with 4 columns: PAT, TEAM, DATE. Lists players and teams with the most PATs missed, including Notre Dame (2), Tulane (2), Duke (2), Duke (2), Navy (2), Navy (2), and Notre Dame (2).

MOST TOUCHDOWNS SCORED, GAME

Table with 4 columns: TD, TEAM, DATE. Lists players and teams with the most touchdowns scored in a game, including Notre Dame (10), Clemson (10), Miami (7), Duke (7), Virginia (7), Florida State (7), Florida State (7), Clemson (7), Middle Tenn. (7), at N. Carolina (7), at Clemson (7), at USF (7), Clemson (7), Clemson (7), Georgia (7), UCF (7), and Notre Dame (7).

KICKING

MOST FIELD GOALS MADE

Table with 5 columns: FGM, TEAM, DATE. Lists players and teams with the most field goals made, including Georgia (6), Virginia (5), Navy (3), Wake Forest (4), Boston Coll. (4), Clemson (4), W. Carolina (4), NC State (4), Wake Forest (4), North Carolina (4), Miami (4), Pitt (4), and Virginia Tech (4).

PUNTING

MOST PUNTS

Table with 4 columns: P, TEAM, DATE. Lists players and teams with the most punts, including SMU (13), Tennessee (12), Penn State (12), Clemson (12), Florida (12), Duke (12), and 11 times (7).

MOST TOUCHDOWNS SCORED, QUARTER

Table with 4 columns: TD, TEAM, DATE. Lists players and teams with the most touchdowns scored in a quarter, including Clemson (5), vs. Mississippi (4), Notre Dame (4), Auburn (4), Georgia (4), Florida State (4), Duke (4), Clemson (4), Virginia (4), vs. LSU (4), and at Duke (4).

MOST FIELD GOALS ATTEMPTED

Table with 5 columns: FGA, TEAM, DATE. Lists players and teams with the most field goals attempted, including Georgia (6), Clemson (6), NC State (6), Georgia (5), Boston Coll. (5), Wake Forest (5), Virginia (5), NC State (5), Clemson (5), N. Carolina (5), and Virginia Tech (5).

FEWEST PUNTS

Table with 4 columns: P, TEAM, DATE. Lists players and teams with the fewest punts, including Rice (1), Miss. State (0), Georgia (0), at Clemson (0), and 19 times, most recently: Georgia (5).

MOST PUNT YARDS

Table with 4 columns: YDS, TEAM, DATE. Lists players and teams with the most punt yards, including SMU (558), Florida (2,483), Chattanooga (3,480), Clemson (4,472), Tennessee (5,470), Penn State (6,467), Gardner-Webb (7,458), Duke (8,450), Tennessee (9,449), and Maryland (10,447).

**FEWEST PUNT YARDS**

	YDS	TEAM	DATE
1.	0 (0)	Rice	Sept. 24, 1960
	0 (0)	Miss. State	Oct. 3, 2009
	0 (0)	Georgia	Nov. 28, 2009
	0 (0)	Clemson	Dec. 5, 2009
5.	21 (1)	Duke	Nov. 2, 1968
6.	24 (2)	vs. Fresno St.	Dec. 31, 2007
7.	31 (1)	Virginia	Sept. 20, 1986
8.	31 (1)	North Carolina	Nov. 5, 2016
9.	32 (1)	North Carolina	Oct. 16, 1993
	32 (1)	Georgia	Nov. 27, 2021

**MOST PUNT RETURN YARDS**

	YDS	TEAM	DATE
1.	227	Clemson	Sept. 26, 1987
2.	143	South Carolina	Sept. 11, 1971
3.	138	Georgia	Dec. 1, 1984
4.	130	Clemson	Oct. 28, 2000
5.	124	Duke	Nov. 4, 1972
6.	118	Georgia	Dec. 2, 1978
7.	104	Auburn	Oct. 16, 1982
8.	96	Clemson	Sept. 14, 2002
9.	95	Navy	Nov. 9, 1968
10.	94	Miami	Sept. 26, 1970

**MOST KICKOFF RETURN YARDS**

	YDS	TEAM	DATE
1.	267	North Carolina	Nov. 10, 2012
2.	266	South Florida	Sept. 8, 2018
3.	216	Miss. State	Oct. 3, 2009
4.	210	Duke	Oct. 29, 1966
5.	205	Virginia	Nov. 4, 2017
6.	204	W. Carolina	Sept. 1, 2011
7.	202	Vanderbilt	Oct. 31, 2009
8.	198	North Carolina	Sept. 26, 1998
9.	190	Samford	Sept. 8, 2007
10.	189	Nebraska	Jan. 1, 1991

**HIGHEST AVERAGE**

MINIMUM TWO ATTEMPTS

	AVG	TEAM	DATE
1.	60.5	Tennessee	Oct. 27, 1984
2.	56.4	Wake Forest	Nov. 5, 2005
3.	54.8	Pittsburgh	Sept. 18, 1976
4.	54.0	BYU	Oct. 27, 2012
5.	53.7	Auburn	Oct. 16, 1965
6.	52.5	Duke	Oct. 30, 1965
	52.5	Duke	Nov. 17, 2012
8.	51.7	North Carolina	Nov. 10, 2012
9.	50.4	Notre Dame	Sept. 2, 2006
10.	50.3	North Carolina	Oct. 9, 1999

**HIGHEST PUNT RETURN AVERAGE**

MINIMUM TWO ATTEMPTS

	AVG	TEAM	DATE
1.	38.5	NC State	Oct. 11, 1997
2.	34.0	Miami	Oct. 19, 2019
3.	31.0	Tulane	Oct. 9, 1965
4.	30.0	Pittsburgh	Sept. 21, 1974
	30.0	Georgia	Nov. 26, 1966
6.	29.5	Georgia	Dec. 2, 1978
7.	29.0	The Citadel	Sept. 18, 1982
8.	28.6	South Carolina	Sept. 11, 1971
9.	28.5	Tennessee	Oct. 25, 1986
10.	28.0	Auburn	Oct. 20, 1973

**HIGHEST KICK RETURN AVERAGE**

MINIMUM TWO ATTEMPTS

	AVG	TEAM	DATE
1.	71.5	LSU	Oct. 6, 1962
2.	60.0	Clemson	Sept. 27, 1986
3.	53.5	Duke	Sept. 26, 2015
4.	52.3	Maryland	Oct. 7, 2006
5.	48.0	Clemson	Sept. 26, 1987
6.	44.3	South Florida	Sept. 8, 2018
7.	43.0	Auburn	Oct. 16, 1971
8.	42.5	Clemson	Nov. 12, 1994
9.	42.0	Wake Forest	Nov. 17, 2001
10.	41.5	Virginia	Sept. 16, 1993

**LOWEST AVERAGE**

MINIMUM TWO ATTEMPTS

	AVG	TEAM	DATE
1.	12.0	vs. Fresno St.	Dec. 31, 2007
2.	23.0	BYU	Aug. 28, 2003
3.	24.3	Georgia	Nov. 30, 1957
	24.3	Alabama	Sept. 15, 1984
5.	24.5	Duke	Oct. 30, 1971
6.	24.6	vs. Iowa State	Dec. 18, 1972
7.	25.0	Baylor	Nov. 6, 1993
	25.0	NC State	Oct. 10, 1998
9.	25.2	Tulane	Oct. 28, 1961
10.	25.5	Tulane	Oct. 26, 1957
	25.5	Kentucky	Dec. 31, 2016

**LOWEST PUNT RETURN AVERAGE**

MINIMUM TWO ATTEMPTS

	AVG	TEAM	DATE
1.	-4.5	Navy	Nov. 16, 1974
2.	-4.0	Samford	Sept. 8, 2007
3.	-3.3	Navy	Sept. 16, 2000
4.	-3.0	Virginia	Sept. 22, 2007
	-3.0	Presbyterian	Sept. 8, 2012
6.	-2.3	Georgia	Nov. 24, 2007
7.	-2.0	Virginia	Sept. 21, 2006
8.	-1.7	Tennessee	Oct. 13, 1973
9.	-1.0	Baylor	Nov. 6, 1993
10.	-1.0	Notre Dame	Sept. 1, 2007
	-1.0	Pittsburgh	Oct. 17, 2015
	-1.0	Duke	Nov. 18, 2017

**LOWEST KICK RETURN AVERAGE**

MINIMUM TWO ATTEMPTS

	AVG	TEAM	DATE
1.	2.5	Georgia	Nov. 26, 1966
2.	3.5	Virginia	Nov. 20, 2004
3.	5.0	Georgia	Nov. 28, 1998
4.	6.2	Clemson	Sept. 25, 1976
5.	6.5	Clemson	Sept. 27, 1975
6.	6.5	Wake Forest	Nov. 16, 1985
7.	6.5	South Carolina	Oct. 19, 1991
8.	6.7	Georgia	Nov. 27, 1975
9.	7.0	Duke	Sept. 26, 1996
10.	7.3	Wake Forest	Nov. 13, 1982

**PUNT RETURNS****MOST PUNT RETURNS**

	PR	TEAM	DATE
1.	11	Clemson	Sept. 26, 1987
2.	7	Tennessee	Oct. 10, 1959
	7	Miami	Sept. 26, 1970
	7	Duke	Nov. 4, 1972
	7	Tulane	Oct. 27, 1979
	7	North Carolina	Oct. 4, 1980
	7	Maryland	Oct. 10, 1992
	7	Wake Forest	Nov. 14, 1992
9.	6	17 times	

**KICK RETURNS****MOST KICKOFF RETURNS**

	KR	TEAM	DATE
1.	11	Samford	Sept. 8, 2007
	11	North Carolina	Nov. 10, 2012
3.	10	Duke	Oct. 29, 1966
	10	The Citadel	Sept. 12, 1987
	10	W. Carolina	Sept. 1, 2011
	10	Kansas	Sept. 17, 2011
7.	9	NC State	Oct. 11, 1986
	9	Duke	Oct. 27, 1990
	9	Vanderbilt	Oct. 31, 2009
10.	8	nine times	

**DEFENSE****MOST INTERCEPTIONS**

	INT	TEAM	DATE
1.	7	Wake Forest	Nov. 21, 1987
2.	6	vs. Fresno St.	Dec. 31, 2002
3.	5	Tennessee	Nov. 7, 1964
	5	Rice	Sept. 30, 1972
	5	Duke	Oct. 30, 1976
	5	Virginia Tech	Nov. 1, 2007
7.	4	16 times	

**MOST INTERCEPTION RETURN YARDS**

	YDS	TEAM	DATE
1.	186 (4)	S. Carolina	Sept. 15, 1973
2.	179 (4)	Notre Dame	Nov. 15, 1969
3.	143 (5)	Rice	Sept. 30, 1972
4.	119 (4)	Tennessee	Oct. 10, 1970
5.	114 (4)	Syracuse	Sept. 26, 2020
6.	109 (2)	California	Sept. 16, 1978
7.	104 (3)	NC State	Nov. 6, 2004
8.	95 (5)	Tennessee	Nov. 7, 1964
9.	94 (4)	USC	Sept. 22, 1973
10.	86 (4)	Alabama	Sept. 8, 1979



**MOST SACKS**

SKS	TEAM	DATE
1. 8	Auburn	Oct. 17, 1987
2. 6	Clemson	Sept. 24, 1983
6	Clemson	Sept. 26, 1987
6	Virginia	Oct. 15, 1994
6	Florida State	Sept. 13, 2003
6	Clemson	Sept. 11, 2004
6	Virginia	Nov. 20, 2004
6	Notre Dame	Nov. 20, 2021
9. 5	19 times, most recently: Notre Dame Oct. 31, 2020	

**MOST SACK YARDS**

YDS	TEAM	DATE
1. 66 (8)	Auburn	Oct. 17, 1987
2. 56 (6)	Clemson	Sept. 11, 2004
3. 55 (5)	Clemson	Sept. 14, 2002
4. 52 (6)	Notre Dame	Nov. 20, 2021
5. 51 (3)	Chattanooga	Nov. 9, 1985
6. 48 (6)	Clemson	Sept. 24, 1983
48 (5)	Florida State	Nov. 5, 1994
8. 47 (5)	Tennessee	Oct. 24, 1987
47 (3)	Chattanooga	Sept. 10, 1988
10. 43 (6)	Florida State	Sept. 13, 2003

**MOST FUMBLE RETURNS**

FR	TEAM	DATE
1. 3	Florida State	Oct. 24, 1998
2. 2	Wake Forest	Nov. 21, 1998
2	Maryland	Oct. 11, 2001
2	Jacksonville St.	Sept. 5, 2009
2	Georgia	Nov. 27, 2010
2	Miami	Oct. 1, 2016
2	Clemson	Aug. 29, 2019
2	Temple	Sept. 29, 2019
2	NC State	Nov. 21, 2019

**MOST FUMBLE RETURN YARDS**

YDS	TEAM	DATE
1. 91 (1)	Presbyterian	Sept. 8, 2012
2. 81 (1)	North Carolina	Sept. 26, 1998
3. 79 (1)	Pittsburgh	Nov. 2, 2019
4. 74 (2)	Temple	Sept. 28, 2019
5. 49 (2)	Maryland (OT)	Oct. 11, 2001
49 (1)	Georgia	Nov. 24, 2012
7. 46 (1)	UCF	Oct. 26, 1996
46 (1)	Miami	Nov. 21, 2015
9. 35 (2)	Miami	Oct. 1, 2008
10. 34 (2)	Georgia	Nov. 27, 2010

**BLOCKED KICKS / PUNTS**

BLK	TEAM	DATE
1. 3 FG/FG/PAT	Florida State	Sept. 12, 2020
1. 2 FG/PAT	Kentucky	Sept. 21, 1957
2 P/P	Auburn	Oct. 19, 1974
2 PAT/FG	Duke	Nov. 1, 1975
2 PAT/P	Georgia	Nov. 26, 1977
2 FG/FG	W. Carolina	Nov. 4, 1989

**MOST DEFENSIVE TOUCHDOWNS**

TD	TEAM	DATE
1. 2 FR/IR	Auburn	Oct. 17, 1987
2 BF/IR	Wake Forest	Nov. 21, 1987
2 IR/IR	NC State	Oct. 5, 1991
2 IR/IR	Virginia Tech	Sept. 24, 2005
2 FR/FR	Miami	Oct. 1, 2016
2 IR/FR	Notre Dame	Nov. 20, 2021

**TURNOVERS**

**MOST FUMBLES**

FUM	TEAM	DATE
1. 9	Clemson	Sept. 28, 1963
2. 8	Furman	Sept. 2, 1995
3. 7	Tennessee	Oct. 9, 1971
7	Tennessee	Oct. 8, 1977
7	Tulsa	Jan. 4, 2004
6. 6	seven times	

**MOST FUMBLES LOST**

FL	TEAM	DATE
1. 6	Furman	Sept. 2, 1995
6	Tulsa	Jan. 4, 2004
6	Pittsburgh	Oct. 25, 2014
4. 5	LSU	Oct. 13, 1956
5	Georgia	Nov. 25, 1967
5	Tennessee	Oct. 12, 1968
5	Tennessee	Oct. 10, 1970
8. 4	16 times	

**MOST TURNOVERS**

TO	TEAM	DATE
1. 8	Tulane	Oct. 24, 1970
8	VMI	Nov. 10, 1973
8	Virginia	Sept. 20, 1986
4. 7	LSU	Oct. 13, 1956
7	Notre Dame	Nov. 7, 1959
7	Clemson	Sept. 28, 1963
7	Tulane	Oct. 25, 1975
7	Memphis	Sept. 27, 1980
7	Chattanooga	Sept. 22, 1990
7	Wake Forest	Nov. 17, 1990

**MOST TOTAL PLAYS WITHOUT A TURNOVER**

PL	TEAM	DATE
1. 92	Wake Forest	Oct. 5, 2002
2. 90	Duke	Oct. 9, 2021
3. 85	North Carolina	Oct. 2, 1982
85	Georgia	Nov. 25, 1993
5. 83	Clemson	Sept. 26, 1992
83	North Carolina	Oct. 16, 1993
83	Ga. Southern	Oct. 15, 2016
8. 82	South Carolina	Sept. 23, 1989
82	Georgia	Nov. 30, 2002
10. 81	TCU	Sept. 30, 1967
81	Georgia	Nov. 25, 1971

**PENALTIES**

**MOST PENALTIES**

PEN	TEAM	DATE
1. 16	BYU	Aug. 28, 2003
2. 15	Florida State	Sept. 9, 2000
3. 14	Clemson	Sept. 24, 1983
14	The Citadel	Sept. 12, 1987
14	Georgia	Nov. 24, 2001
6. 13	Clemson	Sept. 24, 1988
13	Georgia	Nov. 25, 1993
8. 12	Florida State	Oct. 18, 1997
12	W. Carolina	Sept. 10, 2004
10. 11	12 times	

**FEWEST PENALTIES**

PEN	TEAM	DATE
1. 0	Pittsburgh	Dec. 29, 1956
0	Georgia	Nov. 29, 1969
0	Tulane	Oct. 23, 1971
0	Boston College	Nov. 11, 1972
0	Virginia	Oct. 13, 1984
0	Georgia	Nov. 30, 2019
0	Georgia	Nov. 27, 2021
8. 1	25 times, most recently: Duke Nov. 18, 2017	

**MOST PENALTY YARDS**

YDS	TEAM	DATE
1. 134	Georgia	Nov. 24, 2001
2. 132	BYU	Aug. 28, 2003
3. 121	The Citadel	Sept. 12, 1987
4. 117	California	Sept. 16, 1978
5. 114	Florida State	Sept. 9, 2000
6. 113	Georgia	Nov. 29, 2003
7. 112	Georgia	Nov. 25, 1993
8. 111	Clemson	Sept. 24, 1988
9. 109	Clemson	Sept. 24, 1983
10. 108	two times	

**FEWEST PENALTY YARDS**

YDS	TEAM	DATE
1. 0	Pittsburgh	Dec. 29, 1956
0	Georgia	Nov. 29, 1969
0	Tulane	Oct. 23, 1971
0	Boston College	Nov. 11, 1972
0	Virginia	Oct. 13, 1984
0	Georgia	Nov. 30, 2019
0	Georgia	Nov. 27, 2021
8. 3	Virginia	Nov. 6, 1982
9. 5	17 times	

**MISCELLANEOUS**

**LONGEST SCORING DRIVE (PLAYS)**

PL	TEAM	DATE
1. 19 (FG)	Navy	Nov. 15, 1975
19 (FG)	Alabama	Sept. 12, 1981
19	Memphis	Sept. 26, 1981
19	Virginia	Nov. 3, 1983
5. 18 (FG)	Duke	Nov. 3, 1962
18	Clemson	Sept. 27, 1975
18	North Carolina	Oct. 22, 1988
18 (FG)	Clemson	Sept. 26, 1992
18	Duke	Oct. 21, 2000
18	Clemson	Sept. 29, 2001
18	Ga. Southern	Oct. 15, 2016
18 (FG)	NC State	Nov. 21, 2019

**LONGEST SCORING DRIVE (TIME)**

TIME	TEAM	DATE
1. 9:18	Duke	Oct. 21, 2000
2. 8:54 (FG)	Pitt	Dec. 10, 2020
3. 8:50	Memphis	Sept. 26, 1981
4. 8:48 (FG)	Clemson	Sept. 26, 1992
5. 8:38	Notre Dame	Oct. 31, 2020
6. 8:31 (FG)	Duke	Nov. 1, 1975
7. 8:23 (FG)	NC State	Nov. 21, 2019
8. 8:22	Clemson	Sept. 27, 1975
9. 8:20 (FG)	Mercer	Sept. 10, 2016
10. 8:15 (FG)	Clemson	Oct. 28, 1995

**LONGEST SCORING DRIVE (YARDS)**

YDS	TEAM	DATE
1. 99	Duke	Oct. 31, 1964
99	Florida State	Oct. 18, 1997
99	Duke	Oct. 21, 2000
4. 98	Georgia	Nov. 30, 1968
98	Auburn	Oct. 17, 1970
98	North Carolina	Sept. 19, 1987
98	Miami	Nov. 20, 2008
98	Virginia	Oct. 9, 2010
9. 97	four times, most recently:	
	Miami	Nov. 21, 2015

**LOWEST TIME OF POSSESSION**

TIME	TEAM	DATE
1. 16:15	Boston College	Oct. 20, 2012
2. 17:17	Virginia	Oct. 24, 2009
3. 17:21	South Carolina	Sept. 12, 1970
4. 17:42	Virginia Tech	Oct. 25, 2018
5. 17:50	Wake Forest	Sept. 14, 1996
6. 17:54	North Carolina	Sept. 26, 2009
7. 18:33	Tennessee	Sept. 4, 2017
8. 19:14	Duke	Nov. 1, 1986
9. 19:22	North Carolina	Sept. 21, 2013
10. 20:04	Georgia	Nov. 24, 2012

**LOWEST THIRD-DOWN CONVERSION**

PERCENTAGE	TEAM	DATE
<b>PCT</b>		
1. .000 (0-12)	Chattanooga	Sept. 10, 1988
2. .070 (1-15)	Duke	Oct. 30, 1971
.070 (1-15)	Auburn	Oct. 16, 1982
4. .071 (1-14)	Notre Dame	Nov. 8, 1980
.071 (1-14)	Vanderbilt	Aug. 31, 2002
.071 (1-14)	W. Carolina	Sept. 10, 2004
.071 (1-14)	Miami	Nov. 19, 2005
8. .077	five times, most recently:	
	Pittsburgh	Sept. 23, 2017

**SHORTEST SCORING DRIVE (PLAYS)**

PL	TEAM	DATE
1. 1	86 times, most recently:	
	Clemson	Oct. 17, 2020

**MOST THIRD-DOWN CONVERSIONS**

3D	TEAM	DATE
1. 15 (of 21)	Virginia	Oct. 5, 1974
2. 14 (of 17)	Notre Dame	Nov. 16, 1968
14 (of 22)	Duke	Oct. 29, 1977
14 (of 21)	Clemson	Sept. 27, 1986
14 (of 20)	NC State	Sept. 9, 1989
14 (of 20)	Arizona	Sept. 1, 1994
7. 13 (of 17)	Alabama	Sept. 11, 1982
13 (of 19)	Clemson	Oct. 6, 2012
13 (of 20)	Ga. Southern	Oct. 15, 2016
10. 12	four times	

**MOST FOURTH-DOWN CONVERSIONS**

4D	TEAM	DATE
1. 5 (of 9)	Rice	Sept. 24, 1960
2. 4 (of 5)	Alabama	Nov. 12, 1960
4 (of 5)	Duke	Oct. 31, 1964
4 (of 4)	Duke	Oct. 30, 1965
4 (of 4)	Tulane	Oct. 22, 1966
4 (of 4)	Alabama	Sept. 8, 1979
4 (of 5)	Maryland	Oct. 12, 1991
4 (of 6)	NC State	Oct. 10, 1998
4 (of 4)	Miss. State	Oct. 3, 2009

**SHORTEST SCORING DRIVE (TIME)**

TIME	TEAM	DATE
1. 0:01	Duke	Sept. 26, 2015
2. 0:03	Georgia	Nov. 28, 1992
0:03	Clemson	Oct. 28, 2000
4. 0:04	Auburn	Oct. 20, 1979
0:04	Duke	Nov. 10, 2007
0:04	Clemson	Aug. 29, 2019
7. 0:05	Mississippi	Dec. 30, 1971
0:05	Duke	Nov. 1, 1980
0:05	Chattanooga	Sept. 10, 1988
0:05	Florida State	Nov. 5, 1994
0:05	Connecticut	Sept. 17, 2005
0:05	W. Carolina	Sept. 1, 2011
0:05	Florida State	Oct. 24, 2015
0:05	Duke	Oct. 13, 2018
0:05	Miami	Oct. 19, 2019

**HIGHEST THIRD-DOWN CONVERSION**

PERCENTAGE	PCT	TEAM	DATE
	.888 (8-9)	Virginia	Nov. 8, 1997
	.824 (14-17)	Notre Dame	Nov. 16, 1968
	.769 (10-13)	Florida State	Oct. 10, 2009
	.765 (13-17)	Alabama	Sept. 11, 1982
	.733 (11-15)	N. Carolina	Oct. 16, 1993
	.727 (8-11)	Fresno State	Dec. 31, 2007
	.714 (15-21)	Virginia	Oct. 5, 1974
	.714 (10-14)	Clemson	Sept. 29, 1984
	.706 (12-17)	Georgia	Nov. 23, 1995
10.	.700	three times	

**MOST FOURTH-DOWN CONVERSION ATTEMPTS**

ATT	TEAM	DATE
1. 9 (5)	Rice	Sept. 24, 1960
2. 7 (4)	Kentucky	Sept. 19, 1959
3. 6 (3)	LSU	Oct. 12, 1957
6 (3)	Georgia	Nov. 30, 1968
6 (4)	NC State	Oct. 10, 1998
6. 5	19 times	

**SHORTEST SCORING DRIVE (YARDS)**

YDS	TEAM	DATE
1. -14 (FG)	LSU	Dec. 31, 2008
2. -10 (FG)	UCF	Sept. 2, 2000
3. -8 (FG)	Georgia	Nov. 26, 1966
4. -7 (FG)	Florida	Sept. 20, 1980
5. -5 (FG)	Duke	Nov. 1, 1980
-5 (FG)	Georgia	Dec. 1, 1990
-5 (FG)	Wake Forest	Nov. 14, 1992
8. -4 (FG)	NC State	Oct. 11, 1997
-4 (FG)	Duke	Nov. 10, 2007
10. -2 (FG)	Miami	Nov. 19, 2005
-2 (FG)	Clemson	Sept. 22, 2016

**MOST TIME OF POSSESSION**

TIME	TEAM	DATE
1. 43:22	Alabama	Sept. 8, 1979
2. 41:32	North Carolina	Oct. 8, 1994
3. 41:50	The Citadel	Sept. 14, 2019
4. 40:59	Clemson	Sept. 27, 1986
5. 40:52	Georgia	Nov. 24, 1979
6. 40:25	Arizona	Sept. 1, 1994
7. 40:07	Navy	Nov. 12, 1977
8. 39:51	Georgia	Nov. 25, 1993
9. 39:10	Duke	Oct. 21, 2000
10. 39:06	North Carolina	Oct. 16, 1993
39:06	BYU	Aug. 28, 2003

**FEWEST THIRD-DOWN CONVERSIONS**

3D	TEAM	DATE
1. 0 (of 12)	Chattanooga	Sept. 10, 1988
2. 1	27 times, most recently:	
	Pittsburgh	Sept. 23, 2017

**MOST THIRD-DOWN ATTEMPTS**

ATT	TEAM	DATE
1. 22 (8)	Miami	Sept. 28, 1968
22 (14)	Duke	Oct. 29, 1977
22 (11)	Georgia	Nov. 24, 1979
22 (7)	Wake Forest	Nov. 21, 1987
22 (11)	W. Carolina	Sept. 12, 1992
22 (10)	Baylor	Nov. 6, 1993
22 (8)	Fresno State	Dec. 31, 2002
8. 21	11 times	

**RUSHING**
**MOST ATTEMPTS**

ATT	PLAYER	TEAM	DATE
1.	43	Mateo Durant	Duke 10/9/21
2.	41	Robert Baldwin	Duke 9/24/94
3.	40	Phil Asack	Duke 11/2/68
4.	39	Joe Gattuso	Navy 11/12/77
	39	Vagas Ferguson	Notre Dame 10/6/79
	39	Thomas Jones	Virginia 11/6/99
	39	Morgan Kane	Wake Forest 11/20/99
	39	Verron Haynes	Georgia 11/24/01
9.	38	Steve Jones	Duke 11/4/72
	38	Eddie Meyers	Navy 11/14/81

**MOST RUSHING YARDS**

YDS	PLAYER	TEAM	DATE
1.	255	Vagas Ferguson	Notre Dame 11/18/78
2.	247	Vincent Davis	Pitt 12/10/20
3.	242	Bo Jackson	Auburn 10/19/85
4.	234	Randy Cuthbert	Duke 10/28/89
5.	233	C.J. Spiller	Clemson 12/5/09
6.	225	Herschel Walker	Georgia 12/5/81
7.	224	Morgan Kane	Wake Forest 11/20/99
	224	Ibrahim Mohamed	Minnesota 12/26/18
9.	218	Chris Douglas	Duke 11/8/03
10.	217	Benny Cunningham	Middle Tennessee 9/29/12

**MOST RUSHING YARDS / TWO PLAYERS COMBINED**

YDS	PLAYERS	TEAM	DATE
1.	349	Ealey/King	Georgia 11/28/09
2.	332	Davis/Spiller	Clemson 10/21/06
3.	307	Jackson/Fullwood	Auburn 10/19/85
4.	299	Jones/Womack	Virginia 10/17/98
5.	296	Spiller/Ellington	Clemson 12/5/09
6.	282	Ferguson/Stone	Notre Dame 11/18/78
7.	281	Cuthbert/Boone	Duke 10/28/89
8.	279	Ferguson/Pallas	Notre Dame 11/18/78
9.	278	Ferguson/Buchanan	Notre Dame 11/18/78
10.	277	Jackson/Washington	Auburn 10/19/85

**MOST RUSHING TOUCHDOWNS**

TD	PLAYER	TEAM	DATE
1.	5	Benny Cunningham	Middle Tennessee 9/29/12
2.	4	Herschel Walker	Georgia 12/5/81
	4	Tiki Barber	Virginia 9/16/95
	4	C.J. Spiller	Clemson 12/5/09
	4	John Kelly	Tennessee 9/4/17
6.	3	26 times, most recently: Phil Jurkovec	Boston College 11/13/21

**PASSING**
**MOST ATTEMPTS**

ATT	PLAYER	TEAM	DATE
1.	65	Rusty LaRue	Wake Forest 11/4/95
2.	62	Cory Phillips	Georgia 11/25/00
3.	61	David Watford	Virginia 10/26/13
4.	58	Matt Schaub	Virginia 10/26/02
5.	56	Willie Perkins	Western Carolina 10/12/85
6.	55	Quincy Carter	Georgia 11/27/99
7.	53	Sean Glennon	Virginia Tech 9/30/06
	53	Daniel Evans	NC State 11/4/06
9.	52	Stephen Morris	Miami 9/22/12
10.	51	Scott Milanovich	Maryland 9/28/95
	51	Danny Kanell	Florida State 10/21/95
	51	Sam Howell	North Carolina 10/5/19

**MOST COMPLETIONS**

CMP	PLAYER	TEAM	DATE
1.	43	David Watford	Virginia 10/26/13
2.	41	Danny Kanell	Florida State 10/21/95
	41	Rusty LaRue	Wake Forest 11/4/95
	41	Matt Schaub	Virginia 10/26/02
5.	36	Cory Phillips	Georgia 11/25/00
6.	33	Sam Howell	North Carolina 10/5/19
7.	32	Scott Milanovich	Maryland 9/28/95
	32	Bryson Spinner	Virginia 11/10/01
	32	Deshawn Watson	Clemson 9/22/16
	32	Jerod Evans	Virginia Tech 11/12/15

**MOST PASSING TOUCHDOWNS**

TD	PLAYER	TEAM	DATE
1.	6	Steve Slayden	Duke 10/31/87
2.	5	Tony Sacca	Penn State 8/28/91
	5	Bryson Spinner	Virginia 11/10/01
	5	Christian Ponder	Florida State 10/10/09
	5	Trevor Lawrence	Clemson 10/17/20
6.	4	18 times, most recently: Stetson Bennett	Georgia 11/27/21

**HIGHEST COMPLETION PERCENTAGE**

## MINIMUM 10 ATTEMPTS

PCT	PLAYER	TEAM	DATE
1.	.900 (9-10)	Don Altman	Duke 10/29/60
2.	.824 (14-17)	Aaron Murray	Georgia 11/24/12
3.	.818 (9-11)	Steadman Shealy	Alabama 9/8/79
	.818 (27-33)	Ben Bennett	Duke 10/29/83
	.818 (9-11)	James Jackson	Georgia 11/28/87
6.	.813 (13-16)	Mike Bobo	Georgia 11/25/94
7.	.803 (41-51)	Danny Kanell	Florida State 10/21/95
8.	.800 (20-25)	Jacory Harris	Miami 9/17/09
9.	.789 (15-19)	Tim Esposito	NC State 10/6/84
	.789 (15-19)	Aaron Murray	Georgia 11/27/10

**MOST INTERCEPTIONS THROWN**

INT	PLAYER	TEAM	DATE
1.	5	Tom Schultze	VMI 11/10/73
2.	4	Leo Hart	Duke 11/1/69
	4	Bruce Gadd	Rice 9/30/72
	4	Buddy Gilbert	Tulane 10/25/75
	4	Tim Couch	Chattanooga 11/9/85
	4	Steve Slayden	Duke 11/1/86
	4	Todd Ellis	South Carolina 10/15/88
	4	John Kaleo	Maryland 10/10/92
	4	Brandon Cox	Auburn 9/3/05
	4	Dwight Dasher	Middle Tennessee 10/16/10

**MOST YARDS PASSING**

YDS	PLAYER	TEAM	DATE
1.	501	Rusty LaRue	Wake Forest 11/4/95
2.	443	Chris Weinke	Florida State 9/9/00
3.	436	Stephen Morris	Miami 9/22/12
4.	435	Matt Ryan	Boston College 9/15/07
5.	417	Dillon Gabriel	UCF 9/19/20
6.	415	Mike Bobo	Georgia 11/29/97
7.	413	Cory Phillips	Georgia 11/25/00
8.	407	Matthew Stafford	Georgia 11/29/08
9.	406	Mark Maye	North Carolina 9/19/87
10.	404	Trevor Lawrence	Clemson 10/17/20



**RECEIVING****MOST RECEPTIONS**

REC	PLAYER	TEAM	DATE
1. 16	Corey Thomas	Duke	11/15/97
16	Travis Latendresse	vs. Utah	12/9/05
3. 13	Mark Militello	Duke	10/29/83
13	Jermaine Lewis	Maryland	9/28/95
13	Darius Jennings	Virginia	10/26/13
6. 12	Roger Boone	Duke	10/31/87
12	Shawn Foreman	West Virginia	12/29/97
12	Randy McMichael	Georgia	11/25/00
9. 11	eight times		

**MOST YARDS RECEIVING**

YDS	PLAYER	TEAM	DATE
1. 276	Corey Thomas	Duke	11/15/97
2. 247	Randy Marriott	North Carolina	9/19/87
3. 234	Herman Moore	Virginia	11/3/90
4. 214	Travis Latendresse	vs. Utah	12/29/05
5. 210	Charleston Rambo	Miami (Fla.)	11/6/21
6. 204	Cormac Carney	Air Force	11/11/78
7. 189	Jermaine Lewis	Maryland	9/28/95
8. 184	Phillip Dorsett	Miami (OT)	9/22/12
9. 180	Mohamed Massaquoi	Georgia	11/29/08
10. 176	Todd Dixon	Wake Forest	11/17/90
176	Martavis Bryant	Clemson	11/14/13

**MOST RECEPTIONS, TWO PLAYERS COMBINED**

REC	PLAYERS	TEAM	DATE
1. 24	Thomas/Epperson	Duke	11/15/97
24	Thomas/Montgomery	Duke	11/15/97
24	Latendresse/Hernandez	Utah	12/29/05
4. 23	McMichael /Gary	Georgia	11/25/00
23	Jennings/Tim Smith	Virginia	10/26/13
6. 20	Thomas/Wilks	Duke	11/15/97
20	Deese/Chalmers	Wake Forest	11/21/98
20	Hill/Buchannon	Samford	9/4/04
20	Jennings/Shepherd	Virginia	10/26/13
10. 19	two times		

**MOST YARDS RECEIVING, TWO PLAYERS COMBINED**

YDS	PLAYERS	TEAM	DATE
1. 355	Thomas/Montgomery	Duke	11/15/97
2. 342	Thomas/Epperson	Duke	11/15/97
3. 337	Marriott/Lewis	North Carolina	9/19/87
4. 306	Thomas/Hodrick	Duke	11/15/97
5. 297	Nowell/Carmichael	Western Carolina	10/12/85
6. 296	Thomas/Wilks	Duke	11/15/97
7. 291	Thomas/Deorio	Duke	11/15/97
291	Dorsett/Davon Johnson	Miami (OT)	9/22/12
9. 289	Latendresse/Hernandez	Utah	12/29/05
10. 282	McMichael/Gary	Georgia	11/25/00

**MOST RECEIVING TOUCHDOWNS**

TD	PLAYER	TEAM	DATE
1. 4	Corey Thomas	Duke	11/15/97
4	Travis Latendresse	Utah	12/29/05
3. 3	Randy Marriott	North Carolina	9/19/87
3	Clarkston Hines	Duke	10/31/87
3	Koren Robinson	NC State (OT)	9/21/00
3	Gullian Gary	Maryland	11/18/00
3	Mohamed Massaquoi	Georgia	11/29/08
8. 2	63 times, most recently: Brock Bowers	Georgia	11/27/21

**TOTAL OFFENSE/SCORING****MOST YARDS**

YDS	PLAYERS	TEAM	DATE
1. 514	Rusty LaRue	Wake Forest	11/4/95
2. 460	Tajh Boyd	Clemson	10/6/12
3. 447	Dillon Gabriel	UCF	9/19/20
4. 446	Stephen Morris	Miami (OT)	9/22/12
5. 441	Chris Weinke	Florida State	9/9/00
6. 426	Matt Ryan	Boston College	9/15/07
7. 421	Mike Bobo	Georgia	11/29/97
8. 418	Woodrow Dantzler	Clemson (OT)	9/29/01
9. 412	Steve Slayden	Duke	10/31/87
10. 410	Trevor Lawrence	Clemson	10/17/20

**MOST TOUCHDOWNS SCORED**

TD	PLAYERS	TEAM	DATE
1. 5	Benny Cunningham	Middle Tennessee	9/29/12
5	Trevor Lawrence	Clemson	10/17/20
3. 4	Herschel Walker	Georgia	12/5/81
4	Tiki Barber	Virginia	9/16/95
4	Corey Thomas	Duke	11/15/97
4	Travis Latendresse	Utah	12/29/05
4	C.J. Spiller	Clemson	12/5/09
4	Mike James	Miami (OT)	9/22/12
4	Jamaal Williams	BYU	10/27/12
4	Todd Gurley	Georgia (OT)	11/30/13
4	John Kelly	Tennessee (20T)	9/4/17
4	Trevor Lawrence	Clemson	9/22/18
4	Jake Fromm	Georgia	11/24/18
4	Sam Howell	North Carolina	10/5/19
4	Jake Fromm	Georgia	11/30/19
4	Dillon Gabriel	UCF	9/19/20
4	Malik Cunningham	Louisville	10/9/20
18. 3	36 times, most recently: Phil Jurkovec	Boston College	11/13/21

**PUNTING****HIGHEST PUNT AVERAGE**

## MINIMUM TWO ATTEMPTS

AVG	PLAYERS	TEAM	DATE
1. 60.5	Jimmy Colquitt	Tennessee	10/27/84
2. 57.6	Bobby Gordon	Tennessee	11/10/56
3. 56.4	Ryan Plackemeier	Wake Forest	11/5/05
4. 54.8	Larry Swider	Pittsburgh	9/18/76
5. 54.0	Riley Stephenson	BYU	10/27/12
6. 53.7	Tommy Lunceford	Auburn	10/16/65
7. 52.5	Will Monday	Duke	11/17/12
52.5	Rod Stewart	Duke	10/30/65
9. 52.0	Whit Canole	Tennessee	11/5/60
10. 51.7	Tommy Hibbard	North Carolina	11/10/12

**KICKING**
**MOST FIELD GOALS**

	FGM	PLAYERS	TEAM	DATE
1.	6	Billy Bennett	Georgia	11/24/01
2.	5	Connor Hughes	Virginia	11/22/03
3.	4	Steve Fehr	Navy	11/15/80
4	4	Wilson Hoyle	Wake Forest	11/21/87
4	4	Brian Lowe	Boston College	11/25/89
4	4	Chris Gardocki	Clemson	10/13/90
4	4	Phillip Shirley	Western Carolina	9/12/92
4	4	Marc Primanti	NC State	11/11/95
4	4	Matthew Burdick	Wake Forest	11/20/99
4	4	Connor Barth	North Carolina	11/17/07
4	4	Michael Badgley	Miami	10/21/17
4	4	Alex Kessman	Pitt	12/10/20
4	4	John Parker Romo	Virginia Tech	10/30/21

**MOST FIELD ATTEMPTS**

	FGA	PLAYERS	TEAM	DATE
1.	6	Rex Robinson	Georgia	11/24/79
6	6	Chris Gardocki	Clemson	10/13/90
6	6	Steve Videtich	NC State	10/3/92
6	6	Billy Bennett	Georgia	11/24/01
5.	5	Brian Lowe	Boston College	11/25/89
5	5	Mike Green	Wake Forest	11/14/92
5	5	Connor Hughes	Virginia	11/22/03
5	5	John Deraney	NC State	11/4/06
5	5	M. Buchholz	Clemson	9/29/07
5	5	Connor Barth	North Carolina	11/17/07
5	5	John Parker Romo	Virginia Tech	10/30/21

**DEFENSE**
**MOST INTERCEPTIONS**

	INT	PLAYERS	TEAM	DATE
1.	4	A.J. Greene	Wake Forest	11/21/87
2.	3	Artimus Parker	USC	9/22/73
3	3	Dre' Bly	North Carolina	9/21/96
3	3	Aundray Bruce	Auburn	10/17/87
3	3	Jeff Hipp	Georgia	11/24/79
6.	2	45 times		

**LONGEST PLAYS**
**LONGEST TOUCHDOWN**

	YDS	PLAYER	TEAM	DATE
100 (jr)		Mel Baxley	South Carolina	9/15/73
100 (kr)		Tavon Mason	Virginia	11/10/01
100 (kr)		Josh Wilson	Maryland	10/7/06
100 (kr)		DeVon Edwards	Duke	9/26/15
99 (kr)		Bill Mathis	Clemson	10/3/59
99 (jr)		Preston Anderson	Rice	9/30/72
99 (fr)		Damian Swann	Georgia	11/29/14
98 (kr)		Terrance Horne	South Florida	9/8/18
97 (kr)		Terrance Horne	South Florida	9/8/18
96 (p)		Howard (Kiel)	Notre Dame	11/7/81
96 (kr)		Jerod Washington	Virginia	9/19/92
96 (kr)		Marcus Wall	North Carolina	10/14/95
95 (kr)		Joe Henderson	Clemson	9/26/87
95 (kr)		Kory Bailey	North Carolina	9/26/98
95 (kr)		Darrell Blackman	NC State	11/4/06

**LONGEST RUSH**

YDS	PLAYER	TEAM	DATE
91 (t)	C.J. Prorise	Notre Dame	9/19/15
90 (t)	Travis Etienne	Clemson	8/29/19
83 (t)	Joel Arrington	Duke	10/31/59
80 (t)	Jay Washington	Clemson	9/29/73
79 (t)	Barry Word	Virginia	9/21/85
78 (t)	Glynn Harrison	Georgia	11/27/75
77	Stanley Morgan	Tennessee	10/9/76
77 (t)	Derric Hamilton	Clemson	9/14/02
77 (t)	C.J. Brown	Maryland	10/8/11
76 (t)	Richard Williams	Memphis	9/27/80
76 (t)	Bo Jackson	Auburn	10/19/85
76 (t)	Quinton Lee	Boston College	10/4/97

**LONGEST PASS**

YDS	RECEIVER (QB)	TEAM	DATE
96 (t)	Howard (Kiel)	Notre Dame	11/7/81
93 (t)	Mariott (Maye)	North Carolina	9/19/87
87 (t)	Mitchell (Baker)	North Carolina	9/10/05
85 (t)	Bresler (Sullivan)	Auburn	10/17/70
83 (t)	Rogers (Lawrence)	Clemson	10/17/20
80 (t)	Brantley (Jordan)	Clemson	9/27/75
80 (t)	Scott (Buck Belue)	Georgia	12/5/81
80 (t)	Bonner (J.J. Joe)	Baylor	11/7/92
80 (t)	Royal (Randall)	Virginia Tech	10/28/04
80 (t)	Clark (Davis)	NC State	10/6/05
79 (t)	Clark (Penn)	UCF	9/2/00
79 (t)	Hankerson (Morris)	Miami	11/13/10

**LONGEST PUNT**

YDS	PLAYER	TEAM	DATE
83	Scott McAllister	North Carolina	10/21/89
81	Ken Cooper	Georgia	12/1/56
78	Will Brice	Virginia	10/15/94
77	Larry Swider	Pittsburgh	9/18/76
74	Spence Fischer	Duke	9/24/94
73	Bobby Walden	Georgia	11/28/59
73	Ricky Brummitt	Duke	9/9/78
73	Malcolm Simmons	Alabama	9/12/81
72	Bobby Gordon	Tennessee	11/10/56
72	Kevin Ferguson	Virginia	10/13/84
72	Will Monday	Duke	9/14/13

**LONGEST PUNT RETURN**

YDS	PLAYER	TEAM	DATE
88 (t)	Brian Mance	Clemson	10/8/00
80 (t)	Quadree Henderson	Pittsburgh	9/23/17
79 (t)	Michael Lettieri	Navy	11/9/68
79	Derrick Hamilton	Clemson	9/14/02
78 (t)	Donnell Woolford	Clemson	9/26/87
77 (t)	Lou Harris	South Carolina	9/11/71
75 (t)	Tory Stawarz	Miami	9/26/70
74 (t)	Bill Simpson	Michigan State	9/23/72
72 (t)	Scott Woerner	Georgia	12/2/78
72 (t)	Fred Lane	Georgia	12/1/84

**LONGEST KICKOFF RETURN**

YDS	PLAYER	TEAM	DATE
100 (t)	Tavon Mason	Virginia	11/10/01
100 (t)	Josh Wilson	Maryland	10/7/06
100 (t)	DeVon Edwards	Duke	9/26/15
99 (t)	Bill Mathis	Clemson	10/3/59
98 (t)	Jerry Stovall	LSU	10/6/62
98 (t)	Terrance Horne	South Florida	9/8/18
97 (t)	Terrance Horne	South Florida	9/8/18
96 (t)	Jerrod Washington	Virginia	9/19/92
96 (t)	Marcus Wall	North Carolina	10/14/95
95 (t)	Joe Henderson	Clemson	9/26/87
95 (t)	Kory Bailey	North Carolina	9/26/98
95 (t)	Darell Blackman	NC State	11/4/06

**LONGEST INTERCEPTION RETURN**

YDS	PLAYER	TEAM	DATE
100 (t)	Mel Baxley	South Carolina	9/15/73
99 (t)	Preston Anderson	Rice	9/30/72
82 (t)	Stanford Samuels	Florida State	11/9/02
79 (t)	Anthony Washington	California	9/16/78
77 (t)	Randy Neal	Virginia	10/15/94
70 (t)	Clarence Ellis	Notre Dame	11/15/69
69 (t)	Doug Archibald	Tennessee	11/7/64
68 (t)	Doug Brewster	Clemson	9/24/88
64 (t)	Jesse Campbell	NC State	10/1/88
64 (t)	Roland Minor	Virginia Tech	10/28/04

**LONGEST FIELD GOAL MADE**

YDS	PLAYER	TEAM	DATE
60	Fuad Reveiz	Tennessee	10/23/82
57	Rex Robinson	Georgia	11/29/80
57	Kevin Butler	Georgia	12/1/84
57	Michael Badgley	Miami	11/21/15
56	Chris Blewitt	Pittsburgh	10/17/15
55	Alan Duncan	Tennessee	10/11/80
55	Fuad Reveiz	Tennessee	10/26/85
55	Alex Kessman	Pittsburgh	9/23/17
53	Brian Clark	Florida	9/19/81
53	Colt David	LSU	12/31/08
53	Richard Jackson	Clemson	9/10/09

**LONGEST FIELD GOAL ATTEMPT**

YDS	PLAYER	TEAM	DATE
63	Connor Barth	North Carolina	11/17/07
62	Don Barfield	Clemson	10/1/66
60	Marvin Roberts	Michigan State	9/23/72
60	# Fuad Reveiz	Tennessee	10/23/82
60	Chris Gardocki	Clemson	10/13/90
58	Pete Rajecki	Georgia	11/28/70
58	Rex Robinson	Georgia	11/26/77
57	five times, most recently: # Michael Badgley	Miami	11/21/15

# – made FG

**SCORING**
**MOST POINTS SCORED**
**GAME**

 118 (68-50) – at North Carolina  
(Nov. 10, 2012)

**ACC**

 118 (68-50) – at North Carolina  
(Nov. 10, 2012)

**HISTORIC**

 222 (222-0) – vs. Cumberland  
(Oct. 7, 1916)

**HALF**

 63 (1st) – vs. Florida State (Oct. 10, 2009)  
vs. Western Carolina (Sept. 1, 2011)

**ACC**

 63 (1st) – vs. Florida State  
(Oct. 10, 2009)

**QUARTER**

45 (4th) – vs. NC State (Oct. 1, 2011)

**ACC**

 45 (4th) – vs. NC State  
(Oct. 1, 2011)

**MOST TOUCHDOWNS**
**GAME**

16 – at North Carolina (Nov. 10, 2012)

**ACC**

 16 – at North Carolina  
(Nov. 10, 2012)

**HALF**

 9 (1st) – vs. Florida State (Oct. 10, 2009)  
vs. Western Carolina (Sept. 1, 2011)

**ACC**

 9 (1st) – vs. Florida State  
(Oct. 10, 2009)

**QUARTER**

7 (4th) – vs. Virginia (Nov. 10, 2001)

**ACC**

7 (4th) – vs. Virginia (Nov. 10, 2001)

**FEWEST TOUCHDOWNS**
**GAME**

 0 – 10 times, most recently:  
vs. Wake Forest (Dec. 2, 2006)

**ACC**

0 – vs. Wake Forest (Dec. 2, 2006)

**MOST FIELD GOALS**
**GAME**

 7 – vs. Western Carolina (Sept. 12, 1992)  
vs. Georgia (Nov. 24, 2001)

**ACC**

 6 – five times, most recently:  
vs. Virginia (Nov. 17, 2018)

**MOST FIELD GOALS ATTEMPTED**
**GAME**

10 – vs. NC State (Oct. 3, 1992)

**ACC**

10 – vs. NC State (Oct. 3, 1992)

**MOST FIELD GOALS MISSED**
**GAME**

 5 – six times, most recently:  
vs. NC State (Oct. 20, 2001)

**ACC**

 5 – vs. NC State (Oct. 3, 1992),  
vs. Maryland (Oct. 31, 1998),  
vs. NC State (Oct. 20, 2001)

**RUSHING**
**MOST YARDS**
**GAME**

755 – vs. Kansas (Sept. 17, 2011)

**ACC**

663 – at Pittsburgh (Oct. 25, 2014)

**FEWEST YARDS**
**GAME**

58 – vs. Georgia (Nov. 27, 2004)

**ACC**

81 – vs. NC State (Oct. 4, 2003)

**MOST ATTEMPTS**
**GAME**

125 – vs. Auburn (Oct. 18, 1975)

**ACC**

 109 – vs. Wake Forest  
(Nov. 13, 1982)  
vs. Virginia (Oct. 13, 1984)

**FEWEST ATTEMPTS**
**GAME**

51 – vs. Samford (Sept. 9, 2006)

**ACC**

 58 – vs. Wake Forest (Nov. 4, 1995)  
vs. Virginia (Nov. 10, 2001)

**PASSING**
**MOST YARDS**
**GAME**

813 – vs. Virginia (Nov. 10, 2001)

**ACC**

813 – vs. Virginia (Nov. 10, 2001)

**FEWEST YARDS**
**GAME**

6 – vs. Georgia (Nov. 30, 1974)

**ACC**

146 – vs. Maryland (Nov. 3, 2012)

**MOST COMPLETIONS**
**GAME**

71 – vs. Virginia (Nov. 10, 2001)

**ACC**

71 – vs. Virginia (Nov. 10, 2001)

**FEWEST COMPLETIONS**
**GAME**

1 – vs. Georgia (Nov. 30, 1974)

**ACC**

 11 – three times, most recently:  
vs. Maryland (2012)

**MOST ATTEMPTS**
**GAME**

 101 – vs. Virginia (Nov. 10, 2001)  
vs. Virginia (Oct. 26, 2002)

**ACC**

 101 – vs. Virginia (Nov. 10, 2001)  
vs. Virginia (Oct. 26, 2002)

**FEWEST ATTEMPTS**
**GAME**

 8 – vs. Auburn (Oct. 17, 1959)  
vs. Georgia (Nov. 30, 1974)  
vs. Georgia (Nov. 27, 1976)

**ACC**

 21 – vs. Virginia Tech  
(Oct. 17, 2009)

**MOST INTERCEPTIONS**
**GAME**

9 – vs. Rice (Sept. 30, 1972)

**ACC**

7 – vs. Wake Forest (Nov. 21, 1987)

**TOTAL OFFENSE**
**MOST YARDS**
**GAME**

1,206 – at Virginia (Oct. 23, 2021)

**ACC**

 1,206 – at Virginia  
(Oct. 23, 2021)

**FEWEST YARDS**
**GAME**

169 – vs. Florida (Sept. 14, 1963)

**ACC**

410 – vs. Maryland (Oct. 9, 2004)

**MOST PLAYS**
**GAME**

180 – vs. Georgia (Nov. 27, 1999)

**ACC**

169 – vs. Duke (Oct. 31, 1987)

**FEWEST PLAYS**
**GAME**

94 – vs. Kentucky (Sept. 20, 1958)

**ACC**

113 – vs. Virginia (Sept. 21, 2006)

**MOST FIRST DOWNS**
**GAME**

 64 (27-37) – vs. Wake Forest  
(Nov. 21, 1998)

**ACC**

 64 (27-37) – vs. Wake Forest  
(Nov. 21, 1998)

**FEWEST FIRST DOWNS**
**GAME**

15 (8-7) – vs. Florida (Sept. 14, 1963)

15 (4-11) – vs. Vanderbilt (Sept. 18, 1965)

**ACC**

 21 (6-15) – vs. Virginia Tech  
(Sept. 24, 2005)

## TURNOVERS

### MOST TURNOVERS

#### GAME

13 – five times, most recently:  
vs. Duke (1976)

#### ACC

10 – vs. NC State (Sept. 9, 1989)  
vs. Wake Forest (Nov. 17, 1990)

### FEWEST TURNOVERS

#### GAME

0 – 12 times, most recently:  
at NC State (Dec. 5, 2020)

#### ACC

0 – seven times, most recently:  
at NC State (Dec. 5, 2020)

### MOST FUMBLES

#### GAME

12 – vs. Tennessee (Oct. 12, 1968)  
vs. Penn State (Aug. 28, 1991)

#### ACC

11 – vs. Miami (Nov. 21, 2015)

### MOST FUMBLES LOST

#### GAME

11 – vs. Tennessee (Oct. 12, 1968)

#### ACC

6 – vs. Maryland (Oct. 7, 1989)  
vs. NC State (Sept. 8, 1990)  
vs. Duke (Nov. 28, 2020)

## PENALTIES

### MOST PENALTIES

#### GAME

34 – vs. Florida State (Sept. 9, 2000)

#### ACC

34 – vs. Florida State  
(Sept. 9, 2000)

### FEWEST PENALTIES

#### GAME

2 – seven times, most recently:  
vs. Wake Forest (Nov. 16, 1985)

#### ACC

2 – vs. Virginia (Oct. 13, 1984),  
vs. Wake Forest (Nov. 16, 1985)

### MOST PENALTY YARDS

#### GAME

254 – vs. Florida State (Sept. 9, 2000)

#### ACC

254 – vs. Florida State  
(Sept. 9, 2000)





**YEAR-BY-YEAR OFFENSIVE AVERAGES (SINCE 1948)**

YEAR	G	TOTAL OFFENSE				RUSHING				PASSING				SCORING						
		YDS	YPG	TD	ATT	YDS	YPG	TD	CMP	ATT	INT	PCT	YDS	YPG	TD	FD	FG-A	PTS	PPG	
1948	GT	10	3549	354.9	34	452	1803	180.3	20	112	206	17	544	1746	174.6	14	157	na	226	22.6
	OPP	10	1513	151.3	10	374	749	74.9	9	62	150	12	413	764	76.4	1	86	na	69	6.9
1949	GT	10	3001	300.1	28	457	1998	199.8	20	67	156	18	429	1003	100.3	6	153	1-2	197	19.7
	OPP	10	2263	226.3	19	477	1455	145.5	14	65	146	17	445	808	80.8	5	114	0-1	129	12.9
1950	GT	11	2532	230.2	27	437	1365	124.0	14	90	187	18	482	1167	106.1	10	132	1-1	182	16.5
	OPP	11	3204	291.3	28	490	1806	164.2	19	105	216	20	489	1398	127.1	9	163	0-1	193	17.5
1951*	GT	12	3701	308.4	42	557	2067	172.3	26	110	213	17	516	1634	136.1	14	162	2-3	295	24.6
	OPP	12	2489	207.4	13	537	1370	114.2	10	110	249	24	442	1119	93.3	3	146	0-0	90	7.5
1952*	GT	12	4098	341.5	44	680	2847	237.3	30	99	207	19	478	1251	104.3	11	220	6-na	325	27.1
	OPP	12	2182	181.8	8	527	1312	109.3	8	82	214	26	383	880	73.3	0	122	1-na	59	4.9
1953*	GT	12	3740	311.7	41	554	2209	184.1	23	107	223	11	480	1531	127.6	17	207	3-na	288	24.0
	OPP	12	2685	223.8	16	556	1858	154.8	15	75	174	22	431	827	68.9	1	153	1-na	111	9.3
1954	GT	10	2728	272.8	25	408	1821	182.1	16	72	151	11	477	907	90.7	8	147	1-na	175	17.5
	OPP	10	2465	246.5	13	537	1878	187.8	10	51	118	15	432	587	58.7	3	142	1-na	91	9.1
1955	GT	10	2672	267.2	27	509	1998	199.8	16	51	104	9	491	674	67.4	6	147	0-na	182	18.2
	OPP	10	1999	199.9	6	406	1341	134.1	5	49	110	15	445	685	68.5	1	98	1-na	46	4.6
1956	GT	10	2875	287.5	33	525	2249	224.9	22	51	107	5	477	626	62.6	9	160	0-na	227	22.7
	OPP	10	2003	200.3	5	405	1284	128.4	4	53	132	17	402	719	71.9	1	107	0-na	75	7.5
1957	GT	10	1963	196.3	11	446	1411	141.1	6	59	118	9	500	522	52.2	4	120	1-na	33	3.3
	OPP	10	1778	177.8	10	473	1444	144.4	9	31	73	7	425	334	33.4	1	107	1-na	71	7.1
1958	GT	10	2124	212.4	12	448	1473	147.3	10	65	143	11	455	651	65.1	1	114	4-0	93	9.3
	OPP	10	2018	201.8	12	423	1447	144.7	9	55	129	12	426	571	57.1	3	100	3-5	91	9.1
1959	GT	10	2023	202.3	18	427	1446	144.6	11	44	96	5	458	577	57.7	7	109	2-5	129	12.9
	OPP	10	2163	216.3	15	432	1135	113.5	7	75	147	9	514	1028	102.8	7	110	3-4	107	10.7
1960	GT	10	1999	199.9	14	391	1360	136.0	9	51	118	15	432	639	63.9	3	114	8-14	118	11.8
	OPP	10	2506	250.6	13	456	1472	147.2	7	94	164	12	573	1034	103.4	6	148	3-7	97	9.7
1961	GT	10	2305	230.5	22	481	1484	148.4	19	69	142	12	486	821	82.1	3	151	4-6	162	16.2
	OPP	10	1785	178.5	6	365	949	94.9	3	78	166	11	470	836	83.6	3	107	3-5	50	5.0
1962	GT	10	2799	279.9	27	453	1750	175.0	18	88	171	9	515	1049	104.9	7	155	5-10	201	20.1
	OPP	10	2160	216.0	11	374	1024	102.4	6	95	201	16	473	1136	113.6	4	114	4-6	83	8.3
1963	GT	10	2590	259.0	20	454	1524	152.4	11	81	162	7	500	1066	106.6	10	151	12-17	173	17.3
	OPP	10	2080	208.0	11	416	1337	133.7	9	60	152	9	395	743	74.3	2	115	4-5	89	8.9
1964	GT	10	2151	215.1	16	446	1294	129.4	9	65	132	12	492	857	85.7	6	127	3-8	121	12.1
	OPP	10	2317	231.7	10	373	1002	100.2	6	108	232	13	466	1315	131.5	3	128	3-8	79	7.9
1965	GT	10	2848	284.8	29	406	1428	142.8	12	122	214	8	570	1420	142.0	12	173	7-15	222	22.0
	OPP	10	3341	334.1	19	467	1664	166.4	11	138	263	17	525	1677	167.7	8	187	6-13	150	15.0
1966	GT	10	2950	295.0	33	481	1818	181.8	21	98	204	15	480	1132	113.2	5	178	6-13	248	24.8
	OPP	10	2066	206.6	9	400	1081	108.1	4	79	202	16	391	985	98.5	4	110	7-11	81	8.1
1967	GT	10	2628	262.8	16	453	1271	127.1	10	116	269	13	431	1357	135.7	6	145	7-10	129	12.9
	OPP	10	3155	315.5	28	494	1927	192.7	18	88	192	11	458	1228	122.8	10	159	4-10	205	20.5
1968	GT	10	3005	300.5	21	362	629	62.9	8	192	352	17	545	2376	237.6	13	165	3-7	158	15.8
	OPP	10	3685	368.5	36	584	2339	233.9	24	105	227	9	462	1346	134.6	6	215	5-13	263	26.3
1969	GT	10	2428	242.8	18	483	1363	136.3	8	94	200	20	470	1065	106.5	7	136	6-15	144	14.4
	OPP	10	3301	330.1	25	476	1488	148.8	12	133	289	28	460	1813	181.3	12	185	3-13	183	18.3
1970	GT	11	3389	308.1	29	547	1882	171.1	13	144	278	23	518	1507	137.0	13	196	5-9	216	19.6
	OPP	11	3260	296.4	21	424	1226	111.5	10	131	298	23	440	2034	184.9	9	155	4-14	156	14.2
1971	GT	11	2953	268.5	23	537	1695	154.1	13	133	250	14	532	1258	114.4	8	171	18	17.1	
	OPP	11	2790	253.6	17	477	1299	118.1	11	114	240	14	475	1491	135.5	7	167	169	15.2	
1972	GT	11	3608	328.0	33	499	1597	145.2	13	144	277	20	520	2011	182.8	16	186	7-22	253	23.0
	OPP	11	3409	309.9	23	568	2045	185.9	13	108	224	21	482	1364	124.0	7	190	12-24	196	17.8
1973	GT	11	3412	310.2	22	532	1720	156.4	16	137	257	14	533	1692	153.8	6	199	14-26	192	17.5
	OPP	11	3760	341.8	27	538	2447	222.5	13	103	198	13	520	1313	119.7	12	221	8-15	211	19.2
1974	GT	11	3694	335.8	31	650	3162	287.5	27	45	86	5	523	532	48.4	3	202	7-15	238	21.6
	OPP	11	3514	319.5	29	582	2570	233.6	22	69	147	11	469	944	85.8	6	208	3-13	212	19.3
1975	GT	11	4084	371.3	37	692	3627	329.7	32	24	46	4	522	457	41.5	5	203	7-15	270	24.5
	OPP	11	3887	353.4	25	494	1947	177.0	15	141	267	13	528	1940	176.4	8	202	10-16	200	18.2
1976	GT	11	3391	308.3	29	612	2690	244.5	26	45	103	11	436	701	63.7	3	174	6-11	221	20.1
	OPP	11	4022	365.6	33	609	2279	207.1	21	118	218	14	541	1743	158.4	12	221	12-20	267	24.3
1977	GT	11	3500	318.2	27	630	3156	286.8	23	23	64	7	344	344	31.3	4	164	224	20.4	
	OPP	11	3664	333.1	21	594	2151	195.5	19	104	235	14	443	1513	137.5	10	209	221	20.1	
1978	GT	11	4070	370.0	32	484	2290	208.2	16	114	234	11	487	1780	161.8	10	189	9-13	249	22.6
	OPP	11	3970	360.9	25	569	2285	207.7	14	117	225	14	520	1685	153.2	7	208	12-14	212	



YEAR-BY-YEAR OFFENSIVE AVERAGES (SINCE 1948)

YEAR	G	TOTAL OFFENSE			RUSHING			PASSING				SCORING								
		YDS	YPG	TD	ATT	YDS	YPG	TD	CMP	ATT	INT	PCT	YDS	YPG	TD	FD	FG-A	PTS	PPG	
1985	GT	11	3753	341.2	28	580	2169	197.2	14	113	197	9	574	1584	144.0	12	194	13-22	235	21.4
	OPP	11	3433	312.1	12	434	1793	163.0	0	156	317	16	492	1640	149.0	5	173	11-21	118	10.7
1986	GT	11	3971	361.0	35	531	2312	210.2	19	137	258	9	531	1659	150.8	14	223	12-22	282	25.6
	OPP	11	3584	325.8	27	502	2078	188.9	18	129	253	14	510	1506	136.9	9	211	8-14	211	19.2
1987	GT	11	3777	343.4	26	398	1493	135.7	12	174	368	18	473	2284	207.6	13	201	7-13	199	18.1
	OPP	11	4226	384.2	34	495	1959	178.1	12	183	306	11	598	2267	206.1	16	229	14-20	275	25.0
1988	GT	11	3420	310.9	22	427	1577	143.4	13	182	332	15	548	1843	167.5	7	202	15-20	200	18.2
	OPP	11	3094	281.3	24	484	1566	142.4	12	129	252	14	512	1528	138.9	8	180	9-14	194	17.6
1989	GT	11	4070	370.0	31	519	2301	209.2	16	144	276	14	522	1769	160.8	13	215	15-24	265	24.1
	OPP	11	3732	339.3	25	466	1630	148.2	15	196	356	14	551	2102	191.1	8	216	12-19	213	19.4
1990	GT	11	4334	394.0	41	524	2298	208.9	24	146	255	13	573	2036	185.1	14	231	15-23	334	31.6
	OPP	11	3242	294.7	13	434	1220	110.9	7	151	309	24	489	2022	183.8	5	174	24-28	165	15.5
1991	GT	12	4651	387.6	33	537	2104	175.3	18	192	368	18	522	2547	212.3	13	240	11-17	265	22.1
	OPP	12	3333	277.8	25	462	1344	112.0	10	178	369	18	482	1989	165.8	12	190	8-15	197	16.4
1992	GT	11	3723	338.5	26	390	1143	103.9	9	206	398	10	518	2397	234.5	16	203	19-26	237	21.5
	OPP	11	4401	400.1	32	533	2066	187.8	17	180	310	14	581	2335	212.3	12	229	20-30	286	26.0
1993	GT	11	4398	399.8	34	467	2463	223.9	20	153	271	14	565	1935	175.9	13	224	9-15	260	23.6
	OPP	11	4373	397.5	36	529	1874	170.4	21	195	318	10	613	2499	135.6	14	249	12-18	286	26.0
1994	GT	11	3847	349.7	23	349	1145	104.1	4	223	407	18	548	2702	245.6	18	194	9-16	185	16.8
	OPP	11	4207	382.5	39	580	2534	230.4	28	144	266	10	548	1673	152.1	10	233	16-24	319	29.0
1995	GT	11	3849	349.9	33	523	2321	211.0	22	134	248	7	540	1528	138.9	10	208	11-18	260	23.6
	OPP	11	3695	335.9	31	372	1003	91.2	17	239	385	11	621	2692	244.7	13	208	9-16	243	22.1
1996	GT	11	3683	334.8	25	499	1821	165.5	12	144	262	16	550	1862	169.3	9	197	15-26	220	20.0
	OPP	11	3832	348.4	29	412	1635	148.6	13	177	312	13	567	2197	199.7	12	190	11-13	236	21.5
1997	GT	11	4037	367.0	33	449	1667	151.5	18	177	279	9	634	2370	215.5	13	206	16-20	279	25.4
	OPP	11	4719	420.0	34	379	1460	132.7	10	257	402	16	639	3259	296.3	23	239	10-17	266	24.2
1998	GT	11	4276	388.7	50	469	2021	183.7	22	153	280	8	546	2255	205.0	17	222	13-21	391	35.5
	OPP	11	4376	397.6	34	447	1844	167.6	17	199	361	10	551	2830	230.0	14	224	10-15	267	24.3
1999	GT	11	5599	509.0	59	503	2482	225.6	29	208	319	12	652	3117	283.4	29	287	11-17	448	40.7
	OPP	11	4552	413.8	41	479	2015	183.2	26	195	353	9	552	2537	230.6	15	244	15-17	333	30.3
2000	GT	11	4789	435.4	48	466	1807	164.3	21	231	374	6	618	2982	271.1	23	259	12-22	372	33.8
	OPP	11	4176	379.6	27	371	1039	94.5	6	248	430	15	577	3137	285.9	19	228	7-13	209	19.0
2001	GT	12	5015	417.9	47	500	1668	139.0	26	264	413	14	639	3347	278.9	19	268	19-28	381	31.8
	OPP	12	4000	333.3	34	432	1405	117.1	17	212	390	11	544	2595	216.2	13	218	11-12	267	22.2
2002*	GT	13	4871	374.7	35	500	2127	163.6	20	239	435	20	549	2744	211.1	15	253	12-20	280	21.5
	OPP	13	4624	355.7	30	486	1750	134.6	16	235	440	11	534	2874	221.1	11	228	18-25	267	20.5
2003*	GT	13	4298	330.6	32	509	2086	160.5	16	199	379	13	525	2212	170.2	13	236	17-21	274	21.1
	OPP	13	4189	322.2	30	445	1307	100.5	14	257	425	13	605	2882	221.7	15	218	18-24	266	20.5
2004*	GT	12	4157	346.4	31	486	1947	162.2	11	169	346	18	488	2210	184.2	17	228	15-17	264	22.0
	OPP	12	3575	297.9	28	405	1255	104.6	13	215	395	10	544	2320	193.3	12	192	10-21	227	18.9
2005*	GT	12	4188	349.0	27	464	1845	153.8	13	197	418	12	471	2343	195.2	12	240	11-21	222	18.5
	OPP	12	3810	317.5	28	409	1247	103.9	9	205	384	21	534	2563	213.6	16	200	15-17	241	20.1
2006*	GT	14	4649	332.1	45	526	2274	162.4	17	174	369	16	472	2375	169.6	25	239	12-18	349	24.9
	OPP	14	4208	300.6	29	445	1467	104.8	13	238	461	13	516	2741	195.8	11	223	18-26	257	18.4
2007*	GT	13	5004	384.9	38	548	2591	199.3	28	179	363	12	493	2413	185.6	10	261	23-28	341	26.2
	OPP	13	4295	330.4	31	472	1488	114.5	19	219	389	12	563	2807	215.9	12	219	14-20	271	20.8
2008*	GT	13	4842	372.5	40	640	3552	273.2	32	74	165	7	448	1290	99.2	5	214	12-20	317	24.4
	OPP	13	4076	313.5	33	432	1564	120.3	13	246	415	18	593	2512	192.5	20	224	11-14	264	20.3
2009*	GT	14	5910	422.1	62	792	4136	295.4	47	78	168	6	464	1774	126.7	11	287	14-20	473	33.8
	OPP	14	5044	360.3	42	433	2123	151.6	16	245	398	12	616	2921	208.6	23	241	18-27	347	24.8
2010*	GT	13	5294	407.2	42	753	4203	323.3	31	64	168	7	381	1091	83.9	9	265	15-17	338	26.0
	OPP	13	4831	371.6	42	489	2206	169.7	25	221	365	8	605	2625	201.9	14	253	11-19	328	25.2
2011*	GT	13	5964	458.8	59	717	4114	316.5	45	82	167	8	491	1850	142.3	11	265	11-18	446	34.3
	OPP	13	4669	359.2	45	465	2100	161.5	19	215	385	14	558	2569	197.6	23	239	9-15	339	26.1
2012*	GT	14	6175	441.1	63	808	4357	311.2	48	102	194	8	526	1818	129.9	12	302	11-18	470	33.6
	OPP	14	5236	374.0	51	472	2019	144.2	27	269	448	16	600	3217	229.8	23	270	12-19	396	28.3
2013*	GT	13	5586	429.7	61	713	3891	299.3	46	92	203	13	453	1695	130.4	12	283	10-17	456	35.1
	OPP	13	4683	360.2	38	422	1505	115.8	18	267	427	14	625	3178	244.5	18	256	10-14	297	22.8
2014*	GT	14	6671	476.5	66	790	4789	342.1	47	106	203	6	522	1882	134.4	19	350	11-18	530	37.9
	OPP	14	5758	411.3	43	463	2346	167.6	24	282	448	18	629	3412	243.7	19	300	18-21	360	25.7
2015	GT	12	45																	



YEAR-BY-YEAR RETURN/PENALTY AVERAGES (SINCE 1978)

YEAR		RETURNS						PEN	YDS
		PR	YDS	AVG	KOR	YDS	AVG		
1978	GT	17	116	6.8	29	736	25.4	57	539
	OPP	29	241	8.3	31	487	15.7	54	523
1979	GT	31	207	6.7	33	668	20.2	48	476
	OPP	35	273	7.8	31	562	18.1	68	669
1980	GT	20	90	4.5	34	574	16.9	52	484
	OPP	43	362	8.4	17	366	21.5	64	586
1981	GT	28	127	4.5	36	724	20.1	55	541
	OPP	37	311	8.4	15	242	16.1	70	636
1982	GT	22	262	11.9	35	689	19.7	53	548
	OPP	19	210	11.1	23	315	13.7	64	493
1983	GT	26	174	6.7	33	663	20.1	64	619
	OPP	25	223	8.9	16	344	21.5	65	496
1984	GT	22	153	6.9	28	522	18.6	46	356
	OPP	25	270	10.8	45	798	17.7	53	420
1985	GT	27	155	5.7	23	539	23.4	52	481
	OPP	28	189	6.8	26	436	16.8	59	488
1986	GT	19	263	13.8	43	799	18.6	58	507
	OPP	24	146	6.1	46	938	20.4	55	423
1987	GT	27	209	7.7	49	962	19.6	60	503
	OPP	34	330	9.7	40	886	22.2	68	514
1988	GT	31	206	6.7	37	764	20.6	69	564
	OPP	21	81	3.9	40	786	19.7	79	614
1989	GT	30	173	5.8	43	939	21.8	79	687
	OPP	18	146	8.1	45	958	21.3	50	391
1990	GT	42	244	5.8	39	900	23.1	54	397
	OPP	20	155	7.8	54	1,044	19.3	59	442
1991	GT	53	507	9.6	34	595	17.5	76	594
	OPP	32	357	11.2	40	768	19.2	59	505
1992	GT	30	278	9.3	43	870	20.2	65	503
	OPP	37	389	10.5	26	585	22.5	67	540
1993	GT	23	112	4.9	37	814	22.0	71	602
	OPP	26	235	9.0	36	674	18.7	81	610
1994	GT	22	118	5.4	48	1,080	22.5	73	605
	OPP	36	388	10.8	35	633	18.1	66	529
1995	GT	34	404	11.9	33	588	17.8	78	622
	OPP	22	258	11.7	43	986	22.9	56	467
1996	GT	32	408	12.7	35	793	22.7	62	527
	OPP	16	77	4.8	31	453	14.6	62	543
1997	GT	25	253	10.1	38	774	20.4	70	632
	OPP	19	220	11.6	41	766	18.7	81	641
1998	GT	37	490	13.2	39	917	23.5	72	584
	OPP	17	123	7.2	45	853	18.9	64	516
1999	GT	30	335	11.2	43	980	22.8	77	640
	OPP	13	102	7.8	51	999	19.6	72	562
2000	GT	38	355	9.3	30	706	23.5	92	769
	OPP	27	203	7.5	52	838	16.1	75	592
2001	GT	51	555	10.9	37	846	22.9	85	712
	OPP	16	135	8.4	47	1,060	22.6	99	787
2002*	GT	52	524	10.1	43	839	19.5	95	792
	OPP	37	306	8.3	34	642	18.9	88	751
2003*	GT	33	380	11.5	48	981	20.4	68	576
	OPP	36	324	9.0	47	1,076	22.9	93	800
2004*	GT	50	350	7.0	30	653	21.8	75	640
	OPP	33	195	5.9	34	792	23.3	92	782
2005*	GT	35	198	5.7	35	707	20.2	88	686
	OPP	32	282	8.8	35	830	23.7	90	768
2006*	GT	45	336	7.5	42	815	19.4	86	713
	OPP	33	164	5.0	50	1,349	27.0	97	847
2007*	GT	44	436	9.9	49	1,061	21.7	90	771
	OPP	20	140	7.0	66	1,119	17.0	77	668
2008*	GT	27	182	6.7	45	883	19.6	63	570
	OPP	15	147	9.8	55	1,094	19.9	58	487
2009*	GT	21	281	13.4	54	1,176	21.8	84	659
	OPP	10	74	7.4	78	1,755	22.5	68	557
2010*	GT	23	134	5.8	53	1,057	19.9	81	689
	OPP	16	185	11.6	58	1,110	19.1	63	531
2011*	GT	16	130	8.1	42	807	19.2	58	480
	OPP	13	82	6.3	70	1,515	21.6	54	364
2012*	GT	20	252	12.6	44	1,050	23.9	68	558
	OPP	22	98	4.5	66	1,569	23.8	67	535
2013*	GT	19	160	8.4	40	881	22.0	63	529
	OPP	17	152	8.9	45	968	21.5	76	623

YEAR		RETURNS						PEN	YDS
		PR	YDS	AVG	KOR	YDS	AVG		
2014*	GT	12	97	8.1	41	892	21.8	69	576
	OPP	16	105	6.6	33	747	22.6	75	616
2015	GT	20	189	9.4	31	590	19.0	38	329
	OPP	14	109	7.8	19	440	23.2	75	582
2016*	GT	12	131	10.9	27	578	21.4	57	502
	OPP	14	113	9.4	19	404	21.3	66	535
2017	GT	17	125	7.4	40	775	19.4	44	394
	OPP	21	198	9.4	44	1077	24.5	42	396
2018	GT	13	93	7.0	28	689	24.6	50	477
	OPP	10	60	6.0	48	1261	26.3	56	459
2019	GT	16	76	4.8	34	715	21.0	57	493
	OPP	30	343	11.4	23	481	20.9	60	524
2020	GT	16	65	4.1	21	403	19.2	89	749
	OPP	8	83	10.4	33	686	20.8	70	642
2021	GT	16	61	3.8	36	736	20.4	73	614
	OPP	15	153	10.2	11	243	22.1	67	621

\* Bowl games included in final statistics.

**GEORGIA TECH NCAA STATISTICAL RANKINGS** (Since 2008)

CATEGORY	2021	2020	2019	2018	2017	2016	2015	2014	2013	2012	2011	2010	2009	2008
Fielding Churne	57 (169.0)	43 (190.8)	127 (152.4)	129 (135.0)	5 (307.4)	9 (258.1)	8 (256.2)	125 (134.4)	6 (299.3)	4 (311.2)	2 (316.5)	1 (323.3)	2 (285.4)	119 (232.2)
Passing Offense	97 (198.3)	93 (199.1)	124 (133.9)	126 (63.6)	127 (64.3)	124 (129.2)	123 (121.8)	118 (130.4)	115 (129.9)	112 (142.3)	119 (83.9)	115 (126.7)	116 (99.2)	
Total Offense	93 (367.3)	71 (398.9)	127 (296.3)	61 (408.8)	74 (391.6)	85 (337.2)	80 (378.0)	19 (478.2)	44 (429.7)	35 (441.1)	18 (458.8)	36 (407.2)	11 (442.1)	50 (372.5)
Scoring Offense	95 (23.8)	95 (23.9)	104 (16.7)	33 (33.6)	70 (28.1)	70 (28.2)	63 (29.3)	11 (37.9)	28 (35.1)	34 (33.6)	21 (34.8)	71 (26.0)	11 (33.8)	93 (24.4)
Rushing Offense	100 (182.2)	90 (189.2)	117 (215.3)	57 (156.3)	49 (153.6)	64 (172.2)	57 (165.1)	62 (167.6)	11 (115.8)	41 (144.2)	66 (161.5)	78 (169.7)	69 (151.6)	24 (120.3)
Passing Defense	121 (273.0)	111 (270.1)	36 (227.7)	49 (211.3)	35 (200.6)	68 (229.4)	35 (202.9)	87 (243.7)	83 (244.5)	58 (229.8)	28 (197.9)	34 (201.9)	47 (208.6)	41 (193.2)
Total Defense	117 (455.2)	109 (459.3)	86 (422.9)	46 (336.3)	33 (354.3)	59 (401.6)	42 (368.0)	79 (411.3)	27 (360.2)	43 (374.)	64 (371.6)	54 (330.3)	25 (313.5)	
Scoring Defense	110 (33.5)	109 (33.8)	104 (32.4)	67 (29.3)	64 (26.5)	53 (24.5)	52 (28.7)	29 (22.8)	65 (28.3)	60 (26.1)	57 (25.2)	58 (24.8)	28 (20.3)	
Net Punting	122 (35.6)	2 (44.8)	69 (38.27)	43 (38.49)	29 (39.74)	65 (37.40)	97 (35.83)	96 (35.63)	45 (37.6)	99 (35.5)	55 (36.9)	114 (32.2)	43 (38.1)	93 (33.2)
Punt Returns	121 (3.81)	102 (4.06)	110 (4.75)	86 (7.00)	65 (7.35)	20 (10.92)	51 (9.45)	58 (6.88)	56 (8.42)	16 (12.6)	61 (8.1)	97 (6.8)	10 (13.4)	88 (6.74)
Kickoff Returns	68 (20.44)	85 (19.19)	59 (21.03)	14 (24.61)	92 (19.38)	49 (21.41)	107 (19.03)	47 (21.76)	52 (22.0)	25 (23.9)	108 (19.2)	97 (19.9)	49 (21.8)	95 (19.6)
Turnover Margin	81 (0.17)	111 (0.70)	93 (0.33)	20 (0.62)	101 (0.43)	38 (0.31)	105 (0.58)	14 (0.73)	85 (0.30)	45 (0.29)	44 (0.15)	88 (0.46)	25 (0.57)	149 (0.15)
Fumbles Recovered	16 (1.0)	2 (1.2)	42 (9)	5 (1.3)	120 (4)	63 (8)	66 (8)	38 (11)	102 (6)	73 (9)	95 (7)	21 (13)	15 (14)	138 (11)
Fumbles Interceptions	125 (3.3)	68 (6)	100 (7)	40 (12)	110 (6)	58 (11)	91 (8)	10 (18)	40 (14)	20 (9)	31 (14)	89 (8)	50 (12)	151 (8)
Fumbles Lost	20 (6)	124 (12)	91 (10)	122 (13)	88 (10)	101 (11)	122 (14)	93 (12)	84 (11)	84 (13)	62 (11)	119 (20)	79 (12)	118 (20)
Interceptions	125 (10)	68 (6)	61 (10)	3 (4)	4 (5)	1 (4)	41 (10)	9 (6)	66 (13)	28 (8)	119 (8)	11 (7)	11 (6)	110 (7)
Turnovers Gained	102 (1.3)	25 (1.8)	84 (1.6)	16 (2.5)	124 (1.0)	67 (1.9)	17 (1.5)	17 (2.9)	71 (2.0)	136 (2.5)	63 (2.1)	59 (2.1)	29 (2.6)	120 (2.9)
Turnovers Lost	44 (1.5)	25 (2.5)	81 (2.0)	35 (1.7)	27 (1.9)	17 (1.5)	97 (2.4)	33 (1.8)	87 (2.4)	152 (2.1)	133 (1.9)	95 (2.7)	128 (1.8)	188 (2.7)
Pass Effic.	84 (120.92)	86 (119.94)	121 (106.02)	82 (129.03)	99 (120.90)	16 (153.50)	95 (119.80)	12 (155.07)	84 (122.2)	35 (143.5)	14 (154.3)	113 (102.1)	12 (149.6)	92 (111.9)
Pass Effic. Defense	130 (173.31)	76 (139.46)	77 (137.38)	99 (143.51)	62 (127.77)	50 (125.50)	67 (122.04)	85 (132.88)	79 (132.4)	35 (143.5)	45 (124.4)	63 (129.2)	88 (136.3)	43 (117.4)
Forward Penalties	55 (7.3)	125 (8.9)	9 (5.7)	4 (4.9)	5 (4.00)	11 (4.38)	2 (3.7)	25 (4.93)	34 (8.5)	32 (4.85)	11 (4.5)	74 (6.2)	156 (6.0)	126 (4.9)
Forward Penalty	49 (6.4)	118 (7.4)	15 (41.08)	4 (36.3)	4 (38.82)	1 (38.62)	1 (27.42)	26 (41.4)	31 (40.7)	18 (39.9)	13 (36.9)	66 (53.0)	34 (47.1)	136 (43.9)
PR Yards Defense	89 (11.6)	96 (10.38)	107 (11.43)	35 (6.00)	89 (9.43)	88 (9.36)	59 (7.19)	50 (6.56)	75 (8.9)	14 (4.9)	39 (6.3)	98 (11.6)	44 (7.4)	73 (9.9)
KR Yards Defense	84 (22.09)	61 (20.79)	69 (20.91)	126 (26.27)	117 (24.48)	49 (21.26)	100 (23.16)	101 (22.64)	89 (21.5)	102 (23.8)	59 (21.6)	11 (19.1)	83 (22.5)	40 (19.8)
Sacks	98 (1.67)	70 (2.10)	111 (1.42)	116 (1.31)	108 (1.55)	114 (1.38)	120 (1.4)	105 (1.43)	28 (2.6)	59 (2.0)	77 (1.7)	101 (1.3)	72 (1.8)	118 (2.6)
Blocks for Loss	89 (5.6)	60 (6.2)	103 (6.1)	125 (4.1)	118 (4.3)	120 (4.4)	127 (3.9)	115 (4.4)	42 (6.4)	93 (4.9)	94 (4.8)	108 (4.5)	93 (4.3)	137 (3.3)
Sacks Allowed	102 (2.75)	71 (2.30)	86 (2.33)	14 (1.23)	46 (1.82)	17 (1.23)	24 (1.33)	2 (0.79)	9 (1.08)	13 (1.00)	15 (1.00)	23 (1.23)	5 (0.86)	130 (1.46)
FF Allowed	86 (6.17)	100 (7.20)	102 (6.83)	29 (5.08)	70 (6.00)	44 (5.38)	76 (6.33)	17 (4.54)	70 (6.2)	67 (6.7)	117 (4.5)	170 (6.0)	32 (5.1)	153 (5.6)
3rd Down Conv.	101 (54.4)	59 (41.1)	125 (30.1)	26 (43.1)	12 (45.6)	1 (51.4)	108 (34.9)	4 (51.4)	31 (45.6)	5 (45.6)	56 (40.4)	1 (52.3)	94 (36.7)	
4th Down Conv.	97 (43.5)	118 (36.0)	85 (47.1)	68 (52.9)	101 (42.1)	61 (50.0)	66 (50.0)	9 (70.6)	83 (44.4)	29 (62.2)	154 (52.6)	47 (55.0)	41 (55.6)	174 (42.9)
3rd Down Conv.	117 (45.2)	108 (46.7)	111 (45.2)	128 (50.7)	12 (30.9)	126 (49.2)	43 (36.1)	114 (46.1)	35 (36.3)	169 (40.9)	83 (42.2)	52 (38.9)	42 (41.0)	157 (38.1)
4th Down Conv.	90 (60.0)	37 (47.8)	120 (68.4)	97 (60.0)	82 (55.6)	65 (52.6)	88 (54.5)	99 (61.5)	143 (45.5)	111 (66.7)	144 (47.6)	138 (42.9)	128 (40.0)	
Time of Possession	89 (28.12)	113 (27.05)	121 (26.42)	7 (33.27)	6 (33.30)	57 (30.17)	41 (31.08)	3 (34.09)	3 (34.09)	5 (32.59)	23 (31.53)	20 (30.4)	48 (30.31)	
First Downs	108 (228)	51 (199)	128 (181)	56 (276)	39 (195)	111 (173.8)	98 (19.4)	7 (25.0)	49 (21.8)	52 (21.6)	34 (19.3)	32 (18.4)	60 (19.5)	110 (16.5)
Opp. First Downs	77 (267)	106 (241)	80 (271)	73 (262)	35 (187)	91 (21.6)	6 (17.6)	107 (21.4)	51 (19.7)	39 (19.3)	32 (18.4)	60 (19.5)	22 (17.2)	110 (16.5)
Red Zone Offense	97 (784)	121 (667)	130 (593)	101 (793)	28 (889)	54 (85.4)	64 (83.8)	78 (80.8)	13 (89.8)	170 (80.0)	111 (89.1)	198 (76.0)	156 (82.0)	182 (77.0)
Red Zone Defense	103 (882's)	77 (854)	25 (774)	85 (85.1)	129 (97.3)	41 (80.4)	62 (83.3)	40 (79.2)	14 (73.8)	136 (79.0)	165 (82.0)	122 (76.0)	175 (83.0)	137 (79.0)



**ALL-TIME ACC STATISTICAL LEADERS (INDIVIDUAL)**

<b>RUSHING</b>			<b>TOTAL OFFENSE</b>			<b>FUMBLES RECOVERED</b>			<b>PASSES DEFENDED</b>		
Jonathan Dwyer	2008	107.3	Joe Hamilton	1999	345.27	Charlie Thomas	2018	3	Lance Austin	2016	15
Tashard Choice	2007	114.9	John Dewberry	1984	345.27	Justice Dingle	2019 (†)	3	Nathan Perryman	1995	13
Tashard Choice	2006	105.2	<b>ALL-PURPOSE YARDS</b>			<b>TACKLES</b>			<b>PUNTING</b>		
P.J. Daniels	2003	111.3	Jahmyr Gibbs	2021	150.42	Keyaron Fox	2003	11.9	Durant Brooks	2006	45.5
Jerry Mays	1989	122.5	Jerry Mays	1989	147.6	Keith Brooking	1995	13.3	Rodney Williams	1997	45.6
Robert Lavette	1982	109.8	Robert Lavette	1982	142.7	Jamal Cox	1994	13.3	Jason Bender	1994	45.5
<b>RECEPTIONS PER GAME</b>			<b>SCORING</b>			<b>TACKLES FOR LOSS</b>			<b>PUNT RETURNS</b>		
Calvin Johnson	2006	5.43	TaQuon Marshall	2017	9.5	Marco Coleman	1990	19.0	Jonathan Smith	2003	11.7
Harvey Middleton	1996	5.8	Robert Lavette	1982	10.4	<b>SACKS</b>			Charlie Rogers	1998	14.2
<b>RECEIVING YARDAGE</b>			<b>SCORING BY KICKING</b>			<b>INTERCEPTIONS</b>			Ricardo Ingram	1986	14.6
Calvin Johnson	2006	85.9	Luke Manget	2000	74	Morgan Burnett	2008 (†)	0.54	Jack Westbrook	1982	12.1
Harvey Middleton	1996	73.1	<b>FIELD GOALS</b>			<b>INTERCEPTIONS</b>			<b>KICKOFF RETURNS</b>		
<b>YARDS PER RECEPTION</b>			<b>FIELD GOAL PERCENTAGE</b>			<b>INTERCEPTIONS</b>			Derrick Steagall	1993	25.8
Ricky Jeune	2017	21.8	Harrison Butker	2016	.882	Willie Clay	1991	0.75	Cory Collier	1983	30.0
<b>PASS EFFICIENCY</b>			<b>FUMBLES FORCED</b>			<b>INTERCEPTIONS</b>			Cleve Pounds	1982	23.4
Joe Hamilton	1999	175.0	Curtis Ryans	2020	0.38	Ken Swilling	1990	0.56	Robert Lavette	1981	22.9
Joe Hamilton	1998	141.7	<b>FIELD GOALS</b>			<b>INTERCEPTIONS</b>			<b>BLOCKED KICKS</b>		
John Dewberry	1985	133.6	<b>FIELD GOAL PERCENTAGE</b>			<b>INTERCEPTIONS</b>			Chris Milton	2015 (†)	2
<b>YARDS PER RECEPTION</b>			<b>FIELD GOAL PERCENTAGE</b>			<b>INTERCEPTIONS</b>			Jerry Howard	2019 (†)	2

**ALL-TIME ACC STATISTICAL LEADERS (TEAM)**

<b>TOTAL OFFENSE</b>		<b>RUSHING DEFENSE</b>		<b>SACKS ALLOWED</b>		<b>INTERCEPTIONS</b>		<b>YARDS PER COMPLETION</b>	
1999	509.0	1984	147.5	2010	1.2	2012	16	2013	18.4
2008	372.5	1995	91.2	2011	1.0	<b>FEWEST</b>		2014	17.8
2009	442.1	2003	100.5	2013	1.0	<b>INTERCEPTIONS THROWN</b>		2015	18.0
2011	458.8	<b>PASSING OFFENSE</b>		2014	0.8	2011	6	2017	21.6
2014	476.5	2001	278.9	<b>3RD-DOWN PERCENTAGE</b>		2014	8	2018	19.5
<b>TOTAL DEFENSE</b>		<b>PASSING DEFENSE</b>		2011	53.8	2016	6	<b>TURNOVER MARGIN</b>	
1984	317.2	1980	123.4	2014	57.9	2017	5	2014	0.79
<b>RUSHING OFFENSE</b>		1985	149.1	<b>4TH-DOWN PERCENTAGE</b>		2018	4	<b>FEWEST PENALTIES</b>	
1984	235.0	1986	136.9	2014	70.6	<b>TURNOVERS GAINED</b>		2015	3.17
2007	199.3	1988	138.9	<b>BLOCKED KICKS</b>		2012	25	2016	4.38
2008	273.2	<b>SCORING OFFENSE</b>		2014	6	<b>PASSING EFFICIENCY</b>		<b>FEWEST PENALTY YARDS</b>	
2009	295.4	1998	35.6	2019	3	2014	155.07	2015	27.4
2010	323.3	1999	40.7	<b>DEFENSIVE TOUCHDOWNS</b>		<b>TIME OF POSSESSION</b>		<b>FUMBLES RECOVERED</b>	
2011	316.5	2009	33.8	2014	6	2012	32:59	2020	12
2012	311.2	2011	34.3	<b>RED ZONE DEFENSE</b>		2017	34:09	<b>FEWEST FUMBLES LOST</b>	
2013	299.3	2014	37.9	2013	73.8	2017	33:30	2021	5
2014	342.1	<b>SCORING DEFENSE</b>		<b>DEFENSIVE TOUCHDOWNS</b>		2018	33:27	<b>FEWEST FUMBLES LOST</b>	
2015	256.2	1984	18.3	<b>DEFENSIVE TOUCHDOWNS</b>		<b>TIME OF POSSESSION</b>		<b>FUMBLES RECOVERED</b>	
2016	258.1	1985	10.7	2013	73.8	2017	33:30	2020	12
2017	307.4	<b>SCORING DEFENSE</b>		<b>DEFENSIVE TOUCHDOWNS</b>		2018	33:27	<b>FEWEST FUMBLES LOST</b>	
2018	325.0	1985	10.7	2013	73.8	<b>TIME OF POSSESSION</b>		2021	5

<b>NCAA STATISTICAL RANKINGS (INDIVID.) (TOP 10 / SINCE 2000)</b>				<b>PUNTING</b>				<b>BLOCKED KICKS</b>			
<b>SACKS</b>				<b>FIELD GOALS</b>				<b>ALL-PURPOSE</b>			
Derrick Morgan	2009	8th	0.89	Luke Manget	2001	10th	1.58	Jahmyr Gibbs	2021	3rd	150.42
Jeremiah Attaochu	2013	6th	0.96	Travis Bell	2007	19th	1.77	<b>RECEIVING YARDS</b>			
<b>PUNT RETURN AVERAGE</b>				<b>RECEIVING YARDS</b>				<b>YARDS PER RECEPTION</b>			
Jamal Golden	2012	6th	14.6	Calvin Johnson	2006	9th	1,202	DeAndre Smelter	2014	8th	20.43
<b>KICKOFF RETURN AVERAGE</b>				<b>YARDS PER RECEPTION</b>				<b>INTERCEPTIONS</b>			
Jamal Golden	2012	10th	28.3	<b>YARDS PER RECEPTION</b>				<b>INTERCEPTIONS</b>			
<b>INTERCEPTIONS</b>				<b>PASS EFFICIENCY</b>				<b>PASSING YARDS PER COMPLETION</b>			
Morgan Burnett	2008	t3rd	0.54	George Godsey	2000	6th	151.86	Justin Thomas	2015	1st	17.9
<b>FUMBLES RECOVERED</b>				<b>PASSING YARDS PER COMPLETION</b>				<b>PASSING YARDS PER COMPLETION</b>			
Derrick Morgan	2008	t5th	0.31	<b>PASSING YARDS PER COMPLETION</b>				<b>PASSING YARDS PER COMPLETION</b>			



**HISTORY**



**GT FOOTBALL TIMELINE**

**NOVEMBER 5, 1892**

Georgia Tech's first ever football game came against Mercer on Nov. 5, 1892. Mercer won the game, played at Macon's Central Park, 12-6. The Yellow Jackets went 0-3 in their inaugural season, also losing to Vanderbilt and Auburn.


**1893**

Lt. Leonard Wood was a star quarterback and co-head coach on the 1893 team that played – and beat – rival Georgia for the first time, 28-6, in Athens. After the 1894 season Wood was assigned to Ft. McPherson and he went on to win the Congressional Medal of Honor for participating in the Indian wars against Geronimo. He then was the colonel who formed the volunteer brigade called the Rough Riders during the Spanish American War (Teddy Roosevelt gets the credit but was the Lt. Colonel under Wood). He later went to Washington when Roosevelt became President and served in a variety of roles, including Army Chief of Staff. In 1920, he unsuccessfully ran as a Republican for U.S. President.

**1901**

Georgia Tech's first unbeaten team was in 1901. After going winless from 1897-1900, the Yellow Jackets went 4-0-1 in 1901, shutting out four opponents and tying Furman, 5-5.


**1904**

John Heisman took over as Georgia Tech's head football coach. He coached 16 seasons, compiling a remarkable 102-29-7 (.779) record, including four unbeaten campaigns. Heisman's

original contract called for him to coach the football and baseball teams for a poultry sum of \$2,250 (less \$500 for supplies), plus 30 percent of the gate receipts.

**1908**

After playing its home games at Piedmont Park, Brisbane Park and briefly on The Flats, Georgia Tech played home games at Ponce de Leon Park from 1908 to 1911.


**1913**

Upon his hiring in 1904, John Heisman desired for Georgia Tech to play home games in an on-campus stadium. In 1905, Heisman had 300 convict laborers clear rocks, remove tree stumps and level the field. Tech first played home games on the Flats in '05. Later, John W. Grant donated \$15,000 towards the construction of the field's first permanent stands, and Grant Field was named in honor of his deceased son, Hugh Inman Grant. Tech permanently began playing its home games on Grant Field in 1913.


**OCTOBER 7, 1916**

The most lopsided game – Georgia Tech 222, Cumberland 0 – of all time happened in Atlanta on Oct. 7, 1916. The previous spring, Cumberland's baseball team had trounced Tech. Cumberland University was located in Lebanon, Tenn., and the Cumberland squad was actually comprised of professional players from nearby Nashville. Georgia Tech head coach John Heisman was not amused, and the Tech students and alumni howled for revenge, so Heisman offered the Bulldogs a \$500 guarantee to come to Atlanta for a football game. In the game, Tech scored 32 touchdowns, averaged 3.8 points per minute, carried the ball for 978 yards, and never threw a pass. Cumberland, since it was losing yardage faster than it was gaining real estate, began to kick the football back to the Jackets immediately after Tech kicked off to them. Amazingly, neither team made a first down in the game because Tech scored within four downs on every possession. All-American Everett Struppler led Tech with six touchdowns.


**1917**

The 1917 Yellow Jacket team claimed a share of Tech's first national championship. Tech went a perfect 9-0, outscoring opponents by a combined score of 491-17.

**1920**

William Alexander began the first of 25 years as Georgia Tech's head coach, serving from 1920-1944.

**1921**

Georgia Tech and 13 other schools left the Southern Intercollegiate Athletic Association to form the Southern Conference, which was housed in Atlanta.

**ORIGINAL SoCon MEMBERS**

Alabama  
Auburn  
Clemson  
Georgia  
Georgia Tech  
Kentucky  
Maryland  
Mississippi State  
North Carolina  
NC State  
Tennessee  
Virginia  
Virginia Tech  
Washington & Lee

**1928**

Tech went a perfect 10-0, winning the Southern Conference title and a share of their second national championship. Tech allowed more than seven points just once, beating Notre Dame, Alabama, Auburn, Georgia and ultimately, California in the Rose Bowl.


**JANUARY 1, 1929**

The most stunning play in Rose Bowl history propelled Georgia Tech to its first bowl victory when Roy Riegels' infamous Wrong Way Run turned out right as the Ramblin' Wreck beat California, 8-7, in the 1929 Rose Bowl. Early in the second quarter, with the score tied 0-0, Tech halfback Stumpy Thomason was hit by the

Golden Bears' Benny Lom. He fumbled near the Tech 35-yard line, and Riegels scooped up the bouncing ball. He got a good block from a teammate, slipped off a tackler and spun around. But something was wrong.

"Stop, Roy! You're running the wrong way," yelled Lom. Riegels thought the speedier Lom was asking for a lateral. At the 10-yard line, Lom grabbed Riegels, but Riegels shook him loose. Finally, at the one-yard line, Lom pulled Riegels down, but not before a 64-yard run into immortality. California still had the ball. On the first play, the Golden Bears attempted to punt the ball out of the end zone with Riegels snapping to Lom. However, Tech's Vance Maree blocked the punt, which rolled out of bounds for a safety. Both teams traded touchdowns in the second half, and Tech eventually prevailed, 8-7, in one of the strangest games ever played. Tech's Rose Bowl win capped a perfect 10-0 season, the first undefeated season for head coach William Alexander, and the Ramblin' Wreck captured its second national title.

#### DECEMBER 8-9, 1932

Georgia Tech was one of 13 schools that left the Southern Conference to form the Southeastern Conference. Tech remained in the SEC through 1963, winning or sharing five league titles.

#### ORIGINAL SEC MEMBERS

Alabama  
Auburn  
Florida  
Georgia  
Georgia Tech  
Kentucky  
LSU  
Mississippi  
Mississippi State  
Tennessee  
Tulane  
University of the South (Sewanee)  
Vanderbilt

#### SEPTEMBER 26, 1936

The first night game in Georgia Tech football history came on Sept. 26, 1936. The Yellow Jackets trounced visiting Presbyterian, 55-0, under the lights. Ever since, Grant Field /Bobby Dodd Stadium has been considered one of the top night-game atmospheres in all of college football.

#### JANUARY 1, 1940

Following the 1939 season, Georgia Tech made the first of five appearances in the Orange Bowl, upsetting Missouri 21-7 on Jan. 1, 1940. Earlier that season, Tech made its first appearance in the Associated Press poll, which began in 1936.



#### 1942

*The only retired jersey in Georgia Tech's storied football history is the No. 19 worn by running back Clint Castleberry in 1942. Though just a freshman, he finished third in the Heisman Trophy voting as he led Tech to a 9-2 record, highlighted by historic victories at Notre Dame and Navy and capped by a berth in the Cotton Bowl. Just weeks later, he enlisted in the U.S. Army, and on Nov. 7, 1944, his plane disappeared.*

*For one fleeting season in 1942, Clint Castleberry blazed across the football field like a 'crazed jackrabbit.' Some said he could have been the greatest Tech player in history, if it weren't for World War II and a plane that disappeared off the West African coast without a trace. He flashed across the fields at Notre Dame and Navy that fall of '42, leading Georgia Tech's shocking onslaughts, while Sir Bernard Montgomery flashed across North Africa in pursuit of Erwin Rommel, and the Russians made their goal-line stand at Stalingrad.*

*He had played only one college football game when Notre Dame scout Wayne Milner warned coach Frank Leahy that "the most dangerous runner in America" would invade South Bend. As a freshman, he finished third in the Heisman Trophy balloting. And then he was gone.*

— Ed Hinton, *Atlanta Journal-Constitution*

#### 1943

The 8-3 record posted by the 1943 Tech team doesn't give justice to one of the great seasons in Yellow Jacket history. Heading into November with a 3-3 record, Tech reeled off wins over LSU, Tulane, Clemson and a 48-0 win over Georgia to win the SEC championship. A month later, the Jackets beat Tulsa in the Sugar Bowl, becoming the first team to play in all four major bowls (Sugar, Rose, Cotton, Orange).

#### 1945

Legendary coach Bobby Dodd took over as head coach in 1945 and went on to coach 22 seasons. He compiled a record of 165-64-8 (.713). Dodd won two SEC championships and one national title. Dodd is a member of the College Football Hall of Fame as both a player and coach.



#### 1952

Bobby Dodd's 1952 team finished a perfect 12-0, including a win over seventh-ranked and previously undefeated Ole Miss in the Sugar Bowl. Tech, which shared the national crown with Michigan State, shut out four opponents, beat sixth-ranked Duke and 12th-ranked Alabama. The 1952 team included six all-Americans: Pete Brown, Leon Hardeman, Buck Martin, Hal Miller, Bobby Moorhead and George Morris.

#### 1951-55

From 1951-55, Tech played in five consecutive major bowls — Orange (1951), Sugar (1952, 1953, 1955) and Cotton (1954).

#### 1956

The 1956 team was nearly perfect, going 10-1, losing only to Tennessee (6-0). Tech beat Pittsburgh in the Gator Bowl.



#### NOVEMBER 17, 1962

Georgia Tech beat Bear Bryant's No. 1-ranked Alabama team, 7-6.

#### 1963

Following the 1963 season, Tech left the SEC and played as an independent until joining the ACC in 1979. Also in 1963, quarterback Billy Lothridge was first-team all-America and finished second in the Heisman Trophy voting. Lothridge also handled kicking and punting duties for the Yellow Jackets, who finished 7-3 with wins over Florida, Clemson, Tennessee, Florida State and Georgia.




**1970**

Eddie McCashan, the son of a Gainesville (Fla.) mortician, became the first African-American to start at quarterback for a major Southeastern university. McCashan was Tech's starter in 1970, '71 and '72.


**1974**

Randy Rhino was a three-time all-American (1972-74). Randy was the second of three generations of Rhinos to play at Tech. Chappell Rhino (1950-52), Danny (1974-76) and Kelley (1999-2002) all wore the Gold and White.

**NOVEMBER 6, 1976**

Georgia Tech, running the wishbone behind quarterback Gary Lanier, beat 11th-ranked Notre Dame, 23-14, despite not attempting a single pass.


**NOVEMBER 20, 1978**

With temperatures in the 20s, the wind chill at zero, and with an agitated stomach that nearly sidelined him, Georgia Tech tailback Eddie Lee Ivey made college football history on Nov. 20, 1978 at Air Force.

On 26 rushes, Ivey gained 356 yards, breaking an NCAA record, on a field that required de-snowing by a street sweeper twice before the game. Complicating Ivey's plight was his stomach. After a nifty reversal of direction, which resulted in a 73-yard TD run in the second quarter giving Tech a 14-0 lead, Ivey was on the sidelines doubled over, vomiting and in obvious pain. At halftime, Ivey had 122 yards on 12 carries. An 80-yard TD run with 6:08

left in the third quarter gave him 240 yards and broke Brent Cunningham's school record of 217 yards set in 1970. With 10:25 left, Ivey scored on a 57-yard run, giving him 309 yards and putting him within 41 yards of the NCAA record of 350 by Michigan State's Eric Allen vs. Purdue in 1971. After an Air Force drive fizzled, Ivey ran for 13 yards, then for another 13. Adding to the drama, Ivey's stomach began to churn again, to the extent he had to leave the game. His replacement, Ray Friday, shocked everyone by bolting 66 yards up the middle for his second touchdown of the day. When LB Henry Johnson intercepted a Falcon pass, Ivey had his chance. He trotted back onto the field and rushed 21 yards with his first carry, giving him the record.

**1980**

In 1980, Bill Curry's first season as head coach, Tech went just 1-9-1. However, the Jackets' tie (3-3) came against No. 1 Notre Dame. The following year, the Jackets went just 1-10, but the lone victory was a 24-21 win vs. fourth-ranked Alabama.

**1983**

Although Tech first joined the Atlantic Coast Conference in 1979, the Yellow Jackets first competed for the football championship in 1983.

**1985**

In 1985, Georgia Tech went 9-2-1 and beat Michigan State in the All-American Bowl — the Jackets' first bowl win in 15 years. Tech had gone the previous six years with six wins or less. The Yellow Jackets' "Black Watch" defense was led by linebacker Ted Roof.


**1990**

Georgia Tech moved into the Top 25 for the first time in 1990 after it beat 25th-ranked South Carolina to improve to 3-0. Two weeks later, the Jackets knocked off 15th-ranked Clemson to improve to 5-0. Tech moved into the national championship conversation in early November when Scott Sisson's field goal with seven seconds remaining gave the Yellow Jackets a memorable 41-38 win at No. 1 Virginia. Tech closed the regular season by winning on the road against rival Georgia, 41-23, setting the stage for a 45-21 win over Nebraska in the Citrus Bowl. The following day, Tech learned it shared the national title with Colorado.

**1991**

Georgia Tech played its first ESPN Thursday night game in 1991, beating Virginia, 24-21, at Bobby Dodd Stadium. Since 1991, the Yellow Jackets have played in the nationally-televised Thursday night game 31 times.

**1995**

Following the 1994 season, the interim tag was removed and George O'Leary was named Georgia Tech's head coach. O'Leary went 18-16 in his first three seasons, but went on to win at least eight games every year from 1998-2001 and played in five bowls.

**1998**

Georgia Tech finished 7-1 in the ACC, earning a share of the league title with Florida State. Tech finished 10-2 overall, beat Georgia (21-19) and knocked off Notre Dame in the Toyota Gator Bowl.


**NOVEMBER 27, 1999**

Luke Manget's field goal in overtime gave Tech an unforgettable 51-48 win over Georgia. The Jacket fans went nuts and carried Joe Hamilton on their shoulders. Following the 1999 season, Joe Hamilton finished second in the Heisman Trophy race and won the Davey O'Brien Award.

**AUGUST 27, 2000**

The 2000 season opener was cancelled because of a storm at Virginia Tech, but the Jackets won their final seven regular season games including a win in Athens between the hedges.

**2006**

As a junior, Calvin Johnson was one of college football's most dominant players. He hauled in 76 passes for a school record 1,202 yards and 15 TDs. Johnson led Tech to an ACC Coastal Division crown and he went on to be the second overall pick in the 2007 NFL draft by the Detroit Lions.

**2008**

The experts predicted Paul Johnson's first season to be a struggle. All Tech did was win nine games and finish tied for first in the ACC's Coastal Division. Along the way, Johnson and his spread option offense won on the road at Clemson, beat Florida State and Miami at home, then closed the regular season with a memorable 45-42 win at rival Georgia after trailing by 16 points.



## 2009

A remarkable month of November – wins over Mississippi State, Florida State, No. 4 Virginia Tech, Virginia and Vanderbilt – helped Tech win the ACC Coastal Division and earn a berth into the FedEx Orange Bowl. Joshua Nesbitt became the most prolific rushing quarterback in ACC history.

## 2013

Georgia Tech used the nation's sixth-most prolific rushing attack and an improved defense under former Yellow Jacket great, and then defensive coordinator, Ted Roof, to post a winning record and earn a bowl bid for the 17th-consecutive season. Senior Jeremiah Attaochu broke the school record with 31.5 career sacks.



## NOVEMBER 29, 2014

In what has now been immortalized as "The Kick and The Pick" by the Georgia Tech faithful, Harrison Butker drilled a career-long 53-yard field goal on the final play of regulation to force overtime at Georgia. After Zach Laskey's go-ahead touchdown in OT, D.J. White picked off a Hutson Mason pass to seal the 30-24 win.



## DECEMBER 31, 2014

Behind the all-around performance of game MVP Justin Thomas, the Yellow Jackets earned their first Orange Bowl victory in 63 years with a 49-34 win over No. 7 Mississippi State. Tech rushed for an Orange Bowl-record 452 yards. Georgia Tech finished the 2014 season with four games against Top 20 teams, posting a 3-1 record.



## OCTOBER 24, 2015

Dubbed the "Miracle on Techwood Drive", Patrick Gamble blocked Roberto Aguayo's 56-yard field goal attempt and Lance Austin raced 78 yards for the game-winning score as Georgia Tech upset No. 9 Florida State, 22-16.

## 2016

A 4-0 stretch run lifted Georgia Tech to a 9-4 campaign, good for a six-win turnaround from the Yellow Jackets' injury-riddled 2015 campaign. The six-win improvement was tied for the best in the nation. The Jackets' 4-0 finish began with a convincing win at No. 18 Virginia Tech and concluded with a heart-stopping triumph at Georgia (Tech's second-straight victory in Athens) and a rout over Kentucky in the TaxSlayer Bowl.



## 2018

On Nov. 28, Paul Johnson stepped down after 11 seasons and 82 victories as Georgia Tech's head coach, which made him the Yellow Jackets' winningest coach since the legendary Bobby Dodd retired following the 1966 season.

On Dec. 7, Geoff Collins was introduced as the 20th head coach in program history. An Atlanta area native, Collins came to Georgia Tech after compiling 15 wins in two seasons as head coach at Temple and leading the Owls to consecutive bowl appearances. Collins previously served two stints on the football staff at Tech, first as a graduate assistant then tight ends coach under George O'Leary (1999-2001), then as director of player personnel under Chan Gailey (2006).

## MEMORABLE GAMES

### THE CUMBERLAND GAME

On Oct. 17, 1916, John Heisman's team crushed Cumberland College 222-0 in the most lopsided and highest-scoring game in college football history.

### THE 1929 ROSE BOWL

Cal's Roy Riegels ran the wrong way, as Tech won 8-7 and claimed its second national championship.

### 1942: GEORGIA TECH 13, NOTRE DAME 6

Tech finally won at Notre Dame for the first time in eight tries, 13-6. Freshman phenom Clint Castleberry threw a touchdown pass in his only season on The Flats, before dying while piloting a plane during World War II.

### 1949: GEORGIA TECH 7, GEORGIA 6

The Grant Field victory that started "The Drought," Bobby Dodd's eight-year mastery of Georgia.

### 1952 ORANGE BOWL

#### Georgia Tech 17, Baylor 14

Pepper Rodgers' last-second field goal gave the Jackets an Orange Bowl comeback win over Baylor and an 11-0-1 season.

### 1952: GEORGIA TECH 7, ALABAMA 3

In the most exciting game, at that time, in Tech annals, Jackie Rudolph's "\$125,000 tackle" of Bobby Marlow helped preserve the victory, earned Tech a Sugar Bowl bid (and the \$125,000 payout) but also preserved the Jackets' 12-0 season and the Institute's third national title.

### 1962: GEORGIA TECH 7, ALABAMA 6

Another epic Grant Field win over Alabama, one Dodd called "my greatest victory." Mike McNames scored Tech's only touchdown and made a game-saving tackle to upset Bear Bryant's unbeaten, No. 1 defending national champs.

### 1972 LIBERTY BOWL

#### Georgia Tech 31, Iowa State 30.

In Memphis, backup quarterback Jim Stevens -- playing for the suspended Eddie McAshan -- threw for 157 yards and 3 TDs and was named the MVP.

### 1976: GEORGIA TECH 23, NOTRE DAME 14

In the "Passless Upset," the Jackets -- with freshman QB Gary Lanier running Pepper Rodgers' option to perfection -- didn't throw a pass, shocking the Irish in a 23-14 win.

### 1978: THE EDDIE LEE IVERY GAME

#### Georgia Tech 42, Air Force 21.

On the frozen tundra in Colorado Springs, Eddie Lee Ivery ran wild for 356 yards, breaking the NCAA single-game rushing record.



**1980: GEORGIA TECH 3, NOTRE DAME 3**

Bill Curry's first team as head coach of the Jackets stunned the unbeaten No. 1 Irish and nearly beat them before a late, tying field goal.

**1984: GEORGIA TECH 35, GEORGIA 18**

In Athens, this was Bill Curry's turnaround game for the program, one that ended a six-game losing streak to UGA.

**1985 ALL-AMERICAN BOWL**

In the All-American Bowl at Legion Field, Tech prevailed behind its great "Black Watch" defense and emergency starting QB Todd Ramplify.

**1989: GEORGIA TECH 33, GEORGIA 22**

Jerry Mays ran for 207 yards to help complete a remarkable 7-4 Georgia Tech turnaround after an 0-3 start.

**1990: GEORGIA TECH 21, CLEMSON 19**

In one of the many thrilling, physical battles in this rivalry, this stamped Tech as a legitimate national title contender.

**1990: GEORGIA TECH 41, VIRGINIA 38**

In Charlottesville, in likely the most significant victory in Tech annals, the Jackets staged a phenomenal comeback against No. 1 Virginia's potent offense. Shawn Jones and William Bell led the resurgence, and Scott Sisson's field goal with 7 seconds left stunned UVA and set off a wild celebration back on The Flats.

**1991 CITRUS BOWL****Georgia Tech 45, Nebraska 21**

In the Citrus Bowl in Orlando, Tech toyed with the Huskers. Behind Jones and Bell once again, the Jackets completed an 11-0-1 season and won the UPI Coaches National Championship the next day by one point in the final poll.

**1998: GEORGIA TECH 41, VIRGINIA 38**

In another 41-38 thriller, this one in Atlanta, Dez White caught six passes for a school record 243 yards – the last 54 coming on the game-winning catch to upset No. 6 UVA.

**1998: GEORGIA TECH 21, GEORGIA 19**

In Athens, Brad Chambers' 35-yard field goal in the final seconds ended a seven-game losing streak to UGA.

**1999 GATOR BOWL****Georgia Tech 35, Notre Dame 28**

In the Gator Bowl in Jacksonville, Fla., White and Joe Hamilton (who threw three TD passes and caught one himself) were co-MVPs, and gave Tech its first 10-win season since 1990 and a final ranking of No. 9.

**1999: GEORGIA TECH 51, GEORGIA 48 (OT)**

In one of the most thrilling games in Bobby Dodd Stadium annals, Joe Hamilton's last home game was triumphant. Luke Manget's second-chance, OT field goal sent Tech fans into euphoria. Many of them carried Hamilton – who was second in the Heisman Trophy voting that season – on their shoulders and around the stadium.

**2003: GEORGIA TECH 17, AUBURN 3**

In the first game in newly-expanded and renovated Bobby Dodd Stadium, a sellout crowd of 55,000 roared as freshman QB Reggie Ball passed for one touchdown and set up two other scores. The crowd later stormed the field and tore down the goal posts.

**2004 HUMANITARIAN BOWL****Georgia Tech 52, Tulsa 10**

In the Humanitarian Bowl in frigid Boise, Idaho, P.J. Daniels ran for an NCAA bowl-record 307 yards and four touchdowns -- despite playing little in the fourth quarter.

**2004: GEORGIA TECH 28, CLEMSON 24**

In another spine tingler against the Tigers, this one in Death Valley, freshman and eventual ACC Rookie of the Year Calvin Johnson caught two of his three TD receptions in the final 1:50 -- the game-winner from Ball with five seconds left.

**2005: GEORGIA TECH 14, MIAMI 10**

In an upset of the No. 3 Hurricanes, Tashard Choice played for the injured Daniels and was superb. As was the Tech's resolute defense.

**2006: GEORGIA TECH 38, VIRGINIA TECH 27**

A year after losing 51-7 in Blacksburg, Va., Tech returned, got a quick start and two first-quarter TD catches from Johnson to win, get revenge over the Hokies and seize control of the ACC's Coastal Division.

**2007: GEORGIA TECH 33, NOTRE DAME 3**

In South Bend, the Yellow Jackets opened the season by handing the Fighting Irish one of their most embarrassing home losses.

**2008: GEORGIA TECH 31, FLORIDA STATE 28**

The Yellow Jackets' first win over the Seminoles since 1975 was decided when true freshman Rashaad Reid recovered an FSU fumble in the end zone in the final minute.

**2008: GEORGIA TECH 41, MIAMI 23**

In Atlanta, the Yellow Jackets flexed their offensive muscle with a nationally-televised win over the 23rd-ranked Hurricanes in a "Whiteout" at Bobby Dodd Stadium.

**2008: GEORGIA TECH 45, GEORGIA 42**

In Athens, Paul Johnson's first Yellow Jacket team overcame a 26-12 halftime deficit to break a seven-year skid against a Bulldog team that was ranked No. 1 in the preseason. Freshman Roddy Jones ran for 214 yards.

**2009: GEORGIA TECH 28, VIRGINIA TECH 23**

Tech's first win at home against a top-five ranked team since 1962. The fans stormed the field and tore down the goal posts in the north end zone.

**2009: GEORGIA TECH 39, CLEMSON 34**

A Yellow Jacket win in the ACC Championship Game that has been vacated, but did send Tech to the FedEx Orange Bowl.

**2012: GEORGIA TECH 68, NORTH CAROLINA 50**

In the then-highest-scoring game in ACC history, visiting Georgia Tech produced 588 yards of total offense, including 380 rushing yards, and Jamal Golden returned a kickoff 100 yards for a touchdown.

**2014: GEORGIA TECH 30, GEORGIA 24 (OT)**

In one of the most thrilling games in program history, Harrison Butker drilled a career-long 53-yard field goal on the final play of regulation to force overtime. After Zach Laskey's go-ahead touchdown in OT, D.J. White picked off a Hutson Mason pass to seal the win.

**2014 ORANGE BOWL****Georgia Tech 49, Mississippi State 34**

Justin Thomas was named the Orange Bowl MVP, rushing for 121 yards and three touchdowns, as Georgia Tech rushed for a bowl-record 452 yards in a 49-34 win over No. 7 Mississippi State on New Year's Eve.

**2015: GEORGIA TECH 22, FLORIDA STATE 16**

In one of the craziest finishes in Georgia Tech history, Patrick Gamble blocked Roberto Aguayo's 56-yard field goal attempt as time expired and Lance Austin raced 78 yards for the game-winning score to give Georgia Tech a 22-16 upset win over No. 9 Florida State in the "Miracle on Techwood Drive."

**2016: GEORGIA TECH 28, GEORGIA 27**

Trailing 27-14 going into the fourth quarter, the Yellow Jackets cut the deficit to six with a 94-yard touchdown drive midway through the final period. Lance Austin intercepted a pass at midfield with less than four minutes to go and Qua Searcy scored on a six-yard run with 30 seconds remaining (on a play that will go down in Tech lore as "The Leap") to seal the comeback victory.



## GEORGIA TECH HEAD COACHES

Geoff Collins is the 13th full-time head coach and the 20th head coach overall in Georgia Tech football history. Prior to 1904, when John Heisman became the school's first permanent head coach, the team was "coached" by professors, interested townspeople or one of the players. Professor Ernest E. West, a Naval College graduate, directed Tech's first football team in 1892. In 1893 and '94, the squad was coached by volunteers Frank O. Spain, a Mathematics professor, and Lt. Leonard Wood (who later became famous as the colonel in command of Roosevelt's Rough Riders and as Governor General of Cuba), then stationed at Ft. McPherson in Atlanta. The rules were rather lax in those days, so Spain and Wood also played on the team. The next volunteer coach of record was R.B. "Cow" Nalley in 1898, H.T. Collier in 1899-1900, Dr. Cyrus W. Strickler in 1901 and John McKee in 1902-03.

W-L-T	PCT.	OVERALL						CONFERENCE		POSTSEASON		
		HOME	PCT.	AWAY	PCT.	NEUT.	PCT.	W-L-T	PCT.	G	W-L-T	PCT.
<b>Earnest E. West • 1892 (1 season)</b>												
0-3	.000	0-2	.000	0-1	.000	0-0	.000					
<b>F. O. Spain / Lt. L. Wood • 1893-94 (2 seasons)</b>												
2-4-1	.357	1-4-1	.250	1-0	1.000	0-0	.000					
<b>No Coach • 1896-97 (2 seasons)</b>												
1-2-1	.375	0-0-1	.500	1-2	.333	0-0	.000					
<b>R.B. "Cow" Nalley • 1898 (1 season)</b>												
0-3	.000	0-0	.000	0-2	.000	0-1	.000					
<b>H.T. Collier • 1899-1900 (2 seasons)</b>												
0-9	.000	0-6	.000	0-3	.000	0-0	.000					
<b>Dr. Cyrus Strickler • 1901 (1 season)</b>												
4-0-1	.900	3-0	1.000	0-0-1	.500	1-0	1.000					
<b>John McKee • 1902-03 (2 seasons)</b>												
2-11-2	.200	1-9-1	.136	1-2-1	.375	0-0	.000					
<b>John Heisman • 1904-19 (16 seasons)</b>												
102-29-7	.764	88-24-7	.769	14-5	.737	0-0	.000					
<b>William Alexander • 1920-44 (25 seasons)</b>												
134-95-15	.580	114-48-10	.692	16-44-5	.277	4-3	.571	74-54-15	.569			
<b>Bobby Dodd • 1945-66 (22 seasons)</b>												
165-64-8	.713	105-29-5	.773	50-31-3	.613	10-4	.714	82-39-4	.674	13	9-4	.692
<b>Bud Carson • 1967-71 (5 seasons)</b>												
27-27	.500	21-13	.618	5-13	.278	1-1	.500			2	1-1	.500
<b>Bill Fulcher • 1972-73 (2 seasons)</b>												
12-10-1	.543	9-4-1	.679	1-6	.143	2-0	1.000			1	1-0	1.000
<b>Pepper Rodgers • 1974-79 (6 seasons)</b>												
34-31-2	.522	27-13-1	.671	7-17-1	.300	0-1	.000			1	0-1	.000
<b>Bill Curry • 1980-86 (7 seasons)</b>												
31-43-4	.423	19-21-2	.476	11-22-2	.343	1-0	1.000	13-8-1	.614	1	1-0	1.000
<b>Bobby Ross • 1987-91 (5 seasons)</b>												
31-26-1	.543	22-10	.688	7-15-1	.326	2-1	.667	15-18-1	.456	2	2-0	1.000
<b>Bill Lewis • 1992-94 (3 seasons)</b>												
11-19	.367	8-9	.471	3-10	.231	0-0	.000	7-15	.318	0	0-0	.000
<b>George O'Leary* • 1994-2001 (7 seasons)</b>												
52-33	.612	29-13	.690	20-18	.527	3-2	.600	36-24	.600	5	2-2	.500
<b>Mac McWhorter^</b>												
1-0	1.000										1-0	1.000
<b>Chan Gailey • 2002-07 (6 seasons)</b>												
44-32	.571	25-13	.658	17-15	.531	2-4	.333	28-20	.583	6	2-3	.400
<b>Jon Tenuta^</b>												
0-1	.000										0-1	.000
<b>Paul Johnson • 2008-18 (11 seasons)</b>												
82-60	.577	51-21	.708	27-30	.474	4-9	.308	51-37	.580	9	3-6	.333
<b>Geoff Collins • 2019-Pres. (2 season)</b>												
9-25	.265	6-14	.300	3-11	.214	0-0	.000	7-18	.280			

\* O'Leary was named interim head coach on Nov. 7, 1994 with three games remaining in the season and was permanently named head coach on Nov. 28, 1994.

^ McWhorter was interim head coach for the 2001 Seattle Bowl; Tenuta was interim head coach for the 2007 Humanitarian Bowl.

## HALL OF FAME HEAD COACHES



### JOHN HEISMAN 1904-1919

- College Football Hall of Fame (inducted 1954)
- 102-27-7 in 16 seasons at Georgia Tech
- Georgia Tech's first full-time head coach
- The first paid coach in the country with a salary of \$2,250 plus 30 percent of the gate
- Led Georgia Tech to its first national title in 1917 with a 9-0 record
- Coached the most-lopsided game in history in Georgia Tech's 222-0 thrashing of Cumberland in 1916
- Served as director of athletics for the Downtown Athletic Club in New York from 1926-36



### WILLIAM ALEXANDER 1920-1944

- Member of College Football Hall of Fame (inducted 1951)
- Led Tech to 1928 national title, which was capped by a victory in the 1929 Rose Bowl
- Guided Tech to eight conference titles and coached eight all-America players
- 1942 National Coach of the Year (AFCA)
- Spent entire career at Georgia Tech, also serving as an assistant coach (1912-19) and A.D. (1920-50)



### BOBBY DODD 1945-1966

- Member of College Football Hall of Fame as a player (inducted in 1959) and as a coach (inducted in 1993)
- Guided Georgia Tech to a 31-game winning streak from 1951-53, including a 12-0 season and national title in 1952
- Posted a 9-4 record in bowl games, including eight-straight wins
- Enjoyed a 57-year career at Tech as assistant coach (1931-44), head coach, athletics director (1950-76) and alumni association consultant until his death at age 79 on June 21, 1988



## ASSISTANT COACHES

**Del Alexander 2022-pres. Wide Receivers**

John Anselmo	1995-97	Defensive Backs
Warner Alford	1968	Junior Varsity Team
	1969-70	Defense
Brian Baker	1987-94	Outside Linebackers
	1995	Defensive Coordinator / Outside LBs
George Barclay	1967	Defense
Marvin Bass	1960	Defensive Coordinator
Maxie Baughan	1972	Defensive Coordinator
	1973	Assistant Head Coach / Linebackers
John Bell	1954-56	Freshman Coach
	1959	Head Freshman Coach
	1960-65	Offense
Richard Bell	1964-67	Defense
Buddy Bennett	1973	Defensive Backs
Jess Berry	1960-67	B-Team Coach
Dick Bestwick	1967	Offensive Coordinator / Offensive Line
	1968	Defensive Coordinator / Linebackers
	1969-71	Asst. Head Coach / Freshman Coach
	1972-73	Freshman / Junior Varsity Coach
	1974-75	Offensive Line
Ken Blair	1974-75	Defensive Coordinator
	1976	Offensive Ends
	1977-79	Outside Linebackers
	1980-81	Defensive Coordinator
Brian Bohannon	2008-12	Quarterbacks / B-backs
John Bond	2007	Offensive Coordinator
Bob Bossons	1951	Head Freshman Coach
	1952-56	Head B-Team Coach
Dave Braine	1974-75	Assistant Defensive Coach
Chuck Bresnahan	1989-91	Inside Linebackers
Franklin Brooks	1972	Assistant Defensive Coach
	1973-74	Assistant Offensive Coach
	1975	Assistant Defensive Coach
	1976	Assistant Offensive Coach
Frank Broyles	1951-56	Backfield Coach / Head Off. Coach
Samuel Burke	1970	Freshman Coach
Rusty Burns	1992-93	Quarterbacks
	1994	Wide Receivers
Nathan Burton	2019-21	Co-Defensive Coordinator / Safeties
Craig Candeto	2017-18	Quarterbacks / B-Backs
Jim Carlen	1958-60	Freshman Coach
	1961-65	Defense
Chris Carpenter	1969-71	Offense
Bud Carson	1966	Defensive Coordinator
Bud Casey	1972-73	Receivers
	1974	Defensive Coordinator
	1975	Offensive Coordinator
	1976-77	Running Backs
Craig Cason	1994	Tight Ends / Special Teams
Mike Cassidy	1992-93	Defensive Coordinator / Def. Backs
Bob Casullo	1995-97	Running Backs / Special Teams
	1998	Special Teams / Defensive Ends
Russell Charles	1975-76	Assistant Offensive Coach
Tashard Choice	2019-21	Running Backs / Offensive Recruiting Coordinator
Andy Christoff	1986	Defensive Backs
Ron Cobb	1976-77	Defensive Line
Arthur Coleman	1952-60	Defensive Ends / Outside Linebackers
Marco Coleman	2019-21	Defensive Ends / Outside Linebackers

**Geoff Collins 2001 Tight Ends**

Keith Colson	1983	Wide Receivers
	1984-85	Defensive Backs

	1986	Rovers & Bandits
Bryan Cook	2013-16	Quarterbacks / B-Backs
Romeo Crennel	1980	Defensive Line
Danny Crossman	1999-00	Defensive Ends / Special Teams
	2001	Defensive Backs / Special Teams
Gary Crowton	1994	Co-Offensive Coordinator / QBs
Bill Crutchfield	1968-69	Offensive Coordinator
Bob Cummings	1957-58	B-Team Coach
Bill Curry	1976	Offensive Line
Joe D'Alessandris	2002-07	Offensive Line
<b>Mike Daniels 2022-pres. Running Backs</b>		
Arthur Davis	1961-62	Head Freshman Coach
Mike Dean	1980-82	Defensive Backs
Kerry Dixon	2019-12	Wide Receivers
Rex Dockery	1972	Offensive Line
Bobby Dodd	1931-44	Assistant Coach
Dan Dorazio	1982-83	Offensive Line
Randy Edsall	1998	Defensive Coordinator / Def. Backs
Ray Ellis	1945	Line Coach
	1946-49	Assistant Head Coach
Ed Emory	1978-79	Defensive Line
Jon Fabris	1980	Assistant Defensive Coach
Dave Fagg	1974	Offensive Coordinator
	1975	Assistant Defensive Coach
	1976-78	Quarterbacks
Paul Ferraro	1999-2000	Defensive Backs
Dub Fesperman	1966	Defense
	1967	Defensive Coordinator
Jack Fligg	1964-65	Head Freshman Coach
	1984-86	Offensive Line / Tackles/Tight Ends
Bobby Franklin	1967	Freshman Coach
Robbie Franklin	1973-75	Offensive Line
Ralph Friedgen	1987-91	Offensive Coordinator / Quarterbacks
	1997-2000	Offensive Coordinator / Quarterbacks
Bill Fulcher	1963	Freshman Coach
	1966	Defense
	1967	Freshman Coach
	1969	Offense
Marty Galbraith	1992-93	Tackles / Tight Ends
Buddy Geis	2003	Passing Game Coordinator / Receivers
	2004-07	Assistant Head Coach / Receivers
Jerry Glanville	1968	Freshman Coach
	1969-74	Defense
Cary Godette	1992-93	Defensive Line
Billy Goodloe	1959-66	Assistant Coach
Ray Graves	1947-56	Head Line Coach
	1957-59	Assistant Head Coach
Al Groh	2010-12	Defensive Coordinator
Jack Griffin	1954-56	Offensive Ends
	1957-66	Offensive Coordinator
	1967-71	Offensive Assistant / Asst. Head Coach
Johnny Griffith	1964-66	B-Team
Al Guy	1976	Defensive Backs
John Guy	1981-82	Defensive Line
	1983-84	Outside Linebackers
	1985-86	Defensive Ends
H.B. "Bo" Hagan	1951	Assistant Freshman Coach
	1952-53	Head Freshman Coach
Brick Haley	2002-03	Linebackers
Les Hanly	1978-79	Offensive Line
Tim Harkness	1983	Tight Ends/Receivers
Mark Hendrickson	1985-86	Receivers / Junior Varsity Coach
	1987-91	Tight Ends / Special Teams
Jim Higdon	1974	Assistant
Stan Hixon	1995-99	Wide Receivers



Jeff Hollis	1982	Offensive Line
Jeep Hunter	2006-07	Tight Ends
Mark Hunter	1980-81	Offensive Line
Willie Hunter	1977	Offensive Line
Dave Huxtable	1992-95	Inside Linebackers
	1996-97	Defensive Coordinator / ILBs
Richard Inman	1957-58	B-Team Coach
	1959-65	Defense
Brian Jean-Mary	2004-09	Linebackers
Richard Jones	1948	Head Freshman Coach
	1950-51	Assistant Line Coach
Bill Jordan	1950	End Coach
Dwight Keith	1942	Freshman Coach
	1945-50	Backfield
	1951	B-Team Coach
David Kelly	2000-01	Wide Receivers
Charles Kelly	2006	Wide Receivers
	2007	Special Teams
	2008-09	Cornerbacks
	2010-12	Defensive Backs
<b>Brent Key</b>	<b>2019-pres.</b>	<b>Asst. Head Coach / Run Game Coordinator / Offensive Line</b>
<b>Larry Knight</b>	<b>2019-pres.</b>	<b>Defensive Line / Defensive Recruiting Coordinator</b>
James Landrum	1956-67	Recruiting
Rick Lantz	1982-83	Defensive Coordinator
Al Lavan	1977	Receivers
	1978	Running Backs
Lamar Leachman	1968	Offense
	1969-70	Defense
	1971	Defensive Coordinator
Bill Lewis	1971-72	Defensive Backs
Don Lindsey	1984-86	Defensive Coord. / Asst. Head Coach
<b>Chip Long</b>	<b>2022-pres.</b>	<b>Offensive Coordinator / Tight Ends</b>
Jim Luck	1955-73	Assistant B-Team Coach
Sam Lyle	1951-53	Assistant Coach
George Manning	1947	Assistant B-Team Coach
	1948	Line
Doug Marrone	1995	Football Operations
	1996	Tight Ends
	1997-99	Offensive Line
Roy McArthur	1934-41	B-Team Coach
	1947-50	B-Team Coach
Peter McCarty	2001	Defensive Tackles
Andy McCollum	2010-12	Defensive Line / Recruiting Coordinator
	2013-15	Inside Linebackers / Recruiting Coord.
	2016-17	Safeties / Recruiting Coordinator
	2018	Inside Linebackers
Jeff McLean	1980-81	Running Backs
Bill McCullough	1975-79	Strength Coach
John McKenna	1966	Freshman Coach
Mac McWhorter	1980	Wide Receivers
	1981-84	Offensive Line
	1985-86	Assistant Head Coach / Operations
	2000	Offensive Line
	2001	Offensive Line / Assistant Head Coach
	2001	Interim Head Coach
Bob Miller	1941	Assistant B-Team Coach
	1942-45	Line
	1946-55	Assistant B-Team Coach
John Misciagna	1989	Tight Ends
Curtis Modkins	2002	Defensive Backs
	2003-07	Running Backs
Jeff Monken	2008-09	A-Backs / Special Teams
Tom Moore	1970-71	Offense

Larry New	1983-86	Defensive Line
	1995-97	Defensive Line / Assistant Head Coach
Patrick Nix	2002	Running Backs / Recruiting Coordinator
	2003	Running Game Coordinator / QBs
	2004-06	Offensive Coordinator / Quarterbacks
Greg Nord	1992-94	Running Backs
Bill O'Brien	1998	Running Backs
	1999-2000	Running Backs / Recruiting Coordinator
	2001-02	Offensive Coordinator
George O'Leary	1987-91, '94	Defensive Coordinator / Defensive Line
Steve Ortmayer	1974	Offense
Lamar Owens	2010-15	A-Backs
	2016-18	A-Backs / Special Teams Coordinator
Bill Pace	1973	Offensive Coordinator
Dwain Painter	1982-86	Offensive Coordinator
Dave Patenaude	2019-21	Offensive Coordinator / Quarterbacks
Mike Pelton	2013-17	Defensive Line
Joe Pittard	1943-70	Assistant B-Team / Freshman Coach
Joe Popp	N/A	
Al "Buzz" Preston	2008-18	Wide Receivers
Jeff Popovich	2019-21	Cornerbacks / Defensive Special Teams Coordinator
Chuck Priefer	1987-91	Defensive Backs
Tommy Raye	2002	Special Teams
Floyd Reese	1974	Defense
Jerome Riase	2018	Defensive Line
Charlie Rizzo	1987-88	Inside Linebackers
Jimmy Robinson	1987-89	Wide Receivers
Tommie Robinson	2002	Wide Receivers
	2003-05	Tight Ends
Ted Roof	1998	Linebackers
	1999-2001	Defensive Coordinator / Linebackers
	2013-15	Def. Coordinator / Outside Linebackers
	2016-17	Defensive Coordinator / Linebackers
Brad Roper	1980-81	Tight Ends
Ray Rychleski	2014-15	Special Teams Coord. / Co-Off. Line
Bob Sanders	1978	Defensive Line
Rip Scherer	1980	Quarterbacks
	1981	Offensive Coordinator
	1982-83	Running Backs
	1984	Assistant Head Coach – Operations
	1986	Assistant Head Coach – Offense
<b>Jason Semore</b>	<b>2022-pres.</b>	<b>Linebackers</b>
Mike Sewak	2008-11	Co-Offensive Line
	2012-18	Offensive Line
Steve Shankweiler	1992-94	Offensive Coordinator / OL
Steve Sloan	1972	Offensive Coordinator
Danny Smith	1987-91	Running Backs
	1992-93	Assistant Head Coach / Wide Receivers
	1994	Assistant Head Coach / Defensive
Backs		
Giff Smith	2004-05	Defensive Line
	2006-09	Defensive Line / Recruiting Coordinator
Rick Smith	1977	JV Coach / Assistant Defensive Coach
	1982-85	Defensive Backs
Joe Speed	2010-12	Inside Linebackers
	2013-15	Defensive Backs
	2016-18	Cornerbacks
Glenn Spencer	2001	Running Backs
	2002-03	Defensive Line
Todd Spencer	2008-11	Co-Offensive Line
Steve Spurrier	1979	Quarterbacks





## ASSISTANT COACHES

Dave Sollazzo	1999-2000	Defensive Line
Terry Strock	1990-91	Wide Receivers
Eric Taggart	1976	JV Coach
Charlie Tate	1957-58	Freshman Coach
	1959-60	Offense
	1961-63	Defensive Coordinator
Jon Tenuta	2002	Defensive Coordinator
	2003-05	Defensive Coordinator / Def. Backs
	2006-07	Associate Head Coach / Defensive Coordinator / Def. Backs
Bob Thalman	1967-68	Defense
<b>Andrew Thacker</b>	<b>2019-pres.</b>	<b>Defensive Coordinator / Linebackers</b>
Lance Thompson	1995	Tight Ends / Recruiting Coordinator
	1996-97	Defensive Ends / Recruiting Coordinator
	1998	Defensive Line / Recruiting Coordinator
	2001	Defensive Ends / Recruiting Coordinator
<b>Travares Tillman</b>	<b>2022-pres.</b>	<b>Defensive Backs / Defensive Pass Game Coordinator</b>
Larry Travis	1977	Offensive Line
	1978-80	Offensive Coordinator / Offensive Line
Terry Tuley	1978-79	Receivers
	1980	Running Backs
	1981	Receivers
<b>David Turner</b>	<b>2022-pres.</b>	<b>Asst. Head Coach (Defense) / Defensive Run Game Coordinator</b>
A.G. "Whitey" Urban	1951-59	Offensive Line
Norm Van Brocklin	1979	Running Backs
Dave Walkosky	2012-13	Special Teams Coordinator
Pat Watson	1987-91	Offensive Line
	1995-96	Offensive Coordinator / Offensive Line
<b>Chris Weinke</b>	<b>2022-pres.</b>	<b>Quarterbacks</b>
Ron West	2016-18	Co-Offensive Line
Jack Westbrook	1977	Defensive Backs
	1978-79	Defensive Coordinator / Def. Backs
Chris Wiesehan	2019-21	Tight Ends / Offensive Special Teams Coordinator
Eric Wilcox	1970	Freshman Coach
Bob Williams	1972-73	Defensive Line
Jack Williams	1972-73	Running Backs
Billy Williamson	1968-71	Defense
Barry Wilson	1977-82	Inside Linebackers
David Wilson	2002	Football Operations
	2003-05	Special Teams / Recruiting Coordinator
Eddie Wilson	1995-96	Quarterbacks
	1997-2000	Tight Ends
Chip Wisdom	1985-86	Running Backs
Carl Wise	1957-58	Offensive Backfield
Dave Wommack	2008-09	Defensive Coordinator
Shiel Wood	2018	Safeties Coach
Lewis Woodruff	1947-50	Freshman Coach
	1951-60	Defensive Backfield
	1961-67	Offensive Backfield
Nate Woody	2018	Defensive Coordinator



YEAR	COACH	CONFERENCE	OVERALL RECORD				CONFERENCE RECORD			
			W-L	H	A	N	W-L	FINISH	H	A
1892	Earnest E. West	No Affiliation	0-3	0-2	0-1	0-0				
1893	F.O. Spain / Lt. L. Wood	No Affiliation	2-1-1	1-1-1	1-0	0-0				
1894	F.O. Spain / Lt. L. Wood	No Affiliation	0-3	0-3	0-0	0-0				
1895	No Team									
1896	No Coach	No Affiliation	1-1-0	0-0-1	1-1	0-0				
1897	No Coach	No Affiliation	0-1	0-0	0-1	0-0				
1898	R.B. "Cow" Nalley	No Affiliation	0-3	0-0	0-2	0-1				
1899	H.T. Collier	No Affiliation	0-5	0-2	0-3	0-0				
1900	H.T. Collier	No Affiliation	0-4	0-4	0-0	0-0				
1901	Dr. Cyrus Strickler	No Affiliation	4-0-1	3-0	0-0-1	1-0				
1902	John McKee	No Affiliation	0-6-2	0-5-1	0-1-1	0-0				
1903	John McKee	No Affiliation	2-5	1-4	1-1	0-0				
1904	John Heisman	No Affiliation	8-1-1	8-0-1	0-1	0-0				
1905	John Heisman	No Affiliation	6-0-1	6-0-1	0-0	0-0				
1906	John Heisman	No Affiliation	5-3-1	5-3-1	0-0	0-0				
1907	John Heisman	No Affiliation	4-4	4-3	0-1	0-0				
1908	John Heisman	No Affiliation	6-3	5-3	1-0	0-0				
1909	John Heisman	No Affiliation	7-2	5-2	2-0	0-0				
1910	John Heisman	No Affiliation	5-3	4-3	1-0	0-0				
1911	John Heisman	No Affiliation	6-2-1	5-2-1	1-0	0-0				
1912	John Heisman	No Affiliation	5-3-1	2-3-1	3-0	0-0				
1913	John Heisman	No Affiliation	7-2	4-2	3-0	0-0				
1914	John Heisman	No Affiliation	6-2	6-1	0-1	0-0				
1915	John Heisman	No Affiliation	7-0-1	6-0-1	1-0	0-0				
1916	John Heisman	SIAA	8-0-1	7-0-1	1-0	0-0				
1917	John Heisman	SIAA	9-0	8-0	1-0	0-0				
1918	John Heisman	SIAA	6-1	6-0	0-1	0-0				
1919	John Heisman	SIAA	7-3	7-2	0-1	0-0				
1920	William Alexander	SIAA	8-1	7-0	1-1	0-0				
1921	William Alexander	SIAA	8-1	8-0	0-0	0-1				
1922	William Alexander	Southern	7-2	7-1	0-1	0-0	4-0			
1923	William Alexander	Southern	3-2-4	3-0-4	0-2	0-0	1-0-4			
1924	William Alexander	Southern	5-3-1	5-2-1	0-1	0-0	3-2-1			
1925	William Alexander	Southern	6-2-1	4-2-1	1-0	1-0	4-1-1			
1926	William Alexander	Southern	4-5	4-4	0-1	0-0	4-3			
1927	William Alexander	Southern	8-1-1	8-0	0-1-1	0-0	7-0-1			
1928	William Alexander	Southern	10-0	7-0	2-0	1-0	7-0	1st		
1929	William Alexander	Southern	3-6	3-3	0-3	0-0	3-5			
1930	William Alexander	Southern	2-6-1	2-4	0-2-1	0-0	2-4-1			
1931	William Alexander	Southern	2-7-1	2-4	0-3-1	0-0	2-4-1			
1932	William Alexander	Southern	4-5-1	2-3-1	2-2	0-0	4-4-1			
1933	William Alexander	SEC	5-5	4-4	1-1	0-0	2-5	11th		
1934	William Alexander	SEC	1-9	1-4	0-5	0-0	0-6	11th		
1935	William Alexander	SEC	5-5	5-2	0-3	0-0	3-4	8th		
1936	William Alexander	SEC	5-5-1	5-3	0-2-1	0-0	3-3-1	t6th		
1937	William Alexander	SEC	6-3-1	4-2-1	2-1	0-0	3-2-1	6th		
1938	William Alexander	SEC	3-4-3	3-1-2	0-3-1	0-0	2-1-3	5th		
1939	William Alexander	SEC	8-2	5-1	2-1	1-0	6-0	t1st		
1940	William Alexander	SEC	3-7	3-3	0-4	0-0	1-5	12th		
1941	William Alexander	SEC	3-6	3-3	0-3	0-0	2-4	9th		
1942	William Alexander	SEC	9-2	6-0	3-1	0-1	4-1	t2nd		
1943	William Alexander	SEC	8-3	6-1	1-2	1-0	3-0	1st		
1944	William Alexander	SEC	8-3	7-1	1-1	0-1	4-0	1st		
1945	Bobby Dodd	SEC	4-6	2-5	2-1	0-0	2-2	t5th		
1946	Bobby Dodd	SEC	9-2	6-0	2-2	1-0	4-2	4th		
1947	Bobby Dodd	SEC	10-1	7-0	2-1	1-0	4-1	2nd		
1948	Bobby Dodd	SEC	7-3	5-2	2-1	0-0	4-3	5th		
1949	Bobby Dodd	SEC	7-3	6-1	1-2	0-0	5-2	4th		
1950	Bobby Dodd	SEC	5-6	3-4	2-2	0-0	4-2	5th		



<b>BOWL / CONFERENCE TITLE / NATIONAL TITLE</b>	
<b>YEAR</b>	
1892	
1893	
1894	
1895	
1896	
1897	
1898	
1899	
1900	
1901	
1902	
1903	
1904	
1905	
1906	
1907	
1908	
1909	
1910	
1911	
1912	
1913	
1914	
1915	
1916	SIAA Champion
1917	SIAA Champion   National Champion
1918	SIAA Co-Champion
1919	
1920	SIAA Co-Champion
1921	SIAA Co-Champion
1922	Southern Co-Champion
1923	
1924	
1925	
1926	
1927	Southern Co-Champion
1928	Southern Champion   Rose Bowl   National Co-Champion
1929	
1930	
1931	
1932	
1933	
1934	
1935	
1936	
1937	
1938	
1939	SEC Co-Champion   Orange Bowl
1940	
1941	
1942	Cotton Bowl
1943	SEC Champion   Sugar Bowl
1944	SEC Champion   Orange Bowl
1945	
1946	Oil Bowl
1947	Orange Bowl
1948	
1949	
1950	



YEAR	COACH	CONFERENCE	OVERALL RECORD				CONFERENCE RECORD			
			W-L	H	A	N	W-L	FINISH	H	A
1951	Bobby Dodd	SEC	11-0-1	6-0-1	4-0	1-0	7-0	1st		
1952	Bobby Dodd	SEC	12-0	8-0	3-0	1-0	6-0	1st		
1953	Bobby Dodd	SEC	9-2-1	6-0	2-2-1	1-0	4-1-1	2nd		
1954	Bobby Dodd	SEC	8-3	5-2	2-1	1-0	6-2	2nd		
1955	Bobby Dodd	SEC	9-1-1	5-1	3-0-1	1-0	4-1-1	3rd		
1956	Bobby Dodd	SEC	10-1	4-1	5-0	1-0	7-1	2nd		
1957	Bobby Dodd	SEC	4-4-2	2-2-2	2-2	0-0	3-4-1	8th		
1958	Bobby Dodd	SEC	5-4-1	4-1-1	1-3	0-0	2-3-1	t8th		
1959	Bobby Dodd	SEC	6-5	2-3	4-1	0-1	3-3	7th		
1960	Bobby Dodd	SEC	5-5	4-1	1-4	0-0	4-4	7th		
1961	Bobby Dodd	SEC	7-4	5-0	2-3	0-1	4-3	t4th		
1962	Bobby Dodd	SEC	7-3-1	4-1-1	3-1	0-1	5-2	4th		
1963	Bobby Dodd	SEC	7-3	5-1	2-2	0-0	4-3	6th		
1964	Bobby Dodd	Independent	7-3	4-2	2-1	1-0				
1965	Bobby Dodd	Independent	7-3-1	5-2	1-1-1	1-0				
1966	Bobby Dodd	Independent	9-2	7-0	2-1	0-1				
1967	Bud Carson	Independent	4-6	3-3	1-3	0-0				
1968	Bud Carson	Independent	4-6	3-3	1-3	0-0				
1969	Bud Carson	Independent	4-6	4-3	0-3	0-0				
1970	Bud Carson	Independent	9-3	6-1	2-2	1-0				
1971	Bud Carson	Independent	6-6	5-3	1-2	0-1				
1972	Bill Fulcher	Independent	7-4-1	5-1-1	1-3	1-0				
1973	Bill Fulcher	Independent	5-6	4-3	0-3	1-0				
1974	Pepper Rodgers	Independent	6-5	5-2	1-3	0-0				
1975	Pepper Rodgers	Independent	7-4	6-2	1-2	0-0				
1976	Pepper Rodgers	Independent	4-6-1	3-3-1	1-3	0-0				
1977	Pepper Rodgers	Independent	6-5	4-2	2-3	0-0				
1978	Pepper Rodgers	Independent	7-5	5-2	2-2	0-1				
1979	Pepper Rodgers	ACC#	4-6-1	4-2	0-4-1	0-0				
1980	Bill Curry	ACC#	1-9-1	1-4-1	0-5	0-0				
1981	Bill Curry	ACC#	1-10	0-6	1-4	0-0				
1982	Bill Curry	ACC#	6-5	3-2	3-3	0-0				
1983	Bill Curry	ACC#	3-8	2-4	1-4	0-0	3-2	3rd	2-1	1-1
1984	Bill Curry	ACC	6-4-1	4-2	2-2-1	0-0	2-2-1	5th	1-1	1-1-1
1985	Bill Curry	ACC	9-2-1	5-2	3-0-1	1-0	5-1	2nd	2-1	3-0
1986	Bill Curry	ACC	5-5-1	4-1-1	1-4	0-0	3-3	4th	2-1	1-2
1987	Bobby Ross	ACC	2-9	2-5	0-4	0-0	0-6	8th	0-3	0-3
1988	Bobby Ross	ACC	3-8	3-3	0-5	0-0	0-7	8th	0-3	0-4
1989	Bobby Ross	ACC	7-4	6-1	1-3	0-0	4-3	t4th	3-1	1-2
1990	Bobby Ross	ACC	11-0-1	6-0	4-0-1	1-0	6-0-1	1st	3-0	3-0-1
1991	Bobby Ross	ACC	8-5	5-1	2-3	1-1	5-2	t2nd	4-0	1-2
1992	Bill Lewis	ACC	5-6	4-2	1-4	0-0	4-4	t4th	3-2	1-2
1993	Bill Lewis	ACC	5-6	3-3	2-3	0-0	3-5	6th	1-2	2-3
1994 <sup>1</sup>	Bill Lewis	ACC	1-10	1-5	0-5	0-0	0-8	9th	0-4	0-4
1995	George O'Leary	ACC	6-5	4-2	2-3	0-0	5-3	4th	3-1	2-2
1996	George O'Leary	ACC	5-6	4-2	1-4	0-0	4-4	5th	3-1	1-3
1997	George O'Leary	ACC	7-5	3-2	3-3	1-0	5-3	t3rd	3-1	2-2
1998	George O'Leary	ACC	10-2	4-2	5-0	1-0	7-1	t1st	3-1	4-0
1999	George O'Leary	ACC	8-4	6-0	2-3	0-1	5-3	t2nd	4-0	1-3
2000	George O'Leary	ACC	9-3	5-1	4-1	0-1	6-2	t2nd	3-1	3-1
2001 <sup>2</sup>	George O'Leary	ACC	8-5	3-3	3-2	2-0	4-4	t4th	2-2	2-2
2002	Chan Gailey	ACC	7-6	4-2	3-3	0-1	4-4	5th	2-2	2-2
2003	Chan Gailey	ACC	7-6	4-2	2-4	1-0	4-4	4th	3-1	1-3
2004	Chan Gailey	ACC	7-5	3-3	3-2	1-0	4-4	t6th	1-3	3-1
2005	Chan Gailey	ACC	7-5	4-2	3-2	0-1	5-3	3rd, Coastal	3-1	2-2
2006	Chan Gailey	ACC	9-5	6-1	3-2	0-2	7-1	1st, Coastal	4-0	3-1
2007	Chan Gailey	ACC	7-6	4-3	3-2	0-1	4-4	3rd, Coastal	2-2	2-2
2008	Paul Johnson	ACC	9-4	6-1	3-2	0-2	5-3	t1st, Coastal	3-1	2-2
2009	Paul Johnson	ACC	10-3%	5-1	5-1	0-1	7-1	t1st, Coastal	4-0	3-1



<b>BOWL / CONFERENCE TITLE / NATIONAL TITLE</b>	
<b>YEAR</b>	
1951	SEC Champion   Orange Bowl
1952	SEC Champion   Sugar Bowl   National Co-Champion
1953	Sugar Bowl
1954	Cotton Bowl
1955	Sugar Bowl
1956	Gator Bowl
1957	
1958	
1959	Gator Bowl
1960	
1961	Gator Bowl
1962	Bluebonnet Bowl
1963	
1964	
1965	Gator Bowl
1966	Orange Bowl
1967	
1968	
1969	
1970	Sun Bowl
1971	Peach Bowl
1972	Liberty Bowl
1973	
1974	
1975	
1976	
1977	
1978	Peach Bowl
1979	
1980	
1981	
1982	
1983	
1984	
1985	All-American Bowl
1986	
1987	
1988	
1989	
1990	ACC Champion   Citrus Bowl   National Champion
1991	Aloha Bowl
1992	
1993	
1994	
1995	
1996	
1997	Carquest Bowl
1998	ACC Co-Champion   Gator Bowl
1999	Gator Bowl
2000	Peach Bowl
2001	Seattle Bowl
2002	Silicon Valley Classic
2003	Humanitarian Bowl
2004	Champs Sports Bowl
2005	Emerald Bowl
2006	ACC Coastal Division Champion   Gator Bowl
2007 <sup>3</sup>	Humanitarian Bowl
2008	Humanitarian Bowl
2009	ACC Coastal Division Champion   Orange Bowl





YEAR	COACH	CONFERENCE	OVERALL RECORD				CONFERENCE RECORD			
			W-L	H	A	N	W-L	FINISH	H	A
2010	Paul Johnson	ACC	6-7	4-2	2-4	0-1	4-4	13rd, Coastal	2-2	2-2
2011	Paul Johnson	ACC	8-5	5-2	3-2	0-1	5-3	12nd, Coastal	3-1	2-2
2012	Paul Johnson	ACC	7-7	4-3	2-3	1-1	5-3	11st, Coastal	3-1	2-2
2013	Paul Johnson	ACC	7-6	5-2	2-3	0-1	5-3	12nd, Coastal	3-1	2-2
2014	Paul Johnson	ACC	11-3	5-1	5-1	1-1	6-2	1st, Coastal	3-1	3-1
2015	Paul Johnson	ACC	3-9	3-4	0-5	0-0	1-7	7th, Coastal	1-3	0-4
2016	Paul Johnson	ACC	9-4	5-2	2-2	2-0	4-4	5th, Coastal	2-2	2-2
2017	Paul Johnson	ACC	5-6	5-1	0-4	0-1	4-4	3rd, Coastal	4-0	0-4
2018	Paul Johnson	ACC	7-6	4-2	3-3	0-1	5-3	2nd, Coastal	2-2	3-1
2019	Geoff Collins	ACC	3-9	2-5	1-4	0-0	2-6	7th, Coastal	1-3	1-3
2020	Geoff Collins	ACC	3-7	2-4	1-3	0-0	3-6	11th @	2-3	1-3
2021	Geoff Collins	ACC	3-9	2-5	1-4	0-0	2-6	6th, Coastal	1-3	1-3

**NOTES**

# - Georgia Tech joined the ACC in 1979 and became eligible for ACC championship in 1983

% - Georgia Tech vacated win in 2009 ACC Championship Game due to NCAA sanctions

1 - George O'Leary served as interim head coach for final three games

2 - Mac McWhorter served as interim head coach for the Seattle Bowl

3 - Jon Tenuta served as interim head coach for the Humanitarian Bowl

@ - No divisions in 2020 due to Covid-19 pandemic

YEARS	OVERALL RECORD								
	G	W-L-T	PCT	H	PCT	A	PCT	N	PCT
1892-1899	22	3-17-2	.182	1-8-2	.182	2-8	.200	0-1	.000
1900-1909	76	42-28-6	.592	37-24-4	.600	4-4-2	.500	1-0	1.000
1910-1919	86	66-16-4	.761	55-13-4	.792	11-3	.786	0-0	.000
1920-1929	92	62-23-7	.712	56-12-6	.797	4-10-1	.300	2-1	.667
1930-1939	100	41-51-8	.450	33-28-4	.538	7-23-4	.265	1-0	1.000
1940-1949	104	68-36	.654	51-16	.761	14-18	.438	3-2	.600
1950-1959	111	79-26-6	.739	45-14-4	.746	28-11-2	.707	6-6	.857
1960-1969	104	61-41-2	.596	44-16-1	.729	15-22-1	.408	2-3	.400
1970-1979	114	61-50-3	.548	47-21-2	.686	11-27-1	.295	3-2	.600
1980-1989	111	43-64-4	.405	30-30-2	.500	12-34-2	.271	1-0	1.000
1990-1999	116	66-49-1	.573	40-19	.678	22-28-1	.441	4-2	.667
2000-2009	128	80-48	.625	44-19	.698	32-21	.604	4-8	.333
2010-2019	128	66-62	.516	42-24	.636	20-31	.392	4-7	.364
2020-Present	22	6-16	.272	4-9	.308	2-7	.222	0-0	.000



BOWL / CONFERENCE TITLE / NATIONAL TITLE	
YEAR	
2010	Independence Bowl
2011	Sun Bowl
2012	ACC Coastal Division Champion   Sun Bowl
2013	Music City Bowl
2014	ACC Coastal Division Champion   Orange Bowl
2015	
2016	TaxSlayer Bowl Champion
2017	
2018	Quick Lane Bowl
2019	
2020	
2021	

YEARS	CONFERENCE RECORD						BOWL RECORD			
	G	W-L	PCT	H	PCT	A	PCT	G	W-L	PCT
1892-1899										
1900-1909										
1910-1919										
1920-1929	51	33-11-7	.716					1	1-0	1.000
1930-1939	68	27-33-8	.456					1	1-0	1.000
1940-1949	53	33-20	.623					5	3-2	.600
1950-1959	67	46-17-4	.716					7	6-1	.857
1960-1969	29	17-12	.586					4	1-3	.250
1970-1979								4	2-2	.500
1980-1989	42	17-24-1	.417	10-11-0	.476	7-13-1	.357	1	1-0	1.000
1990-1999	78	44-33-1	.571	27-12-0	.692	17-21-1	.449	5	4-1	.800
2000-2009	80	50-30	.625	27-13	.675	23-17	.575	10	3-7	.300
2010-2019	80	41-39	.513	24-16	.600	17-23	.425	7	3-4	.429
2020-Present	17	5-12	.294	3-6	.333	3-6	.333			

**1892** (H: 0-2, A: 0-1) **0-3** **1900** (H: 0-4) **0-4****Coach:** Earnest E. West

DATE	OPPONENT	W/L	SCORE	REC
N 5	Mercer (Central Park)	L	6-12	0-1
N 19	Vanderbilt (Piedmont Park)	L	10-20	0-2
N 25	Auburn (Brisbane Park) (FRI)	L	0-26	0-3

**Coach:** H.T. Collier**Captain:** W.J. Holman

DATE	OPPONENT	W/L	SCORE	REC
O 13	Georgia	L	0-12	0-1
O 20	Nashville	L	0-23	0-2
O 29	Sewanee (MON)	L	0-34	0-3
D 7	Davidson (FRI)	L	6-38	0-4

Home games played at Piedmont Park

**1893** (H: 1-1-1, A: 1-0) **2-1-1****Coaches:** Frank O. Spain & Lt. Leonard Wood**Captain:** W.W. Hunter

DATE	OPPONENT	W/L	SCORE	REC
N 4	at Georgia	W	28-6	1-0-0
N 11	Mercer	W	10-6	2-0-0
N 30	St. Albans <sup>1</sup> (T)	L	0-6	2-1-0
D 7	Auburn (THU)	T	0-0	2-1-1

1 – Played at Piedmont Park

**1901** (H: 3-0, A: 0-0-1, N: 1-0) **4-0-1****Coach:** Dr. Cyrus W. Strickler**Captain:** A.B. Hollison

DATE	OPPONENT	W/L	SCORE	REC
O 12	Gordon	W	29-0	1-0-0
O 15	Furman (TUE)	W	17-0	2-0-0
O 18	vs. Wofford <sup>1</sup> (FRI)	W	33-0	3-0-0
O 26	at Furman	T	5-5	3-0-1
N 9	South Carolina	W	13-0	4-0-1

1 – Played in Augusta, Ga.  
Home games played at Piedmont Park

**1894** (H: 0-3) **0-3****Coaches:** Frank O. Spain & Lt. Leonard Wood**Captain:** Thomas Ratoul

DATE	OPPONENT	W/L	SCORE	REC
O 27	Savannah A.A.	L	0-8	0-1
N 17	Auburn <sup>1</sup>	L	0-94	0-2
N 29	Ft. McPherson <sup>1</sup> (T)	L	0-34	0-3

1 – Played at Athletic Park

**1902** (H: 0-5-1, A: 0-1-1) **0-6-2****Coach:** John McKee**Captain:** Bully Young

DATE	OPPONENT	W/L	SCORE	REC
O 11	Auburn	L	6-18	0-1-0
O 18	Clemson	L	5-44	0-2-0
O 25	Georgia	T	0-0	0-2-1
N 1	at Furman	T	0-0	0-2-2
N 8	St. Albans	L	0-17	0-3-2
N 13	Davidson (THU)	L	6-7	0-4-2
N 22	Tennessee	L	6-10	0-5-2
N 27	at Alabama <sup>1</sup> (T)	L	0-26	0-6-2

1 – Played at Birmingham, Ala.  
Home games played at Brisbane Park

**1895****NO TEAM****1896** (H: 0-0-1, A: 1-1) **1-1-1****No Captain or Coach**

DATE	OPPONENT	W/L	SCORE	REC
O 31	at Mercer (Central Park)	W	6-4	1-0-0
N 7	at Auburn	L	0-45	1-1-0
N 21	Mercer (Brisbane Park)	T	12-12	1-1-1

**1897** (H: 0-0, A: 0-1) **0-1****No Captain or Coach**

DATE	OPPONENT	W/L	SCORE	REC
O 23	at Georgia	L	0-28	0-1

**1898** (H: 0-0, A: 0-2, N: 0-1) **0-3****Coach:** R.B. "Cow" Nalley**No Captain**

DATE	OPPONENT	W/L	SCORE	REC
N 5	at Auburn	L	6-29	0-1
N 24	vs. Clemson <sup>1</sup> (T)	L	0-23	0-2
D 22	at Georgia (THU)	L	0-15	0-3

1 – Played in Augusta, Ga.

**1903** (H: 1-4, A: 1-1) **2-5****Coach:** John McKee**Captain:** Jesse Thrash

DATE	OPPONENT	W/L	SCORE	REC
O 17	Clemson	L	0-73	0-1
O 24	Georgia	L	0-38	0-2
O 31	at Samford	W	37-0	1-2
N 7	Florida State	W	17-0	2-2
N 14	Auburn	L	5-10	2-3
N 21	at Tennessee	L	0-11	2-4
N 26	South Carolina (T)	L	0-16	2-5

Home games played at Piedmont Park

**1899** (H: 0-2, A: 0-3) **0-5****Coach:** H.T. Collier**Captain:** Pete Wooley

DATE	OPPONENT	W/L	SCORE	REC
O 14	at Auburn	L	0-63	0-1
O 23	Sewanee (MON)	L	0-30	0-2
O 28	at Georgia	L	0-20	0-3
N 11	Nashville	L	0-15	0-4
N 30	at Clemson <sup>1</sup> (T)	L	5-41	0-5

1 – Played in Greenville, S.C.

**JOHN HEISMAN****Head Coach (1904-19)****16 seasons****Record:** 102-29-7 (.764)**1904** (H: 8-0-1, A: 0-1) **8-1-1****Captain:** Barlen Moore

DATE	OPPONENT	W/L	SCORE	REC
O 1	Ft. McPherson	W	11-5	1-0-0
O 8	Florida State	W	35-0	2-0-0
O 15	Mooney School (Tenn.)	W	51-0	3-0-0
O 17	Florida (MON)	W	77-0	4-0-0
O 22	Tennessee	W	2-0	5-0-0
O 29	at Auburn	L	0-12	5-1-0
N 5	Clemson	T	11-11	5-1-1
N 12	Georgia	W	23-6	6-1-1
N 16	Tennessee Meds (WED)	W	59-0	7-1-1
N 24	Cumberland (T)	W	18-0	8-1-1

Home games played at Piedmont Park

**1905** (H: 6-0-1) **6-0-1****Captain:** Louie Clark

DATE	OPPONENT	W/L	SCORE	REC
O 7	Dahlonoga	W	54-0	1-0-0
O 21	Alabama	W	12-5	2-0-0
O 28	Cumberland	W	18-0	3-0-0
N 4	Tennessee	W	45-0	4-0-0
N 11	Sewanee	T	18-18	4-0-1
N 18	Georgia	W	46-0	5-0-1
N 30	Clemson (T)	W	17-12	6-0-1

Home games played on campus at The Flats, future site of Grant Field

**1906** (H: 5-3-1) **5-3-1****Captain:** E.C. Davies

DATE	OPPONENT	W/L	SCORE	REC
S 29	Maryville	T	6-6	0-0-1
O 6	Dahlonoga	W	11-0	1-0-1
O 13	Grant University (Tenn.)	W	18-0	2-0-1
O 20	Sewanee	L	0-16	2-1-1
O 27	Davidson	W	4-0	3-1-1
N 3	Auburn	W	11-0	4-1-1
N 10	Georgia	W	17-0	5-1-1
N 17	Vanderbilt	L	6-37	5-2-1
N 29	Clemson (T)	L	0-10	5-3-1

Home games played at The Flats

**1907** (H: 4-3, A: 0-1) **4-4****Captain:** C.A. Sweet

DATE	OPPONENT	W/L	SCORE	REC
O 5	Gordon <sup>1</sup>	W	51-0	1-0
O 12	Dahlonoga <sup>1</sup>	W	70-0	2-0
O 19	Tennessee <sup>2</sup>	W	6-4	3-0
O 26	Auburn <sup>2</sup>	L	6-12	3-1
N 2	Georgia <sup>2</sup>	W	10-6	4-1
N 9	Sewanee <sup>2</sup>	L	0-18	4-2
N 16	at Vanderbilt	L	0-54	4-3
N 28	Clemson <sup>2</sup> (T)	L	5-6	4-4

<sup>1</sup> - Played at The Flats<sup>2</sup> - Played at Ponce de Leon Park

■ From 1908-11, home games played at Ponce de Leon Park.

**1908** (H: 5-3, A: 1-0) **6-3****Captain:** L.W. Robert

DATE	OPPONENT	W/L	SCORE	REC
O 3	Gordon	W	32-0	1-0
O 10	Mooney School (Tenn.)	W	30-0	2-0
O 17	Mississippi State	W	23-0	3-0
O 24	Alabama	W	11-6	4-0
O 31	Tennessee	L	5-6	4-1
N 7	Auburn	L	0-44	4-2
N 14	Sewanee	L	0-6	4-3
N 19	at Mercer	W	16-6	5-3
N 26	at Clemson (T)	W	30-6	6-3

**1909** (H: 5-2, A: 2-0) **7-2****Captain:** John Davis

DATE	OPPONENT	W/L	SCORE	REC
O 2	Gordon	W	18-6	1-0
O 9	Mooney School (Tenn.)	W	35-6	2-0
O 16	South Carolina	W	59-0	3-0
O 23	Sewanee	L	0-15	3-1
O 30	at Tennessee	W	29-0	4-1
N 6	Auburn	L	0-8	4-2
N 13	at Mercer	W	35-0	5-2
N 20	Georgia	W	12-6	6-2
N 25	Clemson (T)	W	29-3	7-2

**1910** (H: 4-3, A: 1-0) **5-3****Captain:** Dean Hill

DATE	OPPONENT	W/L	SCORE	REC
O 1	Gordon	W	57-0	1-0
O 8	Chattanooga	W	18-0	2-0
O 15	Mercer	W	46-0	3-0
O 22	at Alabama	W	36-0	4-0
N 5	Auburn	L	0-16	4-1
N 12	Vanderbilt	L	0-23	4-2
N 19	Georgia	L	6-11	4-3
N 24	Clemson (T)	W	34-0	5-3

**1911** (H: 5-2-1, A: 1-0) **6-2-1****Captain:** H.W. Patterson

DATE	OPPONENT	W/L	SCORE	REC
S 30	11th Cavalry	W	22-5	1-0-0
O 7	at Samford	W	28-0	2-0-0
O 14	Tennessee	W	24-0	3-0-0
O 21	Mercer	W	17-0	4-0-0
O 29	Alabama	T	0-0	4-0-1
N 4	Auburn	L	6-11	4-1-1
N 11	Sewanee	W	23-0	5-1-1
N 18	Georgia	L	0-5	5-2-1
N 30	Clemson (T)	W	31-0	6-2-1

Home games played at The Flats

**1912** (H: 2-3-1, A: 3-0) **5-3-1**
**Captain:** Hugh Leuhrman

DATE	OPPONENT	W/L	SCORE	REC
S 28	11th Cavalry	T	0-0	0-0-1
O 5	at The Citadel	W	20-16	1-0-1
O 12	Alabama	W	20-3	2-0-1
O 19	at Florida <sup>1</sup>	W	14-7	3-0-1
O 26	at Mercer	W	16-6	4-0-1
N 2	Auburn	L	7-27	4-1-1
N 9	Sewanee	L	0-7	4-2-1
N 16	Georgia	L	0-20	4-3-1
N 28	Clemson (T)	W	23-0	5-3-1

1 – Played in Jacksonville, Fla.

■ Grant Field, with its first permanent seating, was built prior to the 1913 season. From this point, all home games were played at Grant Field unless noted.

**SIAA**
**1916-21**
**1916**

 (H: 7-0-1, A: 1-0) **8-0-1**
**SIAA CHAMPIONS**
**Captain:** J.T. Johnson

DATE	OPPONENT	W/L	SCORE	REC
S 30	Mercer	W	61-0	1-0
O 7	Cumberland	W	222-0	2-0
O 14	Davidson	W	9-0	3-0
O 21	North Carolina	W	10-6	4-0
O 28	Washington & Lee	T	7-7	4-0-1
N 4	Tulane	W	45-0	5-0-1
N 11	Alabama	W	13-0	6-0-1
N 18	at Georgia	W	21-0	7-0-1
N 30	Auburn (T)	W	33-7	8-0-1

**1917**

 (H: 8-0, A: 1-0) **9-0**
**CO-NATIONAL CHAMPIONS, SIAA CHAMPIONS**
**Captain:** W.G. Carpenter

DATE	OPPONENT	W/L	SCORE	REC
S 29	Furman (DH)	W	25-0	1-0
	Wake Forest (DH)	W	33-0	2-0
O 6	Pennsylvania	W	41-0	3-0
O 13	Davidson	W	32-10	4-0
O 20	Washington & Lee	W	63-0	5-0
N 3	Vanderbilt	W	83-0	6-0
N 10	at Tulane	W	48-0	7-0
N 17	Carlisle	W	98-0	8-0
N 29	Auburn (T)	W	68-7	9-0

**1913** (H: 4-2, A: 3-0) **7-2**
**Captain:** Homer Cook

DATE	OPPONENT	W/L	SCORE	REC
S 27	Ft. McPherson	W	19-0	1-0
O 4	at The Citadel	W	47-0	2-0
O 11	at Chattanooga	W	71-6	3-0
O 18	Mercer	W	33-0	4-0
O 25	at Florida <sup>1</sup>	W	13-3	5-0
N 1	Sewanee	W	33-0	6-0
N 8	Auburn	L	0-20	6-1
N 15	Georgia	L	0-14	6-2
N 27	Clemson (T)	W	34-0	7-2

1 – Played in Jacksonville, Fla.

**1918**

 (H: 6-0, A: 0-1) **6-1**
**SIAA CHAMPIONS**
**Captain:** W.R. Fincher

DATE	OPPONENT	W/L	SCORE	REC
O 5	Clemson	W	28-0	1-0
O 12	Furman	W	118-0	2-0
O 19	11th Cavalry	W	123-0	3-0
O 26	Camp Gordon	W	28-0	4-0
N 10	NC State	W	128-0	5-0
N 23	at Pittsburgh	L	0-32	5-1
N 28	Auburn (T)	W	41-0	6-1

**1914** (H: 6-1, A: 0-1) **6-2**
**Captain:** K.J. Fielder

DATE	OPPONENT	W/L	SCORE	REC
O 3	South Carolina	W	20-0	1-0
O 10	Mercer	W	105-0	2-0
O 17	at Alabama <sup>1</sup>	L	0-13	2-1
O 24	VMI	W	28-7	3-1
O 31	Sewanee	W	20-0	4-1
N 7	Auburn	L	0-14	4-2
N 14	Georgia	W	7-0	5-2
N 26	Clemson (T)	W	26-6	6-2

1 – Played in Birmingham, Ala.

**1919**

 (H: 7-2, A: 0-1) **7-3**
**Captain:** G.M. Phillips

DATE	OPPONENT	W/L	SCORE	REC
S 20	5th Division	W	48-0	1-0
S 27	Furman	W	74-0	2-0
O 4	Wake Forest	W	14-0	3-0
O 11	Clemson	W	28-0	4-0
O 18	Vanderbilt	W	20-0	5-0
O 25	at Pittsburgh	L	6-16	5-1
N 1	Davidson	W	33-0	6-1
N 8	Washington & Lee	L	0-3	6-2
N 15	Georgetown	W	27-0	7-2
N 27	Auburn (T)	L	7-14	7-3

**1915** (H: 6-0-1, A: 1-0) **7-0-1**
**Captain:** D.E. Morrison

DATE	OPPONENT	W/L	SCORE	REC
O 2	Mercer	W	52-0	1-0-0
O 9	Davidson	W	27-7	2-0-0
O 16	Transylvania	W	67-0	3-0-0
O 23	at LSU <sup>1</sup>	W	36-7	4-0-0
O 30	North Carolina	W	23-3	5-0-0
N 6	Alabama	W	21-7	6-0-0
N 13	Georgia	T	0-0	6-0-1
N 25	Auburn (T)	W	7-0	7-0-1

1 – Played in New Orleans, La.



**WILLIAM ALEXANDER****Head Coach (1920-44)****25 seasons****Record:** 134-95-15 (.580)**1920** (H: 7-0, A: 1-1) **8-1****SIAA CO-CHAMPIONS****Captain:** A.R. Flowers

DATE	OPPONENT	W/L	SCORE	REC
S 25	Wake Forest	W	44-0	1-0
O 2	Oglethorpe	W	55-0	2-0
O 9	Davidson	W	66-0	3-0
O 16	at Vanderbilt	W	44-0	4-0
O 23	at Pittsburgh	L	3-10	4-1
O 30	Centre	W	24-0	5-1
N 6	Clemson	W	7-0	6-1
N 13	Georgetown	W	35-6	7-1
N 25	Auburn (†)	W	34-0	8-1

**1921** (H: 8-0, A: 0-0, N: 0-1) **8-1****SIAA CO-CHAMPIONS****Captain:** J.W. Harlan

DATE	OPPONENT	W/L	SCORE	REC
S 24	Wake Forest	W	42-0	1-0
O 1	Oglethorpe	W	41-0	2-0
O 8	Davidson	W	70-0	3-0
O 15	Furman	W	69-0	4-0
O 22	Rutgers	W	48-14	5-0
O 29	vs. Penn State <sup>1</sup>	L	7-28	5-1
N 5	Clemson	W	48-7	6-1
N 12	Georgetown	W	21-7	7-1
N 24	Auburn (†)	W	14-0	8-1

1 – Played in Polo Grounds, N.Y.

**SOUTHERN CONFERENCE 1922-32****1922** (H: 7-1, A: 0-1) **7-2, 4-0** (SC)**SOUTHERN CONFERENCE CO-CHAMPIONS****Captain:** Red Barron

DATE	OPPONENT	W/L	SCORE	REC
S 30	Oglethorpe	W	31-6	1-0
O 7	Davidson	W	19-0	2-0
O 14	Alabama	W	33-7	3-0
O 21	at Navy	L	0-13	3-1
O 28	Notre Dame	L	3-13	3-2
N 4	Clemson	W	21-7	4-2
N 11	Georgetown	W	19-7	5-2
N 18	NC State	W	17-0	6-2
N 30	Auburn (†)	W	14-6	7-2

**1923** (H: 3-0-4, A: 0-2) **3-2-4, 1-0-4** (SC)**Captain:** J.F. McIntyre

DATE	OPPONENT	W/L	SCORE	REC
S 23	Oglethorpe	W	28-13	1-0-0
O 6	VMI	W	10-7	2-0-0
O 13	Florida	T	7-7	2-0-1
O 20	Georgetown	W	20-10	3-0-1
O 27	at Notre Dame	L	7-35	3-1-1
N 3	Alabama	T	0-0	3-1-2
N 10	at Penn State	L	0-7	3-2-2
N 17	Kentucky	T	3-3	3-2-3
N 29	Auburn (†)	T	0-0	3-2-4

**1924** (H: 5-2-1, A: 0-1) **5-3-1, 3-2-1** (SC)**Captain:** George Gardner

DATE	OPPONENT	W/L	SCORE	REC
S 27	Oglethorpe	W	19-0	1-0-0
O 4	VMI	W	3-0	2-0-0
O 11	Florida	T	7-7	2-0-1
O 18	Penn State	W	15-13	3-0-1
O 25	Alabama	L	0-14	3-1-1
N 1	at Notre Dame	L	3-34	3-2-1
N 8	LSU	W	28-7	4-2-1
N 15	Vanderbilt	L	0-3	4-3-1
N 27	Auburn (†)	W	7-0	5-3-1

**1925** (H: 4-2-1, A: 1-0, N: 1-0) **6-2-1, 4-1-1** (SC)**Captain:** S.D. Wycoff

DATE	OPPONENT	W/L	SCORE	REC
S 28	Oglethorpe	W	13-7	1-0
O 3	VMI	W	33-0	2-0
O 10	vs. Penn State <sup>1</sup>	W	16-7	3-0
O 17	Florida	W	23-7	4-0
O 24	Alabama	L	0-7	4-1
O 31	Notre Dame	L	0-13	4-2
N 7	at Vanderbilt	W	7-0	5-2
N 14	Georgia	W	3-0	6-2
N 26	Auburn (†)	T	7-7	6-2-1

1 – Played at Yankee Stadium

**1926** (H: 4-4, A: 0-1) **4-5, 4-3** (SC)**Captain:** Owen Pool

DATE	OPPONENT	W/L	SCORE	REC
S 25	Oglethorpe	L	6-7	0-1
O 2	VMI	W	13-0	1-1
O 9	Tulane	W	9-6	2-1
O 16	Alabama	L	0-21	2-2
O 23	Washington & Lee	W	19-7	3-2
O 30	at Notre Dame	L	0-12	3-3
N 6	Vanderbilt	L	7-13	3-4
N 13	Georgia	L	13-14	3-5
N 25	Auburn (†)	W	20-7	4-5

**1927** (H: 8-0, A: 0-1-1) **8-1-1, 7-0-1** (SC) **1931** (H: 2-4, A: 0-3-1) **2-7-1, 2-4-1** (SC)**SOUTHERN CONFERENCE CHAMPIONS****Captain:** E.J. Crowley

DATE	OPPONENT	W/L	SCORE	REC
O 1	VMI	W	7-0	1-0
O 8	Tulane	W	13-6	2-0
O 15	Alabama	W	13-0	3-0
O 22	North Carolina	W	13-0	4-0
O 29	at Notre Dame	L	7-26	4-1
N 5	at Vanderbilt	T	0-0	4-1-1
N 12	LSU	W	23-0	5-1-1
N 19	Oglethorpe	W	19-7	6-1-1
N 24	Auburn (T)	W	18-0	7-1-1
D 3	Georgia	W	12-0	8-1-1

**Captain:** H.C. Neblett

DATE	OPPONENT	W/L	SCORE	REC
O 3	South Carolina	W	25-13	1-0
O 10	Carnegie Tech	L	0-13	1-1
O 17	Auburn	L	0-13	1-2
O 24	at Tulane	L	0-33	1-3
O 31	Vanderbilt	L	7-49	1-4
N 7	at North Carolina	T	19-19	1-4-1
N 14	at Penn	L	12-13	1-5-1
N 21	Florida	W	23-0	2-5-1
N 28	Georgia	L	6-35	2-6-1
D 26	California	L	6-21	2-7-1

**1928** (H: 7-0, A: 2-0, N: 1-0) **10-0, 7-0** (SC)**CO-NATIONAL CHAMPIONS, SOUTHERN CHAMPIONS****Captain:** H.R. Pund

DATE	OPPONENT	W/L	SCORE	REC
O 6	VMI	W	13-0	1-0
O 13	at Tulane	W	12-0	2-0
O 20	North Carolina	W	13-0	3-0
O 27	at North Carolina	W	20-7	4-0
N 3	Oglethorpe	W	32-7	5-0
N 10	Vanderbilt	W	19-7	6-0
N 17	Alabama	W	33-13	7-0
N 29	Auburn (T)	W	51-0	8-0
D 8	Georgia	W	20-6	9-0

**ROSE BOWL** (Pasadena, Calif.)

J 1	vs. California	W	8-7	10-0
-----	----------------	---	-----	------

**1932** (H: 2-3-1, A: 2-2) **4-5-1, 4-4-1** (SC)**Captain:** H.C. Neblett

DATE	OPPONENT	W/L	SCORE	REC
O 1	Clemson	W	32-14	1-0
O 8	Kentucky	L	6-12	1-1
O 15	Auburn	L	0-6	1-2
O 22	at North Carolina	W	43-14	2-2
O 29	at Vanderbilt	L	0-12	2-3
N 5	Tulane	L	14-20	2-4
N 12	Alabama	W	6-0	3-4
N 19	at Florida	W	6-0	4-4
N 26	Georgia	T	0-0	4-4-1
D 17	at California	L	7-27	4-5-1

**SEC****1933-63****1929** (H: 3-3, A: 0-3) **3-6, 3-5** (SC)**Captain:** Harold Rusk

DATE	OPPONENT	W/L	SCORE	REC
O 5	Mississippi A&M	W	27-13	1-0
O 12	North Carolina	L	7-18	0-1
O 19	Florida	W	19-6	2-1
O 26	at Tulane	L	14-20	2-2
N 2	Notre Dame	L	6-26	2-3
N 9	at Vanderbilt	L	7-23	2-4
N 16	Alabama	L	0-14	2-5
N 28	Auburn (T)	W	19-6	3-5
D 7	at Georgia	L	6-12	3-6

**1933** (H: 4-4, A: 1-1) **5-5, 2-5** (SEC)**Captains:** E.E. Laws, R.H. Tharpe

DATE	OPPONENT	W/L	SCORE	REC
S 30	Clemson	W	39-2	1-0
O 7	at Kentucky	L	6-7	1-1
O 14	Auburn	W	16-6	2-1
O 21	Tulane	L	0-7	2-2
O 28	at North Carolina	W	10-6	3-2
N 4	Vanderbilt	L	6-9	3-3
N 11	Florida	W	19-7	4-3
N 18	Alabama	L	9-12	4-4
N 25	Georgia	L	6-7	4-5
D 2	Duke	W	6-0	5-5

**1930** (H: 2-4, A: 0-2-1) **2-6-1, 2-4-1** (SC) **1934** (H: 1-4, A: 0-5) **1-9, 0-6** (SEC)**Captain:** Earl Dunlap

DATE	OPPONENT	W/L	SCORE	REC
O 4	South Carolina	W	45-0	1-0
O 11	at Carnegie Tech	L	0-31	1-1
O 18	Auburn	W	14-12	2-1
O 25	Tulane	L	0-28	2-2
N 1	at North Carolina	T	6-6	2-2-1
N 8	Vanderbilt	L	0-6	2-3-1
N 15	at Penn	L	7-34	2-4-1
N 27	Florida (T)	L	7-55	2-5-1
D 6	Georgia	L	0-13	2-6-1

**Captain:** Jack Phillips

DATE	OPPONENT	W/L	SCORE	REC
S 29	Clemson	W	12-7	1-0
O 6	Vanderbilt	L	12-27	1-1
O 13	at Duke	L	0-20	1-2
O 20	at Michigan	L	2-9	1-3
O 27	at Tulane	L	12-20	1-4
N 3	North Carolina	L	0-26	1-5
N 10	Auburn	L	6-18	1-6
N 17	Alabama	L	0-40	1-7
N 24	at Florida	L	12-13	1-8
D 1	at Georgia	L	0-7	1-9

**1935**(H: 5-2, A: 0-3) **5-5, 3-4** (SEC)**Captain:** R.W. Eubanks

DATE	GT	OPP	OPPONENT	W/L	SCORE	REC
S 28			Presbyterian	W	33-0	1-0
O 5			Sewanee	W	32-0	2-0
O 12			at Kentucky	L	6-25	2-1
O 19			Duke	W	6-0	3-1
O 26			at North Carolina	L	0-19	3-2
N 2			Vanderbilt	L	13-14	3-3
N 9			Auburn	L	7-33	3-4
N 16			at Alabama	L	7-38	3-5
N 23			Florida	W	39-6	4-5
N 30			Georgia	W	19-7	5-5

■ The Associated Press began its college football poll in 1936. The numbers indicate Georgia Tech's and the opponent's rank at the time of the game.

**1936**(H: 5-3, A: 0-2-1) **5-5-1, 3-3-1** (SEC)**Captain:** J.W. FitzSimmons

DATE	GT	OPP	OPPONENT	W/L	SCORE	REC
S 26			Presbyterian#	W	55-0	1-0
O 3			Sewanee	W	58-0	2-0
O 10			Kentucky	W	34-0	3-0
O 17			at Duke	L	6-19	3-1
O 24			at Vanderbilt	T	0-0	3-1-1
O 31			Clemson	L	13-14	3-2-1
N 7		20	Auburn	L	12-13	3-3-1
N 14		4	Alabama	L	16-20	3-4-1
N 21			Florida	W	38-14	4-4-1
N 28			at Georgia	L	6-16	4-5-1
D 26			California	W	13-7	5-5-1

# – first night game in Georgia Tech history

**1937**(H: 4-2-1, A: 2-1) **6-3-1, 3-2-1** (SEC)**Captain:** Fletcher Sims

DATE	GT	OPP	OPPONENT	W/L	SCORE	REC
S 24			Presbyterian (F#)	W	59-0	1-0
O 2			Mercer	W	28-0	2-0
O 9			at Kentucky	W	32-0	3-0
O 16		10	Duke	L	19-20	3-1
O 23		20	Auburn	L	0-21	3-2
O 30			Vanderbilt	W	14-0	4-2
N 6			Clemson	W	7-0	5-2
N 13		3	at Alabama	L	0-7	5-3
N 20			at Florida	W	12-0	6-3
N 27			Georgia	T	6-6	6-3-1

\*Ranking in first poll released Oct. 18

**1938**(H: 3-1-2, A: 0-3-1) **3-4-3, 2-1-3** (SEC)**Captain:** Jack Chivington

DATE	GT	OPP	OPPONENT	W/L	SCORE	REC
O 1			Mercer	W	19-0	1-0
O 8		5	Notre Dame	L	6-14	1-1
O 15		9	at Duke	L	0-6	1-2
O 22			Auburn	W	7-6	2-2
O 29			at Vanderbilt	L	7-13	2-3
N 5			Kentucky	W	19-18	3-3
N 12		16	Alabama	T	14-14	3-3-1
N 19			Florida	T	0-0	3-3-2
N 26			at Georgia	T	0-0	3-3-3
D 26			at California (MON)	L	0-13	3-4-3

\*Ranking in first poll released Oct. 17

**1939**(H: 5-1, A: 2-1, N: 1-0) **8-2, 6-0** (SEC)**SEC CO-CHAMPIONS****Captain:** R.W. Murphy

DATE	GT	OPP	OPPONENT	W/L	SCORE	REC
O 7		2	at Notre Dame	L	14-17	0-1
O 14			Samford	W	35-0	1-1
O 21			Vanderbilt	W	14-6	2-1
O 28			Auburn	W	7-6	3-1
N 4		12	Duke	L	6-7	3-2
N 11		18	Kentucky	W	13-6	4-2
N 18			at Alabama	W	6-0	5-2
N 25		19	at Florida	W	21-7	6-2
D 2			Georgia	W	13-0	7-2

**ORANGE BOWL** (Miami, Fla.)

J 1 16 6 vs. Missouri W 21-7 8-2

**FINAL RANKING:** 16 (AP)

\*Ranking in first poll released Oct. 16

**1940**(H: 3-3, A: 0-4) **3-7, 1-5** (SEC)**Captain:** N.M. Cavette

DATE	GT	OPP	OPPONENT	W/L	SCORE	REC
O 5			Samford	W	27-0	1-0
O 12		6	at Notre Dame	L	20-26	1-1
O 19			Vanderbilt	W	19-0	2-1
O 26			Auburn	L	7-16	2-2
N 2		18	at Duke	L	7-41	2-3
N 9			at Kentucky	L	7-26	2-4
N 16		14	Alabama	L	13-14	2-5
N 23			Florida	L	7-16	2-6
N 30			at Georgia	L	19-21	2-7
D 28			California	W	13-0	3-7

\*Ranking in first poll released Oct. 15

**1941**(H: 3-3, A: 0-3) **3-6, 2-4** (SEC)**Captain:** C.R. Sanders

DATE	GT	OPP	OPPONENT	W/L	SCORE	REC
O 4			Chattanooga	W	20-0	1-0
O 11		8	Notre Dame	L	0-20	1-1
O 18		18	at Vanderbilt	L	7-14	1-2
O 25			Auburn	W	28-14	2-2
N 1		4	Duke	L	0-14	2-3
N 8			Kentucky	W	20-13	3-3
N 15		9	at Alabama	L	0-20	3-4
N 22			at Florida	L	7-14	3-5
N 29		20	Georgia	L	0-21	3-6

\*Ranking in first poll released Oct. 13

**1942**(H: 6-0, A: 3-1, N: 0-1) **9-2, 4-1** (SEC)**Captain:** Jack Marshall

DATE	GT	OPP	OPPONENT	W/L	SCORE	REC
S 26		6 4	Auburn	W	15-0	1-0
O 3		6	at Notre Dame	W	13-6	2-0
O 10		6	Chattanooga	W	30-6	3-0
O 17		6	Davidson	W	33-0	4-0
O 24		6	at Navy	W	21-0	5-0
O 31		5	at Duke	W	26-7	6-0
N 7		3	Kentucky	W	47-7	7-0
N 14		2 5	Alabama	W	7-0	8-0
N 21		2	Florida	W	20-7	9-0
N 28		2 5	at Georgia	L	0-34	9-1

**COTTON BOWL** (Dallas, Texas)

J 1 5 11 vs. Texas L 7-14 9-2

**FINAL RANKING:** 5 (AP)

\*Ranking in first poll released Oct. 12

**1943** (H: 6-1, A: 1-2, N: 1-0) **8-3, 3-0 (SEC)** **1946** (H: 6-0, A: 2-2, N: 1-0) **9-2, 4-2 (SEC)**
**SUGAR BOWL CHAMPIONS, SEC CHAMPIONS**

Captains: George Manning, John Steber

DATE	GT	OPP	OPPONENT	W/L	SCORE	REC
S 25	-	-	North Carolina	W	20-7	1-0
O 2	-	*1	at Notre Dame	L	13-55	1-1
O 9	-	-	Georgia Navy PF	W	35-7	2-1
O 16	-	-	Ft. Benning	W	27-0	3-1
O 23	-	3	at Navy	L	14-28	3-2
O 30	-	8	Duke	L	7-14	3-3
N 6	-	20	LSU	W	42-7	4-3
N 13	19	-	at Tulane	W	33-0	5-3
N 20	15	-	Clemson	W	41-6	6-3
N 27	14	-	Georgia	W	48-0	7-3

**SUGAR BOWL** (New Orleans, La.)

J 1 13 15 vs. Tulsa W 20-18 8-3

**FINAL RANKING:** 13 (AP)

\*Ranking in first poll released Oct. 4

**OIL BOWL CHAMPIONS**

Captain: R.T. Davis

DATE	GT	OPP	OPPONENT	W/L	SCORE	REC
S 28	-	*8	at Tennessee	L	9-13	0-1
O 5	-	-	VMI	W	32-6	1-1
O 12	-	-	Ole Miss	W	24-7	2-1
O 19	-	12	at LSU	W	26-7	3-1
O 26	15	-	Auburn	W	27-6	4-1
N 2	16	19	at Duke	W	14-0	5-1
N 9	8	-	Navy	W	28-20	6-1
N 16	7	-	Tulane	W	35-7	7-1
N 23	6	-	Furman	W	41-7	8-1
N 30	7	3	at Georgia	L	7-35	8-2

**OIL BOWL** (Houston, Texas)

J 1 11 - vs. St Mary's W 41-19 9-2

**FINAL RANKING:** 11 (AP)

\*Ranking in first poll released Oct. 7

**1944** (H: 7-1, A: 1-1, N: 0-1) **8-3, 4-0 (SEC)** **1947** (H: 7-0, A: 2-1, N: 1-0) **10-1, 4-1 (SEC)**
**ORANGE BOWL, SEC CHAMPIONS**

Captain: Phillip Tinsley

DATE	GT	OPP	OPPONENT	W/L	SCORE	REC
S 30	*10	-	Clemson	W	51-0	1-0
O 7	*10	-	North Carolina	W	28-0	2-0
O 14	10	-	Auburn	W	27-0	3-0
O 21	8	9	Navy	W	17-15	4-0
O 27	5	-	Georgia Navy PF (FB)	W	13-7	5-0
N 4	5	-	at Duke	L	13-19	5-1
N 11	13	-	Tulane	W	34-7	6-1
N 18	9	-	at LSU	W	14-6	7-1
N 25	10	18	Notre Dame	L	0-21	7-2
D 2	-	-	Georgia	W	44-0	8-2

**ORANGE BOWL** (Miami, Fla.)

J 1 13 - vs. Tulsa L 12-26 8-3

**FINAL RANKING:** 13 (AP)

\*Ranking in first poll released Oct. 9

**ORANGE BOWL CHAMPIONS**

Captains: Bill Healy, Rollo Phillips

DATE	GT	OPP	OPPONENT	W/L	SCORE	REC
S 27	*4	-	Tennessee	W	27-0	1-0
O 4	*4	-	at Tulane	W	20-6	2-0
O 11	4	-	VMI	W	20-0	3-0
O 18	5	-	Auburn	W	27-7	4-0
O 25	7	-	The Citadel	W	38-0	5-0
N 1	6	9	Duke	W	7-0	6-0
N 8	6	-	at Navy <sup>1</sup>	W	16-14	7-0
N 15	6	14	at Alabama <sup>2</sup>	L	7-14	7-1
N 22	10	-	Furman	W	51-0	8-1
N 29	9	-	Georgia	W	7-0	9-1

**ORANGE BOWL** (Miami, Fla.)


J 1 10 12 vs. Kansas W 20-14 10-1

**FINAL RANKING:** 10 (AP)

1 - Played in Baltimore, Md.

2 - Played in Birmingham, Ala.

\*Ranking in first poll released Oct. 6



## BOBBY DODD

**Head Coach (1945-66)**

**22 seasons**

**Record:** 165-64-8 (.713)

**1945** (H: 2-5, A: 2-1) **4-6, 2-2 (SEC)** **1948** (H: 5-2, A: 2-1) **7-3, 4-3 (SEC)**

Captain: Paul Duke

DATE	GT	OPP	OPPONENT	W/L	SCORE	REC
S 29	-	-	at North Carolina	W	20-14	1-0
O 6	-	*3	Notre Dame	L	7-40	1-1
O 13	-	-	Samford	W	43-0	2-1
O 20	-	2	at Navy <sup>1</sup>	L	6-20	2-2
O 27	-	-	Auburn	W	20-7	3-2
N 3	-	18	Duke	L	6-14	3-3
N 10	-	-	at Tulane	W	41-7	4-3
N 17	-	-	LSU	L	7-9	4-4
N 24	-	-	Clemson	L	7-21	4-5
D 1	-	-	Georgia	L	0-33	4-6

1 - Played in Baltimore, Md.

\*Ranking in first poll released Oct. 8

Captains: George Brodnax, Jim Castleberry

DATE	GT	OPP	OPPONENT	W/L	SCORE	REC
S 25	*6	-	at Vanderbilt	W	13-0	1-0
O 2	*6	-	Tulane (t)	W	13-7	2-0
O 9	6	-	Washington & Lee	W	27-0	3-0
O 16	7	-	Auburn	W	27-0	4-0
O 23	6	-	Florida	W	42-7	5-0
O 30	6	-	at Duke	W	19-7	6-0
N 6	6	-	Tennessee	L	6-13	6-1
N 13	11	-	Alabama	L	12-14	6-2
N 20	20	-	The Citadel	W	54-0	7-2
N 27	-	12	at Georgia	L	13-21	7-3

t - Georgia Tech's first televised game (WSB-TV)

\*Ranking in first poll released Oct. 4

**1949**(H: 6-1, A: 1-2) **7-3, 5-2** (SEC)**Captain:** Tom Coleman

DATE	GT	OPP	OPPONENT	W/L	SCORE	ATT	REC
S 24	-	-	Vanderbilt	W	12-7	39,000	1-0
O 1	-	*4	at Tulane	L	0-18	55,000	1-1
O 8	-	-	Washington & Lee	W	36-0	25,000	2-1
O 15	-	-	Auburn	W	35-21	33,000	3-1
O 22	-	-	at Florida	W	43-14	27,000	4-1
O 29	-	-	Duke (HC)	L	14-27	38,000	4-2
N 5	-	14	Tennessee	W	30-13	N/A	5-2
N 12	-	-	at Alabama <sup>1</sup>	L	7-20	43,000	5-3
N 19	-	-	South Carolina	W	13-3	20,000	6-3
N 26	-	-	Georgia	W	7-6	40,000	7-3

1 - Played in Birmingham, Ala.

\*Ranking in first poll released Oct. 3

**1950**(H: 3-4, A: 2-2) **5-6, 4-2** (SEC)**Captain:** Bob Bossons

DATE	GT	OPP	OPPONENT	W/L	SCORE	ATT	REC
S 23	-	*10	at SMU	L	13-33	N/A	0-1
S 30	-	-	South Carolina	L	0-7	25,000	0-2
O 7	-	-	Florida	W	16-13	25,000	1-2
O 14	-	-	at LSU	W	13-0	40,000	2-2
O 21	-	-	Auburn	W	20-0	30,000	3-2
O 28	-	4	Kentucky (HC)	L	14-28	35,000	3-3
N 4	-	-	at Duke	L	21-30	30,000	3-4
N 11	-	-	VMI	L	13-14	22,000	3-5
N 18	-	-	Alabama	L	19-54	38,000	3-6
N 25	-	-	Davidson	W	46-14	20,000	4-6
D 2	-	-	at Georgia	W	7-0	50,000	5-6

\*Preseason poll

**1951**(H: 6-0-1, A: 4-0, N: 1-0) **11-0-1, 7-0** (SEC)**ORANGE BOWL CHAMPIONS, SEC CHAMPIONS****Captain:** Lamar Wheat

DATE	GT	OPP	OPPONENT	W/L	SCORE	ATT	REC
S 22	-	-	SMU	W	21-7	33,000	1-0-0
S 29	-	-	at Florida	W	27-0	39,000	2-0-0
O 6	11	17	at Kentucky	W	13-7	35,000	3-0-0
O 13	8	-	LSU	W	25-7	30,000	4-0-0
O 20	5	-	Auburn	W	27-7	31,000	5-0-0
O 27	3	-	at Vanderbilt	W	8-7	26,000	6-0-0
N 3	5	-	Duke (HC)	T	14-14	36,000	6-0-1
N 10	8	-	VMI	W	34-7	21,000	7-0-1
N 17	7	-	at Alabama	W	27-7	35,000	8-0-1
N 24	7	-	Davidson	W	34-7	18,000	9-0-1
D 1	6	-	Georgia	W	48-6	40,000	10-0-1

**ORANGE BOWL** (Miami, Fla.)

J 1 5 9 vs. Baylor W 17-14 65,837 11-0-1

**FINAL RANKING:** 5 (AP)**1952**(H: 8-0, A: 3-0, N: 1-0) **12-0, 6-0** (SEC)**CO-NATIONAL CHAMPIONS****SUGAR BOWL CHAMPIONS, SEC CHAMPIONS****Captains:** George Morris, Hal Miller

DATE	GT	OPP	OPPONENT	W/L	SCORE	ATT	REC
S 20	*3	-	The Citadel	W	54-6	22,000	1-0
S 27	*3	-	Florida	W	17-14	30,939	2-0
O 4	6	-	at SMU	W	20-7	41,000	3-0
O 11	5	-	Tulane	W	14-0	27,913	4-0
O 18	4	-	Auburn	W	33-0	34,689	5-0
O 25	5	-	Vanderbilt (HC)	W	30-0	35,373	6-0
N 1	4	6	at Duke	W	28-7	40,000	7-0
N 8	3	-	Army	W	45-6	40,000	8-0
N 15	2	12	Alabama	W	7-3	38,063	9-0
N 22	2	-	Florida State	W	30-0	25,000	10-0
N 29	3	-	at Georgia	W	23-9	50,000	11-0

**SUGAR BOWL** (New Orleans, La.)

J 1 2 7 vs. Ole Miss W 24-7 80,187 12-0

**FINAL RANKING:** 1 (NS), 2 (AP), 2 (UPI)

\*Preseason poll

**1953**(H: 6-0, A: 2-2-1, N: 1-0) **9-2-1, 4-1-1** (SEC)**SUGAR BOWL CHAMPIONS****Captains:** Sam Hensley, Ed Gossage, Orville Vereen

DATE	GT	OPP	OPPONENT	W/L	SCORE	ATT	REC
S 19	*3	-	Davidson	W	53-0	22,000	1-0-0
S 26	*3	15	at Florida	T	0-0	41,000	1-0-1
O 3	9	-	SMU	W	6-4	37,000	2-0-1
O 10	10	-	at Tulane	W	27-13	30,000	3-0-1
O 17	6	19	Auburn	W	36-6	39,500	4-0-1
O 24	4	1	at Notre Dame	L	14-27	58,254	4-1-1
O 31	8	-	at Vanderbilt	W	43-0	24,000	5-1-1
N 7	6	-	Clemson (HC)	W	20-7	35,000	6-1-1
N 14	5	-	at Alabama <sup>1</sup>	L	6-13	42,500	6-2-1
N 21	12	15	Duke	W	13-10	40,000	7-2-1
N 28	10	-	Georgia	W	28-12	41,000	8-2-1

**SUGAR BOWL** (New Orleans, La.)

J 1 8 10 vs. West Virginia W 42-19 70,500 9-2-1

**FINAL RANKING:** 8 (AP), 9 (UPI)

1 - Played in Birmingham, Ala.

\*Preseason poll

**1954**(H: 5-2, A: 2-1, N: 1-0) **8-3, 6-2** (SEC)**COTTON BOWL CHAMPIONS****Captain:** Larry Morris

DATE	GT	OPP	OPPONENT	W/L	SCORE	ATT	REC
S 18	*7	-	Tulane	W	28-0	28,000	1-0
S 25	5	-	Florida	L	12-13	30,000	1-1
O 2	-	-	at SMU	W	10-17	34,000	2-1
O 9	-	-	LSU	W	30-20	28,000	3-1
O 16	19	-	Auburn	W	14-7	40,000	4-1
O 23	15	-	Kentucky (HC)	L	6-13	34,000	4-2
O 30	-	16	at Duke	L	20-21	33,000	4-3
N 6	-	-	Tennessee	W	28-7	40,000	5-3
N 13	-	-	Alabama	W	20-0	40,000	6-3
N 27	-	-	at Georgia	W	7-3	50,000	7-3

**COTTON BOWL** (Dallas, Texas)

J 1 - 10 vs. Arkansas W 14-6 75,500 8-3

**FINAL RANKING:** 13 (UPI)

\*Preseason poll





**1955** (H: 5-1, A: 3-0-1, N: 1-0) **9-1-1, 4-1-1 (SEC)** **1958** (H: 4-1-1, A: 1-3) **5-4-1, 2-3-1 (SEC)**

**SUGAR BOWL CHAMPIONS**

Captain: Jimmy Morris

DATE	GT	OPP	OPPONENT	W/L	SCORE	ATT	REC
S 17	*10	-	Miami	W	14-6	39,500	1-0-0
S 24	2	19	at Florida	W	14-7	40,000	2-0-0
O 1	3	-	SMU	W	20-7	34,000	3-0-0
O 8	4	-	at LSU	W	7-0	60,000	4-0-0
O 15	5	17	Auburn	L	12-14	40,000	4-1-0
O 22	13	-	Florida State	W	34-0	30,000	5-1-0
O 29	12	17	Duke (HC)	W	27-0	40,000	6-1-0
N 5	8	-	at Tennessee	T	7-7	50,000	6-1-1
N 12	11	-	at Alabama <sup>1</sup>	W	26-2	38,000	7-1-1
N 26	9	-	Georgia	W	21-3	40,000	8-1-1

**SUGAR BOWL** (New Orleans, La.)

J 2 7 11 vs. Pittsburgh W 7-0 80,174 9-1-1

**FINAL RANKING:** 7 (AP), 7 (UPI)

1 - Played in Birmingham, Ala.

\*Preseason poll

**1956** (H: 4-1, A: 5-0, N: 1-0) **10-1, 7-1 (SEC)**

**GATOR BOWL CHAMPIONS**

Captains: Wade Mitchell, George Volkert

DATE	GT	OPP	OPPONENT	W/L	SCORE	ATT	REC
S 22	*4	-	at Kentucky	W	14-6	30,000	1-0
S 29	2	5	at SMU	W	9-7	46,000	2-0
O 13	3	-	LSU	W	39-7	39,500	3-0
O 20	3	-	Auburn	W	28-7	40,000	4-0
O 27	3	15	Tulane (HC)	W	40-0	40,000	5-0
N 3	2	-	at Duke	W	7-0	38,000	6-0
N 10	2	3	at Tennessee	L	0-6	40,000	6-1
N 17	4	-	Alabama	W	27-0	38,500	7-1
N 24	5	13	at Florida	W	28-0	37,000	8-1
D 1	4	-	at Georgia	W	35-0	50,000	9-1

**GATOR BOWL** (Jacksonville, Fla.)

D 29 4 13 vs. Pittsburgh W 21-14 37,683 10-1

**FINAL RANKING:** 4 (AP), 4 (UPI)

\*Preseason poll

**1957** (H: 2-2-2, A: 2-2) **4-4-2, 3-4-1 (SEC)**

Captain: Don Stephenson

DATE	GT	OPP	OPPONENT	W/L	SCORE	ATT	REC
S 21	*11	20	Kentucky*	W	13-0	40,000	1-0-0
S 28	3	15	SMU	T	0-0	39,000	1-0-1
O 12	17	-	at LSU*	L	13-20	62,500	1-1-1
O 19	-	9	Auburn*	L	0-3	40,000	1-2-1
O 26	-	-	at Tulane*	W	20-13	25,000	2-2-1
N 2	-	7	Duke (HC)	W	13-0	40,000	3-2-1
N 9	18	9	at Tennessee*	L	6-21	45,500	3-3-1
N 16	-	-	at Alabama <sup>1</sup> *	W	10-7	30,000	4-3-1
N 23	-	-	Florida*	T	0-0	40,000	4-3-2
N 30	-	-	Georgia*	L	0-7	40,000	4-4-2

1 - Played in Birmingham, Ala.

\*Preseason poll

**GATOR BOWL**

Captain: Foster Watkins

DATE	GT	OPP	OPPONENT	W/L	SCORE	ATT	REC
S 20	-	-	at Kentucky*	L	0-13	30,000	0-1-0
S 26	-	-	Florida State RR	W	17-3	40,391	1-1-0
O 4	-	-	Tulane *	W	14-0	38,000	2-1-0
O 11	-	-	Tennessee*	W	21-7	44,726	3-1-0
O 18	-	2	Auburn*	T	7-7	44,726	3-1-1
O 25	17	-	at SMU	L	0-20	27,000	3-2-1
N 1	-	-	at Duke	W	10-8	30,000	4-2-1
N 8	-	17	Clemson	W	13-0	44,726	5-2-1
N 15	20	-	Alabama* (HC)	L	8-17	44,726	5-3-1
N 29	-	-	at Georgia*	L	3-16	50,000	5-4-1

**1959** (H: 2-3, A: 4-1, N: 0-1) **6-5, 3-3 (SEC)**

**GATOR BOWL**

Captain: Maxie Baughan

DATE	GT	OPP	OPPONENT	W/L	SCORE	ATT	REC
S 19	-	-	at Kentucky*	W	14-12	35,000	1-0
S 26	16	6	SMU	W	16-12	43,000	2-0
O 3	7	6	Clemson	W	16-6	44,174	3-0
O 10	3	8	at Tennessee*	W	14-7	45,021	4-0
O 17	4	11	Auburn*	L	6-7	44,174	4-1
O 24	9	-	at Tulane*	W	21-13	30,000	5-1
O 31	9	-	Duke (HC)	L	7-10	44,174	5-2
N 7	19	-	at Notre Dame	W	14-10	58,575	6-2
N 14	15	-	at Alabama <sup>1</sup> *	L	7-9	43,500	6-3
N 28	-	6	Georgia*	L	14-21	44,174	6-4

**GATOR BOWL** (Jacksonville, Fla.)

J 2 - 9 vs. Arkansas L 7-14 45,104 6-5

1 - Played in Birmingham, Ala.

**1960** (H: 4-1, A: 1-4) **5-5, 4-4 (SEC)**

Captain: Gerald Burch

DATE	GT	OPP	OPPONENT	W/L	SCORE	ATT	REC
S 17	-	-	Kentucky*	W	23-13	40,594	1-0
S 24	13	-	at Rice	W	16-13	35,000	2-0
O 1	10	-	at Florida*	L	17-18	39,000	2-1
O 8	-	-	LSU*	W	6-2	44,176	3-1
O 15	19	-	at Auburn <sup>1</sup> *	L	7-9	44,000	3-2
O 22	-	-	Tulane* (HC)	W	14-6	43,608	4-2
O 29	-	15	at Duke	L	0-6	40,000	4-3
N 5	-	8	Tennessee*	W	14-7	45,072	5-3
N 12	-	-	Alabama*	L	15-16	44,006	5-4
N 26	-	-	at Georgia*	L	6-7	55,000	5-5

1 - Played in Birmingham, Ala.

**1961** (H: 5-0, A: 2-3, N: 0-1) **7-4, 4-3 (SEC)**

**GATOR BOWL**

Captains: Chick Graning, Willie McGaughey, Billy Williamson

DATE	GT	OPP	OPPONENT	W/L	SCORE	ATT	REC
S 22	-	9	at USC (FR)	W	27-7	39,590	1-0
S 30	-	-	Rice	W	24-0	43,501	2-0
O 7	3	-	at LSU*	L	0-10	66,000	2-1
O 14	-	-	Duke	W	21-0	44,015	3-1
O 21	8	-	Auburn*	W	7-6	45,376	4-1
O 28	9	-	at Tulane*	W	35-0	18,000	5-1
N 4	7	-	Florida* (HC)	W	20-0	44,940	6-1
N 11	9	-	at Tennessee*	L	6-10	46,000	6-2
N 18	-	2	at Alabama <sup>1</sup> *	L	0-10	53,000	6-3
D 2	-	-	Georgia*	W	22-7	47,098	7-3

**GATOR BOWL** (Jacksonville, Fla.)

D 30 13 17 vs. Penn State L 15-30 50,202 7-4

**FINAL RANKING:** 13 (AP), 13 (UPI)

1 - Played in Birmingham, Ala.



## 1962

(H: 4-1-1, A: 3-1, N: 0-1) **7-3-1, 5-2** (SEC)**BLUEBONNET BOWL**

Captain: Tom Winingder

DATE	GT	OPP	OPPONENT	W/L	SCORE	ATT	REC
S 22	-	-	Clemson	W	26-9	51,140	1-0-0
S 29	8	-	at Florida*	W	17-0	44,500	2-0-0
O 6	5	-	LSU*	L	7-10	49,744	2-1-0
O 13	11	-	Tennessee*	W	17-0	52,223	3-1-0
O 20	-	-	at Auburn*	L	14-17	56,319	3-2-0
O 27	-	-	Tulane* (HC)	W	42-12	46,370	4-2-0
N 3	-	-	at Duke	W	20-9	44,000	5-2-0
N 10	-	-	Florida State	T	14-14	43,802	5-2-1
N 17	-	1	Alabama*	W	7-6	52,971	6-2-1
D 1	-	-	at Georgia*	W	37-6	55,000	7-2-1
D 22	-	-	vs. Missouri	L	10-14	55,000	7-3-1

**BLUEBONNET BOWL** (Houston, Texas)

D 22 - - vs. Missouri

**FINAL RANKING:** 11 (UPI)

1 - Played in Birmingham, Ala.

## 1963

(H: 5-1, A: 2-2) **7-3, 4-3** (SEC)

Captain: Billy Lothridge

DATE	GT	OPP	OPPONENT	W/L	SCORE	ATT	REC
S 14	-	-	Florida*	W	9-0	43,000	1-0
S 28	9	-	Clemson	W	27-0	33,916	2-0
O 5	7	-	at LSU*	L	6-7	68,000	2-1
O 12	-	-	at Tennessee*	W	23-7	51,527	3-1
O 19	8	-	Auburn*	L	21-29	53,091	3-2
O 26	-	-	at Tulane*	W	17-3	15,000	4-2
N 2	-	-	Duke (HC)	W	30-6	52,266	5-2
N 9	-	-	Florida State	W	15-7	49,804	6-2
N 16	-	7	at Alabama*	L	11-27	54,000	6-3
N 30	-	-	Georgia*	W	14-3	53,052	7-3

1 - Played in Birmingham, Ala.

**INDEPENDENT****1964-78**

## 1964

(H: 4-2, A: 2-1, N: 1-0) **7-3**

Captains: Bill Curry, Johnny Gresham

DATE	GT	OPP	OPPONENT	W/L	SCORE	ATT	REC
S 19	-	-	Vanderbilt	W	14-2	44,288	1-0
S 26	-	-	Miami	W	20-0	44,115	2-0
O 3	-	-	Clemson	W	14-7	46,571	3-0
O 9	-	-	vs. Navy <sup>1</sup> (FR)	W	17-0	40,000	4-0
O 17	-	-	at Auburn <sup>2</sup>	W	7-3	57,000	5-0
O 24	-	-	Tulane (HC)	W	7-6	45,129	6-0
O 31	8	-	at Duke	W	21-8	45,000	7-0
N 7	7	-	Tennessee	L	14-22	50,763	7-1
N 14	10	2	Alabama	L	7-24	53,505	7-2
N 28	-	-	at Georgia	L	0-7	52,000	7-3

1 - Played in Jacksonville, Fla.

2 - Played in Birmingham, Ala.

## 1965

(H: 5-2, A: 1-1-1, N: 1-0) **7-3-1****GATOR BOWL CHAMPIONS**

Captains: John Battle, Tommy Bleick

DATE	GT	OPP	OPPONENT	W/L	SCORE	ATT	REC
S 18	-	-	at Vanderbilt	T	10-10	22,275	0-0-1
S 25	-	-	Texas A&M	L	10-14	45,843	0-1-1
O 2	-	-	Clemson	W	38-6	46,736	1-1-1
O 9	-	-	at Tulane	W	13-10	35,000	2-1-1
O 16	-	-	Auburn	W	23-14	50,164	3-1-1
O 23	-	-	Navy	W	37-16	49,793	4-1-1
O 30	-	-	Duke (HC)	W	35-23	46,981	5-1-1
N 6	-	-	at Tennessee	L	7-21	52,174	5-2-1
N 13	-	-	Virginia	W	42-19	40,094	6-2-1
N 27	-	-	Georgia	L	7-17	52,013	6-3-1
D 31	-	10	vs. Texas Tech	W	31-21	60,127	7-3-1

**GATOR BOWL** (Jacksonville, Fla.)

D 31 - 10 vs. Texas Tech

## 1966

(H: 7-0, A: 2-1, N: 0-1) **9-2****ORANGE BOWL**

Captains: Jim Breland, Bill Moorer, Billy Schroer, Sammy Burke

DATE	GT	OPP	OPPONENT	W/L	SCORE	ATT	REC
S 17	-	-	Texas A&M	W	38-3	36,215	1-0
S 24	-	-	Vanderbilt	W	42-0	42,260	2-0
O 1	9	-	Clemson	W	13-12	44,735	3-0
O 8	9	8	Tennessee	W	6-3	52,180	4-0
O 15	7	-	at Auburn <sup>1</sup>	W	17-3	54,000	5-0
O 22	6	-	Tulane	W	35-17	44,355	6-0
O 29	6	-	at Duke	W	48-7	42,000	7-0
N 5	5	-	Virginia	W	14-13	42,126	8-0
N 12	5	-	Penn State (HC)	W	21-0	50,172	9-0
N 26	5	7	at Georgia	L	14-23	48,782	9-1

**ORANGE BOWL** (Miami, Fla.)

J 2 8 - vs. Florida

**FINAL RANKING:** 8 (AP), 8 (UPI)

1 - Played in Birmingham, Ala.

**BUD CARSON****Head Coach (1967-71)****5 seasons****Record:** 27-27-0 (.500)

## 1967

(H: 3-3, A: 1-3) **4-6**

Captains: Kim King, David Barber, Randall Edmunds

DATE	GT	OPP	OPPONENT	W/L	SCORE	ATT	REC
S 23	-	-	at Vanderbilt	W	17-10	24,000	1-0
S 30	-	-	TCU	W	24-7	55,299	2-0
O 7	-	-	Clemson	W	10-0	59,588	3-0
O 14	-	-	at Tennessee	L	13-24	55,119	3-1
O 21	-	-	Auburn	L	10-28	59,603	3-2
O 28	-	-	at Tulane	L	12-23	29,643	3-3
N 4	-	-	Duke (HC)	W	19-7	50,103	4-3
N 10	-	-	at Miami (FR)	L	7-49	48,267	4-4
N 18	-	9	Notre Dame	L	3-36	60,024	4-5
N 25	-	-	Georgia	L	14-21	53,699	4-6

**1968** (H: 3-3, A: 1-3) **4-6**
**Captains:** Bill Kinard, Joel Stevenson

DATE	GT	OPP	OPPONENT	W/L	SCORE	ATT	REC
S 21	-	-	TCU	W	17-7	43,273	1-0
S 28	-	15	Miami	L	7-10	44,774	1-1
O 5	-	-	Clemson	W	24-21	56,116	2-1
O 12	-	10	Tennessee	L	7-24	60,011	2-2
O 19	-	-	at Auburn <sup>1</sup>	W	21-20	50,000	3-2
O 26	-	-	Tulane (HC)	W	23-19	47,481	4-2
N 2	-	-	at Duke	L	30-46	25,000	4-3
N 9	-	-	Navy	L	15-35	31,624	4-4
N 16	-	9	at Notre Dame	L	6-34	50,075	4-5
N 30	-	4	at Georgia	L	8-47	59,537	4-6

1 - Played in Birmingham, Ala.

**1969** (H: 4-3, A: 0-3) **4-6**
**Captains:** Gene Spiotta, Renso Perdoni

DATE	GT	OPP	OPPONENT	W/L	SCORE	ATT	REC
S 20	-	-	SMU	W	24-21	46,624	1-0
S 27	-	-	Baylor	W	17-10	37,776	2-0
O 4	-	-	Clemson	L	10-21	50,224	2-1
O 1	-	10	at Tennessee	L	8-26	63,171	2-2
O 18	-	15	Auburn	L	14-17	59,464	2-3
O 25	-	7	at USC	L	18-29	53,341	2-4
N 1	-	-	Duke (HC)	W	20-7	41,113	3-4
N 8	-	-	at Tulane	L	7-14	19,450	3-5
N 15	-	9	Notre Dame	L	20-38	41,104	3-6
N 29	-	-	Georgia	W	6-0	60,106	4-6

**1970** (H: 6-1, A: 2-2, N: 1-0) **9-3**
**SUN BOWL CHAMPIONS**
**Captains:** Jack Williams, Renso Perdoni

DATE	GT	OPP	OPPONENT	W/L	SCORE	ATT	REC
S 12	-	17	South Carolina	W	23-20	51,206	1-0
S 19	-	-	Florida State	W	23-13	50,324	2-0
S 26	19	-	Miami	W	31-21	44,246	3-0
O 3	15	-	Clemson	W	28-7	50,113	4-0
O 10	13	20	Tennessee	L	6-17	59,624	4-1
O 17	16	8	at Auburn	L	7-31	62,391	4-2
O 24	-	-	Tulane	W	20-6	32,129	5-2
O 31	-	-	at Duke	W	24-16	32,650	6-2
N 7	-	-	Navy (HC)	W	30-8	50,105	7-2
N 14	-	1	at Notre Dame	L	7-10	59,075	7-3
N 28	16	-	at Georgia	W	17-7	59,803	8-3

**SUN BOWL** (El Paso, Texas)

D 19 13 19 vs. Texas Tech W 17-9 30,512 9-3

**FINAL RANKING:** 13 (AP), 17 (UPI)

**1971** (H: 5-3, A: 1-2, N: 0-1) **6-6**
**PEACH BOWL**
**Captains:** Brent Cunningham, Jeff Ford

DATE	GT	OPP	OPPONENT	W/L	SCORE	ATT	REC
S 11	17	-	at South Carolina	L	7-24	54,842	0-1
S 18	-	18	Michigan State	W	10-0	50,646	1-1
S 25	-	-	Army	L	13-16	40,123	1-2
O 2	-	-	Clemson	W	24-14	50,239	2-2
O 9	-	13	at Tennessee	L	6-10	63,671	2-3
O 16	-	5	Auburn	L	14-31	60,204	2-4
O 23	-	-	at Tulane	W	24-16	50,248	3-4
O 30	-	-	Duke (HC)	W	21-0	49,886	4-4
N 6	-	-	Navy	W	34-21	44,821	5-4
N 13	-	-	Florida State	W	12-6	44,261	6-4
N 25	-	7	Georgia (I)	L	24-28	60,124	6-5

**PEACH BOWL** (Atlanta, Ga.)

D 30 - 17 vs. Ole Miss L 18-41 36,771 6-6


**BILL FULCHER**
**Head Coach (1972-73)**
**2 seasons**
**Record:** 12-10-1 (.543)

**1972** (H: 5-1-1, A: 1-3, N: 1-0) **7-4-1**
**LIBERTY BOWL CHAMPIONS**
**Captains:** Brad Bourne, Rick Lantz

DATE	GT	OPP	OPPONENT	W/L	SCORE	ATT	REC
S 9	-	15	Tennessee	L	3-34	52,112	0-1
S 16	-	-	South Carolina	W	34-6	48,224	1-1
S 23	-	18	at Michigan State	W	21-16	44,141	2-1
S 30	-	-	Rice	T	36-36	41,179	2-1-1
O 7	-	-	Clemson	W	31-9	50,239	3-1-1
O 21	-	14	at Auburn	L	14-24	60,261	3-2-1
O 28	-	-	Tulane (HC)	W	21-7	48,096	4-2-1
N 4	-	-	at Duke	L	14-20	37,300	4-3-1
N 11	-	-	Boston College	W	42-10	36,114	5-3-1
N 18	-	-	Navy	W	30-7	39,233	6-3-1
D 2	-	-	Georgia	L	7-27	60,241	6-4-1

**LIBERTY BOWL** (Memphis, Tenn.)

D 18 - - vs. Iowa State W 31-30 50,021 7-4-1

**FINAL RANKING:** 20 (AP)

**1973** (H: 4-3, A: 0-3, N: 1-0) **5-6**
**Captains:** Jim Owings, Steve Putnal

DATE	GT	OPP	OPPONENT	W/L	SCORE	ATT	REC
S 15	-	-	at South Carolina	L	28-41	51,584	0-1
S 22	-	1	USC	L	6-23	58,228	0-2
S 29	-	-	Clemson	W	29-21	48,062	1-2
O 6	-	-	Army	W	14-10	50,111	2-2
O 13	-	8	at Tennessee	L	14-20	70,616	2-3
O 20	-	-	Auburn	L	10-24	59,123	2-4
O 27	-	-	at Tulane	L	14-23	66,826	2-5
N 3	-	-	Duke (HC)	W	12-10	47,129	3-5
N 10	-	-	VMI	W	36-7	38,112	4-5
N 17	-	-	Navy <sup>1</sup>	W	26-22	26,235	5-5
D 1	-	-	Georgia	L	3-10	60,316	5-6

1 - Played in Baltimore, Md.



## PEPPER RODGERS

**Head Coach (1974-79)**

**6 seasons**

**Record:** 34-31-2 (.522)

### 1974 (H: 5-2, A: 1-3) **6-5**

**Captains:** Billy Shields, Joe Harris, Randy Rhino

DATE	GT	OPP	OPPONENT	W/L	SCORE	ATT	REC
S 9	-	2	Notre Dame (MON)	L	7-31	44,228	0-1
S 14	-	-	South Carolina	W	35-20	47,171	1-1
S 21	-	15	Pittsburgh	L	17-27	37,361	1-2
S 28	-	-	at Clemson	L	17-21	42,000	1-3
O 5	-	-	Virginia	W	28-24	26,371	2-3
O 12	-	-	North Carolina (HC)	W	29-28	38,413	3-3
O 19	-	5	at Auburn	L	22-31	62,907	3-4
O 26	-	18	Tulane	W	27-7	48,623	4-4
N 2	-	-	at Duke	L	0-9	34,500	4-5
N 16	-	-	Navy	W	22-0	41,132	5-5
N 30	-	-	at Georgia	W	34-14	47,500	6-5

### 1975 (H: 6-2, A: 1-2) **7-4**

**Captains:** Mark Hunter, Rick Gibney, Steve Crawford

DATE	GT	OPP	OPPONENT	W/L	SCORE	ATT	REC
S 13	-	-	at South Carolina	L	17-23	51,428	0-1
S 20	-	-	Miami	W	38-23	32,334	1-1
S 27	-	-	Clemson	W	33-28	46,212	2-1
O 4	-	-	Florida State	W	30-0	35,261	3-1
O 11	-	-	VMI	W	38-10	40,194	4-1
O 18	-	-	Auburn	L	27-31	58,316	4-2
O 25	-	-	at Tulane	W	23-0	63,333	5-2
N 1	-	-	Duke (HC)	W	21-6	44,116	6-2
N 8	-	12	at Notre Dame	L	3-24	59,075	6-3
N 15	-	-	Navy	W	14-13	36,231	7-3
N 27	-	15	Georgia (T)	L	26-42	55,135	7-4

### 1976 (H: 3-3-1, A: 1-3) **4-6-1**

**Captains:** Lucius Sanford, Leo Tierney, Tony Daykin

DATE	GT	OPP	OPPONENT	W/L	SCORE	ATT	REC
S 11	-	-	South Carolina	L	17-27	38,923	0-1-0
S 18	-	3	Pittsburgh	L	14-42	43,424	0-2-0
S 25	-	-	Clemson	T	24-24	43,937	0-2-1
O 2	-	-	Virginia	W	35-14	38,119	1-2-1
O 9	-	-	Tennessee	L	7-42	55,631	1-3-1
O 16	-	-	at Auburn	W	28-10	63,876	2-3-1
O 23	-	-	Tulane	W	28-16	31,214	3-3-1
O 30	-	-	at Duke	L	7-31	30,300	3-4-1
N 6	-	11	Notre Dame (HC)	W	23-14	50,079	4-4-1
N 13	-	-	at Navy	L	28-34	20,010	4-5-1
N 27	-	4	at Georgia	L	10-13	60,500	4-6-1

### 1977 (H: 4-2, A: 2-3) **6-5**

**Captains:** Lucius Sanford, Randy Pass, Freeman Colbert, Lawton Hydrick

DATE	GT	OPP	OPPONENT	W/L	SCORE	ATT	REC
S 10	-	-	at South Carolina	L	0-17	55,934	0-1
S 17	-	-	Miami	W	10-6	31,916	1-1
S 24	-	-	Clemson	L	14-31	50,116	1-2
O 1	-	-	Air Force	W	30-3	30,067	2-2
O 8	-	-	at Tennessee	W	24-8	82,631	3-2
O 15	-	-	at Auburn	W	38-21	54,961	4-2
O 22	-	-	at Tulane	W	38-14	28,345	5-2
O 29	-	-	Duke (HC)	L	24-25	47,131	5-3
N 5	-	5	at Notre Dame	L	14-69	59,075	5-4
N 12	-	-	at Navy	L	16-20	18,590	5-5
N 26	-	-	Georgia	W	16-7	60,104	6-5

### 1978 (H: 5-2, A: 2-2, N: 0-1) **7-5**

**PEACH BOWL**

**Captains:** Eddie Lee Ivery, Donald Patterson, Jeff Shank, Mike Taylor

DATE	GT	OPP	OPPONENT	W/L	SCORE	ATT	REC
S 9	-	-	at Duke	L	10-28	27,865	0-1
S 16	-	-	California	L	22-34	26,577	0-2
S 23	-	-	Tulane	W	27-17	25,805	1-2
S 30	-	-	The Citadel	W	28-0	21,802	2-2
O 7	-	-	South Carolina	W	6-3	36,128	3-2
O 14	-	-	Miami	W	24-19	29,695	4-2
O 21	-	-	at Auburn	W	24-10	59,111	5-2
O 28	-	-	Florida (HC)	W	17-13	44,866	6-2
N 11	-	-	at Air Force	W	42-21	19,564	7-2
N 18	20	10	Notre Dame	L	21-38	54,526	7-3
D 2	-	11	at Georgia	L	28-29	59,700	7-4

**PEACH BOWL (Atlanta, Ga.)**

D 25	-	7	vs. Purdue	L	21-41	20,277	7-5
------	---	---	------------	---	-------	--------	-----

## ACC

## 1979-PRESENT

### 1979 (H: 4-2, A: 0-4-1) **4-6-1**

**Captain:** Tom Daniel

DATE	GT	OPP	OPPONENT	W/L	SCORE	ATT	REC
S 8	-	2	Alabama	L	6-30	57,621	0-1
S 22	-	-	at Florida	T	7-7	60,313	0-1-1
S 29	-	-	William & Mary	W	33-7	28,511	1-1-1
O 6	-	10	at Notre Dame	L	13-21	59,075	1-2-1
O 13	-	-	at Tennessee	L	0-31	85,524	1-3-1
O 20	-	14	Auburn	L	14-38	54,236	1-4-1
O 27	-	-	at Tulane	L	7-12	51,963	1-5-1
N 3	-	-	Duke	W	24-14	23,445	2-5-1
N 10	-	-	at Air Force (HC)	W	21-0	30,113	3-5-1
N 17	-	-	Navy	W	24-14	24,318	4-5-1
N 24	-	-	Georgia	L	3-16	48,781	4-6-1



# BILL CURRY

**Head Coach (1980-86)**
**7 seasons**
**Record: 31-43-4 (.423)**

## 1980 (H: 1-4-1, A: 0-5) **1-9-1**

**Captains:** Ben Utt, Duane Wood, Ken Taylor, Darrell Thomas

DATE	GT	OPP	OPPONENT	W/L	SCORE	ATT	REC
S 6	-	2	at Alabama <sup>1</sup>	L	3-26	78,410	0-1
S 20	-	-	Florida	L	12-45	35,165	0-2
S 27	-	-	Memphis	W	17-8	28,062	1-2
O 4	-	10	at North Carolina	L	0-33	49,750	1-3
O 11	-	-	Tennessee	L	10-23	50,127	1-4
O 18	-	-	at Auburn	L	14-17	57,950	1-5
O 25	-	-	Tulane (HC)	L	14-31	35,119	1-6
N 1	-	-	at Duke	L	12-17	18,200	1-7
N 8	-	1	Notre Dame	T	3-3	41,226	1-7-1
N 15	-	-	Navy	L	8-19	17,631	1-8-1
N 29	-	1	at Georgia	L	20-38	62,800	1-9-1

1 - Played in Birmingham, Ala.

## 1981 (H: 0-6, A: 1-4) **1-10**

**Captains:** David Lutz, Lance Skelton, Mark Bradley, Ken Carney

DATE	GT	OPP	OPPONENT	W/L	SCORE	ATT	REC
S 12	-	4	at Alabama <sup>1</sup>	W	24-21	78,865	1-0
S 19	-	-	at Florida	L	6-27	63,876	1-1
S 26	-	-	Memphis	L	15-28	32,463	1-2
O 3	-	6	North Carolina	L	7-28	39,263	1-3
O 10	-	-	at Tennessee	L	7-10	94,478	1-4
O 17	-	-	Auburn	L	7-31	50,263	1-5
O 24	-	-	at Tulane	L	10-27	37,431	1-6
O 31	-	-	Duke (HC)	L	24-38	30,232	1-7
N 7	-	-	at Notre Dame	L	3-35	59,075	1-8
N 14	-	-	Navy	L	14-20	20,129	1-9
N 28	-	3	Georgia	L	7-44	58,623	1-10

1 - Played in Birmingham, Ala.

## 1982 (H: 3-2, A: 3-3) **6-5**

**Captains:** David Lutz, Sammy Brown, Kevin Brownlee

DATE	GT	OPP	OPPONENT	W/L	SCORE	ATT	REC
S 11	-	4	Alabama	L	7-45	57,126	0-1
S 18	-	-	The Citadel	W	36-7	24,463	1-1
S 25	-	-	at Memphis	W	24-20	15,061	2-1
O 2	-	12	at North Carolina	L	0-41	49,500	2-2
O 9	-	-	at Tulane	W	19-13	34,321	3-2
O 16	-	-	at Auburn	L	0-24	57,000	3-3
O 23	-	-	Tennessee	W	31-21	43,182	4-3
O 30	-	-	Duke (HC)	L	21-38	36,562	4-4
N 6	-	-	Virginia	W	38-32	22,103	5-4
N 13	-	-	at Wake Forest	W	45-7	19,257	6-4
N 27	-	1	at Georgia	L	18-38	82,122	6-5

## 1983 (H: 2-4, A: 1-4) **3-8, 3-2** (3rd, ACC)

**Captains:** Rob Horton, Dean Waters, Ron Rice

DATE	GT	OPP	OPPONENT	W/L	SCORE	ATT	REC
S 10	-	14	at Alabama <sup>1</sup>	L	7-20	77,143	0-1
S 17	-	-	Furman	L	14-17	24,311	0-2
S 24	-	-	at Clemson*	L	14-41	73,000	0-3
O 1	-	5	North Carolina*	L	21-38	34,000	0-4
O 8	-	-	at NC State*	W	20-10	40,800	1-4
O 15	-	5	Auburn	L	13-31	55,112	1-5
O 22	-	-	at Tennessee	L	3-37	94,768	1-6
O 29	-	-	at Duke*	L	26-32	17,650	1-7
N 3	-	-	Virginia* THU	W	31-27	22,032	2-7
N 12	-	-	Wake Forest* (HC)	W	49-33	26,330	3-7
N 26	-	7	Georgia	L	24-27	59,113	3-8

## 1984 (H: 4-2, A: 2-2-1) **6-4-1, 2-2-1** (5th, ACC)

**Captains:** David Bell, Ronnie Chisholm, Robert Lavette

DATE	GT	OPP	OPPONENT	W/L	SCORE	ATT	REC
S 15	-	19	Alabama	W	16-6	56,107	1-0
S 22	-	-	The Citadel	W	48-3	31,684	2-0
S 29	18	13	Clemson*	W	28-21	57,704	3-0
O 6	12	-	NC State*	L	22-27	32,627	3-1
O 13	20	-	at Virginia*	T	20-20	40,067	3-1-1
O 20	-	13	at Auburn	L	34-48	75,216	3-2-1
O 27	-	-	Tennessee	L	21-24	45,167	3-3-1
N 3	-	-	Duke* (HC)	W	31-3	36,393	4-3-1
N 10	-	-	at North Carolina*	L	17-24	47,000	4-4-1
N 17	-	-	at Wake Forest*	W	24-7	22,700	5-4-1
D 1	-	18	at Georgia	W	35-18	82,122	6-4-1

## 1985 (H: 5-2, A: 3-0-1, N: 1-0) **9-2-1, 5-1** (2nd, ACC)

**ALL-AMERICAN BOWL CHAMPIONS**
**Captains:** John Ivemeyer, Ted Roof, Mike Snow

DATE	GT	OPP	OPPONENT	W/L	SCORE	ATT	REC
S 14	-	-	at NC State*	W	28-18	32,100	1-0
S 21	-	-	Virginia*	L	13-24	38,291	1-1
S 28	-	-	at Clemson*	W	14-3	78,000	2-1
O 5	-	-	North Carolina*	W	31-0	35,625	3-1
O 12	-	-	Western Carolina (HC)	W	24-17	36,111	4-1
O 19	-	8	Auburn	L	14-17	57,501	4-2
O 26	-	16	at Tennessee	T	6-6	94,575	4-2-1
N 2	-	-	at Duke*	W	9-0	14,400	5-2-1
N 9	-	-	Chattanooga	W	35-7	25,763	6-2-1
N 16	-	-	Wake Forest*	W	41-10	28,575	7-2-1
N 30	-	20	Georgia	W	20-16	59,602	8-2-1

**ALL-AMERICAN BOWL** (Birmingham, Ala.)

D 31 - vs. Michigan State W 17-14 45,000 9-2-1

**FINAL RANKING:** 19 (AP), 18 (UPI), 18 (USA), 17 (TSN)

## 1986 (H: 4-1-1, A: 1-4) **5-5-1, 3-3** (4th, ACC)

**Captains:** Cory Collier, Kyle Ambrose, Bart Jones

DATE	GT	OPP	OPPONENT	W/L	SCORE	ATT	REC
S 13	-	-	Furman	T	17-17	33,352	0-0-1
S 20	-	-	at Virginia*	W	28-14	34,800	1-0-1
S 27	-	-	Clemson*	L	3-27	46,062	1-1-1
O 4	-	-	at North Carolina*	L	20-21	50,000	1-2-1
O 11	-	17	NC State*	W	59-21	24,110	2-2-1
O 18	-	7	at Auburn	L	10-31	72,500	2-3-1
O 25	-	-	Tennessee	W	14-13	28,432	3-3-1
N 1	-	-	Duke* (HC)	W	34-6	37,102	4-3-1
N 8	-	-	VMI	W	52-6	23,542	5-3-1
N 22	-	-	at Wake Forest*	L	21-24	17,300	5-4-1
N 29	-	18	at Georgia	L	24-31	82,122	5-5-1





## BOBBY ROSS

**Head Coach (1987-91)**

**5 seasons**

**Record:** 31-26-1 (.543)

**1987** (H: 2-5, A: 0-4) **2-9, 0-6** (8th, ACC)

**Captains:** Ivery Lee, Malcolm King

DATE	GT	OPP	OPPONENT	W/L	SCORE	ATT	REC
S 12	-	-	The Citadel	W	51-12	31,211	1-0
S 19	-	-	North Carolina*	L	23-30	33,151	1-1
S 26	-	9	at Clemson*	L	12-33	80,000	1-2
O 3	-	-	at NC State*	L	0-17	36,300	1-3
O 10	-	-	Indiana State	W	38-0	30,039	2-3
O 17	-	5	Auburn	L	10-20	45,559	2-4
O 24	-	13	at Tennessee	L	15-29	93,011	2-5
O 31	-	-	at Duke*	L	14-48	30,800	2-6
N 7	-	-	Virginia* (HC)	L	14-23	38,111	2-7
N 21	-	-	Wake Forest*	L	6-33	21,114	2-8
N 28	-	14	Georgia	L	16-30	45,103	2-9

**1988** (H: 3-3, A: 0-5) **3-8, 0-7** (8th, ACC)

**Captains:** Eric Bearden, Cedric Stallworth

DATE	GT	OPP	OPPONENT	W/L	SCORE	ATT	REC
S 10	-	-	Chattanooga	W	24-10	22,720	1-0
S 17	-	-	at Virginia*	L	16-17	24,800	1-1
S 24	-	12	Clemson*	L	13-30	45,106	1-2
O 1	-	-	NC State*	L	6-14	36,892	1-3
O 8	-	-	at Maryland*	L	8-13	36,969	1-4
O 15	-	8	South Carolina	W	34-0	45,103	2-4
O 22	-	-	at North Carolina*	L	17-20	42,000	2-5
O 29	-	-	Duke* (HC)	L	21-31	40,393	2-6
N 5	-	-	VMI	W	34-7	26,923	3-6
N 12	-	-	at Wake Forest*	L	24-28	21,500	3-7
N 26	-	20	at Georgia	L	3-24	82,011	3-8

**1989** (H: 6-1, A: 1-3) **7-4, 4-3** (14th, ACC)

**Captains:** Jerry Mays, Eric Thomas

DATE	GT	OPP	OPPONENT	W/L	SCORE	ATT	REC
S 9	-	25	at NC State*	L	28-38	40,800	0-1
S 16	-	-	Virginia*	L	10-17	38,062	0-2
S 23	-	-	at South Carolina	L	10-21	70,018	0-3
O 7	-	-	Maryland*	W	28-24	32,062	1-3
O 14	-	14	at Clemson*	W	30-14	82,500	2-3
O 21	-	-	North Carolina* (HC)	W	17-14	41,114	3-3
O 28	-	-	at Duke*	L	19-30	38,621	3-4
N 4	-	-	Western Carolina	W	34-7	28,821	4-4
N 18	-	-	Wake Forest*	W	43-14	26,114	5-4
N 25	-	-	Boston College	W	13-12	28,221	6-4
D 2	-	-	Georgia	W	33-22	46,064	7-4

■ Beginning with 1990, rankings listed are AP / Coaches. The Coaches' Poll was released by UPI in 1990, then USA TODAY beginning in 1991.

**1990** (H: 6-0, A: 4-0-1, N: 1-0) **11-0-1, 7-0** (1st, ACC)

**NATIONAL CHAMPIONS (UPI), ACC CHAMPIONS**

**Captains:** Darryl Jenkins, Jerimiah McClary

DATE	GT	OPP	OPPONENT	W/L	SCORE	ATT	REC
S 8	-	-	NC State*	W	21-13	40,021	1-0
S 22	-	-	Chattanooga	W	44-9	32,911	2-0
S 29	-	25/-	South Carolina	W	27-6	46,011	3-0
O 6	23/18	-	at Maryland*	W	31-3	31,941	4-0
O 13	18/15 15/14	-	Clemson*	W	21-19	46,066	5-0
O 20	11/11	-	at North Carolina*	T	13-13	48,000	5-0-1
O 27	16/12	-	Duke* (HC)	W	48-31	44,061	6-0-1
N 3	16/14 1/1	-	at Virginia*	W	41-38	49,700	7-0-1
N 10	7/7	-	Virginia Tech	W	6-3	43,011	8-0-1
N 17	4/5	-	at Wake Forest*	W	42-7	13,493	9-0-1
D 1	2/3	-	at Georgia	W	40-23	82,122	10-0-1

**FLORIDA CITRUS BOWL** (Orlando, Fla.)

J 1 2/2 19/13 vs. Nebraska W 45-21 73,328 11-0-1

**FINAL RANKING:** 1 (UPI), 1 (TSN), 2 (AP), 2 (USA)

**1991** (H: 5-1, A: 2-3, N: 1-1) **8-5, 5-2** (t2nd, ACC)

**ALOHA BOWL CHAMPIONS**

**Captains:** Mike Mooney, Willie Clay, Steve Pharr

DATE	GT	OPP	OPPONENT	W/L	SCORE	ATT	REC
A 28	*8/6 7/8	vs. Penn State <sup>1</sup> WED	L	22-34	77,409	0-1	
S 14	17/18	-	at Boston College	W	30-14	26,108	1-1
S 19	17/19	-	Virginia* THU	W	24-21	42,192	2-1
S 28	19/18 7/5	at Clemson*	L	7-9	83,500	2-2	
O 5	21/23 19/18	at NC State*	L	21-28	44,105	2-3	
O 12	-	-	Maryland*	W	34-10	42,011	3-3
O 19	-	-	at South Carolina	L	14-23	67,220	3-4
O 26	-	-	North Carolina* (HC)	W	35-14	45,542	4-4
N 2	-	-	at Duke*	W	17-6	38,732	5-4
N 9	-	-	Furman	W	19-17	40,039	6-4
N 16	-	-	Wake Forest*	W	27-3	38,124	7-4
N 30	-	25/-	Georgia	L	15-18	46,053	7-5

**ALOHA BOWL** (Honolulu, Hawaii)

D 25 - 17/17 vs. Stanford W 18-17 34,433 8-5

1 - Kickoff Champ (East Rutherford, N.J.)

\* Preseason poll



## BILL LEWIS

**Head Coach (1992-94)**  
**3 seasons**  
**Record: 11-19 (.367)**



## GEORGE O'LEARY

**Head Coach (1995-2001)**  
**7 seasons**  
**Record: 52-33 (.612)**

### 1992 (H: 4-2, A: 1-4) **5-6, 4-4** (4th, ACC)

**Captains:** Shawn Jones, Coleman Rudolph, Kevin Battle, Steve Pharr

DATE	GT	OPP	OPPONENT	W/L	SCORE	ATT	REC
S 12	24/24	-	Western Carolina	W	37-19	41,911	1-0
S 19	22/20	20/19	at Virginia*	L	24-55	42,100	1-1
S 26	-	16/14	Clemson*	W	20-16	46,033	2-1
O 3	23/23	21/18	NC State*	W	16-13	40,761	3-1
O 10	17/17	-	at Maryland*	W	28-26	26,250	4-1
O 17	16/17	6/6	Florida State*	L	24-29	46,226	4-2
O 24	19/19	-	at North Carolina*	L	14-26	52,800	4-3
O 31	-	-	Duke* (HC)	W	20-17	44,129	5-3
N 7	-	-	at Baylor	L	27-31	38,213	5-4
N 14	-	-	Wake Forest*	L	10-23	40,066	5-5
N 28	-	9/10	at Georgia	L	17-31	85,434	5-6

### 1993 (H: 3-3, A: 2-3) **5-6, 3-5** (6th, ACC)

**Captains:** Tom Johnson, Dorsey Levens

DATE	GT	OPP	OPPONENT	W/L	SCORE	ATT	REC
S 11	-	-	Furman	W	37-3	43,200	1-0
S 16	-	25/23	Virginia* THU	L	14-35	41,300	1-1
S 25	-	-	at Clemson*	L	13-16	75,000	1-2
O 2	-	1/1	at Florida State*	L	0-51	74,611	1-3
O 9	-	-	Maryland*	W	38-0	36,218	2-3
O 16	-	14/13	North Carolina*	L	3-41	39,216	2-4
O 23	-	-	at NC State*	L	23-28	40,123	2-5
O 30	-	-	at Duke*	W	47-14	30,470	3-5
N 6	-	-	Baylor (HC)	W	37-27	42,175	4-5
N 13	-	-	at Wake Forest*	W	38-28	21,113	5-5
N 25	-	-	Georgia (I)	L	10-43	46,018	5-6

### 1994 (H: 1-5, A: 0-5) **1-10, 0-8** (9th, ACC)

**Captains:** Jason Bender, Jamal Cox

DATE	GT	OPP	OPPONENT	W/L	SCORE	ATT	REC
S 1	-	*7/8	Arizona THU	L	14-19	45,112	0-1
S 10	-	-	Western Carolina	W	45-26	40,012	1-1
S 24	-	-	Duke*	L	12-27	40,107	1-2
O 1	-	22/20	at NC State*	L	13-21	43,216	1-3
O 8	-	14/14	at North Carolina*	L	24-31	52,200	1-4
O 15	-	-	Virginia*	L	7-24	38,365	1-5
O 22	-	-	at Maryland*	L	27-42	30,429	1-6
N 5	-	8/6	Florida State*	L	10-41	45,206	1-7
N 12	-	-	at Clemson*	L	10-20	71,000	1-8
N 19	-	-	Wake Forest* (HC)	L	13-20	35,706	1-9
N 25	-	-	at Georgia FR	L	10-48	84,113	1-10

\*Was preseason No. 1 by Sports Illustrated

- George O'Leary was named interim head coach on Nov. 7, 1994, with three games remaining in the season. He was named permanently on Nov. 28, 1994.

### 1995 (H: 4-2, A: 2-3) **6-5, 5-3** (4th, ACC)

**Captains:** Michael Cheever, Donnie Davis, Ryan Stewart

DATE	GT	OPP	OPPONENT	W/L	SCORE	ATT	REC
S 2	-	-	Furman	W	51-7	38,511	1-0
S 7	-	17/15	at Arizona THU	L	19-20	46,786	1-1
S 16	-	16/17	at Virginia*	L	14-41	36,500	1-2
S 28	-	16/17	Maryland* THU	W	31-3	44,137	2-2
O 7	-	-	at Duke*	W	37-21	20,110	3-2
O 14	-	-	North Carolina*	W	27-25	40,201	4-2
O 21	-	1/1	at Florida State*	L	10-42	76,400	4-3
O 28	-	-	Clemson* (HC)	L	3-24	45,245	4-4
N 4	-	-	at Wake Forest*	W	24-23	23,114	5-4
N 11	-	-	NC State*	W	27-19	33,121	6-4
N 23	-	-	Georgia (I)	L	17-18	46,205	6-5

### 1996 (H: 4-2, A: 1-4) **5-6, 4-4** (5th, ACC)

**Captains:** Curtis McGee, Nathan Perryman

DATE	GT	OPP	OPPONENT	W/L	SCORE	ATT	REC
S 7	-	-	at NC State*	W	28-16	41,500	1-0
S 14	-	-	Wake Forest*	W	30-10	45,750	2-0
S 21	-	11/13	at North Carolina*	L	0-16	50,000	2-1
S 26	-	-	Duke* THU	W	48-22	44,145	3-1
O 5	-	12/11	Virginia*	W	13-7	44,900	4-1
O 19	22/24	-	at Clemson*	L	25-28	70,000	4-2
O 26	-	-	UCF (HC)	W	27-20	43,610	5-2
N 2	-	3/2	Florida State*	L	3-49	46,311	5-3
N 14	-	-	at Maryland* THU	L	10-13	22,510	5-4
N 23	-	-	Navy	L	26-36	44,415	5-5
N 30	-	-	at Georgia	L	10-19	78,062	5-6

### 1997 (H: 3-2, A: 3-3, N: 1-0) **7-5, 5-3** (3rd, ACC)

#### CARQUEST BOWL CHAMPIONS

**Captains:** Keith Brooking, Ken Celaj, Ron Rogers, Harvey Middleton

DATE	GT	OPP	OPPONENT	W/L	SCORE	ATT	REC
S 6	-	11/13	at Notre Dame	L	13-17	80,225	0-1
S 20	-	-	at Wake Forest*	W	28-26	22,832	1-1
S 27	-	17/21	Clemson*	W	23-20	45,275	2-1
O 4	-	-	at Boston College	W	42-14	38,462	3-1
O 11	25/-	-	NC State* (HC)	W	27-17	44,915	4-1
O 18	21/25	3/3	at Florida State*	L	0-38	78,157	4-2
O 30	-	5/5	North Carolina* THU	L	13-16	45,126	4-3
N 8	-	-	at Virginia*	L	31-35	41,000	4-4
N 15	-	-	at Duke*	W	41-38	22,638	5-4
N 22	-	-	Maryland*	W	37-18	35,267	6-4
N 29	-	14/14	Georgia	L	24-27	46,015	6-5

#### CARQUEST BOWL (Miami Gardens, Fla.)

D 29 - - vs. West Virginia W 35-30 28,262 7-5

**FINAL RANKING:** 25 (AP)


**1998** (H: 4-2, A: 5-0, N: 1-0) **10-2, 7-1** (1st, ACC)

**GATOR BOWL CHAMPIONS, ACC CO-CHAMPIONS**
**Captains:** Jerry Caldwell, Charlie Rogers, Kofi Smith

DATE	GT	OPP	OPPONENT	W/L	SCORE	ATT	REC
S 5	-	-	Boston College	L	31-41	38,229	0-1
S 12	-	-	New Mexico State	W	42-7	36,382	1-1
S 26	-	-	at North Carolina*	W	43-21	59,500	2-1
O 3	-	-	Duke*	W	41-13	35,724	3-1
O 10	-	23/23	at NC State*	W	47-24	48,600	4-1
O 17	25/25	7/6	Virginia* (HC)	W	41-38	46,018	5-1
O 24	20/19	6/6	Florida State*	L	7-34	46,362	5-2
O 31	23/24	-	at Maryland*	W	31-14	25,183	6-2
N 12	22/23	-	at Clemson* THU	W	24-21	62,000	7-2
N 21	21/21	-	Wake Forest*	W	63-35	40,110	8-2
N 28	17/18	12/12	at Georgia	W	21-19	86,117	9-2

**TOYOTA GATOR BOWL** (Jacksonville, Fla.)

J 1 12/12 17/18 vs. Notre Dame W 35-28 70,791 10-2

**FINAL RANKING:** 9 (AP), 11 (USA)

1 – Played in Baltimore, Md.

**1999** (H: 6-0, A: 2-3, N: 0-1) **8-4, 5-3** (t2nd, ACC)

**GATOR BOWL**
**Captains:** Joe Hamilton, Travares Tillman

DATE	GT	OPP	OPPONENT	W/L	SCORE	ATT	REC
S 4	10/11	-	Navy	W	49-14	30,311	1-0
S 11	10/10	1/1	at Florida State*	L	35-41	80,187	1-1
S 18	12/13	-	UCF	W	41-10	45,355	2-1
S 30	10/12	-	Maryland* THU	W	49-31	44,612	3-1
O 9	7/8	-	North Carolina* (HC)	WOT	31-24	46,110	4-1
O 16	8/9	-	at Duke*	W	38-31	16,648	5-1
O 30	7/7	-	NC State*	W	48-21	46,012	6-1
N 6	7/7	-	at Virginia*	L	38-45	44,500	6-2
N 13	13/14	-	Clemson*	W	45-42	46,085	7-2
N 20	14/12	-	at Wake Forest*	L	23-26	25,230	7-3
N 27	20/16	16/21	Georgia	WOT	51-48	46,450	8-3

**TOYOTA GATOR BOWL** (Jacksonville, Fla.)

J 1 17/15 23/23 vs. Miami L 13-28 43,416 8-4

**FINAL RANKING:** 21 (AP), 20 (USA)

**2000** (H: 5-1, A: 4-1, N: 0-1) **9-3, 6-2** (t2nd, ACC)

**CHICK-FIL-A PEACH BOWL**
**Captains:** Chris Brown, Felipe Claybrooks, Brent Key, Jon Muires

DATE	GT	OPP	OPPONENT	W/L	SCORE	ATT	REC
A 27	-	11/10	at Virginia Tech <sup>1</sup> – canceled (weather)				
S 2	-	-	UCF	W	21-17	40,993	1-0
S 9	-	2/2	Florida State*	L	21-26	46,381	1-1
S 16	-	-	Navy	W	40-13	46,032	2-1
S 21	-	-	at NC State* THU	LOT	23-30	49,857	2-2
S 30	-	-	at North Carolina*	W	42-28	52,000	3-2
O 14	-	-	Wake Forest* (HC)	W	52-20	43,829	4-2
O 21	-	-	Duke*	W	45-10	36,908	5-2
O 28	25/-	5/4	at Clemson*	W	31-28	84,000	6-2
N 9	24/-	-	Virginia* THU	W	35-0	41,885	7-2
N 18	20/22	-	at Maryland*	W	35-22	24,701	8-2
N 25	18/19	19/18	at Georgia	W	27-15	85,912	9-2

**CHICK-FIL-A PEACH BOWL** (Atlanta, Ga.)

D 29 15/17 - vs. LSU L 14-28 73,614 9-3

**FINAL RANKING:** 17 (AP), 19 (USA)

1 – BCA Bowl in Blacksburg (Va.) game canceled because of weather

**2001** (H: 3-3, A: 3-2, N: 2-0) **8-5, 4-4** (t4th, ACC)

**SEATTLE BOWL CHAMPIONS**
**Captains:** George Godsey, Sean Gregory, Ross Mitchell,

Nick Rogers, Chris Young

DATE	GT	OPP	OPPONENT	W/L	SCORE	ATT	REC
A 26	10/13	-	vs. Syracuse <sup>1</sup>	W	13-7	41,517	1-0
S 1	11/14	-	The Citadel	W	35-7	41,804	2-0
S 8	10/13	-	at Navy	W	70-7	30,602	3-0
S 29	9/11	2/25	Clemson*	LOT	44-47	41,924	3-1
O 6	17/17	-	at Duke*	W	37-10	10,431	4-1
O 11	15/15	22/20	Maryland* THU	LOT	17-20	40,574	4-2
O 20	23/25	-	NC State* (HC)	W	27-17	41,942	5-2
N 1	23/21	22/-	North Carolina* THU	W	28-12	41,893	6-2
N 10	20/17	-	Virginia*	L	38-39	52,494	6-3
N 17	2/23	-	at Wake Forest*	W	38-33	24,263	7-3
N 24	21/19	19/23	Georgia	L	17-31	41,974	7-4
D 1	-	-	at Florida State* <sup>2</sup>	L	17-28	82,269	7-5

**SEATTLE BOWL** (Seattle, Wash.)

 D 27 - 11/11 vs. Stanford<sup>3</sup> W 24-14 30,144 8-5

**FINAL RANKING:** 24 (AP)

1 – Kickoff Classic (East Rutherford, N.J.)

2 – Game originally scheduled for Sept. 15 but postponed to Dec. 1

3 – Mac McWhorter served as interim head coach after George O'Leary resigned


**CHAN GAILEY**
**Head Coach (2002-07)**
**6 seasons**
**Record:** 44-32 (.579)

**2002** (H: 4-2, A: 3-3, N: 0-1) **7-6, 4-4** (t5th, ACC)

**SILICON VALLEY CLASSIC**
**Captains:** Jeremy Muires, Raymond Roberts-Blake, Kerry Watkins,

Ricardo Wimbusch

DATE	GT	OPP	OPPONENT	W/L	SCORE	ATT	REC
A 31	-	-	Vanderbilt	W	45-3	43,719	1-0
S 7	-	-	at Connecticut	W	31-14	16,751	2-0
S 14	-	-	at Clemson*	L	19-24	78,000	2-1
S 21	-	-	BYU	W	28-19	43,719	3-1
S 28	-	-	at North Carolina*	W	21-13	57,000	4-1
O 5	-	-	Wake Forest*	L	21-24	43,719	4-2
O 17	-	-	at Maryland* THU	L	10-34	41,766	4-3
O 26	-	-	Virginia* (HC)	W	23-15	42,727	5-3
N 2	-	10/8	at NC State*	W	24-17	51,500	6-3
N 9	-	17/18	Florida State*	L	13-21	43,719	6-4
N 16	-	-	Duke*	W	17-2	41,335	7-4
N 30	-	5/5	at Georgia	L	7-51	86,520	7-5

**SILICON VALLEY CLASSIC** (San Jose, Calif.)

D 31 - - vs. Fresno State L 21-30 10,132 7-6

**2003** (H: 4-2, A: 2-4, N: 1-0) **7-6, 4-4** (4th, ACC) **2006** (H: 6-1, A: 3-2, N: 0-2) **9-5, 7-1** (1st, Coastal)**HUMANITARIAN BOWL CHAMPIONS**

Captains: John Paul Foschi, Hugh Reilly, Daryl Smith

DATE	GT	OPP	OPPONENT	W/L	SCORE	ATT	REC
A 28	-	-	at BYU THU	L	13-24	61,930	0-1
S 6	-	17/19	Auburn	W	17-3	55,000	1-1
S 13	-	10/11	at Florida State*	L	13-14	82,133	1-2
S 20	-	-	Clemson*	L	3-39	53,189	1-3
S 27	-	-	at Vanderbilt	WOT	24-17	25,007	2-3
O 4	-	-	NC State* (HC)	W	29-21	50,113	3-3
O 11	-	-	at Wake Forest*	W	24-7	27,382	4-3
O 23	-	-	Maryland* THU	W	7-3	51,524	5-3
N 8	-	-	at Duke*	L	17-41	12,976	5-4
N 15	-	-	North Carolina*	W	41-24	52,346	6-4
N 22	-	-	at Virginia*	L	17-29	58,526	6-5
N 29	-	5/5	Georgia	L	17-34	55,000	6-6
J 4	-	-	vs. Tulsa	W	52-10	23,118	7-6

**2004** (H: 3-3, A: 3-2, N: 1-0) **7-5, 4-4** (6th, ACC)**CHAMPS SPORTS BOWL CHAMPIONS**

Captains: James Butler, Nate Curry, Andy Tidwell-Neal

DATE	GT	OPP	OPPONENT	W/L	SCORE	ATT	REC
S 4	-	-	Samford	W	28-7	43,100	1-0
S 11	-	20/18	at Clemson*	W	28-24	82,000	2-0
S 18	-	-	at North Carolina*	L	13-34	46,250	2-1
O 2	-	4/4	Miami*	L	3-27	55,000	2-2
O 9	-	23/23	at Maryland*	W	20-7	52,733	3-2
O 16	-	-	Duke* (HC)	W	24-7	46,856	4-2
O 28	-	22/22	Virginia Tech* THU	L	20-34	48,398	4-3
N 6	-	-	at NC State*	W	24-14	56,800	5-3
N 13	-	-	Connecticut	W	30-10	43,577	6-3
N 20	-	18/18	Virginia*	L	10-30	43,971	6-4
N 27	-	8/7	at Georgia	L	13-19	92,746	6-5

**CHAMPS SPORTS BOWL** (Orlando, Fla.)

D 21	-	-	vs. Syracuse	W	51-14	28,237	7-5
------	---	---	--------------	---	-------	--------	-----

**2005** (H: 4-2, A: 3-2, N: 0-1) **7-5, 5-3** (3rd, Coastal)**EMERALD BOWL**

Captains: P.J. Daniels, Eric Henderson, Chris Reis, Gerris Wilkinson

DATE	GT	OPP	OPPONENT	W/L	SCORE	ATT	REC
S 3	-	16/15	at Auburn	W	23-14	87,451	1-0
S 10	17/21	-	North Carolina*	W	27-21	46,459	2-0
S 17	16/18	-	UConn	W	28-13	48,770	3-0
S 24	15/15	4/4	at Virginia Tech*	L	7-51	65,115	3-1
O 6	24/23	-	NC State* THU	L	14-17	51,432	3-2
O 15	-	-	at Duke*	W	35-10	17,451	4-2
O 29	-	-	Clemson* (HC)	W	10-9	55,000	5-2
N 5	-	-	Wake Forest*	W	30-17	51,571	6-2
N 12	24/24	-	at Virginia*	L	17-27	60,061	6-3
N 19	-	3/3	at Miami*	W	14-10	53,764	7-3
N 26	20/24	13/13	Georgia	L	7-14	56,412	7-4

**EMERALD BOWL** (San Francisco, Calif.)

D 29	24/24	-	vs. Utah	L	10-38	25,742	7-5
------	-------	---	----------	---	-------	--------	-----

**GATOR BOWL****ACC COASTAL DIVISION CHAMPIONS**

Captains: Joe Anoa'i, Reggie Ball, Calvin Johnson

DATE	GT	OPP	OPPONENT	W/L	SCORE	ATT	REC
S 2	-	2/73	Notre Dame	L	10-14	56,680	0-1
S 9	-	-	Samford	W	38-6	47,149	1-1
S 16	-	-	Troy	W	35-20	45,637	2-1
S 21	-	-	Virginia* THU	W	24-7	51,081	3-1
S 30	24/	11/10	at Virginia Tech*	W	38-27	66,233	4-1
O 7	18/20	-	Maryland*	W	27-23	51,686	5-1
O 21	13/13	12/12	at Clemson*	L	7-31	83,000	5-2
O 28	21/21	-	Miami* (HC)	W	30-23	55,320	6-2
N 4	20/20	-	at NC State*	W	31-23	56,837	7-2
N 11	24/24	-	at North Carolina*	W	7-0	41,000	8-2
N 18	18/18	-	Duke*	W	49-21	46,768	9-2
N 25	16/16	-	at Georgia	L	12-15	92,746	9-3

**ACC CHAMPIONSHIP GAME** (Jacksonville, Fla.)

D 2	23/22	16/16	vs. Wake Forest	L	6-9	62,850	9-4
-----	-------	-------	-----------------	---	-----	--------	-----

**TOYOTA GATOR BOWL** (Jacksonville, Fla.)

J 1	-	2/5	13/12	vs. West Virginia	L	35-38	67,714	9-5
-----	---	-----	-------	-------------------	---	-------	--------	-----

**2007** (H: 4-3, A: 3-2, N: 0-1) **7-6, 4-4** (3rd, Coastal)**HUMANITARIAN BOWL**

Captains: Tashard Choice, Kevin Tuminello, Philip Wheeler

DATE	GT	OPP	OPPONENT	W/L	SCORE	ATT	REC
S 1	-	-	at Notre Dame	W	33-3	80,795	1-0
S 8	21/21	-	Samford	W	69-14	43,288	2-0
S 15	15/15	21/19	Boston College*	L	10-24	51,112	2-1
S 22	-	-	at Virginia*	L	23-28	57,681	2-2
S 29	-	13/13	Clemson*	W	13-3	54,635	3-2
O 6	-	-	at Maryland*	L	26-28	47,527	3-3
O 13	-	-	at Miami*	W	17-14	52,416	4-3
O 20	-	-	Army (HC)	W	34-10	50,242	5-3
N 1	-	11/13	Virginia Tech* THU	L	3-27	52,202	5-4
N 10	-	-	at Duke*	W	41-24	18,788	6-4
N 17	-	-	North Carolina*	W	27-25	45,490	7-4
N 24	-	6/7	Georgia	L	17-31	54,990	7-5

**ROADY'S HUMANITARIAN BOWL** (Boise, Idaho)

D 31	-	-	vs. Fresno State#	L	28-40	27,062	7-6
------	---	---	-------------------	---	-------	--------	-----

# Jon Tenuta served as interim coach at Roady's Humanitarian Bowl



**PAUL JOHNSON**  
**2008-2018**  
**11 seasons**  
**Record: 82-60 (.578)**

**2008** (H: 6-1, A: 3-2, N: 0-1) **9-4, 5-3** (1st, Coastal)

**CHICK-FIL-A BOWL**

**Captains:** Andrew Gardner, Michael Johnson, Darryl Richard

DATE	GT	OPP	OPPONENT	W/L	SCORE	ATT	REC
A 28	-	-	Jacksonville State THU	W	41-14	45,706	1-0
S 6	-	-	at Boston College*	W	19-16	40,106	2-0
S 13	-	-	at Virginia Tech*	L	17-20	66,233	2-1
S 20	-	-	Mississippi State	W	38-7	48,402	3-1
O 4	-	-	Duke*	W	27-0	46,104	4-1
O 11	-	-	Gardner-Webb	W	10-7	41,929	5-1
O 18	-	-	at Clemson*	W	21-17	81,500	6-1
O 25	21/21	-	Virginia* (HC)	L	17-24	47,416	6-2
N 1	-	16/16	Florida State*	W	31-28	53,528	7-2
N 8	22/20	19/19	at North Carolina*	L	7-28	59,000	7-3
N 20	-	23/iv	Miami* THU	W	41-23	49,335	8-3
N 29	18/23	13/13	at Georgia	W	45-42	92,746	9-3

**CHICK-FIL-A BOWL** (Atlanta, Ga.)

D 31	14/15	-	vs. LSU	L	3-38	71,423	9-4
------	-------	---	---------	---	------	--------	-----

**FINAL RANKING:** 22nd (AP)

**2009** (H: 5-1, A: 5-1, N: 0-1) **10-3, 7-1** (1st, Coastal)

**ACC COASTAL CHAMPIONS, ORANGE BOWL**

**Captains:** Morgan Burnett, Derrick Morgan, Joshua Nesbitt

DATE	GT	OPP	OPPONENT	W/L	SCORE	ATT	REC
S 5	15/15	-	Jacksonville State	W	37-17	46,131	1-0
S 10	15/13	-	Clemson* THU	W	30-27	52,029	2-0
S 17	14/13	22/20	at Miami* THU	L	17-33	45,329	2-1
S 26	-	22/18	North Carolina*	W	24-7	50,114	3-1
O 3	25/iv	-	at Mississippi State	W	42-31	50,035	4-1
O 10	22/23	-	at Florida State*	W	49-44	76,292	5-1
O 17	19/20	4/4	Virginia Tech* (HC)	W	28-23	54,405	6-1
O 24	11/13	-	at Virginia*	W	34-9	43,016	7-1
O 31	11/11	-	at Vanderbilt	W	56-31	30,262	8-1
N 7	10/11	-	Wake Forest*	WOT	30-27	51,415	9-1
N 14	7/7	-	at Duke*	W	49-10	5,899	10-1
N 28	7/7	-	Georgia	L	24-30	55,407	10-2

**ACC CHAMPIONSHIP GAME** (Tampa, Fla.)

D 5#	12/12	25/iv	vs. Clemson	W	39-34	57,227	11-2
------	-------	-------	-------------	---	-------	--------	------

**FEDEX ORANGE BOWL** (Miami Gardens, Fla.)

J 5	9/10	10/11	vs. Iowa	L	14-24	66,131	11-3
-----	------	-------	----------	---	-------	--------	------

**FINAL RANKING:** 13th (AP), 13th (USA TODAY)

#ACC Championship later vacated

**2010** (H: 4-2, A: 2-4, N: 0-1) **6-7, 4-4** (3rd, Coastal)

**INDEPENDENCE BOWL**

**Captains:** Brad Jefferson, Joshua Nesbitt

DATE	GT	OPP	OPPONENT	W/L	SCORE	ATT	REC
S 4	16/17	-	South Carolina State	W	41-10	51,668	1-0
S 11	15/17	-	at Kansas	L	25-28	46,907	1-1
S 18	-	-	at North Carolina*	W	30-24	58,500	2-1
S 25	-	-	NC State*	L	28-45	48,825	2-2
O 2	-	-	at Wake Forest*	W	24-20	30,263	3-2
O 9	-	-	Virginia* (HC)	W	33-21	48,016	4-2
O 16	-	-	Middle Tennessee	W	42-14	40,652	5-2
O 23	-	-	at Clemson*	L	13-27	77,000	5-3
N 4	-	20/20	at Virginia Tech* THU	L	21-28	66,233	5-4
N 13	-	-	Miami*	L	10-35	47,425	5-5
N 20	-	-	Duke*	W	30-20	42,110	6-5
N 27	-	-	at Georgia	L	34-42	92,746	6-6

**ADVOCARE V100 INDEPENDENCE BOWL** (Shreveport, La.)

D 27	-	-	Air Force	L	7-14	39,362	6-7
------	---	---	-----------	---	------	--------	-----

**2011** (H: 5-2, A: 3-2, N: 0-1) **8-5, 5-3** (2nd, Coastal)

**SUN BOWL**

**Captains:** Julian Burnett, Roddy Jones, Steven Sylvester

DATE	GT	OPP	OPPONENT	W/L	SCORE	ATT	REC
S 1	-	-	Western Carolina (THU)	W	63-21	42,132	1-0
S 10	-	-	at Middle Tennessee	W	49-21	30,502	2-0
S 17	-	-	Kansas	W	66-24	42,025	3-0
S 24	25/24	iv/25	North Carolina*	W	35-28	46,849	4-0
O 1	21/21	-	at NC State*	W	45-35	55,811	5-0
O 8	13/13	-	Maryland*	W	21-16	45,905	6-0
O 15	12/12	-	at Virginia*	L	21-24	47,692	6-1
O 22	20/19	-	at Miami*	L	7-24	43,716	6-2
O 29	-	6/6	Clemson* (HC)	W	31-17	55,646	7-2
N 10	20/19	10/9	Virginia Tech* THU	L	26-37	50,140	7-3
N 19	iv/23	-	at Duke*	W	38-31	18,747	8-3
N 26	25/21	13/14	Georgia	L	17-31	54,925	8-4

**HYUNDAI SUN BOWL** (El Paso, Texas)

D 31	-	-	vs. Utah	L	OT 27-30	48,123	8-5
------	---	---	----------	---	----------	--------	-----

**2012** (H: 4-3, A: 2-3, N: 1-1) **7-7, 5-3** (1st, Coastal)

**ACC COASTAL CHAMPIONS, SUN BOWL CHAMPIONS**

**Captains:** Izaan Cross, Omoregie Uzzi, Tevin Washington

DATE	GT	OPP	OPPONENT	W/L	SCORE	ATT	REC
S 3	iv/iv	16/20	at Virginia Tech* MON	L	OT 17-20	65,632	0-1
S 8	iv/iv	-	Presbyterian	W	59-3	41,678	1-1
S 15	iv/iv	-/iv	Virginia*	W	56-20	44,225	2-1
S 22	-	-	Miami*	L	OT 36-42	50,390	2-2
S 29	-	-	Middle Tennessee	L	28-49	39,270	2-3
O 6	-	15/15	at Clemson*	L	31-47	82,873	2-4
O 20	-	-	Boston College*	W	37-17	40,112	3-4
O 27	-	-	BYU (HC)	L	17-41	50,103	3-5
N 3	-	-	at Maryland*	W	33-13	33,471	4-5
N 10	-	-	at North Carolina*	W	68-50	50,000	5-5
N 17	-	-	Duke*	W	42-24	41,904	6-5
N 24	-	3/3	at Georgia	L	10-42	92,746	6-6

**ACC CHAMPIONSHIP GAME** (Charlotte, N.C.)

D 1	-	13/12	vs. Florida State	L	15-21	64,778	6-7
-----	---	-------	-------------------	---	-------	--------	-----

**HYUNDAI SUN BOWL** (El Paso, Texas)

D 31	-	iv/iv	vs. USC	W	21-7	47,922	7-7
------	---	-------	---------	---	------	--------	-----





2013 (H: 5-2, A: 2-3, N: 0-1) 7-6, 5-3 (2nd, Coastal)

MUSIC CITY BOWL

Captains: Jeremiah Attaochu, David Sims, Jemea Thomas

Table with columns: DATE, GT, OPP, OPPONENT, W/L, SCORE, ATT, REC. Rows include games against Elon, Duke, North Carolina, Virginia Tech, Miami, BYU, Syracuse, Virginia, Pittsburgh, Alabama A&M, Georgia, and Ole Miss.

2014 (H: 5-1, A: 5-1, N: 1-1) 11-3, 6-2 (1st, Coastal)

ACC COLLEGE CHAMPIONS, ORANGE BOWL CHAMPIONS

Captains: Shaquille Mason, Quayshawn Nealy, Justin Thomas

Table with columns: DATE, GT, OPP, OPPONENT, W/L, SCORE, ATT, REC. Rows include games against Wofford, Tulane, Georgia Southern, Virginia Tech, Miami, Duke, North Carolina, Pittsburgh, Virginia, NC State, Clemson, and Georgia.

ACC CHAMPIONSHIP GAME (Charlotte, N.C.)

D 6 12/12 2/2 vs. Florida State L 35-37 64,808 10-3

CAPITAL ONE ORANGE BOWL (Miami Gardens, Fla.)

D 31 10/9 8/8 vs. Mississippi State W 49-34 58,211 11-3

FINAL RANKING: 8th (AP), 7th (Coaches)

2015 (H: 3-4, A: 0-5) 3-9, 1-7 (7th, Coastal)

Captains: Justin Thomas, D.J. White, Adam Gotsis

Table with columns: DATE, GT, OPP, OPPONENT, W/L, SCORE, ATT, REC. Rows include games against Alcorn State, Tulane, Notre Dame, Duke, North Carolina, Clemson, Pittsburgh, Florida State, Virginia, Virginia Tech, Miami, and Georgia.

\*Preseason poll

2016 (H: 5-2, A: 2-2, N: 2-0) 9-4, 4-4 (5th, Coastal)

TAXSLAYER BOWL CHAMPIONS

Captains: Justin Thomas, Patrick Gamble, Harrison Butker

Table with columns: DATE, GT, OPP, OPPONENT, W/L, SCORE, ATT, REC. Rows include games against Boston College, Mercer, Vanderbilt, Clemson, Miami, Pittsburgh, Georgia Southern, Duke, North Carolina, Virginia, and Georgia.

TAXSLAYER BOWL (Jacksonville, Fla.)

D 31 - - vs. Kentucky W 33-18 43,102 9-4

^ - Aviva Stadium (Dublin, Ireland)

2017 (H: 5-1, A: 0-4, N: 0-1) 5-6, 4-4 (3rd, Coastal)

Captains: TaQuon Marshall, KeShun Freehman, Lawrence Austin

Table with columns: DATE, GT, OPP, OPPONENT, W/L, SCORE, ATT, REC. Rows include games against Tennessee, Jacksonville State, UCF, Pittsburgh, North Carolina, Wake Forest, Clemson, Virginia, Virginia Tech, and Georgia.

1 - Chick-fil-A Kickoff Game (Mercedes-Benz Stadium - Atlanta, Ga.)

2018 (H: 4-2, A: 3-3, N: 0-1) 7-6, 5-3 (2nd, Coastal)

Captains: TaQuon Marshall, Brant Mitchell


Table with columns: DATE, GT, OPP, OPPONENT, W/L, SCORE, ATT, REC. Rows include games against Alcorn State, USF, Pittsburgh, Clemson, Bowling Green, Louisville, Duke, Virginia Tech, North Carolina, Miami, Virginia, and Georgia.

QUICK LANE BOWL (Detroit, Mich.)

D 26 - - vs. Minnesota (WED) L 10-34 27,228 7-6

KEY

- \* - Conference game
MON - Monday
TUE - Tuesday
WED - Wednesday
THU - Thursday
FR - Friday
HC - Homecoming
T - Thanksgiving



## GEOFF COLLINS

**2019-PRESENT**

**3 season**

**Record:** 9-25 (.265)

### 2019 (H: 2-5, A: 1-4, N: 0-0) **3-9, 2-6** (7th, Coastal)

**Captains:** David Curry, Tyler Davis, Nathan Cottrell, Jared Southerns

DATE	GT	OPP	OPPONENT	W/L	SCORE	ATT	REC
A 29	-	1/1	at Clemson* THU	L	52-14	79,118	0-1
S 7	-	-	South Florida	W	14-10	46,599	1-1
S 14	-	-	The Citadel	LOT	27-24	42,871	1-2
S 28	-	-	at Temple	L	24-2	31,094	1-3
O 5	-	-	North Carolina*	L	38-22	45,044	1-4
O 12	-	-	at Duke*	L	41-23	21,741	1-5
O 19	-	-	at Miami*	WOT	28-21	54,106	2-5
N 2	-	-	Pitt* (HC)	L	20-10	41,219	2-6
N 9	-	rv/rv	at Virginia*	L	33-28	44,596	2-7
N 16	-	rv/rv	Virginia Tech*	L	45-0	43,263	2-8
N 21	-	-	NC State* THU	W	28-26	38,198	3-8
N 30	-	4/4	Georgia	L	52-7	55,000	3-9

### 2020 (H: 2-4, A: 1-3, N: 0-0) **3-7, 3-6** (11th, ACC)

**Captains:** David Curry, Jeff Sims, Zach Quinney, Ryan Johnson

DATE	GT	OPP	OPPONENT	W/L	SCORE	ATT	REC
S 12	-	-	at Florida State*	W	16-13	17,538	1-0
S 19	-	14/14	Central Florida	L	21-49	11,000	1-1
S 26	-	-	at Syracuse*	L	20-37	N/A	1-2
O 9	-	-	Louisville* FRI	W	46-27	11,000	2-2
O 17	-	1/1	Clemson*	L	77-3	11,000	2-3
O 24	-	-	at Boston College*	L	48-27	N/A	2-4
O 19	-	4/4	Notre Dame*	L	31-13	11,000	2-5
N 28	-	-	Duke*	W	56-33	11,000	3-5
D 5	-	-	at NC State*	L	23-13	4,032	3-6
D 10	-	-	Pitt*	L	34-20	11,000	2-8

### 2021 (H: 2-5, A: 1-4, N: 0-0) **3-9, 2-6** (7th, Coastal)

**Captains:** Djimon Brooks, Devin Cochran, Ayinde Eley, Ryan Johnson

DATE	GT	OPP	OPPONENT	W/L	SCORE	ATT	REC
S 4	-	-	Northern Illinois	L	21-22	33,651	0-1
S 11	-	-	Kennesaw State	W	45-17	35,195	1-1
S 18	-	6/6	at Clemson*	L	8-14	81,500	1-2
S 25	-	21/20	North Carolina*1	W	45-22	37,450	2-2
O 2	-	-	Pitt*	L	21-52	36,383	2-3
O 9	-	-	at Duke*	W	31-27	11,849	3-3
O 23	-	rv/rv	at Virginia*	L	40-48	45,837	3-4
O 30	-	-	Virginia Tech*	L	17-26	35,543	3-5
N 6	-	-	at Miami (Fla.)*	L	30-33	48,161	3-6
N 13	-	-	Boston College*	L	30-41	31,511	3-7
N 20	-	6/6	at Notre Dame	L	0-55	70,011	3-8
N 27	-	1/1	Georgia	L	0-45	54,400	3-9

1 - Mayhem at Mercedes-Benz (Mercedes-Benz Stadium - Atlanta, Ga.)



OPPONENT	OVERALL	H	A	N	STRK	-LAST MEETING-	
						RESULT	DATE
Air Force	3-1	2-0	1-0	0-1	L1	L, 7-14	2010
Alabama	21-28-3	15-15-3	6-13	0-0	W1	W, 16-6	1984
Alabama A&M	1-0	1-0	0-0	0-0	W1	W, 66-7	2013
Alcorn State	2-0	2-0	0-0	0-0	W2	W, 41-0	2018
Arizona	0-2	0-1	0-1	0-0	L2	L, 19-20	1995
Arkansas	1-1	0-0	0-0	1-1	L1	L, 7-14	1960
Army	3-1	3-1	0-0	0-0	W2	W, 34-10	2007
Auburn	41-47-4	35-37-4	6-10	0-0	W2	W, 23-14	2005
Baylor	3-1	2-0	0-1	1-0	W1	W, 37-27	1993
Boston College	7-4	3-3	3-1	1-0	L2	L, 41-30	2021
Bowling Green	1-0	1-0	0-0	0-0	W1	W, 63-17	2018
BYU	1-3	1-1	0-2	0-0	L3	L, 20-38	2013
California	3-4	2-2	0-2	1-0	L1	L, 22-34	1978
Chattanooga	8-0	8-0	0-0	0-0	W8	W, 44-9	1990
The Citadel	10-1	8-1	2-0	0-0	L1	L, 27-24 (OT)	2019
<b>CLEMSON</b>	<b>50-34-2</b>	<b>44-16-2</b>	<b>6-16</b>	<b>0-2</b>	<b>L7</b>	<b>L, 14-8</b>	<b>2021</b>
Connecticut	3-0	2-0	1-0	0-0	W3	W, 28-13	2005
Davidson	12-2	12-2	0-0	0-0	W12	W, 53-0	1953
<b>DUKE</b>	<b>53-35-1</b>	<b>30-14-1</b>	<b>23-21</b>	<b>0-0</b>	<b>W2</b>	<b>W, 31-27</b>	<b>2021</b>
Elon	1-0	1-0	0-0	0-0	W1	W, 70-0	2013
Florida	24-9-6	15-4-4	9-4-2	0-1	L2	L, 6-27	1981
<b>FLORIDA STATE</b>	<b>13-14-1</b>	<b>11-6-1</b>	<b>2-6</b>	<b>0-2</b>	<b>W2</b>	<b>W, 16-13</b>	<b>2020</b>
Fresno State	0-2	0-0	0-0	0-2	L2	L, 28-40	2007
Furman	10-1-3	10-1-1	0-0-2	0-0	W3	W, 51-7	1995
Gardner-Webb	1-0	1-0	0-0	0-0	W1	W, 10-7	2008
Georgetown	5-0	5-0	0-0	0-0	W5	W, 20-10	1923
<b>GEORGIA</b>	<b>41-69-5</b>	<b>26-38-4</b>	<b>15-31-1</b>	<b>0-0</b>	<b>L4</b>	<b>L, 45-0</b>	<b>2021</b>
Georgia Southern	2-0	2-0	0-0	0-0	W2	W, 35-24	2016
Indiana State	1-0	1-0	0-0	0-0	W1	W, 38-0	1987
Iowa	0-1	0-0	0-0	0-1	L1	L, 14-24	2010
Iowa State	1-0	0-0	0-0	1-0	W1	W, 31-30	1972
Jacksonville State	3-0	3-0	0-0	0-0	W3	W, 37-10	2017
Kansas	2-1	1-0	0-1	1-0	W1	W, 66-24	2011
Kennesaw State	1-0	1-0	0-0	0-0	W1	W, 45-17	2021
Kentucky	12-7-1	7-3-1	4-4	1-0	W3	W, 33-18	2016
Louisville	2-0	1-0	1-0	0-0	W2	W, 46-27	2020
LSU	12-7	7-2	5-3	0-2	L5	L, 3-38	2008
Maryland	15-6	9-1	6-5	0-0	W2	W, 33-13	2012
Memphis	2-1	1-1	1-0	0-0	W1	W, 24-20	1982
Mercer	14-1-1	11-0-1	3-1	0-0	W12	W, 35-10	2016
<b>MIAMI (FLA.)</b>	<b>13-13</b>	<b>10-5</b>	<b>3-9</b>	<b>0-1</b>	<b>L1</b>	<b>L, 33-30</b>	<b>2021</b>
Minnesota	0-1	0-0	0-0	0-1	L1	L, 10-34	2018
Michigan	0-1	0-0	0-1	0-0	L1	L, 2-9	1934
Michigan State	3-0	1-0	1-0	1-0	W3	W, 17-14	1985
Middle Tennessee	2-1	1-1	1-0	0-0	L1	L, 28-49	2012
<b>MISSISSIPPI</b>	<b>2-2</b>	<b>1-0</b>	<b>0-0</b>	<b>1-2</b>	<b>L2</b>	<b>L, 17-25</b>	<b>2013</b>
Mississippi State	5-0	3-0	1-0	1-0	W5	W, 49-34	2014
Missouri	1-1	0-0	0-0	1-1	L1	L, 10-14	1962
Navy	16-9	10-4	3-3	3-2	W3	W, 70-7	2001
Nebraska	1-0	0-0	0-0	1-0	W1	W, 45-21	1991
New Mexico State	1-0	1-0	0-0	0-0	W1	W, 42-7	1998
<b>NORTH CAROLINA</b>	<b>31-22-3</b>	<b>20-9</b>	<b>11-13-3</b>	<b>0-0</b>	<b>W1</b>	<b>W, 45-22</b>	<b>2021</b>



OPPONENT	OVERALL	H	A	N	STRK	-LAST MEETING- RESULT	DATE
NC State	20-11	11-4	9-7	0-0	L1	L, 23-13	2020
Northern Illinois	0-1	0-1	0-0	0-0	L1	L, 22-21	2021
Notre Dame	6-30-1	2-13-1	3-17	1-0	L3	L, 55-0	2021
Penn	1-2	1-0	0-2	0-0	L2	L, 12-13	1931
Penn State	3-4	2-0	0-1	1-3	L1	L, 22-34	1991
<b>PITTSBURGH</b>	<b>5-11</b>	<b>2-6</b>	<b>1-5</b>	<b>2-0</b>	<b>L4</b>	<b>L, 52-21</b>	<b>2021</b>
Presbyterian	4-0	4-0	0-0	0-0	W4	W, 59-3	2012
Purdue	0-1	0-0	0-0	0-1	L1	L, 21-41	1978
Rice	2-0-1	1-0-1	1-0	0-0	T1	T, 36-36	1972
Rutgers	1-0	1-0	0-0	0-0	W1	W, 48-14	1921
Samford	8-0	6-0	2-0	0-0	W8	W, 69-14	2007
South Carolina	11-10	8-3	3-7	0-0	L1	L, 14-23	1991
South Carolina State	1-0	1-0	0-0	0-0	W1	W, 41-10	2010
Southern California	2-2	0-1	1-1	1-0	W1	W, 21-7	2012
SMU	8-2-1	5-0-1	3-2	0-0	W2	W, 24-21	1969
Stanford	2-0	0-0	0-0	2-0	W2	W, 24-14	2001
Syracuse	3-1	1-0	0-1	2-0	L1	L, 32-20	2020
TEMPLE	0-1	0-0	0-1	0-0	L1	L, 24-2	2019
Tennessee	17-25-2	13-11-1	4-13-1	0-1	L2	L, 41-42 (2on)	2017
Texas	0-1	0-0	0-0	0-1	L1	L, 7-14	1943
Texas A&M	1-1	1-1	0-0	0-0	W1	W, 38-3	1966
TCU	2-0	2-0	0-0	0-0	W2	W, 17-7	1968
Texas Tech	2-0	0-0	0-0	2-0	W2	W, 17-9	1970
Troy	1-0	1-0	0-0	0-0	W1	W, 35-20	2006
Tulane	37-13	21-4	16-9	0-0	W3	W, 65-10	2015
Tulsa	2-1	0-0	0-0	2-1	W1	W, 52-10	2004
<b>UCF</b>	<b>3-1</b>	<b>3-1</b>	<b>0-0</b>	<b>0-0</b>	<b>L1</b>	<b>L, 49-21</b>	<b>2020</b>
USF	1-1	1-0	1-0	0-0	W1	W, 14-10	2019
Utah	0-2	0-0	0-0	0-2	L2	L, 27-30 (ot)	2011
Vanderbilt	20-15-3	13-11	7-4-3	0-0	W6	W, 38-7	2016
<b>VIRGINIA</b>	<b>21-21-1</b>	<b>17-7</b>	<b>4-14-1</b>	<b>0-0</b>	<b>L2</b>	<b>L, 48-40</b>	<b>2021</b>
VMI	14-1	14-1	0-0	0-0	W5	W, 34-7	1988
<b>VIRGINIA TECH</b>	<b>7-11</b>	<b>3-7</b>	<b>4-4</b>	<b>0-0</b>	<b>L2</b>	<b>L, 26-17</b>	<b>2021</b>
Wake Forest	23-8	14-4	9-3	0-1	W3	W, 38-24	2017
<b>WESTERN CAROLINA</b>	<b>5-0</b>	<b>5-0</b>	<b>0-0</b>	<b>0-0</b>	<b>W5</b>	<b>W, 63-21</b>	<b>2011</b>
West Virginia	2-1	0-0	0-0	2-1	L1	L, 35-38	2007
William & Mary	1-0	1-0	0-0	0-0	W1	W, 33-7	1979
Wofford	2-0	1-0	0-0	1-0	W2	W, 38-19	2014

2022 opponents in **BOLD CAPS**

## AIR FORCE

### GEORGIA TECH LEADS 3-1

DATE	GT	OPP	RESULT
10/11/1977	-	h W	30-3
11/11/1978	-	a W	42-21
11/10/1979	-	h W	21-0
12/27/2010	-	n <sup>1</sup> L	7-14

n<sup>1</sup> - Independence Bowl (Shreveport, La.)

### SERIES

Home: 2-0, Away: 1-0, Neutral: 0-1

## ALABAMA

### ALABAMA LEADS 28-21-3

DATE	GT	OPP	RESULT
11/27/1902 (TH)	-	a <sup>1</sup> L	0-26
10/21/1905	-	h W	12-5
10/24/1908	-	h W	11-6
10/22/1910	-	a W	36-0
10/29/1911	-	h T	0-0
10/12/1912	-	h W	20-3
10/17/1914	-	a <sup>1</sup> L	0-13
11/6/1915	-	h W	21-7
11/11/1916	-	h W	13-0
10/14/1922	-	h W	33-7
11/3/1923	-	h T	0-0
11/25/1924	-	h L	0-14
10/24/1925	-	h L	0-7
10/16/1926	-	h L	0-21
10/15/1927	-	h W	13-0
11/17/1928	-	h W	33-13
11/16/1929	-	h L	0-14
11/12/1932	-	h W	6-0
11/18/1933	-	h L	9-12
11/17/1934	-	h L	0-40
11/16/1935	-	a <sup>1</sup> L	7-38
11/14/1936	-	4 h L	16-20
11/13/1937	-	3 a <sup>1</sup> L	0-7
11/12/1938	-	16 h T	14-14
11/18/1939	-	a <sup>1</sup> W	6-0
11/16/1940	-	14 h L	13-14
11/15/1941	-	9 a <sup>1</sup> L	0-20
11/14/1942	2	5 h W	7-0
11/15/1947	6	14 a <sup>1</sup> L	7-14
11/13/1948	11	- h L	12-14
11/12/1949	-	- a <sup>1</sup> L	7-20
11/18/1950	-	- h L	19-54
11/17/1951	7	- a <sup>1</sup> W	27-7
11/15/1952	2	12 h W	7-3
11/14/1953	5	- a <sup>1</sup> L	6-13
11/13/1954	-	- h W	20-0
11/12/1955	11	- a <sup>1</sup> W	26-2
11/17/1956	4	- h W	27-0
11/16/1957	-	- a <sup>1</sup> W	10-7
11/15/1958	20	- h L	8-17
11/14/1959	15	- a <sup>1</sup> L	7-9
11/12/1960	-	- h L	15-16
11/18/1961	-	2 a <sup>1</sup> L	0-10
11/17/1962	-	1 h W	7-6
11/16/1963	-	7 a <sup>1</sup> L	11-27
11/14/1964	10	2 h L	7-24
9/8/1979	-	2 h L	6-30
9/6/1980	-	2 a <sup>1</sup> L	3-26

9/12/1981	-	4 a <sup>1</sup> W	24-21
9/11/1982	-	4 h L	7-45
9/10/1983	-	14 a <sup>1</sup> L	7-20
9/15/1984	-	19 h W	16-6

1 - Birmingham, Ala. (Legion Field since 1927)

### SERIES

Home: 15-15-3, Away: 6-13, Neutral: 0-0

## ALABAMA A&M

### GEORGIA TECH LEADS 1-0

DATE	GT	OPP	RESULT
11/23/2013	-	h W	66-7

### SERIES

Home: 1-0, Away: 0-0, Neutral: 0-0

## ALCORN STATE

### GEORGIA TECH LEADS 2-0

DATE	GT	OPP	RESULT
9/3/2015	16/17	- h W	69-6
9/1/2018	-	- h W	41-0

### SERIES

Home: 2-0, Away: 0-0, Neutral: 0-0

## ARIZONA

### ARIZONA LEADS 2-0

DATE	GT	OPP	RESULT
9/1/1994 (TH)	-	7/8 h L	14-19
9/7/1995 (TH)	-	17/15 a L	19-20

### SERIES

Home: 0-1, Away: 0-1, Neutral: 0-0

## ARKANSAS

### SERIES TIED 1-1

DATE	GT	OPP	RESULT
1/1/1955	-	10 n <sup>1</sup> W	14-6
1/2/1960	-	9 n <sup>2</sup> L	7-14

1 - Cotton Bowl (Dallas, Texas)  
2 - Gator Bowl (Jacksonville, Fla.)

### SERIES

Home: 0-0, Away: 0-0, Neutral: 1-1

## ARMY

### GEORGIA TECH LEADS 3-1

DATE	GT	OPP	RESULT
11/8/1952	-	- h W	45-6
9/25/1971	-	- h L	13-16
10/26/1973	-	- h W	14-10
10/20/2007	-	- h W	34-10

### SERIES

Home: 3-1, Away: 0-0, Neutral: 0-0

## AUBURN

### AUBURN LEADS 47-41-4

DATE	GT	OPP	RESULT
11/25/1892	-	h L	0-26
12/7/1893	-	h T	0-0
11/17/1894	-	h L	0-94
11/7/1896	-	a L	0-45
11/5/1898	-	a L	6-29
10/14/1899	-	a L	0-63
10/11/1902	-	h L	6-18
11/14/1903	-	h L	5-10
10/29/1904	-	- a L	0-12
11/3/1906	-	- h W	11-0
10/26/1907	-	- h L	6-12
11/7/1908	-	- h L	0-44
11/6/1909	-	- h L	0-9
11/5/1910	-	- h L	0-16
11/4/1911	-	- h L	6-11
11/2/1912	-	- h L	7-27
11/8/1913	-	- h L	0-20
11/7/1914	-	- h L	0-14
11/25/1915 (TH)	-	- h W	7-0
11/30/1916 (TH)	-	- h W	33-7
11/29/1917 (TH)	-	- h W	68-7
11/28/1918 (TH)	-	- h W	41-0
11/27/1919 (TH)	-	- h L	7-14
11/25/1920 (TH)	-	- h W	34-0
11/24/1921 (TH)	-	- h W	14-0
11/30/1922 (TH)	-	- h W	14-6
11/29/1923 (TH)	-	- h T	0-0
11/27/1924 (TH)	-	- h W	7-0
11/26/1925 (TH)	-	- h T	7-7
11/25/1926 (TH)	-	- h W	20-7
11/24/1927 (TH)	-	- h W	18-0
11/29/1928 (TH)	-	- h W	51-0
11/28/1929 (TH)	-	- h W	19-6
10/18/1930	-	- h W	14-12
10/17/1931	-	- h L	0-13
10/15/1932	-	- h L	0-6
10/14/1933	-	- h W	16-6
11/10/1934	-	- h L	6-18
11/9/1935	-	- h L	7-33
11/7/1936	-	20 h L	12-13
10/23/1937	-	20 h L	0-21
10/22/1938	-	- h W	7-6
10/28/1939	-	- h W	7-6
10/26/1940	-	- h L	7-16
10/25/1941	-	- h W	28-14
9/26/1942	6	4 h W	15-0
10/14/1944	10	- h W	27-0
10/27/1945	-	- h W	20-7
10/26/1946	15	- h W	27-6
10/18/1947	5	- h W	27-7
10/16/1948	7	- h W	27-0
10/15/1949	-	- h W	35-21
10/21/1950	-	- h W	20-0
10/20/1951	5	- h W	27-7
10/18/1952	4	- h W	33-0
10/17/1953	6	19 h W	36-6
10/16/1954	19	- h W	14-7
10/15/1955	5	17 h L	12-14
10/20/1956	3	- h W	28-7
10/19/1957	-	9 h L	0-3
10/18/1958	-	2 h T	7-7
10/17/1959	4	11 h L	6-7





## SERIES HISTORY

10/15/1960	19	-	a <sup>1</sup>	L	7-9
10/21/1961	8	-	h	W	7-6
10/20/1962	-	-	a <sup>1</sup>	L	14-17
10/19/1963	8	-	h	L	21-29
10/17/1964	-	-	a <sup>1</sup>	W	7-3
10/16/1965	-	-	h	W	23-14
10/15/1966	7	-	a <sup>1</sup>	W	17-3
10/21/1967	-	-	h	L	10-28
10/19/1968	-	-	a <sup>1</sup>	W	21-20
10/18/1969	-	15	h	L	14-17
10/17/1970	16	8	a	L	7-31
10/16/1971	-	5	h	L	14-31
10/21/1972	-	14	h	L	14-24
10/20/1973	-	-	h	L	10-24
10/19/1974	-	5	a	L	22-31
10/18/1975	-	-	h	L	27-31
10/16/1976	-	-	a	W	28-10
10/15/1977	-	-	h	W	38-21
10/21/1978	-	-	a	W	24-10
10/20/1979	-	14	h	L	14-38
10/18/1980	-	-	h	L	14-17
10/17/1981	-	-	h	L	7-31
10/16/1982	-	-	h	L	0-24
10/15/1983	-	5	h	L	13-31
10/20/1984	-	13	a	L	34-48
10/19/1985	-	8	h	L	14-17
10/18/1986	-	7	a	L	10-31
10/17/1987	-	5	h	L	10-20
9/6/2003	-	17/19	h	W	17-3
9/3/2005	-	16/15	a	W	23-14

1 - Birmingham, Ala. (Legion Field)

## SERIES

Home: 35-37-4, Away: 6-10, Neutral: 0-0

## BAYLOR

## GEORGIA TECH LEADS 3-1

DATE	GT	OPP	RESULT
1/1/1952	5	9 n <sup>1</sup>	W 17-14
9/27/1969	-	-	h W 17-10
11/7/1992	-	-	a L 27-31
11/6/1993	-	-	h W 37-27

1 - Orange Bowl (Miami, Fla.)

## SERIES

Home: 2-0, Away: 0-1, Neutral: 1-0

## BOSTON COLLEGE

## GEORGIA TECH LEADS 7-3

DATE	GT	OPP	RESULT
11/11/1972	-	-	h W 42-10
11/25/1989	-	-	h W 13-12
9/14/1991	17/18	-	a W 30-14
10/4/1997	-	-	a W 42-14
9/5/1998	-	-	h L 31-41
9/15/2007	15/15	21/19	h L 10-24
9/6/2008	-	-	a W 19-16
10/20/2012	-	-	h W 37-17
9/3/2016	-	-	n <sup>1</sup> W 17-14
10/24/2020	-	-	a L 48-27

1 - Dublin, Ireland

## SERIES

Home: 3-2, Away: 3-1, Neutral: 1-0

## BOWLING GREEN

## GEORGIA TECH LEADS 1-0

DATE	GT	OPP	RESULT
9/29/2018	-	-	h W 63-17

## SERIES

Home: 1-0, Away: 0-0, Neutral: 0-0

## BYU

## BYU LEADS 3-1

DATE	GT	OPP	RESULT
9/21/2002	-	-	h W 28-19
8/28/2003 (TH)	-	-	a L 13-24
10/27/2012	-	-	h L 17-41
10/12/2013	-	-	a L 20-38

## SERIES

Home: 1-1, Away: 0-2, Neutral: 0-0

## CALIFORNIA

## CALIFORNIA LEADS 4-3

DATE	GT	OPP	RESULT
1/1/1929	-	-	n <sup>1</sup> W 8-7
12/26/1931	-	-	h L 6-21
12/17/1932	-	-	a L 7-27
12/26/1936	-	-	h W 13-7
12/26/1938	-	-	a L 0-13
12/28/1940	-	-	h W 13-0
9/16/1978	-	-	h L 22-34

1 - Rose Bowl (Pasadena, Calif.)

## SERIES

Home: 2-2, Away: 0-2, Neutral: 1-0

## CAMP GORDON

## GEORGIA TECH LEADS 1-0

DATE	GT	OPP	RESULT
10/26/1918	-	-	h W 28-0

## SERIES

Home: 1-0, Away: 0-0, Neutral: 0-0

## CARLISLE

## GEORGIA TECH LEADS 1-0

DATE	GT	OPP	RESULT
11/17/1917	-	-	h W 98-0

## SERIES

Home: 1-0, Away: 0-0, Neutral: 0-0

## CARNEGIE TECH

## CARNEGIE TECH LEADS 2-0

DATE	GT	OPP	RESULT
10/11/1930	-	-	a L 0-31
10/10/1931	-	-	h L 0-13

## SERIES

Home: 0-1, Away: 0-1, Neutral: 0-0

## CENTRE

## GEORGIA TECH LEADS 1-0

DATE	GT	OPP	RESULT
10/30/1920	-	-	h W 24-0

## SERIES

Home: 1-0, Away: 0-0, Neutral: 0-0

## CHATTANOOGA

## GEORGIA TECH LEADS 8-0

DATE	GT	OPP	RESULT
10/13/1906	-	-	h W 18-0
10/8/1910	-	-	h W 18-0
10/11/1913	-	-	h W 71-6
10/4/1941	-	-	h W 20-0
10/10/1942	6	-	h W 30-6
11/9/1985	-	-	h W 35-7
9/10/1988	-	-	h W 24-10
9/22/1990	-	-	h W 44-9

## SERIES

Home: 8-0, Away: 0-0, Neutral: 0-0

## THE CITADEL

## GEORGIA TECH LEADS 10-1

DATE	GT	OPP	RESULT
10/5/1912	-	-	a W 20-16
10/4/1913	-	-	a W 47-0
10/25/1947	7	-	h W 38-0
11/20/1948	20	-	h W 54-0
9/20/1952	3	-	h W 54-6
9/30/1978	-	-	h W 28-0
9/18/1982	-	-	h W 36-7
9/22/1984	-	-	h W 48-3
9/12/1987	-	-	h W 51-12
9/1/2001	11/14	-	h W 35-7
9/14/2019	-	-	h Lot 24-27

## SERIES

Home: 8-1, Away: 2-0, Neutral: 0-0

## CLEMSON

## GEORGIA TECH LEADS 50-34-2

DATE	GT	OPP	RESULT
11/24/1898	-	-	n <sup>1</sup> L 0-23
11/30/1899 (TH)	-	-	n <sup>2</sup> L 5-41
10/18/1902	-	-	h L 5-44
10/17/1903	-	-	h L 0-73
11/5/1904	-	-	h T 11-11
11/30/1905 (TH)	-	-	h W 17-12
11/29/1906 (TH)	-	-	h L 0-10
11/28/1907 (TH)	-	-	h L 5-6
11/26/1908 (TH)	-	-	h W 30-6
11/25/1909 (TH)	-	-	h W 29-3
11/24/1910 (TH)	-	-	h W 34-0
11/30/1911 (TH)	-	-	h W 31-0
11/28/1912 (TH)	-	-	h W 23-0
11/27/1913 (TH)	-	-	h W 34-0
11/26/1914 (TH)	-	-	h W 26-6
10/5/1918	-	-	h W 28-0



10/11/1919	-	-	h	W	28-0
11/6/1920	-	-	h	W	7-0
11/5/1921	-	-	h	W	48-7
11/4/1922	-	-	h	W	21-7
10/1/1932	-	-	h	W	32-14
9/30/1933	-	-	h	W	39-2
9/29/1934	-	-	h	W	12-7
10/31/1936	-	-	h	L	13-14
11/6/1937	-	-	h	W	7-0
11/20/1943	15	-	h	W	41-6
9/30/1944	10	-	h	W	51-0
11/24/1945	-	-	h	L	7-21
11/7/1953	6	-	h	W	20-7
11/8/1958	-	17	h	W	13-0
10/3/1959	7	6	h	W	16-6
9/22/1962	-	-	h	W	26-9
9/28/1963	-	-	h	W	27-0
10/3/1964	-	-	h	W	14-7
10/2/1965	-	-	h	W	38-6
10/1/1966	9	-	h	W	13-12
10/7/1967	-	-	h	W	10-0
10/5/1968	-	-	h	W	24-21
10/4/1969	-	-	h	L	10-21
10/3/1970	15	-	h	W	28-7
10/2/1971	-	-	h	W	24-14
10/7/1972	-	-	h	W	31-9
9/29/1973	-	-	h	W	29-21
9/28/1974	-	-	a	L	17-21
9/27/1975	-	-	h	W	33-28
9/25/1976	-	-	h	T	24-24
9/17/1977	-	-	h	L	14-31
9/24/1983	-	-	a	L	14-41
9/29/1984	18	13	h	W	28-21
9/28/1985	-	-	a	W	14-3
9/27/1986	-	-	h	L	3-27
9/26/1987	-	9	a	L	12-33
9/24/1988	-	12	h	L	13-30
10/14/1989	-	14	a	W	30-14
10/13/1990	18/15/15/14	h	W	21-19	
9/28/1991	19/18	7/5	a	L	7-9
9/26/1992	-	16/14	h	W	20-16
9/25/1993	-	-	a	L	13-16
11/12/1994	-	-	a	L	10-20
10/28/1995	-	-	h	L	3-24
10/19/1996	22/24	-	a	L	25-28
9/27/1997	-	17/21	h	W	23-20
11/12/1998	(TH)22/23	-	a	W	24-21
11/13/1999	13/14	-	h	W	45-42
10/28/2000	-	5/4	a	W	31-28
9/29/2001	9/11	-25	h	LOT	44-47
9/14/2002	-	-	a	L	19-24
9/20/2003	-	-	h	L	3-39
9/11/2004	-	20/18	a	W	28-24
10/29/2005	-	-	h	W	10-9
10/21/2006	13/13	12/12	a	L	7-31
9/29/2007	-	13/13	h	W	13-3
10/18/2008	-	-	a	W	21-17
9/10/2009	(TH)15/13	-	h	W	30-27
12/5/2009	12/12	25/rv	#H	W	39-34
10/23/2010	-	-	a	L	13-27
10/29/2011	-	6/6	h	W	31-17
10/6/2012	-	16/20	a	L	31-47
11/14/2013	(TH)	8/6	a	L	31-55
11/15/2014	24/23	18/17	h	W	28-6
10/10/2015	-	6/6	a	L	24-43
9/22/2016	(TH)rv/rv	5/3	h	L	7-26
10/28/2017	-	7/7	a	L	10-24
9/22/2018	-	3/2	h	L	21-49
8/29/2019	-	1/1	a	L	14-52

10/17/2020	-	1/1	h	L	73-7
9/18/2021	-	6/6	a	L	14-8
1 - Augusta, Ga.					
2 - Greenville, S.C.					
3 - Tampa, Fla. (ACC Championship Game)					
#2009 ACC Championship vacated					

**SERIES**  
Home: 44-16-2, Away: 6-16, Neutral: 0-2

## CONNECTICUT

<b>GEORGIA TECH LEADS 3-0</b>					
DATE	GT	OPP		RESULT	
9/7/2002	-	-	a	W	31-14
11/13/2004	-	-	h	W	30-10
9/17/2005	16/18	-	h	W	28-13

**SERIES**  
Home: 2-0, Away: 1-0, Neutral: 0-0

## CUMBERLAND

<b>GEORGIA TECH LEADS 3-0</b>					
DATE	GT	OPP		RESULT	
11/24/1904	(TH)	-	h	W	18-0
10/28/1905	-	-	h	W	18-0
10/7/1916	-	-	h	W	222-0

**SERIES**  
Home: 3-0, Away: 0-0, Neutral: 0-0

## DAHLONEGA

<b>GEORGIA TECH LEADS 3-0</b>					
DATE	GT	OPP		RESULT	
11/24/1905	-	-	h	W	54-0
10/6/1906	-	-	h	W	11-0
10/12/1907	-	-	h	W	72-0

**SERIES**  
Home: 3-0, Away: 0-0, Neutral: 0-0

## DAVIDSON

<b>GEORGIA TECH LEADS 12-2</b>					
DATE	GT	OPP		RESULT	
12/7/1900	-	-	h	L	6-38
11/13/1902	-	-	h	L	6-7
10/27/1906	-	-	h	W	14-0
10/9/1915	-	-	h	W	27-7
10/14/1916	-	-	h	W	19-0
10/13/1917	-	-	h	W	32-10
11/11/1919	-	-	h	W	33-0
10/9/1920	-	-	h	W	66-0
10/8/1921	-	-	h	W	70-0
10/7/1922	-	-	h	W	19-0
10/17/1942	6	-	h	W	33-0
11/25/1950	-	-	h	W	46-14
11/24/1951	7	-	h	W	34-7
9/19/1953	3	-	h	W	53-0

**SERIES**  
Home: 12-2, Away: 0-0, Neutral: 0-0

## 11TH CAVALRY

<b>GEORGIA TECH LEADS 2-0-1</b>					
DATE	GT	OPP		RESULT	
9/30/1911	-	-	h	W	22-5
9/28/1912	-	-	h	T	0-0
10/19/1918	-	-	h	W	119-0

**SERIES**  
Home: 2-0-1, Away: 0-0, Neutral: 0-0

## 5TH DIVISION

<b>GEORGIA TECH LEADS 1-0</b>					
DATE	GT	OPP		RESULT	
9/20/1919	-	-	h	W	48-0

**SERIES**  
Home: 1-0, Away: 0-0, Neutral: 0-0

## DUKE

<b>GEORGIA TECH LEADS 53-35-1</b>					
DATE	GT	OPP		RESULT	
12/2/1933	-	-	h	W	6-0
10/13/1934	-	-	a	L	0-20
10/19/1935	-	-	h	W	6-0
10/17/1936	-	-	a	L	6-19
10/16/1937	-	10	h	L	19-20
10/15/1938	-	9	a	L	0-6
11/4/1939	-	12	h	L	6-7
11/2/1940	-	18	a	L	7-41
11/1/1941	-	4	h	L	0-14
10/31/1942	5	-	a	W	26-7
10/30/1943	-	18	h	L	7-14
11/4/1944	5	-	a	L	13-19
11/3/1945	-	18	h	L	6-14
11/2/1946	16	19	a	W	14-0
11/1/1947	6	9	h	W	7-0
10/30/1948	6	-	a	W	19-7
10/29/1949	-	-	h	L	14-27
11/4/1950	-	-	a	L	21-30
11/3/1951	5	-	h	T	14-14
11/1/1952	4	6	a	W	28-7
11/21/1953	12	15	h	W	13-10
10/30/1954	-	16	a	L	20-21
10/29/1955	12	17	h	W	27-0
11/3/1956	2	-	a	W	7-0
11/2/1957	-	7	h	W	13-0
11/1/1958	-	-	a	W	10-8
10/31/1959	9	-	h	L	7-10
10/29/1960	-	15	a	L	0-6
10/14/1961	-	-	h	W	21-0
11/3/1962	-	-	a	W	20-9
11/2/1963	-	-	h	W	30-6
10/31/1964	8	-	a	W	21-8
10/30/1965	6	-	h	W	35-23
10/29/1966	-	-	a	W	48-7
11/4/1967	-	-	h	W	19-7
11/2/1968	-	-	a	L	30-46
11/1/1969	-	-	h	W	20-7
10/31/1970	-	-	a	W	24-16
10/30/1971	-	-	h	W	21-0
11/4/1972	-	-	a	L	14-20



## SERIES HISTORY

11/3/1973	-	-	h	W	12-10
11/2/1974	-	-	a	L	0-9
11/1/1975	-	-	h	W	21-6
10/30/1976	-	-	a	L	7-31
10/29/1977	-	-	h	L	24-25
9/9/1978	-	-	a	L	10-28
11/3/1979	-	-	h	W	24-14
11/1/1980	-	-	a	L	12-17
10/31/1981	-	-	h	L	24-38
10/30/1982	-	-	h	L	21-38
10/29/1983	-	-	a	L	26-32
11/3/1984	-	-	h	W	31-3
11/2/1985	-	-	a	W	9-0
11/1/1986	-	-	h	W	34-6
10/31/1987	-	-	a	L	14-48
10/29/1988	-	-	h	L	21-31
10/28/1989	-	-	a	L	19-30
10/27/1990	16/12	-	h	W	48-31
11/2/1991	-	-	a	W	17-6
10/31/1992	-	-	h	W	20-17
10/30/1993	-	-	a	W	47-14
9/24/1994	-	-	h	L	12-27
10/7/1995	-	-	a	W	37-21
9/26/1996 (TH)	-	-	h	W	48-22
11/15/1997	-	-	a	W	41-38
10/3/1998	-	-	h	W	41-13
10/16/1999	8/9	-	a	W	38-31
10/21/2000	-	-	h	W	45-10
10/6/2001	17/17	-	a	W	37-10
11/16/2002	-	-	h	W	17-2
11/8/2003	-	-	a	L	17-41
10/16/2004	-	-	h	W	24-7
10/15/2005	-	-	a	W	35-10
11/18/2006	18/18	-	h	W	49-21
11/10/2007	-	-	a	W	41-24
10/4/2008	-	-	h	W	27-0
11/14/2009	7/7	-	a	W	49-10
11/20/2010	-	-	h	W	30-20
11/19/2011	rw/23	-	a	W	38-31
11/17/2012	-	-	h	W	42-24
9/14/2013	rv/rv	-	a	W	38-14
10/11/2014	22/23	-	h	L	25-31
9/26/2015	20/20	-	a	L	20-34
10/29/2016	-	-	h	W	38-35
11/18/2017	-	-	a	L	43-20
10/13/2018	-	-	h	L	14-24
10/12/2019	-	-	a	L	23-41
11/28/2020	-	-	h	W	56-33
10/9/2021	-	-	a	W	31-27

## SERIES

Home: 30-14-1, Away: 23-21, Neutral: 0-0

## ELON

## GEORGIA TECH LEADS 1-0

DATE	GT	OPP	RESULT
8/31/2013	rv/rv	-	h W 70-0

## SERIES

Home: 1-0, Away: 0-0, Neutral: 0-0

## FLORIDA

## GEORGIA TECH LEADS 24-9-6

DATE	GT	OPP	RESULT
10/17/1904	-	-	h W 77-0
10/19/1912	-	-	a <sup>1</sup> W 14-7
10/25/1913	-	-	a <sup>1</sup> W 13-3
10/13/1923	-	-	h T 7-7
10/11/1924	-	-	h T 7-7
10/17/1925	-	-	h W 23-7
10/19/1929	-	-	h W 19-7
11/27/1930	-	-	h L 7-55
11/21/1931	-	-	h W 23-0
11/19/1932	-	-	h W 6-0
11/11/1933	-	-	h W 19-7
11/24/1934	-	-	a L 12-13
11/23/1935	-	-	h W 39-6
11/21/1936	-	-	h W 38-14
11/20/1937	-	-	a W 12-0
11/19/1938	-	-	h T 0-0
11/25/1939	19	-	a W 21-7
11/23/1940	-	-	h L 7-16
11/22/1941	-	-	a L 7-14
11/21/1942	2	-	h W 20-7
10/23/1948	6	-	h W 42-7
10/22/1949	-	-	a W 43-14
10/7/1950	-	-	h W 16-13
9/29/1951	-	-	a W 27-0
9/27/1952	3	-	h W 17-14
9/26/1953	3	15	a T 0-0
9/25/1954	5	-	h L 12-13
9/24/1955	2	19	a W 14-7
11/24/1956	5	13	a W 28-0
11/23/1957	-	-	h T 0-0
10/1/1960	10	-	a L 17-18
11/4/1961	7	-	h W 20-0
9/29/1962	8	-	a W 17-0
9/14/1963	-	-	h W 9-0
1/2/1967	8	-	n <sup>2</sup> L 12-27
10/28/1978	-	-	h W 17-13
9/22/1979	-	-	a T 7-7
9/20/1980	-	-	h L 12-45
9/19/1981	-	-	a L 6-27

1 - Jacksonville, Fla.

2 - Orange Bowl (Miami, Fla.)

## SERIES

Home: 15-4-4, Away: 9-4-2, Neutral: 0-1

## FLORIDA STATE

## FLORIDA STATE LEADS 13-14-1

DATE	GT	OPP	RESULT
11/7/1903	-	-	h W 17-0
10/8/1904	-	-	h W 35-0
11/22/1952	2	-	h W 30-0
10/22/1955	13	-	h W 34-0
9/26/1958	-	-	h W 17-3
11/10/1962	-	-	h T 14-14
11/9/1963	-	-	h W 15-7
9/19/1970	-	-	h W 23-13
11/13/1971	-	-	h W 12-6
10/4/1975	-	-	h W 30-0
10/17/1992	16/17	6/6	h L 24-29
10/2/1993	-	1/1	a L 0-51

11/5/1994	-	8/6	h	L	10-41
9/21/1995	-	1/1	a	L	10-42
11/2/1996	-	3/2	h	L	3-49
10/18/1997	21/25	3/3	a	L	0-38
10/24/1998	20/19	6/6	h	L	7-34
9/1/1999	10/10	1/1	a	L	35-41
9/9/2000	-	2/2	h	L	21-26
12/1/2001	-	-	a	L	17-28
11/9/2002	-	17/18	h	L	13-21
9/13/2003	-	10/11	a	L	13-14
11/1/2008	-	16/16	h	W	31-28
10/10/2009	22/23	-	a	W	49-44
12/1/2012	-	13/12	n <sup>1</sup>	L	15-21
12/6/2014	12/12	2/2	n <sup>1</sup>	L	35-37
10/24/2015	-	9/9	h	W	22-16
9/12/2020	-	-	a	W	16-13

1 - Charlotte, N.C. (ACC Championship Game)

## SERIES

Home: 11-6-1, Away: 2-6, Neutral: 0-2

## FRESNO STATE

## FRESNO STATE LEADS 2-0

DATE	GT	OPP	RESULT
12/31/2002	-	-	n <sup>1</sup> L 21-30
12/31/2007	-	-	n <sup>2</sup> L 28-40

1 - Silicon Valley Classic (San Jose, Calif.)

2 - Humanitarian Bowl (Boise, Idaho)

## SERIES

Home: 0-0, Away: 0-0, Neutral: 0-2

## FURMAN

## GEORGIA TECH LEADS 10-1-3

DATE	GT	OPP	RESULT
10/15/1901	-	-	h W 17-0
10/26/1901	-	-	a T 5-5
11/1/1902	-	-	a T 0-0
9/29/1917	-	-	h W 25-0
10/12/1918	-	-	h W 118-0
9/27/1919	-	-	h W 74-0
10/15/1921	-	-	h W 69-0
11/23/1946	6	-	h W 41-7
11/22/1947	10	-	h W 51-0
9/17/1983	-	-	h L 14-17
9/13/1986	-	-	h T 17-17
11/9/1991	-	-	h W 19-17
9/11/1993	-	-	h W 37-3
9/2/1995	-	-	h W 51-7

## SERIES

Home: 10-1-1, Away: 0-0-2, Neutral: 0-0

## GARDNER-WEBB

## GEORGIA TECH LEADS 1-0

DATE	GT	OPP	RESULT
10/11/2008	-	-	h W 10-7

## SERIES

Home: 1-0, Away: 0-0, Neutral: 0-0



## GEORGETOWN

### GEORGIA TECH LEADS 5-0

DATE	GT	OPP	RESULT
11/15/1919	-	- h W	27-0
11/13/1920	-	- h W	35-6
11/12/1921	-	- h W	21-7
11/11/1922	-	- h W	19-7
10/20/1923	-	- h W	20-10

### SERIES

Home: 5-0, Away: 0-0, Neutral: 0-0

## GEORGIA

### GEORGIA LEADS 69-41-5

DATE	GT	OPP	RESULT
11/4/1893	-	- a W	28-6
10/23/1897	-	- a L	0-28
10/22/1898	-	- a L	0-15
10/28/1899	-	- a L	0-20
10/13/1900	-	- h L	0-12
10/25/1902	-	- h T	0-0
10/24/1903	-	- h L	0-38
11/12/1904	-	- h W	23-6
11/18/1905	-	- h W	46-0
11/10/1906	-	- h W	17-0
11/2/1907	-	- h W	10-6
11/20/1909	-	- h W	12-6
11/19/1910	-	- h L	6-11
11/18/1911	-	- h L	0-5
11/16/1912	-	- h L	0-20
11/15/1913	-	- h L	0-14
11/14/1914	-	- h W	7-0
11/13/1915	-	- h T	0-0
11/18/1916	-	- h W	21-0
11/14/1925	-	- h W	3-0
11/13/1926	-	- h L	13-14
12/3/1927	-	- h W	12-0
12/8/1928	-	- h W	20-6
12/7/1929	-	- a L	6-12
12/6/1930	-	- h L	0-13
11/28/1931	-	- h L	6-35
11/26/1932	-	- h T	0-0
11/25/1933	-	- h L	6-7
12/1/1934	-	- a L	0-7
11/30/1935	-	- h W	19-7
11/28/1936	-	- a L	6-16
11/27/1937	-	- h T	6-6
11/26/1938	-	- a T	0-0
12/2/1939	-	- h W	13-0
11/30/1940	-	- a L	19-21
11/29/1941	-	20 h L	0-21
11/28/1942	2	5 a L	0-34
11/27/1943	14	- h W	48-0
12/2/1944	-	- h W	44-0
12/1/1945	-	- h L	0-33
11/30/1946	7	3 a L	7-35
11/29/1947	9	- h W	7-0
11/27/1948	-	12 a L	13-21
11/26/1949	-	- h W	7-6
12/2/1950	-	- a W	7-0
12/1/1951	6	- h W	48-6
11/29/1952	3	- a W	23-9
11/28/1953	10	- h W	28-12
11/27/1954	-	- a W	7-3
11/26/1955	9	- h W	21-3

12/1/1956	4	- a W	35-0
11/30/1957	-	- h L	0-7
11/29/1958	-	- a L	3-16
11/28/1959	-	6 h L	14-21
11/26/1960	-	- a L	6-7
12/2/1961	-	- h W	22-7
12/1/1962	-	- a W	37-6
11/30/1963	-	- h W	14-3
11/28/1964	-	- a L	0-7
11/27/1965	-	- h L	7-17
11/26/1966	5	7 a L	14-23
11/25/1967	-	- h L	14-21
11/30/1968	-	4 a L	8-47
11/29/1969	-	- h W	6-0
11/28/1970	16	- a W	17-7
11/25/1971 (TH)	-	7 h L	24-28
12/2/1972	-	- a L	7-27
12/1/1973	-	- h L	3-10
11/27/1974	-	- a W	34-14
11/27/1975 (TH)	-	15 h L	26-42
11/27/1976	-	4 a L	10-13
11/26/1977	-	- h W	16-7
12/2/1978	-	11 a L	28-29
11/24/1979	-	- h L	3-16
11/29/1980	-	1 a L	20-38
11/28/1981	-	3 h L	7-44
11/27/1982	-	1 a L	18-38
11/26/1983	-	7 h L	24-27
12/1/1984	-	18 a W	35-18
11/30/1985	-	20 h W	20-16
11/29/1986	-	18 a L	24-31
11/28/1987	-	14 h L	16-30
11/26/1988	-	20 a L	3-24
12/2/1989	-	- h W	33-22
12/1/1990	2/3	- a W	40-23
11/30/1991	-	25/- h L	15-18
11/28/1992	-	9/10 a L	17-31
11/25/1993 (TH)	-	- h L	10-43
11/25/1994 (FR)	-	- a L	10-48
11/23/1995 (TH)	-	- h L	17-18
11/30/1996	-	- a L	10-19
11/29/1997	-	14/14 h L	24-27
11/28/1998	17/18	12/12 a W	21-19
11/27/1999	20/16	16/21 h WOT	51-48
11/25/2000	18/19	19/18 a W	27-15
11/24/2001	21/19	19/23 h L	17-31
11/30/2002	-	5/5 a L	7-51
11/29/2003	-	5/5 h L	17-34
11/27/2004	-	8/7 a L	13-19
11/26/2005	20/24	13/13 h L	7-14
11/25/2006	16/15	- a L	12-15
11/24/2007	-	6/7 h L	17-31
11/23/2008	23/18	13/13 a W	45-42
11/28/2009	7/7	- h L	24-30
11/27/2010	-	- a L	34-42
11/26/2011	25/21	13/14 h L	17-31
11/24/2012	-	3/3 a L	10-42
11/30/2013	-	- h L <sup>2OT</sup>	34-41
11/29/2014	17/16	9/10 a WOT	30-24
11/28/2015	-	rv/rv h L	7-13
11/26/2016	-	- a W	28-27
11/25/2017	-	7/7 h L	7-38
11/24/2018	-	5 a L	21-45
11/30/2019	-	4/4 h L	7-52
11/27/2021	-	1/1 h L	45-0

### SERIES

Home: 26-38-4, Away: 15-31-1, Neutral: 0-0

## GA. SOUTHERN

### GEORGIA TECH LEADS 2-0

DATE	GT	OPP	RESULT
9/13/2014	-	- h W	42-38
10/15/2016	-	- h W	35-34

### SERIES

Home: 2-0, Away: 0-0, Neutral: 0-0

## INDIANA STATE

### GEORGIA TECH LEADS 1-0

DATE	GT	OPP	RESULT
10/10/1987	-	- h W	38-0

### SERIES

Home: 1-0, Away: 0-0, Neutral: 0-0

## IOWA

### IOWA LEADS 1-0

DATE	GT	OPP	RESULT
1/5/2010	9/10	10/11 n <sup>1</sup> L	14-24
1 - FedEx Orange Bowl (Miami Gardens, Fla.)			

### SERIES

Home: 0-0, Away: 0-0, Neutral: 0-1

## IOWA STATE

### GEORGIA TECH LEADS 1-0

DATE	GT	OPP	RESULT
12/18/1972	-	- n <sup>1</sup> W	31-30
1 - Liberty Bowl (Memphis, Tenn.)			

### SERIES

Home: 0-0, Away: 0-0, Neutral: 1-0

## JACKSONVILLE ST.

### GEORGIA TECH LEADS 3-0

DATE	GT	OPP	RESULT
8/28/2008 (TH)	-	- h W	41-14
9/5/2009	15/15	- h W	37-17
9/9/2017	-	- h W	37-10

### SERIES

Home: 3-0, Away: 0-0, Neutral: 0-0

## KANSAS

### GEORGIA TECH LEADS 2-1

DATE	GT	OPP	RESULT
1/1/1948	10	12 n <sup>1</sup> W	20-14
9/11/2010	15/17	- a L	25-28
9/17/2011	-	- h W	66-24
1 - Orange Bowl (Miami, Fla.)			

### SERIES

Home: 1-0, Away: 0-1, Neutral: 1-0

**KENTUCKY****GEORGIA TECH LEADS 12-7-1**

DATE	GT	OPP	RESULT
11/17/1923	-	h	T 3-3
10/8/1932	-	h	L 6-12
10/7/1933	-	a	L 6-7
10/12/1935	-	a	L 6-25
10/10/1936	-	h	W 34-0
10/9/1937	-	a	W 32-0
11/5/1938	-	h	W 19-18
11/11/1939	-	18	h W 13-6
11/9/1940	-	a <sup>1</sup>	L 7-26
11/8/1941	-	h	W 20-13
11/7/1942	3	-	h W 47-7
10/28/1950	-	4	h L 14-28
10/6/1951	11	17	a W 13-7
10/23/1954	15	-	h L 6-13
9/22/1956	4	-	a W 14-6
9/21/1957	11	20	h W 13-0
9/20/1958	-	a	L 0-13
9/19/1959	-	a	W 14-12
9/17/1960	-	h	W 3-13
12/31/2016	-	n <sup>2</sup>	W 33-18

1 - Louisville, Ky.

2 - TaxSlayer Bowl (Jacksonville, Fla.)

**SERIES**

Home: 7-3-1, Away: 4-4, Neutral: 1-0

**LOUISVILLE****GEORGIA TECH LEADS 2-0**

DATE	GT	OPP	RESULT
10/5/2018	-	a	W 66-31
10/9/2020 (FR)	-	h	W 46-27

**SERIES**

Home: 1-0, Away: 1-0, Neutral: 0-0

**LSU****GEORGIA TECH LEADS 12-7**

DATE	GT	OPP	RESULT
10/23/1915	-	a <sup>1</sup>	W 36-7
11/8/1924	-	h	W 28-7
11/12/1927	-	h	W 23-0
11/6/1943	-	20	h W 42-7
11/18/1944	9	-	a W 14-6
11/17/1945	-	h	L 7-9
10/19/1946	-	12	a W 26-7
10/14/1950	-	a	W 13-0
10/13/1951	8	-	h W 25-7
10/9/1954	-	h	W 30-20
10/8/1955	4	-	a W 7-0
10/13/1956	3	-	h W 39-7
10/12/1957	17	-	a L 13-20
10/8/1960	-	h	W 6-2
10/7/1961	3	-	a L 0-10
10/6/1962	5	-	h L 7-10
10/5/1963	7	-	a L 6-7
12/29/2000	15/17	-	n <sup>2</sup> L 14-28
12/31/2008	14/15	-	n <sup>2</sup> L 3-38

1 - New Orleans, La.

2 - Chick-fil-A/Peach Bowl (Atlanta, Ga.)

**SERIES**

Home: 7-2, Away: 5-3, Neutral: 0-2

**MARYLAND****GEORGIA TECH LEADS 15-6**

DATE	GT	OPP	RESULT
10/8/1988	-	a	L 8-13
10/7/1989	-	h	W 28-24
10/6/1990	23/18	-	a W 31-3
10/12/1991	-	h	W 34-10
10/10/1992	17/17	-	a W 28-26
10/9/1993	-	h	W 38-0
10/22/1994	-	a	L 27-42
9/28/1995 (TH)	-	16/17	h W 31-3
11/14/1996 (TH)	-	a	L 10-13
11/22/1997	-	h	W 37-18
10/31/1998	23/24	-	a <sup>1</sup> W 31-14
9/30/1999 (TH)	10/12	-	h W 49-31
11/18/2000	20/22	-	a W 35-22
10/11/2001 (TH)	15/1522/20	h	LoT 17-20
10/17/2002 (TH)	-	a	L 10-34
10/23/2003 (TH)	-	h	W 7-3
10/9/2004	-	23/23	a W 20-7
10/7/2006	18/20	-	h W 27-23
10/6/2007	-	a	L 26-28
10/8/2011	13/13	-	h W 21-16
11/3/2012	-	a	W 33-13

1 - Baltimore, Md.

**SERIES**

Home: 9-1, Away: 6-5, Neutral: 0-0

**MARYVILLE****SERIES TIED 0-0-1**

DATE	GT	OPP	RESULT
11/29/1906	-	h	T 6-6

**SERIES**

Home: 0-0-1, Away: 0-0, Neutral: 0-0

**MEMPHIS****GEORGIA TECH LEADS 2-1**

DATE	GT	OPP	RESULT
9/27/1980	-	h	W 17-8
9/26/1981	-	h	L 15-28
9/25/1982	-	a	W 24-20

**SERIES**

Home: 1-1, Away: 1-0, Neutral: 0-0

**MERCER****GEORGIA TECH LEADS 14-1-1**

DATE	GT	OPP	RESULT
11/5/1892	-	a	L 6-12
11/11/1893	-	h	W 10-6
10/31/1896	-	a	W 6-4
11/21/1896	-	h	T 12-12
11/19/1908	-	a	W 16-6
11/13/1909	-	h	W 35-0
10/15/1910	-	h	W 46-0
10/21/1911	-	h	W 17-0
10/26/1912	-	a	W 16-6
10/18/1913	-	h	W 33-0
10/10/1914	-	h	W 105-0

10/2/1915	-	h	W 52-0
9/30/1916	-	h	W 61-0
10/2/1937	-	h	W 28-0
10/1/1938	-	h	W 19-0
9/10/2016	-	h	W 35-10

**SERIES**

Home: 11-0-1, Away: 3-1, Neutral: 0-0

**MIAMI (FLA.)****SERIES TIED 13-13**

DATE	GT	OPP	RESULT
9/17/1955	10	-	h W 14-6
9/26/1964	-	h	W 20-0
11/10/1967	-	a	L 7-49
9/27/1968	-	15	h L 7-10
9/26/1970	19	-	h W 31-21
9/20/1975	-	h	W 38-23
9/17/1977	-	h	W 10-6
10/14/1978	-	h	W 24-19
1/1/2000	17/15	23/23	n <sup>1</sup> L 13-28
10/2/2004	-	4/4	h L 3-27
11/19/2005	-	3/3	a W 14-10
10/28/2006	21/21	-	h W 30-23
10/13/2007	-	a	W 17-14
11/20/2008	-	23/rv	h W 41-23
9/17/2009 (TH)	14/13	22/20	a L 17-33
11/13/2010	-	h	L 10-35
10/22/2011	20/19	-	a L 7-24
9/22/2012	rv/rv	-	h LoT 36-42
10/5/2013	rv/rv	14/14	a L 30-45
10/4/2014	-	h	W 28-17
11/21/2015	-	a	L 21-38
10/8/2016	-	14/14	h L 21-35
10/14/2017	-	11/10	a L 24-25
11/10/2018	-	h	W 27-21
10/19/2019	-	a	WoT 28-21
11/6/2021	-	a	L 30-33

1 - Toyota Gator Bowl (Jacksonville, Fla.)

**SERIES**

Home: 10-5, Away: 3-7, Neutral: 0-1

**MICHIGAN****MICHIGAN LEADS 1-0**

DATE	GT	OPP	RESULT
10/20/1934	-	a	L 2-9

**SERIES**

Home: 0-0, Away: 0-1, Neutral: 0-0

**MICHIGAN STATE****GEORGIA TECH LEADS 3-0**

DATE	GT	OPP	RESULT
9/18/1971	-	18	h W 10-0
9/23/1972	-	18	a W 21-16
12/31/1985	-	n <sup>1</sup>	W 17-14

1 - All-American Bowl (Birmingham, Ala.)

**SERIES**

Home: 1-0, Away: 1-0, Neutral: 1-0



**MIDDLE TENN.****GEORGIA TECH LEADS 2-1**

DATE	GT	OPP	RESULT
10/16/2010	-	h W	42-14
9/10/2011	-	a W	49-21
9/29/2012	-	h L	28-49

**SERIES**

Home: 1-1, Away: 1-0, Neutral: 0-0

**MINNESOTA****MINNESOTA LEADS 1-0**

DATE	GT	OPP	RESULT
12/26/2018	-	n <sup>1</sup> L	10-34

1 – Quick Lane Bowl (Detroit, Mich.)

**SERIES**

Home: 0-0, Away: 1-0, Neutral: 0-1

**MISSISSIPPI****SERIES TIED 2-2**

DATE	GT	OPP	RESULT
10/12/1946	-	h W	24-7
1/1/1953	2	7 n <sup>1</sup> W	24-7
12/30/1971	-	17 n <sup>2</sup> L	18-41
12/30/2013	-	n <sup>3</sup> L	17-25

1 – Sugar Bowl (New Orleans, La.)  
 2 – Peach Bowl (Atlanta, Ga.)  
 3 – Music City Bowl (Nashville, Tenn.)

**SERIES**

Home: 1-0, Away: 0-0, Neutral: 1-2

**MISSISSIPPI ST.****GEORGIA TECH LEADS 5-0**

DATE	GT	OPP	RESULT
10/17/1908	-	h W	23-0
10/5/1929	-	h W	27-13
9/20/2008	-	h W	38-7
10/3/2009	25/rv	- a W	42-31
12/31/2014	10/9	8/8 n <sup>1</sup> W	49-34

1 – Capital One Orange Bowl (Miami Gardens, Fla.)

**SERIES**

Home: 3-0, Away: 1-0, Neutral: 1-0

**MISSOURI****SERIES TIED 1-1**

DATE	GT	OPP	RESULT
1/1/1940	16	6 n <sup>1</sup> W	21-7
12/22/1962	-	n <sup>2</sup> L	10-14

1 – Orange Bowl (Miami, Fla.)  
 2 – Bluebonnet Bowl (Houston, Texas)

**SERIES**

Home: 0-0, Away: 0-0, Neutral: 1-1

**MOONEY****GEORGIA TECH LEADS 3-0**

DATE	GT	OPP	RESULT
10/15/1904	-	h W	51-0
10/10/1908	-	h W	30-0
10/9/1909	-	h W	35-6

**SERIES**

Home: 3-0, Away: 0-0, Neutral: 0-0

**NASHVILLE****NASHVILLE LEADS 2-0**

DATE	GT	OPP	RESULT
11/11/1899	-	h L	0-15
10/20/1900	-	h L	0-23

**SERIES**

Home: 0-2, Away: 0-0, Neutral: 0-0

**NAVY****GEORGIA TECH LEADS 16-9**

DATE	GT	OPP	RESULT
10/21/1922	-	a L	0-13
10/24/1942	6	- a W	21-0
10/23/1943	-	3 n <sup>1</sup> L	14-28
10/21/1944	8	9 h W	17-15
10/20/1945	-	2 n <sup>1</sup> L	6-20
11/9/1946	8	- h W	28-20
11/8/1947	6	- n <sup>1</sup> W	16-14
10/9/1964	-	n <sup>2</sup> W	17-0
10/23/1965	-	h W	37-16
11/9/1968	-	h L	15-35
11/7/1970	-	h W	30-8
11/6/1971	-	h W	34-21
11/18/1972	-	h W	30-7
11/17/1973	-	n <sup>2</sup> W	26-22
11/16/1974	-	h W	22-0
11/15/1975	-	h W	14-13
11/13/1976	-	a L	28-34
11/12/1977	-	a L	16-20
11/17/1979	-	h W	24-14
11/15/1980	-	h L	8-19
11/14/1981	-	h L	14-20
11/23/1996	-	h L	26-36
9/4/1999	10/11	- a W	49-14
9/16/2000	-	h W	40-13
9/8/2001	10/13	- a W	70-7

1 – Baltimore, Md.  
 2 – Jacksonville, Fla.

**SERIES**

Home: 10-4, Away: 3-3, Neutral: 3-2

**NEBRASKA****GEORGIA TECH LEADS 1-0**

DATE	GT	OPP	RESULT
1/1/1991	2/2	19/13 n <sup>1</sup> W	45-21

1 – Florida Citrus Bowl (Orlando, Fla.)

**SERIES**

Home: 0-0, Away: 0-0, Neutral: 1-0

**NEW MEXICO ST.****GEORGIA TECH LEADS 1-0**

DATE	GT	OPP	RESULT
9/12/1998	-	h W	42-7

**SERIES**

Home: 1-0, Away: 0-0, Neutral: 0-0

**NORTH CAROLINA****GEORGIA TECH LEADS 31-22-3**

DATE	GT	OPP	RESULT	
10/30/1915	-	h W	23-3	
10/21/1916	-	h W	10-6	
10/22/1927	-	h W	13-0	
10/27/1928	-	a W	20-7	
10/12/1929	-	h L	7-18	
11/1/1930	-	a T	6-6	
11/7/1931	-	a T	19-19	
10/22/1932	-	a W	43-14	
10/28/1933	-	a W	10-6	
11/3/1934	-	h L	0-26	
10/26/1935	-	a L	0-19	
9/25/1943	-	h W	20-7	
10/7/1944	10	- h W	28-0	
9/29/1945	-	a W	20-14	
10/12/1974	-	h W	29-28	
10/4/1980	-	10 a L	0-33	
10/3/1981	-	6 h L	7-28	
10/2/1982	-	12 a L	0-41	
10/1/1983	-	5 h L	21-38	
11/10/1984	-	a L	17-24	
10/5/1985	-	h W	31-0	
10/4/1986	-	a L	20-21	
9/19/1987	-	h L	23-30	
10/22/1988	-	a L	17-20	
10/21/1989	-	h W	17-14	
10/20/1990	11/11	- a T	13-13	
10/26/1991	-	h W	35-14	
10/24/1992	19/19	- a L	14-26	
10/16/1993	-	14/13 h L	3-41	
10/8/1994	-	14/14 a L	24-31	
10/14/1995	-	h W	27-25	
10/21/1996	-	11/13 a L	0-16	
10/30/1997 (TH)	-	5/5 h L	13-16	
9/26/1998	-	a W	43-21	
10/9/1999	7/8	- h WOT	31-24	
9/30/2000	-	a W	42-28	
11/1/2001 (TH)	23/21	22/-	h W	28-21
9/28/2002	-	a W	21-13	
11/15/2003	-	h W	41-24	
9/18/2004	-	a L	13-34	
9/10/2005	17/21	- h W	27-21	
11/1/2006	19/18	- a W	7-0	
11/17/2007	-	h W	27-25	
11/8/2008	22/20	19/19 a L	7-28	
9/26/2009	-	22/18 h W	24-7	
9/18/2010	-	a W	30-24	
9/24/2011	25/24	rv/25 h W	35-28	
11/10/2012	-	a W	68-50	
9/21/2013	rv/rv	- h W	28-20	
10/18/2014	-	a L	43-48	
10/3/2015	-/rv	- h L	31-38	
11/5/2016	-	18/17 a L	20-48	



## SERIES HISTORY

9/30/2017	-	-	h	W	33-7
11/3/2018	-	-	a	W	38-28
10/5/2019	-	-	h	L	22-38
9/25/2021	-	21/20	h <sup>1</sup>	W	45-22

1 - Mercedes-Benz Stadium (Atlanta, Ga.)

## SERIES

Home: 20-9, Away: 11-13-3, Neutral: 0-0

## NC STATE

## GEORGIA TECH LEADS 20-11

DATE	GT	OPP	RESULT
11/10/1918	-	-	h W 128-0
11/18/1922	-	-	h W 17-0
10/8/1983	-	-	a W 20-10
10/6/1984	12	-	h L 22-27
9/14/1985	-	-	a W 28-18
10/11/1986	-	-	h W 59-21
10/3/1987	-	-	a L 0-17
10/1/1988	-	-25	h L 6-14
9/9/1989	-	-	a L 28-38
9/8/1990	-	-	h W 21-13
10/5/1991	21/23	19/18	a L 21-28
10/3/1992	23/23	21/18	h W 16-13
10/23/1993	-	-	a L 23-28
10/1/1994	-	22/20	a L 13-21
11/11/1995	-	-	h W 27-19
9/7/1996	-	-	a W 28-16
10/11/1997	25/-	-	h W 27-17
10/10/1998	-	23/23	a W 47-24
10/30/1999	7/7	-	h W 48-21
9/21/2000 (TH)	-	-	a Lot 23-30
10/20/2001	23/25	-	h W 27-17
11/2/2002	-	8/10	a W 24-17
10/4/2003	-	-	h W 29-21
11/6/2004	-	-	a W 24-14
10/6/2005 (TH)24/23	-	-	h L 14-17
11/4/2006	20/20	-	a W 31-23
9/25/2010	-	-	h L 28-45
10/1/2011	21/21	-	a W 45-35
10/18/2014	-	-	a W 56-23
11/21/2019 (TH)	-	-	h W 28-26
12/5/2020	-	-	a L 23-13

## SERIES

Home: 11-4, Away: 9-7, Neutral: 0-0

## NOTRE DAME

## NOTRE DAME LEADS 30-6-1

DATE	GT	OPP	RESULT
10/28/1922	-	-	h L 3-13
11/27/1923	-	-	a L 7-35
11/1/1924	-	-	a L 3-34
10/31/1925	-	-	h L 0-13
10/30/1926	-	-	a L 0-12
10/29/1927	-	-	a L 7-26
10/20/1928	-	-	h W 13-0
11/2/1929	-	-	h L 6-26
10/8/1938	-	5	a L 6-14
10/7/1939	-	2	a L 14-17
10/12/1940	-	6	a L 20-26
10/11/1941	-	8	h L 0-20
10/3/1942	6	-	a W 13-6
10/2/1943	-	1	a L 13-55

11/25/1944	10	18	h	L	0-21
10/6/1945	-	3	h	L	7-40
10/24/1953	4	1	a	L	14-27
11/7/1959	19	-	a	W	14-10
11/18/1967	-	9	h	L	3-36
11/16/1968	-	9	a	L	6-34
11/15/1969	-	9	h	L	20-38
11/14/1970	-	1	a	L	7-10
9/9/1974	-	2	h	L	7-31
11/8/1975	-	12	a	L	3-24
11/6/1976	-	11	h	W	23-14
11/5/1977	-	5	a	L	14-69
11/18/1978	20	10	h	L	21-38
10/6/1979	-	10	a	L	13-21
11/8/1980	-	1	h	T	3-3
11/7/1981	-	-	a	L	3-35
9/6/1997	-	11/13	h	L	13-17
1/1/1999	12/12	17/18	n <sup>1</sup>	W	35-28
9/2/2006	-	2/3	h	L	10-14
9/1/2007	-	-	a	W	33-3
9/19/2015	14/16	8/10	a	L	22-30
10/31/2020	-	4/4	h	L	31-13
11/20/2021	-	6/6	a	L	0-55

1 - Gator Bowl (Jacksonville, Fla.)

## SERIES

Home: 2-13-1, Away: 3-17, Neutral: 1-0

## OGLETHORPE

## GEORGIA TECH LEADS 8-1

DATE	GT	OPP	RESULT
10/2/1920	-	-	h W 55-0
10/1/1921	-	-	h W 41-0
9/30/1922	-	-	h W 31-6
9/23/1923	-	-	h W 28-13
9/27/1924	-	-	h W 19-0
9/28/1925	-	-	h W 13-7
9/25/1926	-	-	h L 6-7
11/19/1927	-	-	h W 19-7
11/3/1928	-	-	h W 32-7

## SERIES

Home: 8-1, Away: 0-0, Neutral: 0-0

## PENN

## PENN LEADS 2-1

DATE	GT	OPP	RESULT
10/6/1917	-	-	h W 41-0
11/15/1930	-	-	a L 7-34
11/14/1931	-	-	a L 12-13

## SERIES

Home: 1-0, Away: 0-2, Neutral: 0-0

## PENN STATE

## PENN STATE LEADS 4-3

DATE	GT	OPP	RESULT
10/29/1921	-	-	n <sup>1</sup> L 7-28
11/10/1923	-	-	a L 0-7
10/18/1924	-	-	h W 15-13
10/10/1925	-	-	n <sup>2</sup> W 16-7
12/30/1961	13	17	n <sup>3</sup> L 15-30

11/12/1966	5	-	h	W	21-0
8/28/1991	8/6	7/8	n <sup>4</sup>	L	22-34

1 - Polo Grounds (N.Y.)  
2 - Yankee Stadium  
3 - Gator Bowl (Jacksonville, Fla.)  
4 - Kickoff Classic (East Rutherford, N.J.)

## SERIES

Home: 2-0, Away: 0-1, Neutral: 1-3

## PITTSBURGH

## PITTSBURGH LEADS 11-5

DATE	GT	OPP	RESULT
11/23/1918	-	-	a L 0-32
10/25/1919	-	-	a L 6-16
10/23/1920	-	-	a L 3-10
1/2/1956	7	11	n <sup>1</sup> W 7-0
12/29/1956	4	13	n <sup>2</sup> W 21-14
9/21/1974	-	15	h L 17-27
9/18/1976	-	3	h L 14-42
11/2/2013	-	-	h W 21-10
10/25/2014	-	-	a W 56-28
10/17/2015	-	-	h L 28-31
10/8/2016	-	-	a L 34-37
9/23/2017	-	-	h W 35-17
9/15/2018	-	-	a L 19-24
11/2/2019	-	-	h L 10-20
12/10/2020	-	-	h L 34-20
10/2/2021	-	-	h L 52-21

1 - Sugar Bowl (New Orleans, La.)

2 - Gator Bowl (Jacksonville, Fla.)

## SERIES

Home: 2-6, Away: 1-5, Neutral: 2-0

## PRESBYTERIAN

## GEORGIA TECH LEADS 4-0

DATE	GT	OPP	RESULT
9/28/1935	-	-	h W 33-0
9/26/1936	-	-	h W 55-0
9/24/1937	-	-	h W 59-0
9/8/2012	rv/rv	-	h W 59-3

## SERIES

Home: 4-0, Away: 0-0, Neutral: 0-0

## PURDUE

## PURDUE LEADS 1-0

DATE	GT	OPP	RESULT
12/25/1978	-	7	n <sup>1</sup> L 21-41

n<sup>1</sup> - Peach Bowl

## SERIES

Home: 0-0, Away: 0-0, Neutral: 0-1

## RICE

### GEORGIA TECH LEADS 2-0-1

DATE	GT	OPP	RESULT
9/24/1960	13	- a W	16-13
9/30/1961	-	- h W	24-0
9/30/1972	-	- h T	36-36

#### SERIES

Home: 1-0-1, Away: 1-0, Neutral: 0-0

## RUTGERS

### GEORGIA TECH LEADS 1-0

DATE	GT	OPP	RESULT
10/22/1921	-	- h W	48-14

#### SERIES

Home: 1-0, Away: 0-0, Neutral: 0-0

## ST. ALBANS

### ST. ALBANS LEADS 2-0

DATE	GT	OPP	RESULT
11/30/1893	-	- h L	0-6
11/8/1902	-	- h L	0-17

#### SERIES

Home: 0-2, Away: 0-0, Neutral: 0-0

## ST. MARY'S

### GEORGIA TECH LEADS 1-0

DATE	GT	OPP	RESULT
1/1/1947	11	- n <sup>1</sup> W	41-19

1 - Oil Bowl (Houston, Texas)

#### SERIES

Home: 0-0, Away: 0-0, Neutral: 1-0

## SAMFORD

### GEORGIA TECH LEADS 8-0

DATE	GT	OPP	RESULT
10/31/1903	-	- a W	37-0
10/11/1911	-	- a W	28-0
10/14/1939	-	- h W	35-0
10/5/1940	-	- h W	27-0
10/13/1945	-	- h W	43-0
9/4/2004	-	- h W	28-7
9/9/2006	-	- h W	38-6
9/8/2007	-	- h W	69-14

#### SERIES

Home: 6-0, Away: 2-0, Neutral: 0-0

## SAVANNAH A.A.

### SAVANNAH A.A. LEADS 1-0

DATE	GT	OPP	RESULT
10/27/1894	-	- h L	0-8

#### SERIES

Home: 0-1, Away: 0-0, Neutral: 0-0

## SEWANEE

### SEWANEE LEADS 7-5-1

DATE	GT	OPP	RESULT
10/23/1899	-	- h L	0-30
10/29/1900	-	- h L	0-34
11/11/1905	-	- h T	18-18
10/20/1906	-	- h L	0-16
11/9/1907	-	- h L	0-18
11/14/1908	-	- h L	0-6
10/23/1909	-	- h L	0-15
11/11/1911	-	- h W	23-0
11/9/1912	-	- h L	0-7
11/1/1913	-	- h W	33-0
10/31/1914	-	- h W	20-0
10/5/1935	-	- h W	32-0
10/3/1936	-	- h W	58-0

#### SERIES

Home: 5-7-1, Away: 0-0, Neutral: 0-0

## SOUTH CAROLINA

### GEORGIA TECH LEADS 11-10

DATE	GT	OPP	RESULT
9/9/1901	-	- h W	13-0
11/26/1903	-	- h L	0-16
10/16/1909	-	- h W	59-0
10/3/1914	-	- h W	20-0
10/4/1930	-	- h W	45-0
10/3/1931	-	- h W	25-13
11/19/1949	-	- a L	13-3
9/30/1950	-	- h L	0-7
9/12/1970	-	17 h W	23-20
9/11/1971	17	- a L	7-24
9/16/1972	-	- a W	34-6
9/15/1973	-	- a L	28-41
9/14/1974	-	- h W	35-20
9/13/1975	-	- a L	17-23
9/11/1976	-	- h L	17-27
9/10/1977	-	- a L	0-17
10/7/1978	-	- h W	6-3
10/15/1988	-	8 a W	34-0
9/23/1989	-	- a L	10-21
9/29/1990	-	25- a W	27-6
10/19/1991	-	- a L	14-23

#### SERIES

Home: 8-3, Away: 3-7, Neutral: 0-0

## S.C. STATE

### GEORGIA TECH LEADS 1-0

DATE	GT	OPP	RESULT
9/4/2010	16/17	- h W	41-10

#### SERIES

Home: 1-0, Away: 0-0, Neutral: 0-0

## USC

### SERIES TIED 2-2

DATE	GT	OPP	RESULT
9/22/1961	-	9 a W	27-7
10/25/1969	-	7 a L	18-29

9/22/1973	-	1 h L	6-23
12/31/2012	-	n/v n <sup>1</sup> W	21-7
1 - El Paso, Texas (Hyundai Sun Bowl)			

#### SERIES

Home: 0-1, Away: 1-1, Neutral: 1-0

## SMU

### GEORGIA TECH LEADS 8-2-1

DATE	GT	OPP	RESULT
9/23/1950	-	10 a L	13-33
9/22/1951	-	- h W	21-7
10/4/1952	6	- a W	20-7
10/3/1953	9	- h W	6-4
10/2/1954	-	- a W	10-7
10/1/1955	3	- h W	20-7
9/29/1956	2	5 a W	9-7
9/28/1957	3	15 h T	0-0
10/25/1958	17	- a L	0-20
9/26/1959	16	6 h W	16-12
9/20/1969	-	- h W	24-21

#### SERIES

Home: 5-0-1, Away: 3-2, Neutral: 0-0

## STANFORD

### GEORGIA TECH LEADS 2-0

DATE	GT	OPP	RESULT
12/25/1991	-	17/17 n <sup>1</sup> W	18-17
12/27/2001	-	11/11 n <sup>2</sup> W	24-14
1 - Aloha Bowl (Honolulu, Hawaii)			
2 - Seattle Bowl (Seattle, Wash.)			

#### SERIES

Home: 0-0, Away: 0-0, Neutral: 2-0

## SYRACUSE

### GEORGIA TECH LEADS 3-1

DATE	GT	OPP	RESULT
8/26/2001	10/13	- n <sup>1</sup> W	13-7
12/21/2004	-	- n <sup>2</sup> W	51-14
10/19/2013	-	- h W	56-0
9/26/2020	-	- a L	37-20
1 - Kickoff Classic (E. Rutherford, N.J.)			
2 - Champs Sports Bowl (Orlando, Fla.)			

#### SERIES

Home: 1-0, Away: 0-1, Neutral: 2-0

## TEMPLE

### TEMPLE LEADS 1-0

DATE	GT	OPP	RESULT
9/29/2019	-	- a L	24-2

#### SERIES

Home: 0-0, Away: 1-0, Neutral: 0-0

## TENNESSEE

## TENNESSEE LEADS 25-17-2

DATE	GT	OPP	RESULT
11/22/1902	-	-	h L 6-10
11/21/1903	-	-	a L 0-11
10/22/1904	-	-	h W 2-0
11/4/1905	-	-	h W 45-0
10/19/1907	-	-	h W 6-4
10/31/1908	-	-	h L 5-6
10/30/1909	-	-	a W 29-0
10/14/1911	-	-	h W 24-0
9/28/1946	-	8	a L 9-13
9/27/1947	4	-	h W 27-0
11/6/1948	6	-	h L 6-13
11/5/1949	-	14	h W 30-13
11/6/1954	-	-	h W 28-7
11/5/1955	8	-	h T 7-7
11/10/1956	2	3	h L 0-6
11/9/1957	18	9	a L 6-21
10/11/1958	-	-	h W 21-7
10/10/1959	3	8	a W 14-7
11/5/1960	-	8	h W 14-7
11/11/1961	9	-	a L 6-10
10/13/1962	11	-	h W 17-0
10/12/1963	-	-	a W 23-7
11/7/1964	7	-	h L 14-22
11/6/1965	-	-	a L 7-21
10/8/1966	9	8	h W 6-3
10/14/1967	-	-	a L 13-24
10/12/1968	-	10	h L 7-24
10/11/1969	-	10	a L 8-26
10/10/1970	13	20	h L 6-17
10/9/1971	-	13	a L 6-10
9/9/1972	-	15	h L 3-34
10/13/1973	-	8	a L 14-20
10/9/1976	-	-	h L 7-42
10/8/1977	-	-	a W 24-8
10/13/1979	-	-	a L 0-31
10/11/1980	-	-	h L 10-23
10/10/1981	-	-	a L 7-10
10/23/1982	-	-	h W 31-21
10/22/1983	-	-	a L 3-37
10/27/1984	-	-	h L 21-24
10/26/1985	-	16	a T 6-6
10/25/1986	-	-	h W 14-13
10/24/1987	-	13	a L 15-29
9/4/2017 (MO)	-	25/24	n <sup>1</sup> L 20T 41-42

1 - Chick-fil-A Kickoff (Atlanta, Ga.)

## SERIES

Home: 13-11-1, Away: 4-13-1, Neutral: 0-1

## TEXAS

## TEXAS LEADS 1-0

DATE	GT	OPP	RESULT
1/1/1943	5	11	n <sup>1</sup> L 7-14

1 - Cotton Bowl (Dallas, Texas)

## SERIES

Home: 0-0, Away: 0-0, Neutral: 0-1

## TEXAS A&amp;M

## SERIES TIED 1-1

DATE	GT	OPP	RESULT
9/25/1965	-	-	h L 10-14
9/17/1966	-	-	h W 38-3

## SERIES

Home: 1-1, Away: 0-0, Neutral: 0-0

## TCU

## GEORGIA TECH LEADS 2-0

DATE	GT	OPP	RESULT
9/30/1967	-	-	h W 24-7
9/21/1968	-	-	h W 17-7

## SERIES

Home: 2-0, Away: 0-0, Neutral: 0-0

## TEXAS TECH

## GEORGIA TECH LEADS 2-0

DATE	GT	OPP	RESULT
1/1/1966	-	10	n <sup>1</sup> W 31-21
12/19/1970	13	19	n <sup>2</sup> W 17-9

1 - Gator Bowl (Jacksonville, Fla.)

2 - Sun Bowl (El Paso, Texas)

## SERIES

Home: 0-0, Away: 0-0, Neutral: 2-0

## TRANSYLVANIA

## GEORGIA TECH LEADS 1-0

DATE	GT	OPP	RESULT
10/16/1915	-	-	h W 67-0

## SERIES

Home: 1-0, Away: 0-0, Neutral: 0-0

## TROY

## GEORGIA TECH LEADS 1-0

DATE	GT	OPP	RESULT
9/16/2006	-	-	h W 35-20

## SERIES

Home: 1-0, Away: 0-0, Neutral: 0-0

## TULANE

## GEORGIA TECH LEADS 37-13

DATE	GT	OPP	RESULT
11/4/1916	-	-	h W 45-0
11/10/1917	-	-	a W 48-0
10/9/1926	-	-	h W 9-6
10/8/1927	-	-	h W 13-6
10/13/1928	-	-	a W 12-0
10/26/1929	-	-	a L 14-20
10/25/1930	-	-	h L 0-28
10/24/1931	-	-	a L 0-33
11/5/1932	-	-	h L 14-20
10/21/1933	-	-	h L 0-7

10/27/1934	-	-	a L 12-20
11/13/1943	19	-	a W 33-0
11/11/1944	13	-	h W 34-7
11/10/1945	-	-	a W 41-7
11/16/1946	7	-	h W 35-7
10/4/1947	4	-	a W 20-6
10/2/1948	6	-	h W 13-7
10/1/1949	-	4	a L 0-18
10/11/1952	5	-	h W 14-0
10/10/1953	10	-	a W 27-13
9/18/1954	7	-	h W 28-0
10/27/1956	3	15	h W 40-0
10/26/1957	-	-	a W 20-13
10/4/1958	-	-	h W 14-0
10/24/1959	9	-	a W 21-13
10/22/1960	-	-	h W 14-6
10/28/1961	9	-	a W 35-0
10/27/1962	-	-	h W 42-12
10/28/1963	-	-	a W 17-3
10/24/1964	-	-	h W 7-6
10/9/1965	-	-	a W 13-10
10/22/1966	6	-	h W 35-17
10/28/1967	-	-	a L 12-23
10/26/1968	-	-	h W 23-19
11/8/1969	-	-	a L 7-14
10/24/1970	-	-	h W 20-6
10/23/1971	-	-	a W 24-16
10/28/1972	-	-	h W 21-7
10/27/1973	-	-	a L 14-23
10/26/1974	-	18	h W 27-7
10/25/1975	-	-	a W 23-0
10/23/1976	-	-	h W 28-16
10/22/1977	-	-	a W 38-14
9/23/1978	-	-	h W 27-17
10/27/1979	-	-	a L 7-12
10/25/1980	-	-	h L 14-31
10/24/1981	-	-	a L 10-27
10/9/1982	-	-	a W 19-13
9/6/2014	-	-	a W 38-21
9/12/2015	15/16	-	h W 65-10

## SERIES

Home: 21-4, Away: 16-9, Neutral: 0-0

## TULSA

## GEORGIA TECH LEADS 2-1

DATE	GT	OPP	RESULT
1/1/1944	13	15	n <sup>1</sup> W 20-18
1/1/1945	13	-	n <sup>2</sup> L 12-26
1/4/2004	-	-	n <sup>3</sup> W 52-10

1 - Sugar Bowl (New Orleans, La.)

2 - Orange Bowl (Miami, Fla.)

3 - Humanitarian Bowl (Boise, Idaho)

## SERIES

Home: 0-0, Away: 0-0, Neutral: 2-1



# UCF

## GEORGIA TECH LEADS 3-1

DATE	GT	OPP	RESULT
10/26/1996	-	- h	W 27-20
9/18/1999	12/13	- h	W 41-10
9/2/2000	-	- h	W 21-17
9/19/2020	-	14/14 h	L 49-21

### SERIES

Home: 3-1, Away: 0-0, Neutral: 0-0

# USF

## SERIES IS TIED 1-1

DATE	GT	OPP	RESULT
9/8/2018	-	- a	L 38-49
9/7/2019	-	- h	W 14-10

### SERIES

Home: 1-0, Away: 0-1, Neutral: 0-0

# UTAH

## UTAH LEADS 2-0

DATE	GT	OPP	RESULT
12/29/2005	24/24	- n <sup>1</sup> L	10-38
12/31/2011	-	- n <sup>2</sup> Lot	27-30

1 - Emerald Bowl (San Francisco, Calif.)  
2 - Sun Bowl (El Paso, Texas)

### SERIES

Home: 0-0, Away: 0-0, Neutral: 0-2

# VANDERBILT

## GEORGIA TECH LEADS 20-15-3

DATE	GT	OPP	RESULT
11/19/1892	-	- h	L 10-20
11/17/1906	-	- h	L 6-37
11/16/1907	-	- h	L 0-54
11/12/1910	-	- h	L 0-23
11/3/1917	-	- h	W 83-0
10/18/1919	-	- h	W 20-0
10/16/1920	-	- a	W 44-0
11/15/1924	-	- h	L 0-3
11/7/1925	-	- h	W 7-0
11/6/1926	-	- h	L 7-13
11/5/1927	-	- a	T 0-0
11/10/1928	-	- h	W 19-7
11/9/1929	-	- h	L 7-23
11/8/1930	-	- h	L 0-6
10/31/1931	-	- h	L 7-49
10/29/1932	-	- a	L 0-12
11/4/1933	-	- a	L 6-9
10/6/1934	-	- h	L 12-27
11/2/1935	-	- h	L 13-14
10/24/1936	-	- a	T 0-0
10/30/1937	-	- h	W 14-0
10/29/1938	-	- a	L 7-13
10/21/1939	-	- h	W 14-6
10/19/1940	-	- h	W 19-0
10/18/1941	-	18 a	L 7-14
9/25/1948	6	- a	W 13-0
9/24/1949	-	- h	W 12-7
10/27/1951	3	- a	W 8-7

10/25/1952	5	-	h	W	30-0
10/31/1953	8	-	a	W	43-0
9/19/1964	-	-	h	W	14-2
9/18/1965	-	-	a	T	10-10
9/24/1966	-	-	h	W	42-0
9/23/1967	-	-	a	W	17-10
8/31/2002	-	-	h	W	45-3
9/27/2003	-	-	a	Wot	24-17
10/31/2009	11/11	-	a	W	56-31
9/17/2016	-	-	h	W	38-7

### SERIES

Home: 13-11, Away: 7-4-3, Neutral: 0-0

# VIRGINIA

## SERIES TIED 21-21-1

DATE	GT	OPP	RESULT		
11/13/1965	-	- h	W 42-19		
11/5/1966	5	-	h	W	14-13
10/5/1974	-	-	h	W	28-14
10/2/1976	-	-	h	W	35-14
11/6/1982	-	-	h	W	38-32
11/3/1983 (TH)	-	-	h	W	31-27
10/13/1984	20	-	a	T	20-20
9/21/1985	-	-	h	L	13-24
9/20/1986	-	-	a	W	28-14
11/7/1987	-	-	h	L	14-23
9/17/1988	-	-	a	L	16-17
9/16/1989	-	-	h	L	10-17
11/3/1990	16/14	1/1	a	W	41-38
9/19/1991 (TH) 17/19	-	-	h	W	24-21
9/19/1992	22/20	20/19	a	L	24-55
9/16/1993 (TH)	-	-	h	L	14-35
10/15/1994	-	-	h	L	7-24
9/16/1995	-	-	16/17 a	L	14-41
10/5/1996	-	-	12/11 h	W	13-7
11/8/1997	-	-	a	L	31-35
10/17/1998	25/25	7/6	h	W	41-38
11/6/1999	7/7	-	a	L	38-45
11/9/2000 (TH) 24/-	-	-	h	W	35-0
11/10/2001	20/17	-	a	L	38-39
10/26/2002	-	-	h	W	23-15
11/22/2003	-	-	a	L	17-29
11/20/2004	-	-	18/18 h	L	10-30
11/12/2005	24/24	-	a	L	17-27
9/21/2006 (TH)	-	-	h	W	24-7
9/22/2007	-	-	a	L	23-28
10/25/2008	21/21	-	h	L	17-24
10/24/2009	11/13	-	a	W	34-9
10/9/2010	-	-	h	W	33-21
10/15/2011	12/12	-	a	L	21-24
9/15/2012	rv/rv	-/rv	h	W	56-20
10/26/2013	-	-	a	W	35-25
11/1/2014	-	-	h	W	35-10
10/31/2015	-	-	a	L	21-27
11/19/2016	-	-	h	W	31-17
11/4/2017	-	-	a	L	36-40
11/17/2018	-	-	h	Wot	30-27
11/9/2019	-	-	rv/rv a	L	33-28
10/23/2021	-	-	a	L	40-48

### SERIES

Home: 17-7, Away: 4-14-1, Neutral: 0-0

# VMI

## GEORGIA TECH LEADS 14-1

DATE	GT	OPP	RESULT		
10/24/1914	-	- h	W 28-7		
10/6/1923	-	-	h	W	10-7
10/4/1924	-	-	h	W	3-0
10/3/1925	-	-	h	W	33-0
10/2/1926	-	-	h	W	13-0
10/1/1927	-	-	h	W	7-0
10/6/1928	-	-	h	W	13-0
10/5/1946	-	-	h	W	32-6
10/11/1947	4	-	h	W	20-0
11/11/1950	-	-	h	L	13-14
11/10/1951	8	-	h	W	34-7
11/10/1973	-	-	h	W	36-7
10/11/1975	-	-	h	W	38-10
11/8/1986	-	-	h	W	52-6
11/5/1988	-	-	h	W	34-7

### SERIES

Home: 14-1, Away: 0-0, Neutral: 0-0

# VIRGINIA TECH

## VIRGINIA TECH LEADS 11-7

DATE	GT	OPP	RESULT			
11/10/1990	7/7	-	h	W	6-3	
8/27/2000	-	-	-	-	-	Canceled (weather)
10/28/2004 (TH)	-	-	22/22 h	L	20-34	
9/24/2005	-	-	4/4 a	L	7-51	
9/30/2006	24/-	11/10	a	W	38-27	
11/1/2007 (TH)	-	-	11/13 h	L	3-27	
9/13/2008	-	-	a	L	17-20	
10/17/2009	19/20	4/4	h	W	28-23	
11/4/2010 (TH)	-	-	20/20 a	L	21-28	
11/10/2011 (TH) 20/19/0/9	h	L	26-37			
9/3/2012 (MON) rv/rv	16/20	a	Lot	17-20		
9/26/2013 (TH) rv/rv	-	-	h	L	10-17	
9/20/2014	-	-	a	W	27-24	
11/12/2015	-	-	h	L	21-23	
11/12/2016	-	-	18/22 a	W	30-20	
11/11/2017	-	-	17/17 h	W	28-22	
10/25/2018	-	-	a	W	49-28	
11/16/2019	-	-	rv/rv h	L	0-45	
10/30/2021	-	-	h	L	17-26	

### SERIES

Home: 3-7, Away: 3-4, Neutral: 0-0

# WASHINGTON & LEE

## GEORGIA TECH LEADS 4-1-1

DATE	GT	OPP	RESULT		
10/28/1916	-	-	h	T	7-7
10/20/1917	-	-	h	L	63-0
11/8/1919	-	-	h	L	0-3
10/23/1926	-	-	h	W	19-7
10/9/1948	6	-	h	W	27-0
10/8/1949	-	-	h	W	36-0

### SERIES

Home: 4-1-1, Away: 0-0, Neutral: 0-0





## WAKE FOREST

### GEORGIA TECH LEADS 23-8

DATE	GT	OPP	RESULT
9/29/1917	-	-	h W 33-0
10/4/1919	-	-	h W 14-0
9/25/1920	-	-	h W 44-0
9/24/1921	-	-	h W 42-0
11/13/1982	-	-	a W 45-7
11/12/1983	-	-	h W 49-33
11/17/1984	-	-	a W 24-7
11/16/1985	-	-	h W 41-10
11/22/1986	-	-	a L 21-24
11/21/1987	-	-	h L 6-33
11/12/1988	-	-	a L 24-28
11/18/1989	-	-	h W 43-14
11/17/1990	4/5	-	a W 42-7
11/16/1991	-	-	h W 27-3
11/14/1992	-	-	h L 10-23
11/13/1993	-	-	a W 38-28
11/19/1994	-	-	h L 13-20
11/4/1995	-	-	a W 24-23
9/14/1996	-	-	h W 30-10
9/20/1997	-	-	a W 28-26
11/21/1998	21/21	-	h W 63-35
11/20/1999	14/12	-	a L 23-26
10/14/2000	-	-	h W 52-20
11/17/2001	-/23	-	a W 38-33
10/5/2002	-	-	h L 21-24
10/11/2003	-	-	a W 24-7
11/5/2004	-	-	h W 30-17
12/2/2006	23/22	16/16	n <sup>1</sup> L 6-9
11/7/2009	10/11	-	h W 30-27
10/2/2010	-	-	a W 24-20
10/21/2017	-	-	h W 38-24

1 – ACC Championship Game (Jacksonville, Fla.)

### SERIES

Home: 14-4, Away: 9-3, Neutral: 0-1

## W. CAROLINA

### GEORGIA TECH LEADS 5-0

DATE	GT	OPP	RESULT
10/12/1985	-	-	h W 24-17
11/4/1989	-	-	h W 34-7
9/12/1992	24/24	-	h W 37-19
9/10/1994	-	-	h W 45-26
9/1/2011	-	-	h W 63-21

### SERIES

Home: 5-0, Away: 0-0, Neutral: 0-0

## WEST VIRGINIA

### GEORGIA TECH LEADS 2-1

DATE	GT	OPP	RESULT
1/1/1954	8	10	n <sup>1</sup> W 42-19
12/29/1997	-	-	n <sup>2</sup> W 35-30
1/1/2007	-/25	13/12	n <sup>3</sup> L 35-38

1 – Sugar Bowl (New Orleans, La.)

2 – Carquest Bowl (Miami Gardens, Fla.)

3 – Gator Bowl (Jacksonville, Fla.)

### SERIES

Home: 0-0, Away: 0-0, Neutral: 2-1

## WILLIAM & MARY

### GEORGIA TECH LEADS 1-0

DATE	GT	OPP	RESULT
9/29/1979	-	-	h W 33-7

### SERIES

Home: 1-0, Away: 0-0, Neutral: 0-0

## WOFFORD

### GEORGIA TECH LEADS 2-0

DATE	GT	OPP	RESULT
10/18/1901	-	-	n <sup>1</sup> W 33-0
8/30/2014	-	-	h W 38-19

1 – Augusta, Ga.

### SERIES

Home: 1-0, Away: 0-0, Neutral: 1-0



<b>ACC</b>	<b>W</b>	<b>L</b>	<b>T</b>	<b>CONFERENCE USA</b>	<b>W</b>	<b>L</b>	<b>T</b>	<b>PAC-12</b>	<b>W</b>	<b>L</b>	<b>T</b>
Boston College	7	3	0	Charlotte	0	0	0	Arizona	0	2	0
Clemson	50	33	2	Florida Atlantic	0	0	0	Arizona State	0	0	0
Duke	52	35	1	FIU	0	0	0	California	3	4	0
Florida State	13	14	1	Louisiana Tech	0	0	0	Colorado	0	0	0
Louisville	2	0	0	Marshall	0	0	0	Oregon	0	0	0
Miami	13	12	0	Middle Tennessee	2	1	0	Oregon State	0	0	0
North Carolina	30	22	3	North Texas	0	0	0	Stanford	2	0	0
NC State	20	11	0	Old Dominion	0	0	0	Southern California	2	2	0
Pittsburgh	5	10	0	Rice	2	0	1	UCLA	0	0	0
Syracuse	3	1	0	Southern Miss	0	0	0	Utah	0	2	0
Virginia	21	20	1	UAB	0	0	0	Washington	0	0	0
Virginia Tech	7	10	0	UTEP	0	0	0	Washington State	0	0	0
Wake Forest	23	8	0	UTSA	0	0	0	<b>TOTAL</b>	<b>7</b>	<b>10</b>	<b>0</b>
<b>TOTAL</b>	<b>246</b>	<b>179</b>	<b>8</b>	Western Kentucky	0	0	0	<b>TOTAL</b>	<b>7</b>	<b>10</b>	<b>0</b>
<b>AMERICAN</b>	<b>W</b>	<b>L</b>	<b>T</b>	<b>INDEPENDENTS</b>	<b>W</b>	<b>L</b>	<b>T</b>	<b>SEC</b>	<b>W</b>	<b>L</b>	<b>T</b>
Cincinnati	0	0	0	Army	3	1	0	Alabama	21	28	3
Connecticut	3	0	0	BYU	1	3	0	Arkansas	1	1	0
East Carolina	0	0	0	Notre Dame	6	29	1	Auburn	41	47	4
Houston	0	0	0	UMass	0	0	0	Florida	24	9	6
Memphis	2	1	0	<b>TOTAL</b>	<b>10</b>	<b>33</b>	<b>1</b>	Georgia	41	68	5
Navy	16	9	0	Central Michigan	0	0	0	Kentucky	12	7	1
SMU	8	2	1	Eastern Michigan	0	0	0	LSU	12	7	0
Temple	0	1	0	Miami (Ohio)	0	0	0	Mississippi	2	2	0
Tulane	37	13	0	Northern Illinois	0	0	0	Mississippi State	5	0	0
Tulsa	2	1	0	Ohio	0	0	0	Missouri	1	1	0
UCF	3	1	0	Western Michigan	0	0	0	South Carolina	11	10	0
USF	1	1	0	<b>TOTAL</b>	<b>1</b>	<b>0</b>	<b>0</b>	Tennessee	17	25	2
<b>TOTAL</b>	<b>72</b>	<b>29</b>	<b>1</b>	Air Force	3	1	0	Texas A&M	1	1	0
<b>BIG TEN</b>	<b>W</b>	<b>L</b>	<b>T</b>	Boise State	0	0	0	Vanderbilt	20	15	3
Illinois	0	0	0	Colorado State	0	0	0	<b>TOTAL</b>	<b>209</b>	<b>221</b>	<b>24</b>
Indiana	0	0	0	Fresno State	0	2	0	<b>SUN BELT</b>	<b>W</b>	<b>L</b>	<b>T</b>
Iowa	0	1	0	Hawai'i	0	0	0	Appalachian State	0	0	0
Maryland	15	6	0	Nevada	0	0	0	Arkansas State	0	0	0
Michigan	0	1	0	New Mexico	0	0	0	Coastal Carolina	0	0	0
Michigan State	3	0	0	San Diego State	0	0	0	Georgia Southern	2	0	0
Minnesota	0	1	0	San Jose State	0	0	0	Georgia State	0	0	0
Nebraska	1	0	0	UNLV	0	0	0	Idaho	0	0	0
Northwestern	0	0	0	Utah State	0	0	0	Louisiana-Lafayette	0	0	0
Ohio State	0	0	0	Wyoming	0	0	0	New Mexico State	1	0	0
Penn State	3	4	0	<b>TOTAL</b>	<b>3</b>	<b>3</b>	<b>0</b>	South Alabama	0	0	0
Purdue	0	1	0	San Diego State	0	0	0	Texas State	0	0	0
Rutgers	1	0	0	San Jose State	0	0	0	Troy	1	0	0
Wisconsin	0	0	0	UNLV	0	0	0	ULM	0	0	0
<b>TOTAL</b>	<b>23</b>	<b>14</b>	<b>0</b>	Utah State	0	0	0	<b>TOTAL</b>	<b>3</b>	<b>0</b>	<b>0</b>
<b>BIG 12</b>	<b>W</b>	<b>L</b>	<b>T</b>	Wyoming	0	0	0	<b>TOTAL</b>	<b>3</b>	<b>0</b>	<b>0</b>
Baylor	3	1	0	<b>TOTAL</b>	<b>3</b>	<b>3</b>	<b>0</b>	<b>TOTAL</b>	<b>3</b>	<b>0</b>	<b>0</b>
Iowa State	1	0	0	San Diego State	0	0	0	<b>TOTAL</b>	<b>3</b>	<b>0</b>	<b>0</b>
Kansas	2	1	0	San Jose State	0	0	0	<b>TOTAL</b>	<b>3</b>	<b>0</b>	<b>0</b>
Kansas State	0	0	0	UNLV	0	0	0	<b>TOTAL</b>	<b>3</b>	<b>0</b>	<b>0</b>
Oklahoma	0	0	0	Utah State	0	0	0	<b>TOTAL</b>	<b>3</b>	<b>0</b>	<b>0</b>
Oklahoma State	0	0	0	Wyoming	0	0	0	<b>TOTAL</b>	<b>3</b>	<b>0</b>	<b>0</b>
TCU	2	0	0	<b>TOTAL</b>	<b>3</b>	<b>3</b>	<b>0</b>	<b>TOTAL</b>	<b>3</b>	<b>0</b>	<b>0</b>
Texas	0	1	0	<b>TOTAL</b>	<b>3</b>	<b>3</b>	<b>0</b>	<b>TOTAL</b>	<b>3</b>	<b>0</b>	<b>0</b>
Texas Tech	2	0	0	<b>TOTAL</b>	<b>3</b>	<b>3</b>	<b>0</b>	<b>TOTAL</b>	<b>3</b>	<b>0</b>	<b>0</b>
West Virginia	2	1	0	<b>TOTAL</b>	<b>3</b>	<b>3</b>	<b>0</b>	<b>TOTAL</b>	<b>3</b>	<b>0</b>	<b>0</b>
<b>TOTAL</b>	<b>12</b>	<b>4</b>	<b>0</b>	<b>TOTAL</b>	<b>3</b>	<b>3</b>	<b>0</b>	<b>TOTAL</b>	<b>3</b>	<b>0</b>	<b>0</b>





1978		1998			2005			2011			
	AP	AP	CP	BCS	AP	CP	BCS	AP	CP	BCS	
Nov. 13	20	Oct. 12	25		Sept. 6	17		Sept. 18	25	24	
		Oct. 19	20		Sept. 11	16		Sept. 25	21	21	
<b>1984</b>		Oct. 26	23	17	Sept. 18	15		Oct. 2	13	13	
	AP	Nov. 2	23		Sept. 25	25	24	Oct. 9	12	12	
Sept. 26	18	Nov. 9	22		Nov. 6	24	23	Oct. 16	20	19	
Oct. 2	12	Nov. 16	21	22	Nov. 20	20	21	Oct. 30	22	23	
Oct. 10	20	Nov. 23	17	19	Nov. 27	24	24	Nov. 6	20	19	
		Nov. 30	12	12	Dec. 4	24	24	Nov. 20	25	21	
<b>1985</b>		Dec. 7	12	14							
	AP	<b>FINAL</b>	<b>9</b>		<b>2006</b>			<b>2014</b>			
<b>FINAL</b>	<b>19</b>					AP	CP	BCS	AP	CP	CFP
<b>1990</b>		<b>1999</b>			Sept. 24	24		Oct. 5	22	23	
	AP	AP	CP	BCS	Oct. 1	18		Nov. 2	-	-	24
	UPI	Preseason	11		Oct. 8	13		Nov. 9	24	23	22
Oct. 2	23	Aug. 28	10		Oct. 15	13	19	Nov. 16	17	16	18
Oct. 9	18	Sept. 6	10		Oct. 22	21	24	Nov. 23	16	15	16
Oct. 16	11	Sept. 13	12		Oct. 29	20	20	Nov. 30	12	12	11
Oct. 23	16	Sept. 20	10		Nov. 5	19	18	Dec. 7	10	9	12
Oct. 30	16	Sept. 27	9		Nov. 12	18	18	<b>FINAL</b>	<b>8</b>	<b>7</b>	
Nov. 6	7	Oct. 3	7		Nov. 19	16	16				
Nov. 13	.4	Oct. 10	8		Nov. 26	23	22	<b>2015</b>			
Nov. 20	3	Oct. 17	8						AP	CP	CFP
Nov. 27	2	Oct. 24	7		<b>2007</b>			Preseason	16	17	
Dec. 4	2	Nov. 1	7			AP	CP	BCS	Sept. 4	15	16
<b>FINAL</b>	<b>2</b>	Nov. 8	13		Sept. 4	21	21	Sept. 13	14	16	
	<b>1</b>	Nov. 15	14		Sept. 9	15	15	Sept. 20	20	20	
<b>1991</b>		Nov. 22	20								
	AP	Nov. 29	17		<b>2008</b>						
	CP	Dec. 6	17			AP	CP	BCS			
Preseason	8	<b>FINAL</b>	<b>17</b>		Oct. 19	21	21	18			
Sept. 3	17				Nov. 2	22	20	20			
Sept. 10	17	<b>2000</b>			Nov. 23	18	23	22			
Sept. 17	17		AP	CP	BCS	Nov. 30	15	16	15		
Sept. 23	19	Oct. 29	25		Dec. 7	14	15	14			
Sept. 30	21	Nov. 5	24		<b>FINAL</b>	<b>22</b>	<b>22</b>				
		Nov. 12	20	22							
<b>1992</b>		Nov. 19	18		<b>2009</b>						
	AP	Nov. 26	17	13		AP	CP	BCS			
	CP	Dec. 3	15	13	Preseason	15	15				
Preseason	23	<b>FINAL</b>	<b>17</b>		Sept. 8	15	13				
Sept. 1	24				Sept. 13	14	13				
Sept. 8	24	<b>2001</b>			Sept. 27	25					
Sept. 15	22		AP	CP	BCS	Oct. 4	22	23			
Sept. 29	23	Preseason	10		Oct. 11	19	20				
Oct. 6	17	Aug. 26	11		Oct. 18	11	13	12			
Oct. 13	16	Sept. 3	10		Oct. 25	11	11	11			
Oct. 20	19	Sept. 9	10		Nov. 1	10	11	10			
		Sept. 16	*NP		Nov. 8	7	7	7			
<b>1996</b>		Sept. 23	9		Nov. 15	7	7	7			
	AP	Sept. 30	17		Nov. 22	7	7	7			
	CP	Oct. 7	15		Nov. 29	12	12	10			
Oct. 7	23	Oct. 14	23		Dec. 6	9	10	9			
Oct. 14	22	Oct. 21	21		<b>FINAL</b>	<b>13</b>	<b>13</b>				
		Oct. 28	23								
<b>1997</b>		Nov. 4	20		<b>2010</b>						
	AP	Nov. 18	21			AP	CP	BCS			
	CP	<b>FINAL</b>	<b>24</b>		Preseason	16	17				
Oct. 6	25				Sept. 7	15	17				
Oct. 13	21										
<b>FINAL</b>	<b>25</b>										

\*NP=no poll published the week after Sept. 11, 2001



**GEORGIA TECH IN FINAL POLLS**

YEAR	REC	AP	C	BCS/CFP
1939	8-2	16	-	
1942	9-2	5	-	
1943	8-3	13	-	
1944	8-3	13	-	
1946	9-2	11	-	
1947	10-1	10	-	
1951	11-0-1	5	5	
1952*	12-0	2	2	
1953	9-2-1	8	9	
1954	8-3	-	13	
1955	9-1-1	7	7	
1956	10-1	4	4	
1961	7-4	13	13	
1962	7-3-1	-	11	
1966	9-2	8	8	
1970	9-3	13	17	
1972	7-4-1	20	-	
1985	9-2-1	19	18	
1990	11-0-1	2	1	
1997	7-5	25	-	
1998	10-2	9	11	-
1999	8-4	21	20	-
2000	9-3	17	19	-
2001	8-5	24	-	-
2008	9-4	22	22	-
2009	11-3	13	13	9
2014	11-3	8	7	12

\* — No. 1 by International News Service  
**C** — Coaches' poll: Released by UPI through 1990, then by USA TODAY beginning in 1991  
**BCS/CFP** — BCS rankings were released from 1998-2013; College Football Playoff rankings began in 2014.

**GEORGIA TECH IN AP TOP 25**

**Last time ranked in AP Top 25:**  
 Sept. 26, 2015  
**Last time ranked in AP Top 10:**  
 Jan. 13, 2015  
**Weeks ranked in AP poll**..... 307  
**Weeks ranked in Top 10**..... 146  
**Weeks ranked in Top 5**..... 58  
**Highest AP Ranking**..... No. 2 (13 times)

**GEORGIA TECH VS. AP TOP 25**

Overall.....	93-178-6
Home.....	50-80-4
Away.....	26-89-2
Neutral sites.....	17-13-0
<b>ALL H A N BOWL</b>	
vs. ACC	30-50 19-21 10-27 1-2 0-0
vs. No. 1	2-10-1 1-3-1 1-7 0-0 0-0
vs. No. 2	0-10-1 0-5-1 0-4 0-1 0-0
vs. No. 3	1-11 0-6 1-5 0-0 0-0
vs. No. 4	3-11 2-7 1-4 0-0 0-0
vs. No. 5	3-13 1-2 2-5 0-0 0-0
vs. No. 6	5-8 3-4 1-4 1-0 1-0
vs. No. 7	3-14 2-5 0-7 1-2 1-1
vs. No. 8	5-10 3-4 1-6 1-0 1-0
vs. No. 9	7-11 4-3 1-6 1-1 1-1
vs. No. 10	4-10 0-4 1-5 3-1 3-1
vs. No. 11	4-8 1-2 1-5 2-1 2-1
vs. No. 12	5-6 2-2 2-4 1-0 1-0
vs. No. 13	5-7 2-2 2-3 1-2 1-1
vs. No. 14	2-12 1-7 1-5 0-0 0-0
vs. No. 15	4-6-2 3-5-1 0-1-1 1-0 1-0
vs. No. 16	5-5-2 4-0-1 1-4-1 0-1 0-0
vs. No. 17	10-5 7-2 1-1 2-2 2-2
vs. No. 18	7-7 4-3 3- 0-0 0-0
vs. No. 19	7-3 2-1 3-2 2-0 2-0
vs. No. 20	4-7 3-4 1-3 0-0 0-0
vs. No. 21	2-1 2-1 0-0 0-0 0-0
vs. No. 22	2-4 2-2 0-2 0-0 0-0
vs. No. 23	3-1 1-0 2-0 0-1 0-1
vs. No. 24	0-0 0-0 0-0 0-0 0-0
vs. No. 25	2-5 1-2 0-1 1-2 0-0

**GEORGIA TECH VS. AP TOP 10**

<b>Last win vs. Top 10 team</b>		
Oct. 24, 2015		
<b>Last home win vs. Top 10 team</b>		
Oct. 24, 2015		
<b>Last road win vs. Top 10 team</b>		
Nov. 29, 2014		
<b>Last bowl win vs. Top 10 team</b>		
Dec. 31, 2014		
<b>Last ACC win vs. Top 10 team</b>		
Oct. 24, 2015		
<b>Longest win streak vs. Top 10</b>		
6 (1959-62)		
<b>Longest losing streak vs. Top 10</b>		
25 (1966-80)		
<b>Most Common Top 10 Opponent</b>		
Georgia, 18		
<b>DATE</b>	<b>OPPONENT</b>	<b>RESULT</b>
Nov. 14, 1936	4 Alabama	L, 16-20
Nov. 13, 1937	at 3 Alabama	L, 0-7
Jan. 1, 1940	vs. 6 Missouri	W, 21-7
Nov. 1, 1941	4 Duke	L, 0-14
Nov. 15, 1941	at 9 Alabama	L, 0-20
Nov. 14, 1942	5 Alabama	W, 7-0
Nov. 28, 1942	at 5 Georgia	L, 0-34
Oct. 23, 1943	at 3 Navy	L, 14-28
Oct. 30, 1943	8 Duke	L, 7-14
Oct. 21, 1944	9 Navy	W, 17-15
Oct. 20, 1945	at 2 Navy	L, 6-20
Nov. 30, 1946	at 3 Georgia	L, 7-35
Nov. 1, 1947	9 Duke	W, 7-0

Oct. 28, 1950	4 Kentucky	L, 14-28
Jan. 1, 1952	vs. 9 Baylor	W, 17-14
Nov. 1, 1952	at 6 Duke	W, 28-7
Jan. 1, 1953	vs. 7 Ole Miss	W, 24-7
Oct. 24, 1953	at 1 Notre Dame	L, 14-27
Jan. 1, 1954	vs. 10 W. Virginia	W, 42-19
Jan. 1, 1955	vs. 10 Arkansas	W, 14-6
Sept. 29, 1956	at 5 SMU	W, 9-7
Nov. 10, 1956	3 Tennessee	L, 0-6
Oct. 19, 1957	9 Auburn	L, 0-3
Nov. 2, 1957	7 Duke	W, 13-0
Nov. 9, 1957	at 9 Tennessee	L, 6-21
Oct. 18, 1958	2 Auburn	T, 7-7
Sept. 26, 1959	6 SMU	W, 16-12
Oct. 3, 1959	6 Clemson	W, 16-6
Oct. 10, 1959	at 8 Tennessee	W, 14-7
Nov. 5, 1960	8 Tennessee	W, 14-7
Sept. 22, 1961	at 9 USC	W, 27-7
Nov. 17, 1962	1 Alabama	W, 7-6
Nov. 16, 1963	at 7 Alabama	L, 11-27
Nov. 14, 1964	2 Alabama	L, 7-24
Jan. 1, 1966	vs. 10 Texas Tech	W, 31-21
Oct. 8, 1966	8 Tennessee	W, 6-3
Nov. 26, 1966	at 7 Georgia	L, 14-23
Nov. 18, 1967	9 Notre Dame	L, 3-36
Oct. 12, 1968	10 Tennessee	L, 7-24
Nov. 16, 1968	at 9 Notre Dame	L, 6-34
Nov. 30, 1968	at 4 Georgia	L, 8-47
Oct. 1, 1969	at 10 Tennessee	L, 8-26
Oct. 25, 1969	at 7 USC	L, 18-29
Nov. 15, 1969	9 Notre Dame	L, 20-38
Oct. 17, 1970	at 8 Auburn	L, 7-31
Nov. 14, 1970	at 1 Notre Dame	L, 7-10
Oct. 16, 1971	5 Auburn	L, 14-31
Nov. 25, 1971	7 Georgia	L, 24-28
Sept. 22, 1973	1 USC	L, 6-23
Oct. 13, 1973	at 8 Tennessee	L, 14-20
Sept. 9, 1974	2 Notre Dame	L, 7-31
Oct. 19, 1974	at 5 Auburn	L, 22-31
Sept. 18, 1976	3 Pittsburgh	L, 14-42
Nov. 27, 1976	at 4 Georgia	L, 10-13
Nov. 5, 1977	at 5 Notre Dame	L, 14-69
Nov. 18, 1978	10 Notre Dame	L, 21-38
Dec. 25, 1978	vs. 7 Purdue	L, 21-41
Sept. 8, 1979	2 Alabama	L, 6-30
Oct. 6, 1979	at 10 Notre Dame	L, 13-21
Sept. 6, 1980	at 2 Alabama	L, 3-26
Oct. 4, 1980	at 10 N. Carolina	L, 0-33
Nov. 8, 1980	1 Notre Dame	T, 3-3
Nov. 29, 1980	at 1 Georgia	L, 20-38
Sept. 12, 1981	at 4 Alabama	W, 24-21
Oct. 3, 1981	6 North Carolina	L, 7-28
Nov. 28, 1981	3 Georgia	L, 7-44
Sept. 11, 1982	4 Alabama	L, 7-45
Nov. 27, 1982	at 1 Georgia	L, 18-38
Oct. 1, 1983	5 North Carolina	L, 21-38
Oct. 15, 1983	5 Auburn	L, 13-31
Nov. 26, 1983	1 Georgia	L, 24-27
Oct. 19, 1985	8 Auburn	L, 14-17
Oct. 18, 1986	at 7 Auburn	L, 10-31
Sept. 26, 1987	at 9 Clemson	L, 12-33
Oct. 17, 1987	5 Auburn	L, 10-20
Oct. 15, 1988	8 South Carolina	W, 34-0
Nov. 3, 1990	at 1/1 Virginia	W, 41-38
Sept. 28, 1991	at 7/5 Clemson	L, 7-9
Oct. 17, 1992	6/6 Florida State	L, 24-29





Nov. 28, 1992	at 9/10 Georgia	L, 17-31
Oct. 2, 1993	at 1/1 Florida St.	L, 0-51
Nov. 5, 1994	8/6 Florida State	L, 10-41
Oct. 21, 1995	1/1 Florida State	L, 10-42
Nov. 2, 1996	3/2 Florida State	L, 3-49
Oct. 18, 1997	at 3/3 Florida St.	L, 0-38
Oct. 30, 1997	5/5 N. Carolina	L, 13-16
Oct. 17, 1998	7/6 Virginia	W, 41-38
Oct. 24, 1998	6/6 Florida State	L, 7-34
Sept. 11, 1999	at 1/1 Florida St.	L, 35-41
Sept. 9, 2000	2/2 Florida State	L, 21-26
Oct. 28, 2000	at 5/4 Clemson	W, 31-28
Nov. 2, 2002	at 10/8 NC State	W, 24-17
Nov. 30, 2002	at 5/5 Georgia	L, 7-51
Sept. 13, 2003	at 10/11 Florida St.	L, 13-14
Nov. 29, 2003	5/5 Georgia	L, 17-34
Oct. 2, 2004	4/4 Miami	L, 7-24
Nov. 27, 2004	at 8/7 Georgia	L, 13-19
Sept. 24, 2005	at 4/4 Va. Tech	L, 7-51
Nov. 19, 2005	at 3/3 Miami	W, 14-10
Sept. 2, 2006	2/3 Notre Dame	L, 10-14
Sept. 30, 2006	at 11/10 Va. Tech	W, 38-27
Nov. 24, 2007	6/7 Georgia	L, 17-31
Oct. 17, 2009	4/4 Virginia Tech	W, 28-23
Oct. 29, 2011	6/6 Clemson	W, 31-17
Nov. 10, 2011	10/9 Va. Tech	L, 26-37
Nov. 24, 2012	at 3/3 Georgia	L, 10-42
Nov. 14, 2013	at 8/6 Clemson	L, 31-55
Nov. 29, 2014	at 9/10 Georgia	W, 30-24 <sup>OT</sup>
Dec. 6, 2014	vs. 2/2 Florida St.	L, 35-37
Dec. 31, 2014	vs. 8/8 Miss. St.	W, 49-34
Sept. 19, 2015	at 8/10 Notre Dame	L, 22-30
Oct. 10, 2015	at 6/6 Clemson	L, 24-43
Oct. 24, 2015	at 9/9 Florida St.	W, 22-16
Sept. 22, 2016	5/3 Clemson	L, 7-26
Oct. 14, 2017	at 11/10 Miami	L, 24-25
Oct. 28, 2017	at 7/7 Clemson	L, 10-24
Nov. 25, 2017	7/7 Georgia	L, 7-38
Sept. 22, 2018	3/2 Clemson	L, 21-49
Nov. 24, 2018	at 5 Georgia	L, 10-34
Aug. 29, 2019	at 1/1 Clemson	L, 52-14
Nov. 30, 2019	4/4 Georgia	L, 52-7
Sept. 19, 2020	14/14 UCF	L, 49-21
Oct. 17, 2020	1/1 Clemson	L, 73-7
Oct. 31, 2020	4/4 Notre Dame	L, 31-13
Sept. 18, 2021	at 6/6 Clemson	L, 14-8
Sept. 25, 2021	21/20 N. Carolina	W, 45-22
Nov. 20, 2021	at 6/6 Notre Dame	L, 55-0
Nov. 27, 2021	1/1 Georgia	L, 45-0

**GEORGIA TECH ON HOLIDAYS****THANKSGIVING — 21-14-2**

DATE	OPPONENT	RESULT
Nov. 30, 1893	St. Albans	L, 0-6
Nov. 29, 1894	Ft. McPherson	L, 0-34
Nov. 24, 1898	vs. Clemson	L, 0-23
Nov. 30, 1899	at Clemson	L, 5-41
Nov. 27, 1902	at Alabama	L, 0-26
Nov. 26, 1903	South Carolina	L, 0-16
Nov. 24, 1904	Cumberland	W, 18-0
Nov. 30, 1905	Clemson	W, 17-12
Nov. 29, 1906	Clemson	L, 0-10
Nov. 28, 1907	Clemson	L, 5-6
Nov. 26, 1908	Clemson	W, 30-6
Nov. 25, 1909	Clemson	W, 29-3
Nov. 24, 1910	Clemson	W, 34-0
Nov. 30, 1911	Clemson	W, 31-0
Nov. 28, 1912	Clemson	W, 23-0
Nov. 27, 1913	Clemson	W, 34-0
Nov. 26, 1914	Clemson	W, 26-6
Nov. 25, 1915	Auburn	W, 7-0
Nov. 30, 1916	Auburn	W, 33-7
Nov. 22, 1917	Auburn	W, 68-7
Nov. 28, 1918	Auburn	W, 41-0
Nov. 27, 1919	Auburn	L, 7-14
Nov. 25, 1920	Auburn	W, 34-0
Nov. 24, 1921	Auburn	W, 14-0
Nov. 30, 1922	Auburn	W, 14-6
Nov. 29, 1923	Auburn	T, 0-0
Nov. 27, 1924	Auburn	W, 7-0
Nov. 26, 1925	Auburn	T, 7-7
Nov. 25, 1926	Auburn	W, 20-7
Nov. 24, 1927	Auburn	W, 18-0
Nov. 29, 1928	Auburn	W, 51-0
Nov. 28, 1929	Auburn	W, 19-6
Nov. 27, 1930	Florida	L, 7-55
Nov. 25, 1971	Georgia	L, 24-28
Nov. 27, 1975	Georgia	L, 26-42
Nov. 25, 1993	Georgia	L, 10-43
Nov. 23, 1995	Georgia	L, 17-18

**CHRISTMAS — 1-1**

DATE	OPPONENT	RESULT
Dec. 25, 1978	vs. Purdue	L, 21-41
Dec. 25, 1991	vs. Stanford	W, 18-17

**NEW YEAR'S EVE — 5-4**

DATE	OPPONENT	RESULT
Dec. 31, 1965	vs. Texas Tech	W, 31-21
Dec. 31, 1985	vs. Michigan St.	W, 17-14
Dec. 31, 2002	vs. Fresno State	L, 21-30
Dec. 31, 2007	vs. Fresno State	L, 28-40
Dec. 31, 2008	vs. LSU	L, 3-38
Dec. 31, 2011	vs. Utah	L, 27-30 <sup>OT</sup>
Dec. 31, 2012	vs. USC	W, 21-7
Dec. 31, 2014	vs. Mississippi St.	W, 49-34
Dec. 31, 2016	vs. Kentucky	W, 33-18

**NEW YEAR'S DAY — 11-4-0**

DATE	OPPONENT	RESULT
Jan. 1, 1929	vs. California	W, 8-7
Jan. 1, 1940	vs. Missouri	W, 21-7
Jan. 1, 1943	vs. Texas	L, 7-14
Jan. 1, 1944	vs. Tulsa	W, 20-18
Jan. 1, 1945	vs. Tulsa	L, 12-26
Jan. 1, 1947	vs. Saint Mary's	W, 41-19
Jan. 1, 1948	vs. Kansas	W, 20-14
Jan. 1, 1952	vs. Baylor	W, 17-14
Jan. 1, 1953	vs. Ole Miss	W, 24-7
Jan. 1, 1954	vs. West Virginia	W, 42-19
Jan. 1, 1955	vs. Arkansas	W, 14-6
Jan. 1, 1991	vs. Nebraska	W, 45-21
Jan. 1, 1999	vs. Notre Dame	W, 35-28
Jan. 1, 2000	vs. Miami	L, 13-28
Jan. 1, 2007	vs. West Virginia	L, 35-38

**GEORGIA TECH VS. AP NO. 1**

DATE	OPPONENT	RESULT
Oct. 24, 1953	at Notre Dame	L, 14-27
Nov. 17, 1962	Alabama	W, 7-6
Nov. 14, 1970	Notre Dame	L, 7-10
Sept. 22, 1973	USC	L, 6-23
Nov. 8, 1980	Notre Dame	T, 3-3
Nov. 29, 1980	at Georgia	L, 20-38
Nov. 27, 1982	at Georgia	L, 18-38
Nov. 3, 1990	at Virginia	W, 41-38
Oct. 2, 1993	at Florida State	L, 0-51
Oct. 21, 1995	at Florida State	L, 10-42
Nov. 11, 1999	at Florida State	L, 35-41
Aug. 29, 2019	at Clemson	L, 52-14
Oct. 17, 2020	Clemson	L, 73-7


**GEORGIA TECH HOMECOMING — 53-18-1**

DATE	OPPONENT	RESULT	ATTEN.
Oct. 29, 1949	Duke	L, 14-27	38,000
Oct. 28, 1950	Kentucky	L, 14-28	35,000
Nov. 3, 1951	Duke	T, 14-14	36,000
Oct. 25, 1952	Vanderbilt	W, 30-0	35,373
Nov. 7, 1953	Clemson	W, 20-7	35,000
Oct. 23, 1954	Kentucky	L, 6-13	34,000
Oct. 29, 1955	Duke	W, 27-0	40,000
Oct. 27, 1956	Tulane	W, 40-0	40,000
Nov. 2, 1957	Duke	W, 13-0	40,000
Nov. 15, 1958	Alabama	L, 8-17	44,726
Oct. 31, 1959	Duke	L, 7-10	44,174
Oct. 22, 1960	Tulane	W, 14-6	43,608
Nov. 4, 1961	Florida	W, 20-0	44,940
Oct. 27, 1962	Tulane	W, 42-12	46,370
Nov. 2, 1963	Duke	W, 30-6	52,266
Oct. 24, 1964	Tulane	W, 7-6	45,129
Oct. 30, 1965	Duke	W, 35-23	46,981
Nov. 12, 1966	Penn State	W, 21-0	50,172
Nov. 4, 1967	Duke	W, 19-7	50,103
Oct. 26, 1968	Tulane	W, 23-19	47,481
Nov. 1, 1969	Duke	W, 20-7	41,113
Nov. 7, 1970	Navy	W, 30-8	50,105
Oct. 30, 1971	Duke	W, 21-0	49,886
Oct. 28, 1972	Tulane	W, 21-7	48,096
Nov. 3, 1973	Duke	W, 12-10	47,129
Oct. 12, 1974	North Carolina	W, 29-28	38,413
Nov. 1, 1975	Duke	W, 21-6	44,116
Nov. 6, 1976	Notre Dame	W, 23-14	50,079
Oct. 29, 1977	Duke	L, 24-25	47,131
Oct. 28, 1978	Florida	W, 17-13	44,866
Nov. 10, 1979	Air Force	W, 21-0	30,113
Oct. 25, 1980	Tulane	L, 14-31	35,119
Oct. 31, 1981	Duke	L, 24-38	30,232
Oct. 30, 1982	Duke	L, 21-38	36,562
Nov. 12, 1983	Wake Forest	W, 49-33	26,330
Nov. 3, 1984	Duke	W, 31-3	36,393
Oct. 12, 1985	Western Carolina	W, 24-17	36,111
Nov. 1, 1986	Duke	W, 34-6	37,102
Nov. 7, 1987	Virginia	L, 14-23	38,111
Oct. 29, 1988	Duke	L, 21-31	40,393
Oct. 21, 1989	North Carolina	W, 17-14	41,114
Oct. 27, 1990	Duke	W, 48-31	44,061
Oct. 26, 1991	North Carolina	W, 35-14	45,542
Oct. 31, 1992	Duke	W, 20-17	44,129
Nov. 6, 1993	Baylor	W, 37-27	42,175
Nov. 19, 1994	Wake Forest	L, 13-20	35,706
Oct. 28, 1995	Clemson	L, 3-24	45,245
Oct. 26, 1996	UCF	W, 27-20	43,610
Oct. 11, 1997	NC State	W, 27-17	44,915
Oct. 17, 1998	Virginia	W, 41-38	46,018
Oct. 9, 1999	North Carolina	W, 31-24 (OT)	46,110
Oct. 14, 2000	Wake Forest	W, 52-20	43,829
Oct. 20, 2001	NC State	W, 27-17	41,942
Oct. 26, 2002	Virginia	W, 23-15	42,727
Oct. 4, 2003	NC State	W, 29-21	50,113
Oct. 16, 2004	Duke	W, 24-7	46,856
Oct. 29, 2005	Clemson	W, 10-9	55,000
Oct. 28, 2006	Miami	W, 30-23	55,320
Oct. 20, 2007	Army	W, 34-10	50,242
Oct. 25, 2008	Virginia	L, 17-24	47,416
Oct. 17, 2009	Virginia Tech	W, 28-23	54,405
Oct. 9, 2010	Virginia	W, 33-21	48,016
Oct. 29, 2011	Clemson	W, 31-17	55,646

Oct. 27, 2012	BYU	L, 17-41	50,103
Nov. 2, 2013	Pittsburgh	W, 21-10	52,312
Nov. 1, 2014	Virginia	W, 35-10	46,657
Oct. 24, 2015	Florida State	W, 22-16	55,000
Oct. 29, 2016	Duke	W, 38-35	43,886
Oct. 21, 2017	Wake Forest	W, 38-24	45,224
Oct. 13, 2018	Duke	L, 14-28	41,709
Nov. 2, 2019	Pittsburgh	L, 10-20	41,219
Oct. 30, 2021	Virginia Tech	L, 17-26	35,543

**HOMECOMING OPPONENTS**

Opponent	Games	Record
Air Force	1	1-0-0
Alabama	1	0-1-0
Army	1	1-0-0
Baylor	1	1-0-0
BYU	1	0-1-0
Clemson	4	3-1-0
Duke	23	15-7-1
Florida	2	2-0-0
Florida State	1	1-0-0
Kentucky	2	0-2-0
Miami	1	1-0-0
Navy	1	1-0-0
NC State	3	3-0-0
North Carolina	4	4-0-0
Notre Dame	1	1-0-0
Penn State	1	1-0-0
Pittsburgh	2	1-1-0
Tulane	7	6-1-0
UCF	1	1-0-0
Vanderbilt	1	1-0-0
Virginia	6	4-2-0
Virginia Tech	2	1-1-0
Wake Forest	4	3-1-0
Western Carolina	1	1-0-0

**CONFERENCE/NON-CONFERENCE**

Conference Games	41	30-11-0
SEC	8	5-3-0
ACC	32	25-8-0
<b>Non-Conference</b>	<b>31</b>	<b>23-7-1</b>

**MONTH**

October	49	35-14-0
November	23	18-4-1

**STREAKS**

Longest Win Streak.....	17 (1960-76)
Longest Losing Streak.....	3 (1980-82; 2018-21)
Current Streak.....	L3

**1948**

Oct. 2, 1948	Tulane	W	13-7	WSB
Nov. 6, 1948	Tennessee	L	6-13	WSB
Nov. 1, 1948	Alabama	L	12-14	WSB

**1949**

Sept. 24, 1949	Vanderbilt	W	12-7	WSB
Oct. 8, 1949	Washington & Lee	W	36-0	WSB
Oct. 15, 1949	Auburn	W	35-21	WSB
Oct. 29, 1949	Duke	L	14-27	WSB
Nov. 19, 1949	South Carolina	W	13-3	WSB
Nov. 26, 1949	Georgia	W	7-6	WSB

**1952**

Nov. 15, 1952	Alabama	W	7-3	WSB
Jan. 1, 1953	vs. Ole Miss <sup>B</sup>	W	24-7	ABC

**1953**

Jan. 1, 1954	vs. West Virginia <sup>B</sup>	W	42-19	ABC
--------------	--------------------------------	---	-------	-----

**1954**

Nov. 13, 1954	Alabama	W	20-0	WSB
Jan. 1, 1955	vs. Arkansas <sup>B</sup>	W	14-6	NBC

**1955**

Sept. 17, 1955	Miami	W	14-6	NBC
Jan. 2, 1956	vs. Pittsburgh <sup>B</sup>	W	7-0	ABC

**1956**

Sept. 22, 1956	at Kentucky	W	14-6	NBC
Dec. 29, 1956	vs. Pittsburgh <sup>B</sup>	W	21-14	CBS

**1959**

Jan. 2, 1960	vs. Arkansas <sup>B</sup>	L	7-14	CBS
--------------	---------------------------	---	------	-----

**1961**

Dec. 30, 1961	vs. Penn State <sup>B</sup>	L	15-30	CBS
---------------	-----------------------------	---	-------	-----

**1962**

Oct. 2, 1962	LSU	L	7-10	NBC
Dec. 22, 1962	vs. Missouri <sup>B</sup>	L	10-14	CBS

**1963**

Sept. 14, 1963	Florida	W	9-0	ABC
----------------	---------	---	-----	-----

**1965**

Dec. 31, 1965	vs. Texas Tech <sup>B</sup>	W	31-21	ABC
---------------	-----------------------------	---	-------	-----

**1966**

Oct. 8, 1966	Tennessee	W	6-3	ABC
Jan. 2, 1967	vs. Florida <sup>B</sup>	L	12-27	NBC

**1967**

Oct. 14, 1967	at Tennessee	L	13-24	ABC
Nov. 25, 1967	Georgia	L	14-21	ABC

**1969**

Nov. 15, 1969	Notre Dame	L	20-38	ABC
---------------	------------	---	-------	-----

**1970**

Dec. 19, 1970	vs. Texas Tech <sup>B</sup>	W	17-9	CBS
---------------	-----------------------------	---	------	-----

**1971**

Nov. 25, 1971	Georgia (THK)	L	24-28	ABC
Dec. 30, 1971	vs. Ole Miss <sup>B</sup>	L	18-41	N/A

**1972**

Sept. 9, 1972	Tennessee	L	3-34	ABC
Dec. 18, 1972	vs. Iowa State <sup>B</sup>	W	31-30	ABC

**1974**

Sept. 9, 1974	Notre Dame	L	7-31	ABC
Oct. 26, 1974	Tulane	W	27-7	ABC

**1975**

Nov. 27, 1975	Georgia (THK)	L	26-42	ABC
---------------	---------------	---	-------	-----

**1976**

Sept. 11, 1976	South Carolina	L	17-27	ABC
----------------	----------------	---	-------	-----

**1978**

Oct. 21, 1978	at Auburn	W	24-10	ABC
Oct. 28, 1978	Florida	W	17-13	ABC
Dec. 2, 1978	at Georgia	L	28-29	ABC
Dec. 25, 1978	vs. Purdue <sup>B</sup>	L	21-41	CBS

**1979**

Sept. 8, 1979	Alabama	L	6-30	ABC
Nov. 24, 1979	at Georgia	L	3-16	ABC

**1981**

Sept. 12, 1981	at Alabama <sup>%</sup>	W	24-21	ESPN
Nov. 28, 1981	Georgia	L	7-44	ABC

**1982**

Oct. 23, 1982	Tennessee	W	31-21	ABC
---------------	-----------	---	-------	-----

**1983**

Sept. 24, 1983	at Clemson	L	14-41	ESPN
Nov. 3, 1983	Virginia (TH)	W	31-27	TBS

**1984**

Sept. 15, 1984	Alabama	W	16-6	TBS
Sept. 29, 1984	Clemson	W	28-21	ESPN
Oct. 6, 1984	NC State	L	22-27	ACC
Dec. 14, 1984	at Georgia	W	35-18	ACC

**1985**

Sept. 14, 1985	at NC State	W	28-18	ACC
Oct. 5, 1985	North Carolina	W	31-0	ACC
Oct. 19, 1985	Auburn	L	14-17	CBS
Oct. 26, 1985	at Tennessee	T	6-6	ESPN
Nov. 16, 1985	Wake Forest	W	41-10	ACC
Nov. 30, 1985	Georgia	W	20-16	TBS
Dec. 31, 1985	vs. Michigan State <sup>B</sup>	W	17-14	TBS

**1986**

Sept. 27, 1986	Clemson	L	3-27	ACC
Oct. 11, 1986	NC State	W	59-21	ACC
Oct. 25, 1986	Tennessee	W	14-13	TBS
Nov. 22, 1986	at Wake Forest	L	21-24	ACC
Nov. 29, 1986	at Georgia	L	24-31	TBS

**1987**

Sept. 26, 1987	at Clemson	L	12-33	ACC
Oct. 3, 1987	at NC State	L	0-17	ACC
Nov. 7, 1987	Virginia	L	14-23	ACC
Nov. 28, 1987	Georgia	L	16-30	ESPN

**1988**

Sept. 17, 1988	at Virginia	L	16-17	ACC
Oct. 1, 1988	NC State	L	6-14	ACC
Oct. 8, 1988	at Maryland	L	8-13	ACC
Nov. 26, 1988	at Georgia	L	3-24	TBS

**1989**

Sept. 9, 1989	at NC State	L	28-38	ACC
Sept. 16, 1989	Virginia	L	10-17	ACC
Nov. 18, 1989	Wake Forest	W	43-14	ACC

**1990**

Sept. 8, 1990	NC State	W	21-13	ACC
Sept. 29, 1990	South Carolina	W	27-6	ESPN
Oct. 6, 1990	at Maryland	W	31-3	ACC
Oct. 13, 1990	Clemson	W	21-19	ACC
Oct. 27, 1990	Duke	W	48-31	ACC
Nov. 3, 1990	at Virginia	W	41-38	CBS
Dec. 1, 1990	at Georgia	W	40-23	TBS
Jan. 1, 1991	vs. Nebraska <sup>A</sup>	W	45-21	ABC

**1991**

Aug. 28, 1991	Penn State (WD)	L	22-34	n/a
Sept. 19, 1991	Virginia (TH)	W	24-21	ESPN
Sept. 28, 1991	at Clemson	L	7-9	ABC
Oct. 5, 1991	NC State	L	21-28	ACC
Oct. 12, 1991	Maryland	W	34-10	ACC
Oct. 26, 1991	North Carolina	W	35-14	ACC
Nov. 16, 1991	Wake Forest	W	27-3	ACC
Nov. 30, 1991	Georgia	L	15-18	ACC
Dec. 25, 1991	vs. Stanford <sup>B</sup>	W	18-17	ACC

**1992**

Sept. 26, 1992	Clemson	W	20-16	ESPN
Oct. 3, 1992	NC State	W	16-13	ACC
Oct. 17, 1992	Florida State	L	24-29	ESPN
Oct. 24, 1992	at North Carolina	L	14-26	ABC
Oct. 31, 1992	Duke	W	20-17	ACC
Nov. 28, 1992	at Georgia	L	17-31	ESPN

**1993**

Sept. 16, 1993	Virginia (TH)	L	14-35	ESPN
Oct. 2, 1993	Florida State	L	0-51	ABC
Oct. 16, 1993	North Carolina	L	3-41	ABC
Oct. 23, 1993	at NC State	L	23-28	ACC
Oct. 30, 1993	at Duke	W	47-14	ACC
Nov. 13, 1993	at Wake Forest	W	38-28	ACC
Nov. 25, 1993	Georgia (THK)	L	10-43	ABC

**1994**

Sept. 1, 1994	Arizona (TH)	L	14-19	ESPN
Oct. 1, 1994	at NC State	L	13-21	ABC
Oct. 8, 1994	at North Carolina	L	24-31	ACC
Nov. 5, 1994	Florida State	L	10-41	ACC
Nov. 12, 1994	at Clemson	L	10-20	ACC
Nov. 25, 1994	at Georgia (FR)	L	10-48	ESPN

**1995**

Sept. 2, 1995	Furman	W	51-7	ACC
Sept. 7, 1995	at Arizona (TH)	L	19-20	n/a
Sept. 28, 1995	Maryland (TH)	W	31-3	ESPN
Oct. 14, 1995	North Carolina	W	27-25	ACC
Oct. 21, 1995	at Florida State	L	10-42	ABC
Oct. 28, 1995	Clemson	L	3-24	ACC
Nov. 23, 1995	Georgia (THK)	L	17-18	ABC

**1996**

Sept. 7, 1996	at NC State	W	28-16	ABC
Sept. 21, 1996	at North Carolina	L	0-16	ABC
Sept. 26, 1996	Duke (TH)	W	48-22	ESPN
Oct. 5, 1996	Virginia	W	13-7	ABC
Oct. 19, 1996	at Clemson	L	25-28	ABC
Oct. 26, 1996	UCF	W	27-2	n/a
Nov. 2, 1996	Florida State	L	3-49	ESPN
Nov. 14, 1996	at Maryland (TH)	L	10-13	ESPN
Nov. 30, 1996	at Georgia	L	10-19	CBS

**1997**

Sept. 6, 1997	at Notre Dame	L	13-17	NBC
Sept. 27, 1997	Clemson	W	23-20	ESPN
Oct. 4, 1997	at Boston College	W	42-14	CBS
Oct. 11, 1997	NC State	W	27-17	ABC
Oct. 18, 1997	at Florida State	L	0-38	ABC
Oct. 30, 1997	North Carolina (TH)	L	13-16	ESPN
Nov. 8, 1997	at Virginia	L	31-35	ABC
Nov. 22, 1997	Maryland	W	37-18	ABC
Nov. 29, 1997	Georgia	L	24-27	ABC
Dec. 29, 1997	vs. West Virginia <sup>B</sup>	W	35-30	TBS

**1998**

Sept. 5, 1998	Boston College	L	31-41	ABC
Sept. 26, 1998	at North Carolina	W	43-21	ESPN
Oct. 3, 1998	Duke	W	41-13	ACC
Oct. 10, 1998	NC State	W	47-24	ABC
Oct. 17, 1998	Virginia	W	41-38	ABC
Oct. 24, 1998	Florida State	L	7-34	ESPN
Oct. 31, 1998	at Maryland <sup>#</sup>	W	31-14	ACC
Nov. 12, 1998	at Clemson (TH)	W	24-21	ESPN
Nov. 28, 1998	at Georgia	W	21-19	CBS
Jan. 1, 1999	vs. Notre Dame <sup>B</sup>	W	35-28	NBC

**1999**

Sept. 4, 1999	at Navy	W	49-14	FSN
Sept. 11, 1999	at Florida State	L	35-41	ABC
Sept. 30, 1999	Maryland (TH)	W	49-31	ESPN
Oct. 9, 1999	North Carolina	W or	31-24	ABC
Oct. 16, 1999	at Duke	W	38-31	ACC
Oct. 30, 1999	NC State	W	48-21	ABC
Nov. 6, 1999	at Virginia	L	38-45	ABC
Nov. 13, 1999	Clemson	W	45-42	ACC
Nov. 27, 1999	Georgia	W or	51-48	ABC
Jan. 1, 2000	vs. Miami*	L	13-28	NBC

**2000**

Sept. 9, 2000	Florida State	L	21-26	ABC
Sept. 16, 2000	Navy	W	40-13	n/a
Sept. 21, 2000	at NC State (TH)	L or	23-30	ESPN
Sept. 30, 2000	at North Carolina	W	42-28	ABC
Oct. 14, 2000	Wake Forest	W	52-20	ACC
Oct. 21, 2000	Duke	W	45-10	ACC
Oct. 28, 2000	at Clemson	W	31-28	ABC
Nov. 9, 2000	Virginia (TH)	W	35-0	ESPN
Nov. 18, 2000	at Maryland	W	35-22	ACC
Nov. 25, 2000	at Georgia	W	27-15	CBS
Dec. 29, 2000	vs. LSU <sup>B</sup>	L	14-28	ESPN

**2001**

Aug. 26, 2001	vs. Syracuse	W	13-7	ABC
Sept. 8, 2001	at Navy	W	70-7	FSN
Sept. 29, 2001	Clemson	L or	44-47	ABC
Oct. 11, 2001	Maryland (TH)	L or	17-20	ESPN
Oct. 20, 2001	NC State	W	27-17	ABC
Nov. 1, 2001	North Carolina (TH)	W	28-21	ESPN
Nov. 17, 2001	at Wake Forest	W	38-33	ACC
Nov. 24, 2001	Georgia	L	17-31	ESPN
Dec. 1, 2001	at Florida State	L	17-28	ESPN
Dec. 27, 2001	vs. Stanford <sup>B</sup>	W	24-14	ESPN

**2002**

Aug. 31, 2002	Vanderbilt	W	45-3	n/a
Sept. 7, 2002	at Connecticut	W	31-14	n/a
Sept. 14, 2002	at Clemson	L	19-24	ESPN
Sept. 21, 2002	BYU	W	28-19	ABC
Sept. 28, 2002	North Carolina	W	21-13	ABC
Oct. 5, 2002	Wake Forest	L	21-24	ABC
Oct. 17, 2002	at Maryland (TH)	L	10-34	ESPN
Oct. 26, 2002	Virginia	W	23-15	ABC
Nov. 2, 2002	at NC State	W	24-17	ABC
Nov. 9, 2002	Florida State	L	13-21	ABC
Nov. 30, 2002	at Georgia	L	7-51	CBS
Dec. 31, 2002	vs. Fresno State <sup>B</sup>	L	21-30	ESPN2

**2003**

Aug. 28, 2003	at BYU (TH)	L	13-24	ESPN2
Sept. 6, 2003	Auburn	W	17-3	ABC
Sept. 13, 2003	at Florida State	L	13-14	ABC
Sept. 27, 2003	at Vanderbilt	W or	24-17	n/a
Oct. 4, 2003	NC State	W	29-21	ACC
Oct. 23, 2003	Maryland (TH)	W	7-3	ESPN
Nov. 15, 2003	North Carolina	W	41-24	ACC
Nov. 22, 2003	at Virginia	L	17-29	ACC
Nov. 29, 2003	Georgia	L	17-34	ABC
Jan. 4, 2004	vs. Tulsa <sup>B</sup>	W	52-10	ESPN2

**2004**

Sept. 11, 2004	at Clemson	W	28-24	ABC
Oct. 2, 2004	Miami	L	3-27	ABC
Oct. 9, 2004	at Maryland	W	20-7	ABC
Oct. 16, 2004	Duke	W	24-7	ACC
Oct. 28, 2004	Virginia Tech (TH)	L	20-34	ESPN
Nov. 6, 2004	at NC State	W	24-14	ACC
Nov. 20, 2004	Virginia	L	10-30	ABC
Nov. 27, 2004	at Georgia	L	13-19	CBS
Dec. 21, 2004	vs. Syracuse <sup>B</sup>	W	51-14	ESPN

**2005**

Sept. 3, 2005	at Auburn	W	23-14	ESPN
Sept. 10, 2005	North Carolina	W	27-21	ABC
Sept. 17, 2005	Connecticut	W	28-13	ESPN2
Sept. 24, 2005	at Virginia Tech	L	7-51	ABC
Oct. 6, 2005	NC State (TH)	L	14-17	ESPN
Oct. 15, 2005	at Duke	W	35-10	ESPN2
Oct. 29, 2005	Clemson	W	10-9	ESPN
Nov. 12, 2005	at Virginia	L	17-27	ABC
Nov. 19, 2005	at Miami	W	14-10	ESPN
Nov. 26, 2005	Georgia	L	7-14	ABC
Dec. 29, 2005	vs. Utah <sup>B</sup>	L	10-38	ESPN

**2006**

Sept. 2, 2006	Notre Dame	L	10-14	ABC
Sept. 21, 2006	Virginia (TH)	W	24-7	ESPN
Sept. 30, 2006	at Virginia Tech	W	38-27	ABC
Oct. 7, 2006	Maryland	W	27-23	ESPN2
Oct. 21, 2006	at Clemson	L	7-31	ESPN
Oct. 28, 2006	Miami	W	30-23	ABC
Nov. 4, 2006	at NC State	W	31-23	ESPN2
Nov. 11, 2006	at North Carolina	W	7-0	ACC
Nov. 25, 2006	at Georgia	L	12-15	CBS
Dec. 2, 2006	vs. Wake Forest <sup>A</sup>	L	6-9	ABC
Jan. 1, 2007	vs. West Virginia <sup>B</sup>	L	35-38	CBS

**2007**

Sept. 1, 2007	at Notre Dame	W	33-3	NBC
Sept. 8, 2007	Samford	W	69-14	ESPN2
Sept. 15, 2007	Boston College	L	10-24	ESPN2
Sept. 22, 2007	at Virginia	L	23-28	ESPN2
Sept. 29, 2007	Clemson	W	13-3	ABC
Oct. 6, 2007	at Maryland	L	26-28	ACC
Oct. 13, 2007	at Miami	W	17-14	ESPN
Oct. 20, 2007	Army	W	34-10	ACC
Nov. 1, 2007	Virginia Tech (TH)	L	3-27	ESPN
Nov. 17, 2007	North Carolina	W	27-25	ACC
Nov. 24, 2007	Georgia	L	17-31	ABC
Dec. 31, 2007	vs. Fresno State <sup>B</sup>	L	28-40	ESPN2

**2008**

Sept. 6, 2008	at Boston College	W	19-16	ACC
Sept. 13, 2008	at Virginia Tech	L	17-20	ABC
Sept. 20, 2008	Mississippi State	W	38-7	ACC
Oct. 4, 2008	Duke	W	27-0	ESPN2
Oct. 18, 2008	at Clemson	W	21-17	ESPN
Oct. 25, 2008	Virginia	L	17-24	ESPN2
Nov. 1, 2008	Florida State	W	31-28	ABC
Nov. 8, 2008	at North Carolina	L	7-28	ACC
Nov. 20, 2008	Miami (TH)	W	41-23	ESPN
Nov. 29, 2008	at Georgia	W	45-42	CBS
Dec. 31, 2008	vs. LSU <sup>B</sup>	L	3-38	ESPN

**2009**

Sept. 10, 2009	Clemson (TH)	W	30-27	ESPN
Sept. 17, 2009	at Miami (TH)	L	17-33	ESPN
Sept. 26, 2009	North Carolina	W	24-7	ACC
Oct. 3, 2009	at Mississippi St.	W	42-31	CSS
Oct. 10, 2009	at Florida State	W	49-44	ESPN2
Oct. 17, 2009	Virginia Tech	W	28-23	ESPN2
Oct. 24, 2009	at Virginia	W	34-9	ACC
Oct. 31, 2009	at Vanderbilt	W	56-31	n/a
Nov. 7, 2009	Wake Forest	W or	30-27	ABC
Nov. 14, 2009	at Duke	W	49-10	ESPN2
Nov. 28, 2009	Georgia	L	24-30	ABC
Dec. 5, 2009	vs. Clemson <sup>A</sup>	W	39-34	ESPN
Jan. 5, 2010	vs. Iowa <sup>B</sup>	L	14-24	FOX



**2010**

Sept. 4, 2010	South Carolina St.	W	41-10	ESPN3
Sept. 11, 2010	at Kansas	L	25-28	FSN
Sept. 18, 2010	at North Carolina	W	30-24	ACC
Sept. 25, 2010	NC State	L	28-45	ESPN
Oct. 2, 2010	at Wake Forest	W	24-20	ESPNU
Oct. 9, 2010	Virginia	W	33-21	ESPNU
Oct. 16, 2010	Middle Tennessee	W	42-14	ESPN3
Oct. 23, 2010	at Clemson	L	13-27	ABC/ESPN
Nov. 4, 2010	at Va. Tech (TH)	L	21-28	ESPN
Nov. 13, 2010	Miami	L	10-35	ACC
Nov. 20, 2010	Duke	W	30-20	ESPN3
Nov. 27, 2010	at Georgia	L	34-42	ESPN
Dec. 27, 2010	vs. Air Force <sup>B</sup>	L	7-14	ESPN2

**2011**

Sept. 1, 2011	Western Carolina	W	63-21	ESPN3
Sept. 10, 2011	at Middle Tenn.	W	49-21	ESPN3
Sept. 17, 2011	Kansas	W	66-24	FSN
Sept. 24, 2011	North Carolina	W	35-28	ESPN
Oct. 1, 2011	at NC State	W	45-34	ABC/ESPN
Oct. 8, 2011	Maryland	W	21-16	ESPNU
Oct. 15, 2011	at Virginia	L	21-24	ESPNU
Oct. 22, 2011	at Miami	L	7-24	ESPN
Oct. 29, 2011	Clemson	W	31-17	ABC
Nov. 10, 2011	Virginia Tech (TH)	L	26-37	ESPN
Nov. 19, 2011	at Duke	W	38-31	ACC
Nov. 26, 2011	Georgia	L	17-31	ESPN
Dec. 31, 2011	vs. Utah <sup>B</sup>	L or	27-30	ACC

**2012**

Sept. 3, 2012	at Va. Tech (MO)	L or	17-20	ESPN
Sept. 8, 2012	Presbyterian	W	59-3	ESPN3
Sept. 15, 2012	Virginia	W	56-20	ESPNU
Sept. 22, 2012	Miami	L or	36-42	FSN
Sept. 29, 2012	Middle Tennessee	L	28-49	FSN
Oct. 6, 2012	at Clemson	L	31-47	ESPN
Oct. 20, 2012	Boston College	W	37-17	FSN
Oct. 27, 2012	BYU	L	17-41	FSN
Nov. 3, 2012	at Maryland	W	33-13	ACC
Nov. 10, 2012	at North Carolina	W	68-50	ACC
Nov. 17, 2012	Duke	W	42-24	ESPNU
Nov. 24, 2012	at Georgia	L	10-42	ESPN
Dec. 1, 2012	vs. Florida State <sup>A</sup>	L	15-21	ESPN
Dec. 31, 2012	vs. USC <sup>B</sup>	W	21-7	CBS

**2013**

Aug. 31, 2013	Elon	W	70-0	ESPN3
Sept. 14, 2013	at Duke	W	38-14	ESPNU
Sept. 21, 2013	North Carolina	W	28-20	ESPN
Sept. 26, 2013	Virginia Tech (TH)	L	10-17	ESPN
Oct. 5, 2013	at Miami	L	30-45	ESPNU
Oct. 12, 2013	at BYU	L	20-38	ESPNU
Oct. 19, 2013	Syracuse	W	56-0	ACC
Oct. 26, 2013	at Virginia	W	35-25	ACC
Nov. 2, 2013	Pittsburgh	W	21-10	ESPNU
Nov. 14, 2013	at Clemson (TH)	L	31-55	ESPN
Nov. 23, 2013	Alabama A&M	W	66-7	ESPN3
Nov. 30, 2013	Georgia	L	34-41	20T ABC
Dec. 30, 2013	vs. Ole Miss <sup>B</sup>	W	17-25	ESPN

**2014**

Aug. 30, 2014	Wofford	W	38-19	RSN
Sept. 6, 2014	at Tulane	W	38-21	ESPNNews
Sept. 13, 2014	Georgia Southern	W	42-38	RSN
Sept. 20, 2014	at Virginia Tech	W	27-24	ESPN
Oct. 4, 2014	Miami	W	28-17	ESPN2
Oct. 11, 2014	Duke	L	25-31	ACC
Oct. 18, 2014	at North Carolina	L	43-48	ESPNU
Oct. 25, 2014	at Pittsburgh	W	56-28	ESPNU
Nov. 1, 2014	Virginia	W	35-10	ESPNU
Nov. 8, 2014	at NC State	W	56-23	ACC
Nov. 15, 2014	Clemson	W	28-6	ESPN
Nov. 29, 2014	at Georgia	W or	30-24	SEC
Dec. 6, 2014	vs. Florida State <sup>A</sup>	L	35-37	ABC
Dec. 31, 2014	vs. Mississippi St. <sup>B</sup>	W	49-34	ESPN

**2015**

Sept. 3, 2015	Alcorn State	W	69-6	FSN
Sept. 12, 2015	Tulane	W	65-10	FSN
Sept. 19, 2015	at Notre Dame	L	22-30	NBC
Sept. 26, 2015	at Duke	L	20-34	ESPN2
Oct. 3, 2015	North Carolina	L	31-38	ESPNU
Oct. 10, 2015	at Clemson	L	24-43	ABC/ESPN2
Oct. 17, 2015	Pittsburgh	L	28-31	ACC
Oct. 24, 2015	Florida State	W	22-16	ESPN2
Oct. 31, 2015	at Virginia	L	21-27	RSN
Nov. 12, 2015	Virginia Tech (TH)	L	21-23	ESPN
Nov. 21, 2015	at Miami	L	21-28	ACC
Nov. 28, 2015	Georgia	L	7-13	ESPN2

**2016**

Sept. 3, 2016	vs. Boston Coll. <sup>A</sup>	W	17-14	ESPN2
Sept. 10, 2016	Mercer	W	35-10	ACCX
Sept. 17, 2016	Vanderbilt	W	38-7	ACC
Sept. 22, 2016	Clemson (TH)	L	7-26	ESPN
Oct. 1, 2016	Miami	L	21-35	ESPN2
Oct. 8, 2016	at Pittsburgh	L	34-37	ACCN
Oct. 15, 2016	Ga. Southern	W	35-24	RSN
Oct. 29, 2016	Duke	W	38-35	RSN
Nov. 5, 2016	at North Carolina	L	20-48	ACC
Nov. 12, 2016	at Virginia Tech	W	30-20	ESPNU
Nov. 19, 2016	Virginia	W	31-17	ACC
Nov. 26, 2016	at Georgia	W	28-27	SEC
Dec. 31, 2016	vs. Kentucky <sup>B</sup>	W	33-18	ESPN

**2017**

Sept. 4, 2017	vs. Tennessee (MO)	L 20T	42-41	ESPN
Sept. 9, 2017	Jacksonville State	W	37-10	RSN
Sept. 23, 2017	Pittsburgh	W	35-17	ACC
Sept. 30, 2017	North Carolina	W	33-7	ESPN2
Oct. 14, 2017	at Miami	L	24-25	ABC
Oct. 21, 2017	Wake Forest	W	38-24	ESPNU
Oct. 28, 2017	at Clemson	L	10-24	ABC/ESPN2
Nov. 4, 2017	at Virginia	L	36-40	RSN
Nov. 11, 2017	Virginia Tech	W	28-22	ACC
Nov. 18, 2017	at Duke	L	20-43	RSN
Nov. 25, 2017	Georgia	L	7-38	ABC

**2018**

Sept. 1, 2018	Alcorn State	W	41-0	RSN
Sept. 8, 2018	at USF	L	38-49	ABC/ESPN2
Sept. 15	at Pitt	L	19-24	RSN
Sept. 22	Clemson	L	21-49	ABC
Sept. 29	Bowling Green	W	63-17	RSN
Oct. 5	at Louisville (FR)	W	66-31	ESPN
Oct. 13	Duke	L	14-28	ACC
Oct. 25	at Virginia Tech (TH)	W	49-28	ESPN
Nov. 3	at North Carolina	W	38-28	ACC
Nov. 10	Miami	W	27-21	ESPN2
Nov. 17	Virginia	W or	30-27	RSN
Nov. 24	at Georgia	L	21-45	SECN
Dec. 26	vs. Minnesota <sup>B</sup> (WD)	L	10-34	ESPN

**2019**

Aug. 29, 2019	Clemson (TH)	L	14-52	ACC
Sept. 7, 2019	USF	W	14-10	ACC
Sept. 14, 2019	The Citadel	L or	24-27	RSN
Sept. 28, 2019	at Temple	L	2-24	CBSN
Oct. 5, 2019	North Carolina	L	22-38	ACC
Oct. 12, 2019	at Duke	L	23-41	RSN
Oct. 19, 2019	at Miami	W or	28-21	ACC
Nov. 2, 2019	Pitt	L	10-20	RSN
Nov. 9, 2019	at Virginia	L	28-33	RSN
Nov. 16, 2019	Virginia Tech	L	0-45	RSN
Nov. 21, 2019	NC State (TH)	W	28-26	ESPN
Nov. 30, 2019	Georgia	L	7-52	ABC

**2020**

Sept. 12, 2020	at Florida State	W	16-13	ABC
Sept. 19, 2020	UCF	L	49-21	ABC
Sept. 26, 2020	at Syracuse	L	37-20	RSN
Oct. 9, 2020	Louisville (FR)	W	46-27	ESPN
Oct. 17, 2020	Clemson	L	73-7	ABC
Oct. 24, 2020	at Boston College	L	48-27	ACCN
Oct. 31, 2020	Notre Dame	L	31-13	ABC
Nov. 28, 2020	Duke	W	56-33	RSN
Dec. 5, 2020	at NC State	L	23-13	ACCN
Dec. 10, 2020	Pitt	L	34-20	RSN

**2021**

Sept. 4, 2021	Northern Illinois	L	22-21	ACCN
Sept. 11, 2021	Kennesaw State	W	45-17	RSN
Sept. 18, 2021	at Clemson	L	14-8	ABC
Sept. 25, 2021	North Carolina	W	45-22	ACCN
Oct. 2, 2021	Pitt	L	52-21	ACCN
Oct. 9, 2021	at Duke	W	31-27	RSN
Oct. 23, 2021	at Virginia	L	48-40	ACCN
Oct. 30, 2021	Virginia Tech	L	26-17	RSN
Nov. 6, 2021	at Miami (Fla.)	L	33-30	RSN
Nov. 13, 2021	Boston College	L	41-30	RSN
Nov. 20, 2021	at Notre Dame	L	55-0	NBC
Nov. 27, 2021	Georgia	L	45-0	ABC

**KEY**

ACC – Raycom, ACC Network

ACCC – ACC Network Extra

FSN – Fox Sports Net, Fox Sports South

RSN – Regional Sports Network

A – ACC Championship game

B – Bowl game

# – Baltimore, Md.

% – Birmingham, Ala.

^ – Dublin, Ireland

THK – Thanksgiving

MO – Monday

WD – Wednesday

TH – Thursday

FR – Friday



## GEORGIA TECH ALL-TIME BOWL RESULTS — 25-20

DATE	BOWL	CITY	RESULT	
Jan. 1, 1929	Rose Bowl	Pasadena, Calif.	Georgia Tech 8	Cal 7
<i>Wrong Way Roy Riegels helps Golden Tornado to perfect 10-0 season</i>				
Jan. 1, 1940	Orange Bowl	Miami, Fla.	Georgia Tech 21	Missouri 7
<i>21-straight points makes first of seven Orange Bowl trips a success</i>				
Jan. 1, 1943	Cotton Bowl	Dallas, Texas	Texas 14	Georgia Tech 7
<i>Gallant Tech comeback falls short when drive stalls on 3-yard line</i>				
Jan. 1, 1944	Sugar Bowl	New Orleans, La.	Georgia Tech 20	Tulsa 18
<i>Tech overcomes 18-7 second-half deficit, blanks Tulsa in 2nd half</i>				
Jan. 1, 1945	Orange Bowl	Miami, Fla.	Tulsa 26	Georgia Tech 12
<i>Frank Broyles' 304-yard passing effort can't overcome 20-0 deficit</i>				
Jan. 1, 1947	Oil Bowl	Houston, Texas	Georgia Tech 41	Saint Mary's 19
<i>Yellow Jackets pick off eight St. Mary's passes in the rain and mud</i>				
Jan. 1, 1948	Orange Bowl	Miami, Fla.	Georgia Tech 20	Kansas 14
<i>Tech forces fumble inside 1-yard line to foil Kansas' frenzied rally</i>				
Jan. 1, 1952	Orange Bowl	Miami, Fla.	Georgia Tech 17	Baylor 14
<i>Pepper Rodgers' field goal secures win, 11-0-1 season for Tech</i>				
Jan. 1, 1953	Sugar Bowl	New Orleans, La.	Georgia Tech 24	Ole Miss 7
<i>National championship clinched after scoring 24-straight points</i>				
Jan. 1, 1954	Sugar Bowl	New Orleans, La.	Georgia Tech 42	West Virginia 19
<i>Tech unleashes aerial attack, completing 20-of-35 for 268 yards</i>				
Jan. 2, 1955	Cotton Bowl	Dallas, Texas	Georgia Tech 14	Arkansas 6
<i>Jackets complete "grand slam" with wins in all four major bowls</i>				
Jan. 2, 1956	Sugar Bowl	New Orleans, La.	Georgia Tech 7	Pitt 0
<i>Wade Mitchell scores only TD, Tech wins fifth straight major bowl</i>				
Dec. 29, 1956	Gator Bowl	Jacksonville, Fla.	Georgia Tech 21	Pitt 14
<i>Tech wins sixth-straight bowl, beats Pitt for second-straight year</i>				
Jan. 2, 1960	Gator Bowl	Jacksonville, Fla.	Arkansas 14	Georgia Tech 7
<i>Former Tech star Frank Broyles coaches Razorbacks to win</i>				
Dec. 30, 1961	Gator Bowl	Jacksonville, Fla.	Penn State 30	Georgia Tech 15
<i>Tech bolts to 9-0 lead, but State's Galen Hall passes for 3 TDs</i>				
Dec. 22, 1962	Bluebonnet Bowl	Houston, Texas	Missouri 14	Georgia Tech 10
<i>MU's Bill Tobin runs for 114 yards, Tech throws four interceptions</i>				
Dec. 31, 1965	Gator Bowl	Jacksonville, Fla.	Georgia Tech 31	Texas Tech 21
<i>QB Jerry Priestley's 1-yard TD early in fourth quarter keys Jackets</i>				
Jan. 2, 1967	Orange Bowl	Miami, Fla.	Florida 27	Georgia Tech 12
<i>Steve Spurrier quarterbacks Gators past Bobby Dodd, Jackets</i>				
Dec. 19, 1970	Sun Bowl	El Paso, Texas	Georgia Tech 17	Texas Tech 9
<i>Jackets defense pitches first-half shutout, builds 10-0 lead</i>				
Dec. 30, 1971	Peach Bowl	Atlanta, Ga.	Ole Miss 41	Georgia Tech 18
<i>Despite 317 yards total offense, Tech blown out in Atlanta bowl</i>				
Dec. 18, 1972	Liberty Bowl	Memphis, Tenn.	Georgia Tech 31	Iowa State 30
<i>Back-up QB Jim Stevens throws for 3 TDs, ISU fails on 2-pointer</i>				
Dec. 25, 1978	Peach Bowl	Atlanta, Ga.	Purdue 41	Georgia Tech 21
<i>With Eddie Lee Ivey out with injury, Tech has 12 yards rushing</i>				
Dec. 31, 1985	All-American Bowl	Birmingham, Ala.	Georgia Tech 17	Michigan State 14
<i>Malcolm King runs for 122 yards and scores winning TD late</i>				
Jan. 1, 1991	Florida Citrus Bowl	Orlando, Fla.	Georgia Tech 45	Nebraska 21
<i>Tech clinches fourth national title behind MVP QB Shawn Jones</i>				
Dec. 25, 1991	Aloha Bowl	Honolulu, Hawai'i	Georgia Tech 18	Stanford 17
<i>Jimmy Lincoln's 2-point conversion with 14 seconds left seals win</i>				
Dec. 29, 1997	Carquest Bowl	Miami Gardens, Fla.	Georgia Tech 35	West Virginia 30
<i>MVP Joe Hamilton has 356 yards total offense, three touchdowns</i>				
Jan. 1, 1999	Gator Bowl	Jacksonville, Fla.	Georgia Tech 35	Notre Dame 28
<i>Joe Hamilton threw three TD passes and caught another</i>				
Jan. 1, 2000	Gator Bowl	Jacksonville, Fla.	Miami 28	Georgia Tech 13
<i>Five-game bowl win streak ends, two Canes rush for 100 yards</i>				
Dec. 29, 2000	Chick-fil-A Bowl	Atlanta, Ga.	LSU 28	Georgia Tech 14
<i>Tech can't overcome six turnovers, lose to Nick Saban's Tigers</i>				
Dec. 27, 2001	Seattle Bowl	Seattle, Wash.	Georgia Tech 24	Stanford 14
<i>Godsey, Campbell, interim coach lead Tech in first Seattle Bowl</i>				
Dec. 31, 2002	Silicon Valley Classic	San Jose, Calif.	Fresno State 30	Georgia Tech 21
<i>Tech makes strong rally, but Bulldogs score game's final 10 points</i>				



Table of bowl games with columns for date, bowl name, location, Georgia Tech score, and opponent score. Includes games like Humanitarian Bowl, Champs Sports Bowl, Emerald Bowl, Gator Bowl, etc.

GEORGIA TECH ALL-TIME BOWL RANKINGS & RECORDS

Summary statistics table with four main columns: MOST BOWL APPEARANCES\*, HIGHEST BOWL WINNING PCT., CONSECUTIVE BOWL VICTORIES, and GEORGIA TECH BY BOWL OPPONENT (FBS ONLY). Includes sub-sections for MOST BOWL VICTORIES and CONSECUTIVE BOWL APPEARANCES\*.



## GEORGIA TECH BOWL RECORDS — TEAM

### GAME

<b>Points Scored (Game)</b>	52	vs. Tulsa (2004 Humanitarian)
<b>Points Scored (Half)</b>	42 (2nd)	vs. Tulsa (2004 Humanitarian)
<b>Points Allowed</b>	41	vs. Ole Miss (1971 Peach) vs. Purdue (1978 Peach)
<b>Fewest Points Scored</b>	3	vs. LSU (2008 Chick-fil-A)
<b>Fewest Points Allowed</b>	0	vs. Pittsburgh (1956 Sugar)
<b>Total Offense</b>	577	vs. Mississippi State (2014 Orange)
<b>Fewest Total Offense Allowed</b>	66	vs. California (1929 Rose)
<b>Rushing Yards</b>	452	vs. Mississippi State (2014 Orange)
<b>Fewest Rush Yards Allowed</b>	- 52	vs. Tulsa (2004 Humanitarian)
<b>Rushing Attempts</b>	79	vs. Texas Tech (1965 Gator)
<b>Fewest Rush Attempts Allowed</b>	22	vs. Texas Tech (1965 Gator) vs. West Virginia (1997 Carquest) vs. USC (2012 Hyundai Sun)
<b>Passing Yards</b>	326	vs. West Virginia (2007 Gator)
<b>Fewest Pass Yards Allowed</b>	0	vs. Missouri (1962 Bluebonnet)
<b>Pass Completions</b>	23	vs. Stanford (2001 Seattle)
<b>Fewest Completions Allowed</b>	0	vs. Missouri (1962 Bluebonnet)
<b>Pass Attempts</b>	40	vs. Miami (2000 Gator)
<b>Fewest Pass Attempts Allowed</b>	0	vs. Missouri (1962 Bluebonnet)
<b>First Downs</b>	29	vs. Miami (2000 Gator)

## GEORGIA TECH BOWL RECORDS — INDIVIDUAL

### GAME

<b>Rushing Yards</b>	307	P.J. Daniels vs. Tulsa, (2004 Humanitarian)
<b>Rush Attempts</b>	33	Lenny Snow vs. Texas Tech (1965 Gator)
<b>Pass Attempts</b>	40	Joe Hamilton vs. Miami (2000 Gator)
<b>Completions</b>	23	George Godsey vs. Stanford (2001 Seattle)
<b>Passing Yards</b>	326	Taylor Bennett vs. West Virginia (2007 Gator)
<b>Completion Percentage</b>	.733 (11-15) .696 (16-23)	Tevin Washington vs. Utah (2011 Sun) Shawn Jones vs. Nebraska (1991 Citrus)
<b>Total Offense</b>	356	Joe Hamilton vs. West Virginia (1997 Carquest) (274 pass, 82 rush)
<b>Receptions</b>	10	Kelly Campbell vs. Stanford, (2001 Seattle)
<b>Receiving Yards</b>	186	Calvin Johnson vs. West Virginia (2007 Gator)
<b>Touchdowns</b>	4	P.J. Daniels vs. Tulsa (2004 Humanitarian)
<b>Rushing Touchdowns</b>	4	P.J. Daniels vs. Tulsa (2004 Humanitarian)
<b>Passing Touchdowns</b>	3	Jim Still vs. Kansas (1948 Orange), Pepper Rodgers vs. West Virginia (1954 Sugar), Jim Stevens vs. Iowa State (1972 Liberty), Joe Hamilton vs. Notre Dame (1999 Gator), Taylor Bennett vs. West Virginia (2007 Gator)
<b>Touchdown Receptions</b>	2	George Brodnax vs. St. Mary's (1947 Oil), Jim Patton vs. Kansas (1948 Orange), Dez White vs. Notre Dame (1999 Gator), Calvin Johnson vs. West Virginia (2007 Gator)
<b>Points Scored</b>	24	P.J. Daniels vs. Tulsa (2004 Humanitarian)
<b>Points Scored by Kicking</b>	15	Harrison Butker vs. Kentucky (2016 Taxslayer)
<b>Field Goals</b>	4	Harrison Butker vs. Kentucky (2016 Taxslayer)
<b>PATs</b>	7	Travis Bell vs. Syracuse (2004 Champs) Harrison Butker vs. Mississippi State (2014 Orange)
<b>Interceptions</b>	2	Tom Bleick vs. Texas Tech (1965 Gator) Rick Lewis vs. Texas Tech (1970 Sun)
<b>Tackles</b>	16	Ron Rogers vs. West Virginia (1997 Carquest)
<b>Longest Run</b>	69 (TD) 68 (TD)	Synjyn Days vs. Mississippi State (2014 Orange) Joseph Auer vs. Penn State (1961 Gator)
<b>Longest Pass</b>	80 (TD)	Reggie Ball to Nate Curry (2004 Champs)
<b>Longest Field Goal</b>	52	Harrison Butker vs. Kentucky (2016 TaxSlayer)
<b>Longest Interception Return</b>	74 73	Quayshawn Nealy vs. Utah (2011 Sun) W.P. McHugh vs. St. Mary's (1947 Oil)
<b>Longest Fumble Return</b>	38	P.J. Davis vs. Kentucky (2016 TaxSlayer)
<b>Longest Kickoff Return</b>	44	Dennis Andrews vs. Mississippi (2013 Music City)
<b>Longest Punt Return</b>	63	Willie Clay vs. Stanford (1991 Aloha)
<b>Longest Punt</b>	67	Jason Bender vs. Stanford (1991 Aloha)
<b>Best Punting Average</b>	49.1 (7 punts)	Chandler Anderson vs. Iowa (2010 Orange)

### CAREER

<b>Rushing</b>	P.J. Daniels (3g), 535 yards, 68 attempts
<b>Passing</b>	Joe Hamilton (3g), 756 yards
<b>Pass Attempts</b>	Joe Hamilton (3g), 96 attempts
<b>Completions</b>	Joe Hamilton (3g), 52 completions
<b>Touchdown Passes</b>	Pepper Rodgers (2g), 5 TD
<b>Total Offense</b>	Joe Hamilton (3g), 906 yards
<b>Receptions</b>	Kelly Campbell (4g), 18 receptions , 176 yds.
<b>Receiving Yards</b>	Calvin Johnson (3g), 266 yards, 13 receptions
<b>Touchdowns</b>	P.J. Daniels (3g), 6 touchdowns

**FIRST-TEAM ALL-AMERICANS**

YEAR	PLAYER, POS.	HOMETOWN	FIRST-TEAM ALL-AMERICA
2020	* # Pressley Harvin III, P	Alcolu, S.C.	AP, AFCA, FWA, TSN, WCF
2014	Shaquille Mason, OG	Columbia, Tenn.	USAT
2009	Derrick Morgan, DE	Coatesville, Penn.	AP, AFCA, PFW
2008	Michael Johnson, DE	Selma, Ala.	AFCA
2007	Durant Brooks, P	Macon, Ga.	Rivals, SI.com, ESPN.com, CFN, PFW
2006	* # Calvin Johnson, WR	Tyrone, Ga.	AP, AFCA, FWA, WCF, TSN
2005	Calvin Johnson, WR	Tyrone, Ga.	AFCA
2000	* Chris Brown, T	Augusta, Ga.	AP, AFCA, FWA, FN
1999	* Joe Hamilton, QB	Alvin, S.C.	AP, AFCA, FWA, FN, WC
1998	* Craig Page, C	Jupiter, Fla.	AP, FWA, TSN
1992	Coleman Rudolph, DT	Valdosta, Ga.	WCF, SH, TSN
1992	Scott Sisson, K	Marietta, Ga.	WCF
1991	Marco Coleman, OLB	Dayton, Ohio	SH, FWA
1990	Marco Coleman, OLB	Dayton, Ohio	SH
1990	* # Ken Swilling, FS	Toccoa, Ga.	AP, UPI, SH, AFCA, FWA, WCF, TSN, FN
1986	John Davis, T	Ellijay, Ga.	SH
1985	John Davis, T	Ellijay, Ga.	TSN
1985	Pat Swilling, DE	Toccoa, Ga.	FWA
1978	Don Bessilleu, DB	Decatur, Ga.	TSN
1977	Lucius Sanford, LB	Atlanta, Ga.	AFCA, TSN
1974	Randy Rhino, DB	Charlotte, N.C.	WCF
1973	* Randy Rhino, DB	Charlotte, N.C.	UPI, AFCA, WCF
1972	Randy Rhino, DB	Charlotte, N.C.	FWA
1971	Smylie Gebhart, DE	Meridian, Miss.	AP
1970	* Rock Perdoni, DT	Wellesley, Mass.	AP, UPI, AFCA, FWA, TSN, Central Press, WCF
1966	* Jim Breland, C	Blacksburg, Va.	AP, UPI, NEA, AFCA, Central Press
1966	Lenny Snow, TB	Daytona Beach, Fla.	FWA
1964	Gerry Bussell, DB	Jacksonville, Fla.	TSN
1963	Billy Lothridge, QB	Gainesville, Ga.	AP, FWA
1963	Billy Martin, E	Gainesville, Ga.	NEA, TSN
1962	Rufus Guthrie, G	Atlanta, Ga.	AFCA, FWA
1959	* Maxie Baughan, C	Bessemer, Ala.	AP, UPI, AFCA, TSN
1957	Don Stephenson, C	Bessemer, Ala.	UPI, TSN
1956	Allen Ecker, G		NYDN
1956	Don Stephenson, C	Bessemer, Ala.	FWA
1953	* Larry Morris, C	Decatur, Ga.	AP, UP, AA, Colliers, TSN
1952	Pete Brown, OC	Rossville, Ga.	AP
1952	Leon Hardeman, HB	Lafayette, Ga.	INS, AA, TSN
1952	Buck Martin, E	Haleyville, Ala.	Colliers
1952	* Hal Miller, OT	Kingsport, Tenn.	UP, NEA, TSN, FWA
1952	Bobby Moorhead, DB	Miami, Fla.	AP, INS
1952	George Morris, LB	Vicksburg, Miss.	NEA, FWA
1951	Ray Beck, G	Cedartown, Ga.	AP-D, NEA-D, FWA, Colliers
1951	Lamar Wheat, DT	Chattanooga, Tenn.	INS
1948	George Brodnax, E	Atlanta, Ga.	Colliers
1948	Bill Healy, DG		NEA, INS, TSN, FWA
1947	* Bobby Davis, T	Columbus, Ga.	INS, UP, NEA, AFCA, Colliers, TSN, FWA
1946	* Paul Duke, C	Atlanta, Ga.	AP, UP, NEA, Colliers, AA, AFCA, WCF
1944	* Phil Tinsley, E	Bessemer, Ala.	INS, AP, NEA, WCF, AA, Colliers, FN, TSN
1943	John Steber, G		INS, AP, AA, WCF
1942	* Harvey Hardy, G	Marion, Ala.	INS, UP, NEA, Newsweek
1939	Robert L. Ison, E	Atlanta, Ga.	Hearst
1928	Warner Mizell, HB		INS, NANA
1928	* Peter Pund, C	Augusta, Ga.	INS, WCF, AA, Colliers, UP, NEA
1928	Frank Speer, T	Atlanta, Ga.	AP
1920	* Bill Fincher, E		WCF
1918	* Bill Fincher, E		Menke
1918	* A.M. (Bum) Day, C		WCF
1918	* Joe Guyon, T-HB	White Earth, Minn.	Menke
1917	Walker Carpenter, T	Newman, Ga.	Menke
1917	* Everett Strupper, HB		Menke, NEA

KEY	
*	Consensus All-America
#	Unanimous All-America
AA	All-America Board
AFCA	Football Coaches
AP	Associated Press
CBS	CBS Sports
CFN	College Football News
FD	Football Digest
FN	Football News
FWAA	Football Writers Association
INS	International News Service
Menke	Frank Menke Syndicate
NANA	North American Newspaper Alliance
NEA	Newspaper Enterprise Association
NYDN	New York Daily News
PFW	Pro Football Weekly
Rivals	Rivals.com
SH	Scripps-Howard News Service
SI	Sports Illustrated
TSN	The Sporting News
UP/UIP	United Press/International
USAT	USA TODAY
WCF	Walter Camp Foundation



**Calvin Johnson became the latest of Georgia Tech's 17 all-time consensus first-team All-Americans when he earned the recognition in 2006.**



## ALL-AMERICANS

YEAR	PLAYER, POS.	ALL-AMERICA		
1916	George "Pup" Phillips, C	WCF (3rd)	Eddie Prokop, HB	AP (2nd), UP (2nd), TSN (2nd), INS (2nd), Central Press (2nd), FD (2nd)
1917	Walker "Big Six" Carpenter, T	Menke (1st), WCF (unknown)	John Steber, G	AP (1st), AA Board (1st), INS (1st), UP (2nd), TSN (2nd)
	Joe Guyon, HB	NEA (2nd), WCF (unknown)		
	Judy Harlan, FB	WCF (unknown)	1944 Phil Tinsley, E *	AA Board (1st), TSN (1st), AP (1st), INS (1st), NEA (1st), WCF (1st), FN (1st), Central Press (1st), Grantland Rice (1st), UP (2nd), FWAA (2nd), FD (2nd)
	Albert "Buster" Hill, QB	INS (2nd), WCF (unknown)		
	George "Pup" Phillips, C	Menke (1st), NEA (1st), INS (2nd), WCF (unknown)	Frank Broyles, HB	FWAA (2nd)
	Everett Strupper, HB *		1946 Paul Duke, C *	AP (1st), UP (1st), NEA (1st), WCF (1st), Colliers (1st), AA Board (1st), AFCA (1st), FWAA (2nd)
1918	Ashel "Bum" Day, C *	WCF (1st)		FWAA (3rd)
	Bill Fincher, E *	Menke (1st), WCF (2nd)	1947 Bobby Davis, T *	INS (1st), UP (1st), AFCA (1st), Colliers (1st), FWAA (1st), TSN (1st), NEA (1st)
	Ralph "Buck" Flowers, FB	WCF (2nd)		
	Joe Guyon, HB *	Menke (1st)	Bill Healy, DG	FWAA (3rd)
1920	Bill Fincher, E *	WCF (1st)	1948 George Brodnax, E	Colliers (1st)
	Ralph "Buck" Flowers, FB	INS (3rd)	Bill Healy, DG	NEA (1st), INS (1st), TSN (1st), FWAA (1st)
1921	David "Red" Barron, FB	WCF (3rd), INS (3rd)	1951 Ray Beck, G	AP (1st), NEA (1st), FWAA (1st), Colliers (1st)
	Judy Harlan, FB	Football World (3rd), NEA (3rd)	Lamar Wheat, DT	INS (1st)
1922	David "Red" Barron, FB	WCF (2nd), Menke (2nd)	1952 Pete Brown, C	AP (1st), NEA (2nd)
1924	Walter Godwin, G	INS (3rd)	Leon Hardeman, HB	INS (1st), AA Board (1st), TSN (1st), NEA (2nd), UP (2nd)
	Doug Wycoff, FB	INS (2nd)	Buck Martin, E	Colliers (1st)
1925	Walter Godwin, G	Grantland Rice (2nd)	Hal Miller, OT *	UP (1st), NEA (1st), TSN (1st), FWAA (1st)
	Doug Wycoff, FB	UP (2nd), INS (3rd)	Bobby Moorhead, DB	AP (1st), INS (1st)
1928	Roy "Father" Lumpkin, FB	NEA (3rd)	George Morris, LB	NEA (1st), FWAA (1st), AP (2nd)
	Warner Mizell, HB	NANA (1st), INS (1st), AP (2nd), UP (2nd), Central Press (2nd), NEA (2nd), AA Board (3rd)	1953 Larry Morris, C *	AP (1st), UP (1st), AA Board (1st), Colliers (1st), TSN (1st), INS (2nd)
	Peter Pund, C *	Grantland Rice (1st), AA Board (1st), UP (1st), NEA (1st), INS (1st), NANA (2nd), Central Press (2nd), AP (3rd)	1955 Franklin Brooks, G	UP (3rd)
	Frank Speer, T	AP (1st)	1956 Allen Ecker, G	NYDN (1st), INS (2nd), UP (2nd)
1930	Vance Maree	INS (3rd)	Don Stephenson, C	FWAA (1st), AP (2nd), UP (3rd)
1937	Bill Jordan, E	AP (2nd), INS (2nd), NEA (3rd)	1957 Don Stephenson, C	UPI (1st), TSN (1st)
1938	Jack Chivington, G	Hearst (2nd)	1959 Maxie Baughan, C *	AP (1st), UPI (1st), AFCA (1st), FN (1st), TSN (1st)
1939	Bob Ison, E	Hearst (1st), Central Press (3rd), NEA (3rd)	1961 Rufus Guthrie, G	TSN (3rd)
1940	Bob Ison, E	UP (3rd)		
1942	Clint Castleberry, RB	UP (2nd), INS (2nd), NEA (2nd), AP (3rd), TSN (3rd)		
	Harvey Hardy, G *	UP (1st), INS (1st), NEA (1st), Central Press (1st), Newsweek (1st), AP (2nd)		
	Ed Ryckley, G	Football News (2nd)		
1943	George Manning, C	TSN (2nd)		



**Everett Strupper was one of six Georgia Tech All-Americans in 1917.**



**After earning All-America recognition as a freshman in 1942, Clint Castleberry enlisted in the U.S. Army Air Force to fight in World War II. He was killed in action while co-piloting a B-26 Marauder in Africa on Nov. 7, 1944. His No. 19 remains Georgia Tech football's only retired number.**



1962	Rufus Guthrie, G	AFCA (1st), FWAA (1st), FN (1st), NEA (2nd), AP (2nd), UPI (2nd)	Scott Sisson, K	WCF (1st), AP (2nd), TSN (2nd), FN (2nd)
	Billy Lothridge, QB	UPI (3rd)	1994	Jason Bender, P
	Mike McNames, FB	NEA (3rd)		AP (3rd), College Sports Magazine (3rd)
	Dave Watson, G	UPI (3rd)	1996	Curtis McGee, T
1963	Billy Lothridge, QB	AP (1st), FWAA (1st), UPI (2nd)	1997	Rodney Williams, P
	Billy Martin, E	NEA (1st), TSN (1st), UPI (2nd)	1998	Craig Page, C *
1964	Gerry Bussell, DB	TSN (1st)	1999	Joe Hamilton, QB *
	Bill Curry, C	AFCA (2nd)		AP (1st), FWAA (1st), FN (1st), AFCA (1st), WCF (1st), TSN (2nd)
1966	Lenny Snow, TB	FWAA (1st), FN (2nd)		Jon Carman, T
	Jim Breland, C *	AP (1st), UPI (1st), NEA (1st), AFCA (1st), FN (1st), Central Press (1st)	2000	Chris Brown, T *
1969	Rock Perdoni, DT	AP (3rd)	2001	Greg Gathers, DE
1970	Rock Perdoni, DT *	AP (1st), UPI (1st), AFCA (1st), WCF (1st), FWAA (1st), TSN (1st), Central Press (1st)	2005	Calvin Johnson, WR
		AP (1st)	2006	Calvin Johnson, WR * #
1971	Smylie Gebhart, DE	FWAA (1st), AP (2nd)		Durant Brooks, P
1972	Randy Rhino, DB	UPI (1st), AFCA (1st), WCF (1st)		Philip Wheeler, LB
1973	Randy Rhino, DB *	WCF (1st), AP (2nd), UPI (2nd)	2007	Durant Brooks, P
1974	Randy Rhino, DB	AP (3rd)		Vance Walker, DT
1975	Leo Tierney, C	AP (1st), UPI (1st), AFCA (1st), WCF (1st), FWAA (1st), TSN (1st), Central Press (1st)	2008	Morgan Burnett, S
1976	Leo Tierney, C	AP (2nd), UPI (2nd)		Michael Johnson, DE
1977	Lucius Sanford, LB	AFCA (1st), TSN (1st), AP (2nd)	2009	Cord Howard, OL
1978	Don Bessilieu, DB	TSN (1st)		Derrick Morgan, DE
	Eddie Lee Ivery, RB	AP (2nd), UPI (2nd)		Demaryius Thomas, WR
1984	Robert Lavette, RB	FN (3rd)	2011	Omoregie Uzzi, OL
1985	John Davis, OL	TSN (1st), FN (2nd)	2012	Omoregie Uzzi, OL
	Pat Swilling, OLB	FWAA (1st), FN (3rd)	2013	Jeremiah Attaochu, DE
1986	John Davis, OL	SH (1st), UPI (2nd)	2014	Shaquille Mason, OG
1989	Ken Swilling, FS	AP (3rd)		
1990	Marco Coleman, OLB	SH (1st)	2020	Pressley Harvin III, P*#
	Ken Swilling, FS*#	AP (1st), UPI (1st), WCF (1st), AFCA (1st), FWAA (1st), TSN (1st), FN (1st)	2021	Jahmyr Gibbs, RB
1991	Willie Clay, CB	AP (2nd), UPI (2nd), TSN (2nd), FN (2nd)		
	Marco Coleman, OLB	FWAA (1st), SH (1st), AP (2nd), UPI (2nd), FN (2nd), TSN (2nd)		
1992	Coleman Rudolph, DT	WCF (1st), TSN (1st), SH (1st), AP (2nd), FN (2nd)		



**Randy Rhino is the only three-time All-American in Georgia Tech football history.**



**Joe Hamilton was a consensus first-team All-American in 1999 and finished second in voting for the Heisman Trophy.**

## NATIONAL AWARDS

### AFCA ALLSTATE GOOD WORKS TEAM

2016	KeShun Freeman
2019	Jahaziel Lee

### BILETNIKOFF AWARD

#### RECEIVER

1998	Dez White (Semifinalist)
1999	Dez White (Semifinalist)
2005	Calvin Johnson (Semifinalist)
2006	Calvin Johnson (Winner)
2009	Demaryius Thomas (Semifinalist)

### BRYLES AWARD

#### ASSISTANT COACH

1998	Ralph Friedgen (Finalist)
1999	Ralph Friedgen (Winner)

### BURLSWORTH TROPHY

#### TOP FORMER WALK-ON

2010	Sean Bedford (Winner)
------	-----------------------

### BUTKUS AWARD

#### LINEBACKER

1991	Marco Coleman (Finalist)
------	--------------------------

### BEDNARIK AWARD

#### DEFENSE

2008	Vance Walker (Semifinalist)
------	-----------------------------

### DAVEY O'BRIEN AWARD

#### QUARTERBACK

1992	Shawn Jones (Finalist)
1999	Joe Hamilton (Winner)

### DOAK WALKER AWARD

#### RUNNING BACK

2009	Jonathan Dwyer (Semifinalist)
------	-------------------------------

### DRADDY TROPHY

#### "ACADEMIC HEISMAN"

2008	Darryl Richard (Finalist)
------	---------------------------

### JIM THORPE AWARD

#### DEFENSIVE BACK

1989	Ken Swilling (6th)
1990	Ken Swilling (Finalist/3rd)
1991	Willie Clay (Semifinalist)
2003	James Butler (Semifinalist)
2004	James Butler (Semifinalist)

### JOHNNY UNITAS AWARD

#### SENIOR QUARTERBACK

1992	Shawn Jones (Finalist)
1999	Joe Hamilton (Finalist)

### LOMBARDI AWARD

#### LINEMAN

1970	Rock Perdoni (Finalist)
1992	Coleman Rudolph (Semifinalist)

### LOU GROZA AWARD

#### PLAKEYICKER

1992	Scott Sisson (Finalist)
2000	Luke Manget (Semifinalist)
2004	Travis Bell (Semifinalist)
2007	Travis Bell (Semifinalist)

### HEISMAN TROPHY

#### VOTING

1942	Clint Castleberry, HB (3rd)
1943	Eddie Prokop, HB (5th)
1962	Billy Lothridge, QB (8th)
1963	Billy Lothridge, QB (2nd)
1966	Lenny Snow, TB (14th)
1978	Eddie Lee Ivery, TB (8th)
1999	Joe Hamilton, QB (2nd)
2006	Calvin Johnson, WR (10th)

### LOWE'S SENIOR CLASS AWARD

2008	Darryl Richard (Finalist)
2010	Sean Bedford (Finalist)

### MAXWELL AWARD

#### NATIONAL PLAYER

1999	Joe Hamilton, QB (Finalist)
2006	Calvin Johnson, WR (Semifinalist)

### MOSI TATUPU AWARD

#### SPECIAL TEAMS

1997	Rodney Williams (Finalist)
1998	Rodney Williams (Finalist)
2001	Kelly Campbell (Finalist)

### OUTLAND TROPHY

#### LINEMAN

1998	Craig Page, C (Finalist)
------	--------------------------

### RAY GUY AWARD

#### PUNTER

2006	Durant Brooks (Finalist)
2007	Durant Brooks (Winner)
2020	Pressley Harvin III (Winner)

### RIMINGTON TROPHY

#### CENTER

2003	Hugh Reilly, C (Finalist)
------	---------------------------

### TED HENDRICKS AWARD

#### DEFENSIVE END

2009	Derrick Morgan (Finalist)
------	---------------------------

### PRESEASON ALL-AMERICA

#### PLAYBOY MAGAZINE

1962	Dave Watson, G
1970	Rock Perdoni, DL
1974	Randy Rhino, DB
1976	Leo Tierney, C
1977	Lucius Sanford, LB
1987	Riccardo Ingram, DB
1991	Ken Swilling, DB
	Marco Coleman, OLB
2002	Dan Dyke, P (scholar-athlete)
2007	Durant Brooks, P

### NATIONAL PLAYER OF THE WEEK

#### SPORTS ILLUSTRATED

Oct. 8, 1966	– Kim King, QB vs. Tennessee
Oct. 29, 1984	– John Davis, T vs. Clemson
Oct. 15, 1988	– Andre Thomas, DB vs. South Carolina
Oct. 13, 1989	– Ken Swilling, DB vs. Clemson

#### AT&T

Nov. 29, 2008	– Roddy Jones, RB vs. Georgia
---------------	-------------------------------

#### WALTER CAMP

Oct. 29, 2016	– Justin Thomas, QB vs. Duke
---------------	------------------------------

### MANNING AWARD STAR OF THE WEEK

Sept. 4, 2017	– TaQuon Marshall, QB vs. Tennessee
---------------	-------------------------------------

### DAVEY O'BRIEN AWARD "GREAT 8"

Sept. 4, 2017	– TaQuon Marshall, QB vs. Tennessee
---------------	-------------------------------------

### NCAA SILVER ANNIVERSARY AWARD

#### DISTINGUISHED STUDENT-ATHLETE ON 25TH ANNIVERSARY OF END OF INTERCOLLEGIATE ATHLETICS ELIGIBILITY

1980	Larry Morris (1955)
2000	Steve Raible (1975)

## ACADEMIC AWARDS

### COSIDA ACADEMIC ALL-AMERICA HALL OF FAME

1996	Wade Mitchell
------	---------------



The CoSIDA Academic All-America Hall of Fame recognizes former Academic All-America student-athletes who graduated at least 10 years prior and have gone on to great success after athletics. Wade Mitchell became Georgia Tech's first inductee in 1996. An Academic All-America in 1955, the former standout quarterback and safety went on to become a prominent Atlanta banking executive.

### NCAA POSTGRADUATE SCHOLARSHIP

1968	Bill Eastman
1975	James Robinson
1981	Sheldon Fox
1983	Ellis Gardner
1986	John Ivmeyer
2002	Dan Dyke



**NATIONAL FOOTBALL FOUNDATION**

**SCHOLAR-ATHLETE**

1968	Bill Eastman	1983
1980	Sheldon Fox	

**ACADEMIC ALL-AMERICA**

1952	Ed Gossage, G (1st)	
	Larry Morris, LB (1st)	
	Cecil Trainer, E (1st)	
1954	John Hunsinger, FB (1st)	
1955	Wade Mitchell, QB (1st)	
1956	Allen Ecker, G (1st)	
1958	Floyd Faucette, B (2nd)	
	Foster Watkins, G (3rd)	
1966	W.J. Blaine, LB (1st)	1986
	Jim Breland, C (1st)	
	Bill Eastman, DB (1st)	
1967	Bill Eastman, DB (1st)	
1980	Sheldon Fox, LB (1st)	
1982	Ellis Gardner, T (2nd)	
1989	Stefen Scotton, FB (2nd)	1987
1990	Stefen Scotton, FB (1st)	
1999	Dan Dyke, P (1st)	
2000	Dan Dyke, P (1st)	1989
2001	Dan Dyke, P (1st)	
2002	Dan Dyke, P (1st)	
2007	Darryl Richard, DT (2nd)	1990

**ACADEMIC ALL-DISTRICT**

1995	Grant Baynham, TE	1991
1996	Grant Baynham, TE	1992
	Dave Frakes, K	1994
1997	Dave Frakes, K	1995
1999	Dan Dyke, P	1996
2000	Dan Dyke, P	1998
2001	Dan Dyke, P	
2002	Dan Dyke, P	
	Jeremy Muiyres, DB	1999
2003	Hal Higgins, P	
2007	Darryl Richard, DT	2000
2016	Brad Stewart, WR	
2018	Andrew Marshall, OL	
	Malik Rivera, DB	2001
	Brad Stewart, WR	
2020	Ryan Johnson, OL	2002

**JIM TATUM AWARD**

**ACC'S TOP SENIOR SCHOLAR-ATHLETE**

2002	Jeremy Muiyres, FS	2002
2008	Darryl Richard, DT	

**ACC POSTGRADUATE SCHOLARSHIP**

1989	Cedric Stallworth	2003
1996	Grant Baynham	
1997	Dave Frakes	
2002	Dan Dyke	
2003	Hal Higgins	
2004	Nate Curry	
2013	Will Jackson	
2015	Matt Connors	2004

**ACADEMIC ALL-ACC**

1980	Ellis Gardner, T	
	Mark Schultz, C	
	Mark Bradley, NG	
	Sheldon Fox, LB	2005
1981	Ellis Gardner, T	
	Mark Sheffield, S	
1982	Ellis Gardner, T	2006
	Sam Kelly, DE	

Eddie Fortier, FB	2007
John Ivmeyer, T	
Rob Horton, LB	
Mike Martin, LB	
John Dewberry, QB	2008
Sam Bracken, G	
Paul Menegazzi, DB	
Chuck Easley, FB	
Tony Kepano, G	2009
Sam Bracken, G	
John Dewberry, QB	2010
Chuck Easley, TB	
Andy Hearn, C	
John Ivmeyer, T	
Bart Jones, DB	2011
Steve Mullen, DE	
Cedric Stallworth, DB	
Jim Stradley, C	
Rick Strom, QB	
Mitch Waters, T	2012
Steve Mullen, DE	
Cedric Stallworth, DB	2013
Rick Strom, QB	
Steve Mullen, DT	2014
David Hicks, OLB	
Stefen Scotton, FB	2015
Stefen Scotton, FB	
Jay Martin, DB	2016
Jerrelle Williams, ILB	
Coleman Rudolph, DT	
Rodney Wilkerson, ILB	
Grant Baynham, TE	2017
Dave Frakes, K	
Dave Frakes, K	2018
Felipe Claybrooks, DE	
Mike Sheridan, SE	
Kofi Smith, CB	
Dan Dyke, P	1999
Travares Tillman, DB	
Felipe Claybrooks, DE	2000
Dan Dyke, P	
Jeremy Muiyres, DB	
Dan Dyke, P	2001
George Godsey, QB	
Jeremy Muiyres, DB	
Kelley Rhino, SP	2020
Dan Dyke, P	2021
Jeremy Muiyres, DB	
Kelley Rhino, SP	
Luke Manget, PK	
Daryl Smith, LB	
James Butler, DB	
Nate Curry, WR	
P.J. Daniels, RB	
John Paul Foschi, TE	
Eric Henderson, DE	
Hal Higgins, P	
Chris Reis, DB	
Gerris Wilkinson, DE	
Travis Bell, PK	
James Butler, DB	
Nate Curry, WR	1957
P.J. Daniels, RB	
Chris Reis, LB	1958
Travis Bell, PK	1959
Chris Reis, LB	1961
Kevin Tuminello, C	1962
Travis Bell, PK	
Darryl Richard, DT	
Kevin Tuminello, C	

Travis Bell, PK	
Tashard Choice, RB	
Colin Peek, TE	
Kevin Tuminello, C	
Roddy Jones, RB	
Darryl Richard, DT	
Jaybo Shaw, QB	
Cooper Taylor, S	
Roddy Jones, RB	
Logan Walls, DT	
Scott Blair, K	
Will Jackson, OG	
Roddy Jones, RB	
Logan Walls, DT	
Will Jackson, OG	
Preston Lyons, RB	
Jason Peters, DE	
Logan Walls, DT	
Ray Beno, OT	
Will Jackson, OG	
Ray Beno, OT	
Trey Braun, OG	
Harrison Butker, K	
Isaiah Johnson, S	
Trevor Stroebel, LS	
Trey Braun, OL	
Marcus Marshall, RB	
Parker Braun, OG	
Andrew Marshall, OT	
Rod Rook-Chungong, DE	
Brad Stewart, WR	
Parker Braun, OG	
Brad Stewart, WR	
Jalen Johnson, LB	
Andrew Marshall, OL	
Brant Mitchell, LB	
Malik Rivera, DB	
Brad Stewart, WR	
Parker Braun, OL	
Tre Swilling, DB	
Wesley Wells, PK	
David Curry, LB	
Jared Southers, OL	
Tre Swilling, DB	
Jalen Camp, WR	
Ryan Johnson, OL	
Ryan Johnson, OL	
Cade Long, LS	
Kyric McGowan, WR	
Mikey Minihan, OL	
David Shanahan, P	
Jeff Sims, QB	
Tre Swilling, DB	

**ACADEMIC ALL-SEC**

1954	Bill Sennett, E
	Wade Mitchell, QB
1955	Wade Mitchell, QB
1956	Allen Ecker, G
	Wade Mitchell, QB
	Dickie Mattison, FB
	Foster Watkins, G
1957	Floyd Faucette, HB
1958	Floyd Faucette, HB
1959	Larry Stallings, T
1961	Larry Stallings, T
1962	Frank Sexton, E
	Tom Ballard, T



<b>ALL-SOUTHERN CONFERENCE</b>		<b>ALL-SEC</b>			
1902	Jesse Thrash, T	1933	Bob Tharpe, T (AP-1st)	1948	Bill Healy, G (AP-1st)
1904	Lob Brown, T		Jimmy Slocum, E (AP-2nd)		George Brodnax, E (AP-1st)
1906	Lob Brown, E		Jack Phillips, FB (AP-2nd)		Frank Ziegler, B (AP-2nd)
1907	John Davis, T		Clyde Williams, T (AP-3rd)		Jim Vurgin, G (AP-3rd)
1910	Pat Patterson, T		Dave Wilcox, G (AP-3rd)		Clay Matthews, T (AP-3rd)
1911	Roy Goree, E	1934	C.W. Williams, T (AP-2nd)	1949	Tom Coleman, T (AP-2nd)
1914	Jim Senter, E		Shorty Roberts, B (AP-3rd)		Jimmy Jordan, B (AP-2nd)
1915	Wooch Fielder, B	1935	J.M. Fitzsimons, G (AP-1st)	1950	Bob Bossons, C (UPI-1st; AP-3rd)
	Froggy Morrison, B		Dutch Konemann, B (AP-3rd)		John Weigle, E (UPI-2nd; AP-3rd)
	Jim Senter, E	1936	Dutch Konemann, B (AP-1st)		Bobby North, B (AP-3rd)
1916	Tommy Spense, B		J.M. Fitzsimons, G (AP-2nd)	1951	Lum Snyder, T (AP-1st)
	Everett Strupper, B	1937	Bill Jordan, E (AP-1st)		Darrell Crawford, QB (AP-1st; UPI-1st)
	Walker Carpenter, T		Fletcher Simms, B (AP-1st)		Lamar Wheat, DT (AP-1st; UPI-1st)
	Bob Lang, G		Jack Chivington, C (AP-3rd)		Ray Beck, G (AP-1st; UPI-1st)
	Pup Phillips, C		Dutch Konemann, B (AP-3rd)		Buck Martin, E (AP-2nd; UPI-2nd)
1917	Albert Hill, B	1938	J.L. Brooks, G (AP-1st)		George Morris, LB (AP-2nd)
	Everett Strupper, B		Jack Chivington, C (AP-2nd)		Hal Miller, T (AP-3rd)
	Joe Guyon, B	1939	Bob Ison, E (AP-1st)		Leon Hardeman, HB (AP-3rd; UPI-2nd)
	Shorty Guill, E		Howard Ector, B (AP-2nd)		Larry Morris, LB (AP-3rd)
	Bill Fincher, E		Neil Cavette, G (AP-3rd)	1952	Pete Brown, C (AP-1st; UPI-2nd)
	Walker Carpenter, T		Buck Murphy, B (AP-3rd)		Hal Miller, T (AP-1st; UPI-2nd)
	Pup Phillips, C	1940	Bob Ison, E (AP-2nd)		Leon Hardeman, HB (AP-1st; UPI-1st)
1919	Judy Harlan, B		Johnny Bosch, B (AP-3rd)		Sam Hensley, DE (AP-1st)
	Buck Flowers, B	1941	Charles Sanders, T (AP-2nd)		Buck Martin, OE (AP-2nd; UPI-1st)
	Red Barron, B		George Webb, E (AP-2nd)		George Morris, LB (AP-1st; UPI-1st)
	Albert Staton, E	1942	Harvey Hardy, G (AP-1st)		Larry Morris, LB (AP-1st; UPI-3rd)
	Dummy LeBey, G		Clint Castleberry, B (AP-1st)		Bobby Moorhead, DB (AP-1st)
	Pup Phillips, C		George Manning, C (AP-2nd)		Orville Vereen, G (AP-2nd; UPI-2nd)
1920	Buck Flowers, B		Jack Marshall, E (AP-3rd)		Jake Shoemaker, OG (AP-2nd)
	Red Barron, B	1943	Phil Tinsley, E (AP-1st)		Ed Gossage G (AP-3rd; UPI-3rd)
	John Staton, E		John Steber, G (AP-1st)		Jeff Knox, E (AP-3rd)
	Bill Fincher, E		Bill Chambers, T (AP-1st)		Billy Teas, HB (AP-3rd)
1921	Judy Harlan, B		Eddie Prokop, B (AP-1st)		Bob Sherman, DT (AP-3rd)
	Red Barron, B		George Manning, C (AP-2nd)		Charlie Brannon, DB (AP-3rd)
	Albert Staton, T		Frank Beall, G (AP-2nd)	1953	Larry Morris, C (AP-1st; UPI-1st)
1922	Red Barron, B		Walt Kilzer, E (AP-2nd)		Glen Turner, B (AP-1st; UPI-2nd)
	Oscar Davis, G		Mickey Logan, B (AP-2nd)		Bob Sherman, T (AP-2nd; UPI-3rd)
	Claire Frye, C		Jim Wilson, E (AP-3rd)		Leon Hardeman, B (AP-2nd; UPI-2nd)
1923	Doug Wycoff, B		W.N. Smith, T (AP-3rd)		Sam Hensley, E (AP-3rd; UPI-2nd)
	John Staton, E		Charley Hoover, G (AP-3rd)		Billy Teas, B (AP-3rd; UPI-2nd)
1924	Doug Wycoff, B		Frank Broyles, B (AP-3rd)		Glenn Turner, B (UPI-2nd)
	Walter Godwin, G	1944	Phil Tinsley, E (AP-1st)		Orville Vereen, G (UPI-2nd)
1925	Doug Wycoff, B		Frank Broyles, E (AP-1st)	1954	Larry Morris, C (AP-2nd; UPI-1st)
	Walter Godwin, G		Maurice Furchgott, G (AP-2nd)		Franklin Brooks, G (AP-1st; UPI-1st)
	Owen Poole, C		Allen Bowen, B (AP-2nd)		Henry Hair, E (AP-1st; UPI-1st)
	Mack Tharpe, T		Roland Phillips, G (AP-3rd)		Jimmy Thompson, B (AP-3rd; UPI-3rd)
1927	Stumpy Thomason, B		George Mathews, B (AP-3rd)	1955	Franklin Brooks, G (AP-1st; UPI-1st)
	Peter Pund, C	1945	Bobby Davis, T		Henry Hair, E (UPI-1st)
	Frank Speer, T		Paul Duke, C (AP-2nd)		George Volkert, B (AP-2nd; UPI-3rd)
	Ed Crowley, E		George Mathews, B (AP-2nd)		Jimmy Morris, C (UPI-2nd)
1928	Warner Mizell, B		George Hills, G (AP-3rd)		Carl Vereen, T (UPI-3rd)
	Raleigh Drennon, G		Walt Kilzer, E (AP-3rd)		Wade Mitchell (UPI-3rd)
	Peter Pund, C	1946	Bobby Davis, T (AP-1st)	1956	Don Stephenson, C (AP-1st; UPI-1st)
	Frank Speer, T		Paul Duke, C (AP-1st)		Ken Owen, B (AP-1st; UPI-3rd)
	Ken Thrash, T		Frank Broyles, B (AP-1st)		Allen Ecker, G (AP-2nd; UPI-1st)
	Stumpy Thomason, B		Bill Healy, G (AP-2nd)		Paul Rotenberry, B (AP-2nd; UPI-2nd)
	Tom Jones, E		Pat McHugh, B (AP-3rd)		Carl Vereen, T (AP-3rd; UPI-2nd)
1930	Vance Maree, T	1947	Bobby Davis, T (AP-1st)		Tippy Vann, B (AP-3rd)
1932	Monk Neblett, C		Bill Healy, G (AP-1st)		Jimmy Johnson, G (UPI-2nd)
			Louis Hook, C (AP-3rd)		Wade Mitchell, QB (UPI-3rd)
			George Brodnax, E (AP-3rd)		George Volkert, B (UPI-3rd)
			Allen Bowen, B (AP-3rd)	1957	Don Stephenson, C (AP-1st; UPI-1st)
					Jerry Nabors, E (AP-2nd; UPI-2nd)
				1958	Gerald Burch, T (AP-3rd)



Maxie Baughan, C (AP-3rd)  
 Floyd Faucette, B (AP-3rd)  
 1959 Maxie Baughan, C (AP-1st; UPI-2nd)  
 Gerald Burch, T (UPI-2nd)  
 Toby Deese, C (AP-2nd)  
 Taz Anderson, B (AP-3rd)  
 Billy Shaw, T (UPI-3rd)  
 1960 Billy Shaw, T (AP-1st; UPI-1st)  
 Gerald Burch, T (AP-2nd; UPI-2nd)  
 Billy Williamson, B (AP-2nd; UPI-2nd)  
 Chick Graning, B (UPI-3rd)  
 Ed Nutting, T (UPI-3rd)  
 1961 Dave Watson, G (AP-1st; UPI-1st)  
 Harold Ericksen, G (AP-2nd)  
 Billy Williamson, B (AP-3rd; UPI-3rd)  
 Rufus Guthrie, G (UPI-2nd)  
 1962 Rufus Guthrie, G (AP-1st; UPI-1st)  
 Dave Watson, G (AP-3rd; UPI-1st)  
 Billy Lothridge, QB (AP-1st; UPI-1st)  
 Billy Martin, E (AP-2nd; UPI-1st)  
 Larry Stallings, G (AP-3rd)  
 Mike McNames, B (AP-3rd; UPI-3rd)  
 Ted Davis, E (UPI-3rd)  
 1963 Billy Lothridge, QB (AP-1st; UPI-1st)  
 Billy Martin, E (AP-1st; UPI-1st)  
 Dave Simmons, C (AP-2nd)  
 Ted Davis, E (UPI-3rd)

Calvin Tiggie, ILB (1st)  
 Willie Clay, CB (1st)  
 Joe Siffri, G (1st)  
 Marco Coleman, OLB (1st)  
 Tom Covington, TE (2nd)  
 Emmett Merchant, WR (2nd)  
 Jeremiah McClary, DT (2nd)  
 Shawn Jones, QB (2nd)  
 Darryl Jenkins, T (2nd)  
 1991 Willie Clay, CB (1st)  
 Marco Coleman, OLB (1st)  
 Mike Mooney, T (1st)  
 Coleman Rudolph, DT (1st)  
 Shawn Jones, QB (2nd)  
 Greg Lester, FL (2nd)  
 Jerrelle Williams, ILB (2nd)  
 1992 Coleman Rudolph, DT (1st)  
 Scott Sisson, K (1st)  
 Dorsey Levens, RB (1st)  
 1993 Jamal Cox, ILB (2nd)  
 William Bell, RB (3rd)  
 Brian Bravy, G (3rd)  
 Michael Cheever, C (3rd)  
 1994 Jason Bender, FL (1st)  
 Jamal Cox, ILB (2nd)  
 Brian Bravy, G (2nd)  
 Lethon Flowers, CB (2nd)  
 1995 Michael Cheever, C (2nd)  
 Al Jackson, NG (2nd)  
 Nathan Perryman, CB (2nd)  
 Ron Rogers, ILB (2nd)  
 C.J. Williams, TB (2nd)  
 1996 Curtis McGee, T (1st)  
 Harvey Middleton, FL (1st)  
 Nathan Perryman, CB (2nd)  
 1997 Rodney Williams, P (1st)  
 Keith Brooking, LB (2nd)  
 Ken Celaj, T (2nd)  
 Ralph Hughes, DE (2nd)  
 1998 Joe Hamilton, QB (1st)  
 Craig Page, C (1st)  
 Rodney Williams, P (1st)  
 Jason Burks, G (2nd)  
 Charlie Rogers, SP (2nd)  
 Jesse Tarplin, DE (2nd)  
 Travares Tillman, FS (2nd)  
 Dez White, SE (2nd)  
 1999 Joe Hamilton, QB (1st)  
 Jon Carman, T (1st)  
 Kelly Campbell, FL (1st)  
 Jason Burks, G (2nd)  
 Travares Tillman, FS (2nd)  
 Dez White, SE (2nd)  
 2000 Chris Brown, T (1st)  
 Greg Gathers, DE (1st)  
 Brent Key, G (1st)  
 Luke Manget, PK (1st)  
 Kelly Campbell, WR/SP (2nd)  
 George Godsey, QB (2nd)  
 Jeremy Muyres, DB (2nd)  
 Nick Rogers, DE (2nd)  
 2001 Joe Burns, RB (1st)  
 Kelly Campbell, WR (1st)  
 Nat Dorsey, T (1st)  
 Greg Gathers, DE (1st)  
 Luke Manget, PK (1st)  
 Kelley Rhino, SP (1st)  
 Jeremy Muyres, DB (2nd)  
 Nick Rogers, DE (2nd)

2002 Jeremy Muyres, DB (1st)  
 Nat Dorsey, T (2nd)  
 Luke Manget, PK (2nd)  
 Kerry Watkins, WR (2nd)  
 Ricardo Wimbush, LB (2nd)  
 2003 James Butler, FS (1st)  
 P.J. Daniels, RB (1st)  
 Keyaron Fox, LB (1st)  
 Eric Henderson, DE (1st)  
 Hugh Reilly, C (1st)  
 Jonathan Smith, WR (2nd)  
 2004 James Butler, FS (1st)  
 Calvin Johnson, WR (1st)  
 Travis Bell, PK (2nd)  
 Eric Henderson, DE (2nd)  
 Geris Wilkinson, LB (2nd)  
 Chris Reis, LB (hm)  
 2005 Calvin Johnson, WR (1st)  
 P.J. Daniels, RB (2nd)  
 Eric Henderson, DE (2nd)  
 Dawan Landry, FS (2nd)  
 Geris Wilkinson, LB (2nd)  
 Brad Howeycutt, OT (hm)  
 2006 Joe Anoi, DT (1st)  
 Durant Brooks, P (1st)  
 Calvin Johnson, WR (1st)  
 Jamal Lewis, S (1st)  
 Tashard Choice, RB (2nd)  
 Adamm Oliver, DE (2nd)  
 Philip Wheeler, LB (2nd)  
 Reggie Ball, QB (hm)  
 Andrew Gardner, OT (hm)  
 KaMichael Hall, LB (hm)  
 2007 Travis Bell, PK (1st)  
 Durant Brooks, P (1st)  
 Tashard Choice, RB (1st)  
 Andrew Gardner, OT (1st)  
 Vance Walker, DT (1st)  
 Darrell Robertson, DE (2nd)  
 Kevin Tuminello, C (2nd)  
 Phillip Wheeler, LB (2nd)  
 Jamal Lewis, S (hm)  
 2008 Jonathan Dwyer, RB (1st)  
 Andrew Gardner, OT (1st)  
 Michael Johnson, DE (1st)  
 Vance Walker, DT (1st)  
 Morgan Burnett, S (2nd)  
 Cord Howard, OL (2nd)  
 Darryl Richard, DT (2nd)  
 Derrick Morgan, DE (hm)  
 2009 Sean Bedford, OL (1st)  
 Jonathan Dwyer, RB (1st)  
 Cord Howard, OL (1st)  
 Derrick Morgan, DE (1st)  
 Joshua Nesbitt, QB (1st)  
 Demaryius Thomas, WR (1st)  
 Morgan Burnett, S (2nd)  
 Brad Jefferson, LB (hm)  
 2010 Anthony Allen, RB (1st)  
 Sean Bedford, C (1st)  
 Omoregie Uzzi, G (2nd)  
 2011 Omoregie Uzzi, G (1st)  
 Julian Burnett, LB (2nd)  
 Jeremiah Attaochu, LB (hm)  
 Rod Sweeting, CB (hm)  
 2012 Omoregie Uzzi, G (1st – M,C)  
 Jeremiah Attaochu, LB (hm – M,C)  
 T.J. Barnes, DT (hm – C)  
 Jay Finch, C (hm – M,C)

SEC COACH OF THE YEAR

1939 William Alexander (Nashville Banner)  
 1951 Bobby Dodd (AP)

ALL-SOUTHERN INDEPENDENT

1968 John Sias, SE  
 Joel Stevenson, TE  
 Buck Shiver, LB  
 Billy Kinard, DB  
 1969 Rock Perdoni, DT  
 Jeff Ford, DB  
 John Riggie, LB  
 Joe Vitunic, OG  
 1970 Brent Cunningham, HB  
 Bill Flowers, LB  
 Jeff Ford, DB  
 Richard Gardner, OG  
 Rick Lantz, OT  
 Rock Perdoni, DT  
 1971 Rick Lantz, OT

1996 Curtis McGee, T (1st)  
 Harvey Middleton, FL (1st)  
 Nathan Perryman, CB (2nd)  
 1997 Rodney Williams, P (1st)  
 Keith Brooking, LB (2nd)  
 Ken Celaj, T (2nd)  
 Ralph Hughes, DE (2nd)  
 1998 Joe Hamilton, QB (1st)  
 Craig Page, C (1st)  
 Rodney Williams, P (1st)  
 Jason Burks, G (2nd)  
 Charlie Rogers, SP (2nd)  
 Jesse Tarplin, DE (2nd)  
 Travares Tillman, FS (2nd)  
 Dez White, SE (2nd)  
 1999 Joe Hamilton, QB (1st)  
 Jon Carman, T (1st)  
 Kelly Campbell, FL (1st)  
 Jason Burks, G (2nd)  
 Travares Tillman, FS (2nd)  
 Dez White, SE (2nd)

2007 Travis Bell, PK (1st)  
 Durant Brooks, P (1st)  
 Tashard Choice, RB (1st)  
 Andrew Gardner, OT (1st)  
 Vance Walker, DT (1st)  
 Darrell Robertson, DE (2nd)  
 Kevin Tuminello, C (2nd)  
 Phillip Wheeler, LB (2nd)  
 Jamal Lewis, S (hm)  
 2008 Jonathan Dwyer, RB (1st)  
 Andrew Gardner, OT (1st)  
 Michael Johnson, DE (1st)  
 Vance Walker, DT (1st)  
 Morgan Burnett, S (2nd)  
 Cord Howard, OL (2nd)  
 Darryl Richard, DT (2nd)  
 Derrick Morgan, DE (hm)  
 2009 Sean Bedford, OL (1st)  
 Jonathan Dwyer, RB (1st)  
 Cord Howard, OL (1st)  
 Derrick Morgan, DE (1st)  
 Joshua Nesbitt, QB (1st)  
 Demaryius Thomas, WR (1st)  
 Morgan Burnett, S (2nd)  
 Brad Jefferson, LB (hm)  
 2010 Anthony Allen, RB (1st)  
 Sean Bedford, C (1st)  
 Omoregie Uzzi, G (2nd)  
 2011 Omoregie Uzzi, G (1st)  
 Julian Burnett, LB (2nd)  
 Jeremiah Attaochu, LB (hm)  
 Rod Sweeting, CB (hm)  
 2012 Omoregie Uzzi, G (1st – M,C)  
 Jeremiah Attaochu, LB (hm – M,C)  
 T.J. Barnes, DT (hm – C)  
 Jay Finch, C (hm – M,C)

ALL-ACC

1982 Robert Lavette, TB  
 1984 John Dewberry, QB  
 Tony Kepano, G (AP)  
 Robert Lavette, TB  
 Ken Whisenhunt, TE  
 1985 Cleve Pounds, DB  
 Ted Roof, LB  
 Pat Swilling, DE  
 1986 Kyle Ambrose, DT  
 John Davis, C  
 Riccardo Ingram, DB  
 1988 Cedric Stallworth, DB  
 Willis Crockett, LB  
 1989 Jerry Mays, RB (AP – 1st, UPI – 1st)  
 Eric Thomas, LB (AP – 1st, UPI – 1st)  
 Ken Swilling, DB (AP – 1st, UPI – 1st)  
 Darryl Jenkins, T (AP – 2nd)  
 Willie Burks, DT (AP – 2nd)  
 1990 Ken Swilling, FS (1st)

2000 Chris Brown, T (1st)  
 Greg Gathers, DE (1st)  
 Brent Key, G (1st)  
 Luke Manget, PK (1st)  
 Kelly Campbell, WR/SP (2nd)  
 George Godsey, QB (2nd)  
 Jeremy Muyres, DB (2nd)  
 Nick Rogers, DE (2nd)  
 2001 Joe Burns, RB (1st)  
 Kelly Campbell, WR (1st)  
 Nat Dorsey, T (1st)  
 Greg Gathers, DE (1st)  
 Luke Manget, PK (1st)  
 Kelley Rhino, SP (1st)  
 Jeremy Muyres, DB (2nd)  
 Nick Rogers, DE (2nd)

2009 Sean Bedford, OL (1st)  
 Jonathan Dwyer, RB (1st)  
 Cord Howard, OL (1st)  
 Derrick Morgan, DE (1st)  
 Joshua Nesbitt, QB (1st)  
 Demaryius Thomas, WR (1st)  
 Morgan Burnett, S (2nd)  
 Brad Jefferson, LB (hm)  
 2010 Anthony Allen, RB (1st)  
 Sean Bedford, C (1st)  
 Omoregie Uzzi, G (2nd)  
 2011 Omoregie Uzzi, G (1st)  
 Julian Burnett, LB (2nd)  
 Jeremiah Attaochu, LB (hm)  
 Rod Sweeting, CB (hm)  
 2012 Omoregie Uzzi, G (1st – M,C)  
 Jeremiah Attaochu, LB (hm – M,C)  
 T.J. Barnes, DT (hm – C)  
 Jay Finch, C (hm – M,C)





HONORS AND AWARDS

	Jamal Golden, SP (hm - C)		Harrison Butler, PK (hm - M)
	Will Jackson, OL (hm - M)		Patrick Gamble, DL (hm - M)
	Orwin Smith, RB (hm - M, C)	2017	KirVonte Benson, RB (2nd)
2013	Shaquille Mason, G (1st - M; 3rd - C)		Parker Braun, OL (2nd)
	Jeremiah Attaochu, DE (1st - C; 2nd - M)		Pressley Harvin III, P (3rd)
	Robert Godhigh, RB (hm - M)		Shamire Devine, OL (hm)
	Will Jackson, OL (hm - M)	2018	Parker Braun, OL (1st)
	David Sims, RB (hm - M, C)		Pressley Harvin III, P (2nd)
2014	Adam Gotsis, DL (2nd - M, C)	2019	Jordan Mason, RB (3rd)
	Zach Laskey, BB (2nd - M, C)		David Curry, LB (hm)
	Shaquille Mason, OG (2nd - M, C)		Jack DeFoor, OL (hm)
	Quayshawn Nealy, LB (2nd - C, 3rd - M)		Tre Swilling, DB (hm)
	DeAndre Smelter, WR (2nd - C, 3rd - M)	2020	Pressley Harvin III, P (1st)
	Justin Thomas, QB (2nd - C, 3rd - M)		David Curry, LB (hm)
	Jamal Golden, DB (3rd - M, C)		Jahmyr Gibbs, RB (hm)
	Freddie Burden, C (hm - M)	2021	Jahmyr Gibbs, RB (1st)
	Bryan Chamberlain, OT (hm - M)		Quez Jackson, LB (2nd)
	P.J. Davis, LB (hm - M)		Dijmon Brooks, DL (hm)
	Syrjyn Days, BB (hm - M, C)		Devin Cochran, OL (hm)
	KeShun Freeman, DE (hm - M)		Charlie Thomas, LB (hm)
	Jamal Golden, RET (hm - M)		Juanyeh Thomas, DB (hm)
	D.J. White, DB (hm - M)		
2015	Adam Gotsis, DT (3rd - C, hm - M)		
	Freddie Burden, C (hm - C)		
	Trey Braun, OL (hm - M)		
	Bryan Chamberlain, OL (hm - M)		
2016	Freddie Burden, C (3rd - C, M)		

M - Media, C - Coaches

**TWO-TIME FIRST-TEAM ALL-ACC**

Robert Lavette .....	1982, 1984
Ken Swilling .....	1989, 1990
Willie Clay .....	1990, 1991
Coleman Rudolph .....	1991, 1992
Rodney Williams .....	1997, 1998
Joe Hamilton .....	1998, 1999
Kelly Campbell .....	1999, 2001
Greg Gathers .....	2000, 2001
Luke Manget .....	2000, 2001
James Butler .....	2003, 2004
Durant Brooks .....	2006, 2007
Andrew Gardner .....	2007, 2008
Vance Walker .....	2007, 2008
Jonathan Dwyer .....	2008, 2009
Sean Bedford .....	2009, 2010
Omoregie Uzzi .....	2011, 2012

**THREE-TIME FIRST-TEAM ALL-ACC**

Calvin Johnson .....	2004, 2005, 2006
----------------------	------------------

FIRST-TEAM ALL-ACC SELECTIONS BY POSITION / YEAR													
YEAR	TEAMS	RB	QB	WR	TE	OL	DL	LB	DB	P	K	SP	TOTAL
1982	8	1	-	-	-	-	-	-	-	-	-	-	1
1983	8	-	-	-	-	-	-	-	-	-	-	-	0
1984	8	1	1	-	1	1	-	-	-	-	-	-	4
1985	8	-	-	-	-	-	1	1	1	-	-	-	3
1986	8	-	-	-	-	1	1	-	1	-	-	-	3
1987	8	-	-	-	-	-	-	-	-	-	-	-	0
1988	8	-	-	-	-	-	-	1	1	-	-	-	2
1989	8	1	-	-	-	-	-	1	1	-	-	-	3
1990	8	-	-	-	-	1	-	2	2	-	-	-	5
1991	9	-	-	-	-	1	1	1	1	-	-	-	4
1992	9	-	-	-	-	-	1	-	-	-	1	-	2
1993	9	1	-	-	-	-	-	-	-	-	-	-	1
1994	9	-	-	1	-	-	-	-	-	-	-	-	1
1995	9	-	-	-	-	-	-	-	-	-	-	-	0
1996	9	-	-	1	-	1	-	-	-	-	-	-	2
1997	9	-	-	-	-	-	-	-	-	1	-	-	1
1998	9	-	1	-	-	1	-	-	-	1	-	-	3
1999	9	-	1	1	-	1	-	-	-	-	-	-	3
2000	9	-	-	-	-	2	1	-	-	-	1	-	4
2001	9	1	-	1	-	1	1	-	-	-	1	1	6
2002	9	-	-	-	-	-	-	-	1	-	-	-	1
2003	9	1	-	-	-	1	1	1	1	-	-	-	5
2004	11	-	-	1	-	-	-	-	1	-	-	-	2
2005	12	-	-	1	-	-	-	-	-	-	-	-	1
2006	12	-	-	1	-	-	1	-	1	1	-	-	4
2007	12	1	-	-	-	1	1	-	-	1	1	-	5
2008	12	1	-	-	-	1	2	-	-	-	-	-	4
2009	12	1	1	1	-	2	1	-	-	-	-	-	6
2010	12	1	-	-	-	1	-	-	-	-	-	-	2
2011	12	-	-	-	-	1	-	-	-	-	-	-	1
2012	12	-	-	-	-	1	-	-	-	-	-	-	1
2013	14	-	-	-	-	1	1	-	-	-	-	-	2
2014	14	-	-	-	-	-	-	-	-	-	-	-	0
2015	14	-	-	-	-	-	-	-	-	-	-	-	0
2016	14	-	-	-	-	-	-	-	-	-	-	-	0
2017	14	-	-	-	-	-	-	-	-	-	-	-	0
2018	14	-	-	-	-	1	-	-	-	-	-	-	1
2019	14	-	-	-	-	-	-	-	-	-	-	-	0
2020	15	-	-	-	-	-	-	-	-	1	-	-	1
2021	14	1	-	-	-	-	-	-	-	1	-	-	1
<b>TOTAL</b>		<b>11</b>	<b>4</b>	<b>8</b>	<b>1</b>	<b>20</b>	<b>13</b>	<b>7</b>	<b>11</b>	<b>5</b>	<b>4</b>	<b>1</b>	<b>85</b>

**ACC PLAYER OF THE YEAR**

1999	Joe Hamilton, QB
2006	Calvin Johnson, WR
2008	Jonathan Dwyer, RB

**ACC OFFENSIVE PLAYER OF THE YEAR**

2008	Jonathan Dwyer, RB
------	--------------------

**ACC DEFENSIVE PLAYER OF THE YEAR**

2009	Derrick Morgan, DE
------	--------------------

**ACC ROOKIE OF THE YEAR**

1983	Cory Collier, TB
1985	Jerry Mays, TB
1989	Shawn Jones, QB
1991	Jimmy Lincoln, RB
2003	Reggie Ball, QB
2004	Calvin Johnson, WR

**ACC COACH OF THE YEAR**

1985	Bill Curry
1990	Bobby Ross
1998	George O'Leary
2000	George O'Leary
2008	Paul Johnson
2009	Paul Johnson
2014	Paul Johnson (M, C)

**JACOBS BLOCKING TROPHY**

1998	Craig Page, C
------	---------------

**BRIAN PICCOLO AWARD****ACC'S MOST COURAGEOUS PLAYER**

1989	Jerry Mays, RB
2000	Ed Wilder, FB
2013	Robert Godhigh, RB

**ANTHONY J. MCKEVLIN AWARD****ACC MALE ATHLETE OF THE YEAR**

1987	Riccardo Ingram
2000	Joe Hamilton

**ACC 50TH ANNIVERSARY TEAM****SELECTED IN 2002**

Marco Coleman, OLB
Joe Hamilton, QB
Ken Swilling, DB

**ACC PLAYERS OF THE WEEK****2004**

9/13	Rookie	Calvin Johnson
10/11	Defensive Lineman	Eric Henderson
10/18	Rookie	Calvin Johnson
11/8	Rookie	Rashaun Grant
	Defensive Back	Reuben Houston
11/15	Rookie	Calvin Johnson
11/22	Rookie	Calvin Johnson

**2005**

9/6	Offensive Lineman	Brad Honeycutt
9/12	Offensive Back	Reggie Ball
10/31	Defensive Lineman	Eric Henderson
11/21	Defensive Back	KaMichael Hall
	Specialist	Ben Arndt

**2006**

9/11	Defensive Back	Jamal Lewis
9/25	Offensive Back	Calvin Johnson
10/2	Offensive Back	Calvin Johnson
	Defensive Lineman	Philip Wheeler
10/9	Defensive Back	KaMichael Hall
10/30	Defensive Lineman	Philip Wheeler
	Specialist	Durant Brooks
11/6	Offensive Back	Calvin Johnson
11/20	Specialist	Durant Brooks

**2007**

9/4	Offensive Lineman	Andrew Gardner
	Specialist	Travis Bell
9/10	Rookie	Jonathan Dwyer
10/1	Offensive Lineman	Kevin Tuminello
10/15	Offensive Back	Tashard Choice
	Offensive Lineman	Andrew Gardner
11/19	Specialist	Durant Brooks

**2008**

9/1	Offensive Lineman	Andrew Gardner
9/8	Defensive Lineman	Darryl Richard
9/22	Offensive Lineman	Andrew Gardner
10/6	Rookie	Jaybo Shaw
10/13	Defensive Lineman	Derrick Morgan
11/3	Defensive Lineman	Michael Johnson
12/1	Offensive Back	Roddy Jones

**2009**

9/12	Defensive Lineman	Derrick Morgan
9/12	Specialist	Scott Blair
9/26	Offensive Lineman	Sean Bedford
	Defensive Back	Morgan Burnett
10/3	Defensive Lineman	Brad Jefferson
10/10	Offensive Lineman	Cord Howard
10/17	Offensive Lineman	Sean Bedford
11/14	Offensive Lineman	Cord Howard
	Defensive Lineman	Ben Anderson

**2010**

9/7	Offensive Lineman	Sean Bedford
9/20	Defensive Lineman	Izaan Cross
	Specialist	Scott Blair
10/4	Specialist	Scott Blair
10/10	Offensive Back	Anthony Allen
11/22	Defensive Back	Mario Butler

**2011**

9/6	Receiver	Stephen Hill
9/19	Offensive Lineman	Omoregie Uzzi
9/26	Offensive Lineman	Omoregie Uzzi
	Linebacker	Jeremiah Attaochu
	Defensive Back	Isaiah Johnson
10/3	Specialist	Justin Moore
10/17	Defensive Back	Rod Sweeting
10/31	Defensive Back	Jemea Thomas

**2012**

9/17	Offensive Lineman	Will Jackson
11/5	Linebacker	Jeremiah Attaochu
11/12	Linebacker	Quayshawn Nealy
	Specialist	Jamal Golden

**2013**

9/16	Offensive Back	Vad Lee
	Offensive Lineman	Shaquille Mason
9/23	Offensive Lineman	Shaquille Mason
10/21	Linebacker	Quayshawn Nealy
10/28	Defensive Back	Jemea Thomas
11/4	Defensive Back	Jemea Thomas
11/30	Defensive Lineman	Jeremiah Attaochu

**2014**

9/22	Offensive Back	Justin Thomas
	Linebacker	P.J. Davis
10/6	Offensive Lineman	Shaquille Mason
10/27	Defensive Back	Isaiah Johnson
11/3	Defensive Lineman	KeShun Freeman
11/10	Offensive Back	Snylyn Days
	Offensive Lineman	Shaquille Mason
	Linebacker	Quayshawn Nealy
11/17	Receiver	DeAndre Smelter
	Linebacker	P.J. Davis
12/1	Co-Offensive Lineman	Shaquille Mason
	Defensive Back	D.J. White

**2015**

10/9	Rookie	Marcus Marshall
10/26	Defensive Back	Jamal Golden
10/26	Specialist	Lance Austin

**2016**

9/17	Offensive Lineman	Freddie Burden
	Rookie	Dedrick Mills
10/1	Rookie	Dedrick Mills
10/29	Offensive Back	Justin Thomas
11/12	Defensive Back	Lawrence Austin
	Offensive Lineman	Parker Braun
11/19	Defensive Back	Lance Austin
	Linebacker	Brant Mitchell
11/26	Defensive Back	Lance Austin

**2017**

9/5	Offensive Back	TaQuon Marshall
9/25	Offensive Lineman	Parker Braun
10/2	Defensive Back	A.J. Gray
	Offensive Lineman	Kenny Cooper
10/23	Offensive Lineman	Shamire Devine
11/13	Linebacker	Brant Mitchell

**2018**

10/5	Quarterback	TaQuon Marshall
	Offensive Lineman	Parker Braun
10/25	Offensive Lineman	Parker Braun
	Rookie	Tobias Oliver
11/3	Defensive Lineman	Anree Saint-Amour
	Rookie	Tobias Oliver
11/10	Linebacker	Jalen Johnson
11/17	Specialist	Wesley Wells

**2019**

9/7	Linebacker	Charlie Thomas
10/19	Specialist	Pressley Harvin III
11/21	Defensive Lineman	Jordan Domineck
	Rookie	James Graham

**2020**

9/12	Rookie	Jeff Sims
	Defensive Lineman	Curtis Ryans
9/19	Rookie	Jahmyr Gibbs
10/9	Rookie	Jeff Sims
11/28	Rookie	Jeff Sims
	Offensive Lineman	Zach Quinney
	Defensive Lineman	Jordan Domineck

**2021**

9/11	Defensive Lineman	Jordan Domineck
9/25	Linebacker	Charlie Thomas
10/9	Linebacker	Ayinde Eley
	Defensive Back	Juaneyh Thomas
10/23	Specialist	Jude Kelley
11/6	Defensive Back	Juaneyh Thomas

**ALL-STAR GAMES****SENIOR BOWL****MOBILE, ALA.**

1951	Bob Bossons, C
1952	Ray Beck, G Ken Snyder, T Lamar Wheat, T
1954	Dave Davis, E Glenn Turner, B
1955	Bill Sennett, E
1957	Wade Mitchell, QB George Volkert, B
1958	Jerry Nabors, E
1961	Taz Anderson, B Gerald Burch, E Billy Shaw, T
1963	Rufus Guthrie, G Larry Stallings, G
1964	Ted Davis, C Billy Lothridge, B Billy Martin, E
1965	Bill Curry, C
1975	Jimmy Robinson, WR
1978	Lucius Sanford, LB
1979	Don Bessilleu, DB Kent Hill, OL
1982	Mike Kelley, QB
1985	Robert Lavette, RB
1986	Pat Swilling, DE Mike Travis, DB
1990	Darryl Jenkins, T
1991	Ken Swilling, DB Willie Clay, DB Mike Mooney, T
1992	Coleman Rudolph, DT
1994	Jamal Cox, ILB
1995	Michael Cheever, C Ryan Stewart, SS
1996	Nathan Perryman, CB
1997	Keith Brooking, LB
1999	Joe Hamilton, QB
2000	Chris Brown, T
2001	Kelly Campbell, WR
2003	Keyaron Fox, LB Daryl Smith, LB James Butler, FS
2004	Gerris Wilkinson, LB
2005	Mansfield Wrotto, T
2006	Durant Brooks, P
2007	Tashard Choice, RB Gary Guyton, LB Darrell Robertson, DE Philip Wheeler, LB
2008	Michael Johnson, DE Vance Walker, DT
2010	Anthony Allen, RB
2013	Jeremiah Attaochu, DE Jemea Thomas, DB
2014	Shaquille Mason, OG Darren Waller, WR
2016	Justin Thomas, DB
2022	Tariq Carpenter, DB

**BLUE-GRAY GAME****MONTGOMERY, ALA.**

1945	Paul Duke, C
1948	George Brodnax, E
1962	Mike McNames, FB Bobby Caldwell, C Ed Griffin, T
1970	Richard Gardner, G Bubba Hoats, DB
1972	Rick Lantz, T Brad Bourne, T
1974	Jimmy Robinson, WR Billy Shields, T Joe Harris, LB
1975	Randy Rhino, DB
1979	Rick Gibney, T Henry Johnson, LB Al Richardson, LB
1980	Ben Utt, G
1981	Mike Kelley, QB
1982	David Lutz, T
1986	Reginald Rutland, DB Gary Lee, WR John Davis, G
1987	Rick Strom, QB Paul Jurgensen, DE
1989	Sean Smith, DT
1992	Shawn Jones, QB
1993	Dorsey Levens, RB
1994	Jamal Cox, ILB

**COLLEGE ALL-STAR BOWL****GREENVILLE, S.C.**

2013	Jay Finch, C Will Jackson, OL Robert Godhigh, RB David Sims, RB
2014	Synjyn Days, RB

**EAST-WEST SHRINE GAME****VARIOUS SITES**

1925	Douglas Wycoff, FB
1967	Randall Edmunds, LB
1968	Terry Story, OT
1976	Leo Tierney, C
1978	Don Bessilleu, DB
1997	Ron Rogers, LB
1998	Rodney Williams, P
2001	George Godsey, QB Chris Young, DB
2003	Daryl Smith, LB
2005	Gerris Wilkinson, LB Dawan Landry, S Eric Henderson, DE
2006	KaMichael Hall, LB Kenny Scott, CB
2007	Gary Guyton, LB
2008	Darryl Richard, DT Jahi Word-Daniels, CB
2009	Cord Howard, G
2010	Mario Butler, CB
2013	Izaan Cross, DE Rod Sweeting, CB
2013	Jemea Thomas, DB
2014	Darren Waller, WR
2015	Jamal Golden, DB D.J. White, DB
2022	Devin Cochran

**GRIDIRON CLASSIC****ORLANDO, FLA.**

1998	Jason Bostic, CB DeLaurita Cameron, LB Craig Page, C Jesse Tarplin, DE Chris Myers, TE
2000	Felipe Claybrooks, DE Brent Key, G
2001	George Godsey, QB Nick Rogers, DE
2002	Kerry Watkins, WR Recardo Wimbush, LB
2003	Hugh Reilly, C
2004	Nate Curry, WR Jimmy Dixon, FB Darius Williams, TE

**HULA BOWL****HONOLULU / MAUI, HAWAII**

1955	Larry Morris, C
1958	Don Stephenson, C
1960	Maxie Baughan, C
1963	Dave Watson, G
1971	Renso Perdoni, T
1972	Smylie Gebhart, DE Jeff Ford, DB
1975	Randy Rhino, DB
1979	Eddie Lee Ivery, RB
1984	Jack Westbrook, DB
1985	Robert Lavette, RB
1988	Willis Crockett, LB
1991	Ken Swilling, DB
1993	Dorsey Levens, RB
1997	Harvey Middleton, SE
2003	Hugh Reilly, C
2005	P.J. Daniels, RB Damarious Bilbo, WR
2022	Tariq Carpenter, DB Juanyeh Thomas, DB

**JAPAN BOWL****TOKYO, JAPAN**

1985	Andy Hearn, C
1986	John Davis, T
1989	Jerry Mays, RB

**LAS VEGAS ALL-AMERICAN CLASSIC****LAS VEGAS, NEV.**

2003	Jonathan Smith, WR
2004	Andy Tidwell-Neal, C Kyle Wallace, T
2005	Chris Reis, S

**NFLPA COLLEGIATE CLASSIC****CARSON, CALIF.**

2013	Orwin Smith, AB
2015	Patrick Skov, BB
2022	Tre Swilling, DB

**RAYCOM ALL-STAR FOOTBALL CLASSIC****MONTGOMERY, ALA.**

2013	T.J. Barnes, DE Travares Tillman, DB
------	---

**TROPICAL BOWL****DAYTONA BEACH, FLA.**

2016	Francis Kallon, DL
2017	J.J. Green, RB
2017	Lawrence Austin, DB
2017	KeShun Freeman, DE
2022	Kyric McGowan, WR

**COLLEGE FOOTBALL HALL OF FAME**

NAME	ELECTED	AT TECH
William A. Alexander, Coach	1951	1920-1944
Maxie Baughan, Center	1988	1957-1959
Ray Beck, Guard	1997	1949-1951
Bobby Davis, Tackle	1978	1945-1947
Bobby Dodd, Coach	1993*	1945-1966
Bill Fincher, End / Tackle	1974	1918-1921
Buck Flowers, Halfback	1955	1918-1921
George Gardner, College Football Official		1933-1948
Bobby Gaston, College Football Official	1996	1943
Joe Guyon, Halfback / Tackle	1971	1917-1918
Joe Hamilton, Quarterback	2014	1996-1999
John W. Heisman, Coach	1954	1904-1919
Calvin Johnson, Wide Receiver	2018	2004-2006
George Morris, Linebacker	1981	1950-1952
Larry Morris, Center-Linebacker	1992	1951-1954
Randy Rhino, Defensive Back	2002	1972-1974
Peter Pund, Center	1963	1926-1928
Everett Strupper, Halfback	1972	1915-1917
Pat Swilling, Defensive End	2009	1982-1985

\* Elected as a player in 1959



**Calvin Johnson was honored for his College Football Hall of Fame induction during Georgia Tech's win over Miami in 2018.**



**BOBBY DODD GEORGIA TECH HEAD COACH (1945-66)**

Georgia Tech's legendary coach was inducted posthumously into the College Football Hall of Fame in December 1993. Also inducted to the College Hall of Fame in 1959 in honor of his playing career at Tennessee, Dodd and Amos Alonzo Stagg are the only inductees enshrined as both a player and a coach.

**HELMS FOUNDATION HALL OF FAME**

NAME	AT TECH
John W. Heisman, Coach	1904-19
William A. Alexander, Coach	1920-44
Bobby Dodd, Coach	1945-66
Ned West, Sports Information Director	1952-76
Walker Carpenter, Tackle	1915-17
Everett Strupper, Halfback	1915-17
Bill Fincher, End / Tackle	1918-20
Don Stephenson, Center	1955-57

## FOOTBALL REPRESENTATIVES IN THE GEORGIA TECH SPORTS HALL OF FAME

NAME, POS., LAST YEAR.....	INDUCTED		
Taz Anderson, E, 1960*	1982	Burky Henry, K, 1966.....	1984
D.I. "Red" Barron, HB, 1922*	1959	Sam Hensley, E, 1954.....	1971
Maxie Baughan, C, 1959*	1965	Harrison Hightower, HB, 1909.....	1970
Ray Beck, G, 1951*	1956	Albert Hill, QB, 1917.....	1966
Don Bessillieu, DB, 1978.....	1986	Drew Hill, WR, 1978.....	1998
Travis Bell, K, 2007.....	2021	Kent Hill, WR, 1978*	2006
W.J. Blane, LB, 1966.....	1991	John Hunsinger, RB, 1954.....	1996
Bob Bossons, C, 1950.....	1968	Riccardo Ingram, FS, 1987.....	1995
Dinky Bowen, HB, 1949.....	1974	Bob Ison, E, 1940.....	1956
Jim Breland, C, 1967.....	1978	Eddie Lee Ivery, HB, 1978.....	1983
George Brodnax, E, 1949*	1964	Calvin Johnson, WR, 2006.....	2016
Keith Brooking, LB, 1997*	2007	Michael Johnson, DL, 2008.....	2018
Durant Brooks, P, 2007.....	2017	Ed Jones, E, 1937.....	1971
Franklin Brooks, G, 1957.....	1970	Tom Jones, E, 1931.....	1975
J.L. Brooks, G, 1939.....	1975	Bill Jordan, E, 1938.....	1956
Chris Brown, OT, 2000.....	2010	Jimmy Jordan, HB, 1949.....	1971
Lob Brown, TE, 1905.....	1916	Mike Kelley, QB, 1981.....	1991
Pete Brown, C, 1952*.....	1974	Kim King, QB, 1968*	1998
Frank Broyles, QB-HB, 1946*.....	1960	M.J. "Dutch" Konemann, HB, 1936.....	1969
Morgan Burnett, DB, 2009.....	2020	Robert Lavette, RB, 1984.....	1990
Joe Burns, RB, 2001.....	2015	C.D. LeBay, G, 1921.....	1979
Gerry Bussell, DB, 1964.....	1986	Al Loeb, C, 1914.....	1959
James Butler, FS, 2004.....	2014	Billy Lothridge, QB, 1963*	1979
Kelly Campbell, WR, 2001.....	2013	David Lutz, OL, 1982.....	2003
Jon Carman, OL, 1999.....	2012	Luke Manget, PK, 2002.....	2014
Walker Carpenter, T, 1918.....	1965	Vance Maree, T, 1931.....	1971
Clint Castleberry, HB, 1942*.....	1956	Billy Martin, E, 1964.....	1969
N.M. "Hawk" Cavette, G-P, 1941.....	1972	Buck Martin, E, 1953.....	1970
Jack Chivington, C, 1939.....	1977	George Mathews, HB, 1947*.....	1973
Tashard Choice, RB, 2007.....	2019	Jerry Mays, RB, 1989.....	1997
Lewis "Automobile" Clark, FB, 1905.....	1961	Eddie McAshan, QB, 1972.....	1995
Willie Clay, CB, 1991.....	2002	Jack McDonough, QB, 1923.....	1962
Marco Coleman, DE, 1991.....	2001	Pat McHugh, HB, 1946.....	1973
Tom Coleman, Jr., T, 1949.....	2001	Gus Merkle, E, 1926.....	1972
Darrell Crawford, QB, 1953.....	1975	Harvey Middleton, WR, 1997.....	2011
Brent Cunningham, HB, 1971.....	1982	Hal Miller, T, 1953*.....	1964
Bill Curry, C, 1964*.....	1969	Wade Mitchell, QB, 1956*.....	1964
Bobby Davis, T, 1947*.....	1956	Walter Mitchell, E, 1923.....	1976
J.W. "20 Percent" Davis, FB, 1909.....	1958	Warner Mizell, HB, 1929.....	1968
Oscar Davis, G, 1922.....	1964	Bobby Moorhead, DB, 1952.....	1974
Ted Davis, E, 1963.....	1980	Derrick Morgan, DL, 2009.....	2019
John Davis, T, 1986.....	1991	George Morris, C, 1952*.....	1956
W.A. "Wink" Davis, HB, 1933.....	1986	Larry Morris, C, 1954*.....	1959
A.M. "Bum" Day, C, 1918.....	1984	Buck Murphy, QB-LB, 1939.....	1972
Craig Day, E, 1905.....	1962	Jerry Nabors, E, 1957*.....	1976
John Dewberry, QB, 1985.....	1992	H.C. "Monk" Neblett, C, 1932.....	1984
Raleigh Drennon, G, 1929.....	1975	Joshua Nesbitt, 2010.....	2022
Paul Duke, C, 1946*.....	1963	Ken Owen, FB, 1957.....	1979
Dan Dyke, P, 2002.....	2015	Craig Page, OL, 1998.....	2009
Bill Eastman, DB, 1967.....	1985	Pat Patterson, T, 1912.....	1977
Allen Ecker, G, 1957.....	1978	James "Red" Patton, 1950.....	2002
Howard Ector, FB-QB, 1939.....	1960	Renso "Rock" Perdoni, T, 1970.....	1979
Pete Ferris, E, 1951.....	1980	George Phillips, C, 1919*.....	1968
K.J. "Wooch" Fielder, HB, 1914.....	1961	Jack Phillips, FB, 1934.....	1979
Bill Fincher, E-T, 1920*.....	1956	Jerry Priestley, QB, 1965.....	1982
Middleton FitzSimmons, G, 1937.....	1974	Eddie Prokop, HB, 1943.....	1969
Buck Flowers, HB, 1920*.....	1956	H.R. "Peter" Pund, C, 1928*.....	1958
Jeff Ford, DB, 1971.....	1983	Steve Raible, WR/TE, 1975.....	2004
Andrew Gardner, 2008.....	2022	Randy Rhino, DB, 1974*.....	1981
George Gardner, E, 1925*.....	1965	L.W. "Chip" Robert, HB, 1908*.....	1959
Smylie Gebhart, E, 1971.....	1980	Jimmy Robinson, E, 1974*.....	1981
George Godsey, QB, 2001.....	2012	Pepper Rodgers, QB, 1953*.....	1970
Roy Goree, E, 1912.....	1976	Ted Roof, LB, 1985.....	1998
Johnny Gresham, HB, 1965.....	1978	Paul Rotenberg, HB, 1956.....	1962
Rufus Guthrie, G, 1963*.....	1971	Jackie Rudolph, S, 1952.....	2015
Joe Guyon, HB, 1918*.....	1956	Lucius Sanford, LB, 1977.....	1985
Henry Hair, E, 1954.....	1975	Billy Shaw, T, 1960*.....	1979
Joe Hamilton, QB, 1999.....	2009	Billy Shields, T, 1974.....	1985
Leon Hardeman, HB, 1953*.....	1961	John Sias, E, 1968.....	1982
Harvey Hardy, G, 1943.....	1968	David Sims, HB, 1976.....	1984
Judy Harlan, FB, 1921.....	1960	Scott Sisson, PK, 1992.....	2003
Joe Harris, LB, 1974.....	2000	Fletcher Sims, HB, 1937.....	1968
Bill Healy, G, 1949*.....	1956	Jim Slocum, E, 1933.....	1979
		George Smith, E, 1938.....	1979
		Lenny Snow, HB, 1967.....	1976
		Lum Snyder, T, 1952.....	1968
		Jimmy Southard, QB, 1949.....	1994
		Frank Speer, T, 1930.....	1971
		Tommy Spence, FB, 1917.....	1976
		Larry Stallings, T, 1962.....	1979
		Albert Staton, E-T, 1922*.....	1963
		John Staton, E, 1924.....	1965
		Don Steber, G, 1946.....	1975
		Don Stephenson, C, 1957*.....	1966
		Everett "Strup" Strupper, HB, 1917*.....	1956
		Ken Swilling, FS, 1991.....	2001
		Pat Swilling, DE, 1985*.....	1991
		Bill Teas, HB, 1954.....	1963
		Mack Tharpe, T, 1926.....	1961
		Bob Tharpe, T, 1934.....	1966
		J.G. "Stumpy" Thomason, HB, 1928.....	1958
		Jesse Thrash, T, 1903.....	1962
		Phil Tinsley, E, 1946.....	1970
		Glenn Turner, FB, 1953.....	1977
		Orville Vereen, G, 1955.....	1977
		Vance Walker, DT, 2008.....	2021
		Dave Watson, G, 1963.....	1980
		Lamar Wheat, T, 1953.....	1968
		Reggie Wilkes, DE, 1977.....	1989
		Pee Wee Williams, T, 1934.....	na
		Rodney Williams, P, 1998.....	2011
		Dr. Sid Williams, 1951.....	1999
		Billy Williamson, HB, 1961.....	2013
		Charlie Wood, T, 1940.....	1973
		Doug Wycoff, FB, 1925*.....	1956

### COACHES

Gen. Leonard Wood, 1893-1894.....	1964
John W. Heisman, 1904-1919*.....	1964
William A. Alexander, 1920-1944*.....	1963
R.L. "Bobby" Dodd, 1945-1966*.....	1967
Robb Ross, 1987-1991.....	2007
George O'Leary, 1994-2000.....	2020

### SPORTS MEDICINE

H.L. "Buck" Andel, 1948-68 (trainer).....	1968
Dr. Aaron King (dentist).....	2004
Jay Shoop, 1987-89, 2002-17 (trainer).....	2019

### STUDENT MANAGERS

Hiram C. Allen III, 1951.....	1985
Ted Arno, 1948.....	1982
L. Massey Clarkson Jr., 1949.....	1979
Gus Georgetown, 1985.....	2006
Charlie Germany, 1975.....	2015
Frank Peebles, 1949.....	1979
Charles E. Reeves, 1959.....	1981

### STUDENT TRAINERS

John Van Houten, 1959.....	1979
Sam F. "Bo" Burke Jr., 1968.....	1984
Clay Farr, 1996.....	2009
Edward P. West Jr., 1972.....	1986
Charles R. LaVallee, 1968.....	1986
Tommy Roberts, 1980.....	1990

### SPORTS INFORMATION

Ned West, 1952-1976.....	1976
--------------------------	------

### HONORARY

Al Ciraldo, "Voice of the Ramblin' Wreck"	
Wes Durham "Voice of the Yellow Jackets"	

*\*Member of State of Georgia Sports Hall of Fame*



**GEORGIA TECH'S FIRST-ROUND NFL DRAFT PICKS**

YEAR	RD	PK	NAME, POSITION	TEAM	YEAR	RD	PK	NAME, POSITION	TEAM
1945	1	4	Eddie Prokop, B	Boston Patriots	1992	1	12	Marco Coleman, OLB	Miami Dolphins
1955	1	6	Larry Morris, C	Los Angeles Rams	1998	1	12	Keith Brooking, LB	Atlanta Falcons
1963	1	10	Rufus Guthrie, G	Los Angeles Rams	2007	1	2	Calvin Johnson, WR	Detroit Lions
1964	1	8	Ted Davis, LB	San Diego Chargers*	2010	1	22	Demaryius Thomas, WR	Denver Broncos
1979	1	15	Eddie Lee Ivery, RB	Green Bay Packers	2010	1	16	Derrick Morgan, DE	Tennessee Titans
1979	1	26	Kent Hill, T	Los Angeles Rams					* AFL Draft

**EARLY ERA** 1936-59

YEAR	RD	PK	NAME, POSITION	TEAM
1937	10	92	Middleton Fitzsimmons, G	Chicago Cardinals
1938	5	38	M.J. "Dutch" Konemann, B	New York Giants
	8	70	Fletcher Sims, B	Chicago Bears
1940	20	188	Buck Murphy, B	Washington Redskins
1943	26	243	Harvey Hardy G,	Brooklyn Dodgers
1944	17	172	Ed Ryckley, E,	Chicago Bears
1945	1	4	Eddie Prokop, B	Boston Yanks
	7	61	John Steber, G	Washington Redskins
1946	3	19	Frank Broyles, QB	Chicago Bears
	4	30	Paul Duke, C	New York Giants
	12	108	W.P. McHugh, P	Philadelphia Eagles
	14	126	George Hills, G	Green Bay Packers
	16	146	Dean Gaines, T	Green Bay Packers
	27	256	Ed Holtsinger, B	Green Bay Packers
	27	258	Chuck Murdoch, E	Detroit Lions
	27	259	Roland Phillips, T	Washington Redskins
	30	289	William O. (Tex) Ritter, B	Washington Redskins
1947	6	44	Bob Davis, T	New York Giants
	12	100	George B. Hills, G	Green Bay Packers
	2	10	Bob Davis, T	Buffalo Bills [AAFC]
	3	22	Paul Duke, C	S.F. 49ers [AAFC]
	10	78	Frank Broyles, QB	S.F. 49ers [AAFC]
	11	87	Bill Healy, G	N.Y. Yankees [AAFC]
	13	100	R.J. Jordan, E	Chicago Rockets [AAFC]
1948	5	29	Bill Healy, G	Boston Yanks
	16	145	Jim Still, QB	Chicago Cardinals
	18	156	George Mathews, B	New York Giants
	28	262	J.L. Bowen, B	Pittsburgh Steelers
	20	133	Frank Ziegler, B	L.A. Dons [AAFC]
	26	181	Jim Still, QB	L.A. Dons [AAFC]
1949	3	29	Frank Ziegler, B	Philadelphia Eagles
	5	42	George Brodnax, E	Detroit Lions
	8	80	Joe E. Brown, B	Chicago Cardinals
	25	247	Clay Matthews, T	Los Angeles Rams
	5	36	George Brodnax, E	S.F. 49ers [AAFC]
	15	112	L.E. Glenn, T	N.Y. Yankees [AAFC]
	16	125	J.L. Bowen, B	Cleveland Browns [AAFC]
1951	13	148	Dick Harvin, E	San Francisco 49ers
	14	169	Rob McCoy, B	Los Angeles Rams
	15	177	Bobby North, B	Philadelphia Eagles
	27	316	Bob Bossons, C	Green Bay Packers
1952	2	23	Ray Beck, G	New York Giants
	3	29	Lum Snyder, T	Philadelphia Eagles
	17	195	Darrell Crawford, B	Chicago Cardinals
1953	2	21	George Morris, C	San Francisco 49ers
	4	39	Buck Martin, E	Chicago Cardinals
	5	57	Hal Miller, T	San Francisco 49ers
	10	118	Pete Brown, G	San Francisco 49ers
	13	146	Bobby Moorhead, B	Baltimore Colts
	23	272	Jeff Knox, E	Philadelphia Eagles
1954	3	34	Henry Hair, E	Los Angeles Rams
	7	77	Glenn Turner, HB	Baltimore Colts

	9	99	Dave Davis, E	Green Bay Packers
	13	154	Sam Hensley, E	Los Angeles Rams
	15	171	Ed Gossage, T	San Francisco 49ers
	16	190	Roger Frey, T	Los Angeles Rams
	19	226	Frank Givens, T	Los Angeles Rams
	23	269	Leon Hardeman, HB	Baltimore Colts
	27	293	Pepper Rodgers, QB	Baltimore Colts
	27	317	Bill Sennett, E	Baltimore Colts
1955	1	7	Larry Morris, C	Los Angeles Rams
	8	91	Billy Teas, RB	Los Angeles Rams
	14	160	John Lee, B	Baltimore Colts
	21	246	Rees Phenix, T	Pittsburgh Steelers
1956	20	234	Dickie Mattison, B	Chicago Cardinals
	25	299	Franklin Brooks, G	Washington Redskins
1957	4	41	Carl Vereen, T	Green Bay Packers
	6	66	George Volkert, B	Pittsburgh Steelers
	12	141	Wade Mitchell, QB	Washington Redskins
	21	249	Sam Owen, B	Washington Redskins
	26	309	Paul Rotenberg, RB	Washington Redskins
	27	321	Ormand Anderson, T	Washington Redskins
1958	3	28	Stan Flowers, RB	Washington Redskins
	16	182	Arley Finley, T	Green Bay Packers
	19	222	Don Stephenson, C	Washington Redskins
	30	353	Ted Smith, E	Washington Redskins
1959	11	122	Floyd Faucette, B	Chicago Cardinals
	17	197	Jack Rudolph, LB	Detroit Lions
	18	206	Jim Benson, B	Philadelphia Eagles
	20	234	Toby Deese, T	San Francisco 49ers

**AFL/NFL ERA** 1960-66

YEAR	RD	PK	NAME, POSITION	TEAM
1960	2	20	Maxie Baughan, C	Philadelphia Eagles
	6	67	Emmett Wilson, T	Philadelphia Eagles
	7	80	Taz Anderson, HB	Cleveland Browns
			Jack Rudolph, LB	Boston Patriots [AFL]
			Taz Anderson, HB	Dallas Texans [AFL]
			Toby Deese, T-G	Dallas Texans [AFL]
			Tom Roberts, T-G	Denver Broncos [AFL]
			Emmett Wilson, T	Denver Broncos [AFL]
			Floyd Faucette, HB	L.A. Chargers [AFL]
			Maxie Baughan, C	Minneapolis [AFL]
1961	2	27	Ed Nutting, T	Cleveland Browns
	9	120	Chick Graning, HB	St. Louis Cardinals
	14	184	Billy Shaw, T	Dallas Cowboys
	20	270	Al Lederle, E	Los Angeles Rams
	2		Billy Shaw, T	Buffalo Bills [AFL]
	11		Marvin Tibbets, HB	Dallas Texans [AFL]
	13		Gerald Burch, E	Oakland Raiders [AFL]
	15		Ed Nutting, T	Dallas Texans [AFL]
	18		Chick Graning, HB	Denver Broncos [AFL]
1962	17	227	Dave Steadman, T	Los Angeles Rams
	19	264	Harold Ericksen, G	Philadelphia Eagles
	23	179	Russ Foret, T	Dallas Texans [AFL]
	33	263	Al Lederle, E	Houston Oilers [AFL]





## YELLOW JACKETS IN THE NFL

1963	1	10	Rufus Guthrie, G	Los Angeles Rams	1979	1	15	Eddie Lee Ivery, RB	Green Bay Packers
	5	57	Joe Auer, HB	Los Angeles Rams		1	26	Kent Hill, T	Los Angeles Rams
	9	122	Dave Watson, LB	Chicago Bears		5	134	Don Bessillieu, DB	Miami Dolphins
	12	162	Bob Caldwell, C	Washington Redskins		8	201	Roy Simmons, G	New York Giants
	14	190	Tom Windinger, HB	Washington Redskins		11	298	Michael Taylor, T	Houston Oilers
	18	241	Larry Stallings, LB	St. Louis Cardinals		11	299	Mike Blanton, DE	Miami Dolphins
	2	10	Rufus Guthrie, G	S.D. Chargers [AFL]		12	328	Drew Hill, WR	Los Angeles Rams
	9	68	Larry Stallings, LB	Buffalo Bills [AFL]	1980	7	174	Henry Johnson, LB	Minnesota Vikings
	11	87	Dave Watson, LB	Boston Patriots [AFL]		8	201	Al Richardson, LB	Atlanta Falcons
	15	120	Joe Auer, HB	Dallas Texans [AFL]		10	266	Tom Daniel, C	New England Patriots
1964	2	21	Billy Martin, E	Chicago Bears	1982	6	149	Mike Kelley, QB	Atlanta Falcons
	4	50	Ted Davis, LB	Baltimore Colts	1983	2	34	David Lutz, OL	Kansas City Chiefs
	6	73	Bill Lothridge, QB	Dallas Cowboys		6	146	Ellis Gardner, OL	Kansas City Chiefs
	20	279	Bill Curry, C	Green Bay Packers		11	280	Jim Bob Taylor, QB	Baltimore Colts
	1	8	Ted Davis, LB	S.D. Chargers [AFL]	1984	10	251	Ronny Cone, RB	New York Jets
	2	10	Bill Martin, E	Kansas City Chiefs [AFL]	1985	4	103	Robert Lavette, RB	Dallas Cowboys
	12	95	Bill Lothridge, QB	Oakland Raiders [AFL]		12	313	Ken Whisenhunt, TE	Atlanta Falcons
	23	183	Bill Curry, C	Oakland Raiders [AFL]	1986	3	60	Pat Swilling, OLB	New Orleans Saints
1965	2	22	Dave Simmons, LB	St. Louis Cardinals		7	178	Mark Pike, DT	Buffalo Bills
	2	26	Gerry Bussell, HB	Cleveland Browns		12	333	Mike Travis, DB	San Diego Chargers
	9	125	Tom Bleick, HB	Baltimore Colts	1987	4	100	Reginald Rutland, DB	Minnesota Vikings
	17	231	Dave Austin, E	Philadelphia Eagles		11	287	John Davis, OL	Houston Oilers
	5		Dave Simmons, LB	Buffalo Bills [AFL]		12	315	Gary Lee, WR	Detroit Lions
	9		Gerry Bussell, HB	Denver Broncos [AFL]		12	319	Tyrone Sorrells, TE	New Orleans Saints
	9		Tom Bleick, HB	Houston Oilers [AFL-R]	1988	8	202	Sammy Lilly, DB	New York Giants
	10		Dave Austin, E	New York Jets [AFL-R]	1989	5	119	Willis Crockett, LB	Dallas Cowboys
1966	12	176	Craig Baynham, E	Dallas Cowboys		11	281	Cedric Stallworth, DB	Green Bay Packers
	17	255	Jim Breland, C	San Francisco 49ers	1990	11	280	Sean Smith, DE	New England Patriots
	18	264	Bill Moorcer, C	Philadelphia Eagles	1991	7	174	Calvin Tiggler, LB	Tampa Bay Buccaneers
	9		Craig Baynham, E	Miami Dolphins [AFL-R]		10	268	Jim Lavin, G	Cincinnati Bengals
	10		Bill Moorcer, C	Buffalo Bills [AFL-R]	1992	1	12	Marco Coleman, OLB	Miami Dolphins

## COMMON ERA

1967-69

YEAR	RD	PK	NAME, POSITION	TEAM
1967	13	322	Lamar Wright, G	Detroit Lions
	15	374	Sam Burke, DB	Detroit Lions
1968	7	171	Lenny Snow, RB	Minnesota Vikings
	8	217	Randall Edmunds, LB	Miami Dolphins
	11	282	Kim King, QB	Pittsburgh Steelers
1969	9	232	Larry Good, QB	Baltimore Colts
	13	321	John Sias, WR	Denver Broncos
	15	384	Joel Stevenson, TE	Cleveland Browns
	17	421	Terry Story, T	Cincinnati Bengals

## MODERN ERA

1970-PRESENT

YEAR	RD	PK	NAME, POSITION	TEAM
1971	16	396	Steve Harkey, WR	New York Jets
1973	16	408	Mike Oven, TE	San Francisco 49ers
	17	420	Eddie McAshan, QB	New England Patriots
1975	6	136	Billy Shields, T	San Diego Chargers
	8	197	Joe Harris, LB	Chicago Bears
	14	343	Randy Rhino, DB	New Orleans Saints
	15	367	Jimmy Robinson, WR	Atlanta Falcons
1976	2	59	Steve Raible, WR	Seattle Seahawks
	11	310	Rick Gibney, DT	Baltimore Colts
	16	432	Jeff Urczyk, G	Seattle Seahawks
	17	483	Danny Myers, QB	St. Louis Cardinals
1977	7	189	David Sims, RB	Seattle Seahawks
	11	283	Tony Daykin, LB	Detroit Lions
	12	325	Leo Tierney, C	Cleveland Browns
1978	3	66	Reggie Wilkes, LB	Philadelphia Eagles
	4	89	Lucius Sanford, LB	Buffalo Bills
	6	147	Randy Pass, G-C	New York Giants
	1	26	Kent Hill, T	Los Angeles Rams
	5	134	Don Bessillieu, DB	Miami Dolphins
	8	201	Roy Simmons, G	New York Giants
	11	298	Michael Taylor, T	Houston Oilers
	11	299	Mike Blanton, DE	Miami Dolphins
	12	328	Drew Hill, WR	Los Angeles Rams
1980	7	174	Henry Johnson, LB	Minnesota Vikings
	8	201	Al Richardson, LB	Atlanta Falcons
	10	266	Tom Daniel, C	New England Patriots
1982	6	149	Mike Kelley, QB	Atlanta Falcons
1983	2	34	David Lutz, OL	Kansas City Chiefs
	6	146	Ellis Gardner, OL	Kansas City Chiefs
	11	280	Jim Bob Taylor, QB	Baltimore Colts
1984	10	251	Ronny Cone, RB	New York Jets
1985	4	103	Robert Lavette, RB	Dallas Cowboys
	12	313	Ken Whisenhunt, TE	Atlanta Falcons
1986	3	60	Pat Swilling, OLB	New Orleans Saints
	7	178	Mark Pike, DT	Buffalo Bills
	12	333	Mike Travis, DB	San Diego Chargers
1987	4	100	Reginald Rutland, DB	Minnesota Vikings
	11	287	John Davis, OL	Houston Oilers
	12	315	Gary Lee, WR	Detroit Lions
	12	319	Tyrone Sorrells, TE	New Orleans Saints
1988	8	202	Sammy Lilly, DB	New York Giants
1989	5	119	Willis Crockett, LB	Dallas Cowboys
	11	281	Cedric Stallworth, DB	Green Bay Packers
1990	11	280	Sean Smith, DE	New England Patriots
1991	7	174	Calvin Tiggler, LB	Tampa Bay Buccaneers
	10	268	Jim Lavin, G	Cincinnati Bengals
1992	1	12	Marco Coleman, OLB	Miami Dolphins
	4	108	Mike Mooney, T	Houston Oilers
	7	184	Ken Swilling, SS	Tampa Bay Buccaneers
	8	221	Willie Clay, CB	Detroit Lions
	11	300	Tom Covington, TE	San Francisco 49ers
1993	2	36	Coleman Rudolph, DT	New York Jets
	5	113	Scott Sisson, K	New England Patriots
1994	5	148	Gary Brown, T	Pittsburgh Steelers
	5	149	Dorsey Levens, RB	Green Bay Packers
1995	5	151	Lethon Flowers, DB	Pittsburgh Steelers
	6	173	Charlie Simmons, SE	Green Bay Packers
	7	229	Jamal Cox, LB	Chicago Bears
1996	2	60	Michael Cheever, C	Jacksonville Jaguars
	3	76	Ryan Stewart, DB	Detroit Lions
1998	1	12	Keith Brooking, LB	Atlanta Falcons
	6	154	Ron Rogers, LB	Baltimore Ravens
1999	4	107	Nate Stimson, LB	Washington Redskins
	5	152	Charlie Rogers, WR	Seattle Seahawks
	7	252	Rodney Williams, P	St. Louis Rams
2000	2	58	Travares Tillman, DB	Buffalo Bills
	3	69	Dez White, WR	Chicago Bears
	7	234	Joe Hamilton, QB	Tampa Bay Buccaneers
2002	6	177	Nick Rogers, LB	Minnesota Vikings
	7	228	Chris Young, DB	Denver Broncos
2003	s-2		Tony Hollings, RB	Houston Texans
2004	2	39	Daryl Smith, LB	Jacksonville Jaguars
	3	91	Tony Hargrove, DE	St. Louis Rams
	3	93	Keyaron Fox, LB	Kansas City Chiefs
	4	115	Nat Dorsey, T	Minnesota Vikings
	7	214	Jonathan Smith, WR	Buffalo Bills
2006	3	96	Gerris Wilkinson, LB	New York Giants
	4	132	P.J. Daniels, RB	Baltimore Ravens
	5	146	Dawan Landry, S	Baltimore Ravens
2007	1	2	Calvin Johnson, WR	Detroit Lions
	4	124	Mansfield Wrotto, T	Seattle Seahawks

2008	3	93	Philip Wheeler, LB	Indianapolis Colts
	4	122	Tashard Choice, RB	Dallas Cowboys
	6	168	Durant Brooks, P	Washington Redskins
2009	3	70	Michael Johnson, DE	Cincinnati Bengals
	6	181	Andrew Gardner, OT	Miami Dolphins
	7	210	Vance Walker, DT	Atlanta Falcons
	7	234	Darryl Richard, DT	New England Patriots
2010	1	16	Derrick Morgan, DE	Tennessee Titans
	1	22	Demaryius Thomas, WR	Denver Broncos
	3	71	Morgan Burnett, S	Green Bay Packers
	6	188	Jonathan Dwyer, RB	Pittsburgh Steelers
2011	7	225	Anthony Allen, RB	Baltimore Ravens
	2	43	Stephen Hill, WR	New York Jets
2012	2	50	Jeremiah Attaochu, LB	San Diego Chargers
	6	206	Jemea Thomas, DB	New England Patriots
	7	223	Brandon Watts, LB	Minnesota Vikings
2015	4	131	Shaquille Mason, C	New England Patriots
	4	132	DeAndre Smelter, WR	San Francisco 49ers
	6	204	Darren Waller, WR	Baltimore Ravens
2016	2	63	Adam Gotsis, DT	Denver Broncos
	6	178	D.J. White, DB	Kansas City Chiefs
2017	7	233	Harrison Butker, PK	Carolina Panthers
	6	206	Tyler Davis, TE	Jacksonville Jaguars
2020	6	209	Jalen Camp, WR	Jacksonville Jaguars
	7	254	Pressley Harvin III, P	Pittsburgh Steelers
2022	7	228	Tariq Carpenter, DB	Green Bay Packers

**YELLOW JACKETS IN THE SUPER BOWL**

PLAYER	TEAM	SUPER BOWL	YEAR
Anthony Allen	Baltimore Ravens	XLVII	2013
Don Bessillieu	Los Angeles Raiders	XVIII	1984
Keith Brooking	Atlanta Falcons	XXXIII	1999
Gary Brown	Green Bay Packers	XXXI	1997
Morgan Burnett	Green Bay Packers	XLV	2011
Harrison Butker	Kansas City Chiefs	LIV	2020
	Kansas City Chiefs	LV	2021
James Butler	New York Giants	XLII	2008
Delaunta Cameron	Tennessee Titans	XXXIV	2000
Willie Clay	New England Patriots	XXXI	1997
Bill Curry	Green Bay Packers	I	1967
	Baltimore Colts	III	1969
	Baltimore Colts	V	1971
	Buffalo Bills	XXV	1991
	Buffalo Bills	XXVIII	1994
John Davis	Pittsburgh Steelers	XXX	1996
Lethon Flowers	Pittsburgh Steelers	XLIII	2009
Keyaron Fox	New England Patriots	XLVI	2012
Gary Guyton	Tampa Bay Buccaneers	XXXVII	2003
Joe Hamilton	New Orleans Saints	XLIV	2010
Tony Hargrove	Los Angeles Rams	XIV	1980
Joe Harris	Los Angeles Rams	XIV	1980
Drew Hill	Los Angeles Rams	XIV	1980
Kent Hill	Los Angeles Rams	XIV	1980
Dorsey Levens	Green Bay Packers	XXXI	1997
	Green Bay Packers	XXXII	1998
	Philadelphia Eagles	XXXIX	2005
Billy Lothridge	Miami Dolphins	VII	1973
Shaq Mason	New England Patriots	LI	2017
	New England Patriots	LII	2018
	New England Patriots	LIII	2019
Michael Matthews	New York Giants	XLII	2008
Curtis McGee	St. Louis Rams	XXXIV	2000
Craig Page	Tennessee Titans	XXXIV	2000
Mark Pike	Buffalo Bills	XXV	1991
	Buffalo Bills	XXVIII	1994
Chris Reis	New Orleans Saints	XLVII	2010
Darryl Richard	New England Patriots	XLVI	2012
Billy Shields	San Francisco 49ers	XIX	1985
Roy Simmons	Washington Redskins	XVIII	1984
Vernon Strickland	New York Giants	XXXV	2001
Demaryius Thomas	Denver Broncos	XLVIII	2014
	Denver Broncos	50	2016
Travares Tillman	Carolina Panthers	XXXVIII	2004
Vance Walker	Denver Broncos	50	2016
Philip Wheeler	Indianapolis Colts	XLIV	2010
	Atlanta Falcons	LI	2017
Ken Whisenhunt*	Arizona Cardinals	XLIII	2009
Reggie Wilkes	Philadelphia Eagles	XV	1981
Gerris Wilkinson	New York Giants	XLII	2008
Louis Young	Carolina Panthers	50	2016

\* head coach



**Above: Demaryius Thomas, the No. 22 overall pick in the 2010 NFL Draft, appeared in two Super Bowls as a member of the Denver Broncos, including their 24-10 win over Carolina in Super Bowl 50.**

**Right: Shaq Mason (left) appeared in three-straight Super Bowls as a member of the New England Patriots, including wins in SB LI and LIII (the latter coming at Atlanta's Mercedes-Benz Stadium). He is pictured with former Yellow Jacket James Lipfert, who was a Patriots scout for nine years (2009-18) before being hired as the Houston Texans' director of college scouting in 2018.**





## ALL-TIME NFL ROSTER

### A

#### Anthony Allen, RB

Baltimore Ravens (2011-12)  
Buffalo Bills (2013)

#### Kyle Ambrose, DT

Denver Broncos (1987)

#### Taz Anderson, SE

St. Louis Cardinals (1961-64)  
Atlanta Falcons (1966-67)

#### Jaytlin Askew, DB

Miami Dolphins (2021)

#### Jeremiah Attaochu, LB

San Diego/L.A. Chargers (2014-17)  
San Francisco 49ers (2018)  
New York Jets (2018)  
Denver Broncos (2019-20)

#### Joe Auer, RB

Buffalo Bills (1964-65)  
Miami Dolphins (1966-67)  
Atlanta Falcons (1968)

### B

#### Thomas Balkcom, DB

Miami Dolphins (1991)

#### T.J. Barnes, DT

New York Jets (2013-15)  
Buffalo Bills (2015-16)  
Kansas City Chiefs (2016-17)

#### Maxie Baughan, LB

Philadelphia Eagles (1960-65)  
Los Angeles Rams (1966-70)  
Washington Redskins (1971-74)

#### Craig Baynham, RB

Dallas Cowboys (1967-69)  
Chicago Bears (1970)  
St. Louis Cardinals (1972)

#### Grant Baynham, TE

St. Louis Rams (1997)  
Minnesota Vikings (1997)

#### Scott Beavers, G

Denver Broncos (1990-91)  
Kansas City Chiefs (1992)

#### William Bell, RB

Washington Redskins (1994-96)

#### Ray Beck, G

New York Giants (1952, 1955-57)

#### Jason Bender, P

Miami Dolphins (1995)

#### Don Bessillieu, DB

Miami Dolphins (1979-81)  
St. Louis Cardinals (1982)  
Los Angeles Raiders (1983, 1985)

#### Damarius Bilbo, WR

Arizona Cardinals (2006)  
Dallas Cowboys (2006)

#### Peter Blazek, T

Seattle Seahawks (1985)

#### Tom Bleick, S

Baltimore Colts (1966)  
Atlanta Falcons (1967)

#### Jason Bostic, CB

Philadelphia Eagles (1999-01)  
Buffalo Bills (2002-03)

#### Brian Bravy, G

New Orleans Saints (1995)

#### John Brewer, HB

Dayton Triangles (1929)

#### Keith Brooking, LB

Atlanta Falcons (1998-2008)  
Dallas Cowboys (2009-11)  
Denver Broncos (2012)

#### Durant Brooks, P

Washington Redskins (2008)  
Green Bay Packers (2009)

#### Chris Brown, T

Carolina Panthers (2001)  
Chicago Bears (2001-02)

#### Gary Brown, G

Pittsburgh Steelers (1994)  
Green Bay Packers (1994-96)

#### Karl Brown, DB

Denver Broncos (1990)

#### Pete Brown, C/LB/P

San Francisco 49ers (1953-54)

#### Gerald Burch, E

Oakland Raiders (1961)

#### Willie Burks, DT

Detroit Lions (1990)

#### Morgan Burnett, S

Green Bay Packers (2010-17)  
Pittsburgh Steelers (2018)  
Cleveland Browns (2019)

#### Joe Burns, RB

Buffalo Bills (2002-06)

#### Gerry Bussell, DB

Denver Broncos (1965)

#### Harrison Butker, PK

Carolina Panthers (2017)  
Kansas City Chiefs (2017-21)

#### James Butler, S

New York Giants (2005-08)  
St. Louis Rams (2009-11)

#### Mario Butler, DB

Dallas Cowboys (2010-11)  
Denver Broncos (2012)  
Buffalo Bills (2013-16)

### C

#### DeLaunta Cameron, LB

Tennessee Titans (1999)  
Detroit Lions (2000)

#### Jalen Camp, WR

Jacksonville Jaguars (2020-21)

#### Kelly Campbell, WR

Minnesota Vikings (2002-05)  
Miami Dolphins (2006)  
Tampa Bay Buccaneers (2009)

#### Jon Carman, T

Buffalo Bills (2000-02)  
Minnesota Vikings (2002-03)

#### Tarqiq Carpenter, DB

Green Bay Packers (2022)

#### Ken Celaj, G

Miami Dolphins (1998)

#### Michael Cheever, C

Jacksonville Jaguars (1996-98)

#### Tashard Choice, RB

Dallas Cowboys (2008-11)  
Buffalo Bills (2011-13)

#### Jamara Clark, CB

Atlanta Falcons (2001)

#### Willie Clay, CB

Detroit Lions (1992-95)  
New England Patriots (1996-98)  
New Orleans Saints (1999)

#### Felipe Claybrooks, DE

Arizona Cardinals (2001)  
Cleveland Browns (2001-04)

#### Jimmy Clements, LB

Chicago Bears (1997)

#### Devin Cochran, OL

Cincinnati Bengals (2022)

#### Fred Coger, OLB

Dallas Cowboys (1995)

#### Marco Coleman, DE

Miami Dolphins (1992-95)  
San Diego Chargers (1996-98)  
Washington Redskins (1999-01)  
Jacksonville Jaguars (2002)  
Philadelphia Eagles (2003)  
Denver Broncos (2004-05)

#### Kevin Cone, WR

Atlanta Falcons (2011-13)  
Miami Dolphins (2014)  
Cleveland Browns (2015)

#### Ronny Cone, RB

New York Jets (1984-85)

#### George Cooper, TE

Atlanta Falcons (2007-08)

#### Nathan Cottrell, RB

Jacksonville Jaguars (2020)

#### Tom Covington, TE

San Francisco 49ers (1992-93)

#### Jamal Cox, ILB

Chicago Bears (1995)  
Carolina Panthers (1995)  
Jacksonville Jaguars (1995)

#### Jonathan Cox, CB

San Diego Chargers (2004)

#### Michael Cox, FB

Kansas City Chiefs (2008-11)  
Atlanta Falcons (2012)

#### Willis Crockett, LB

Dallas Cowboys (1989-91)

#### Bill Curry, C

Green Bay Packers (1965-66)  
Baltimore Colts (1967-72)  
Houston Oilers (1973)  
Los Angeles Rams (1974)

#### David Curry, LB

Denver Broncos (2021)

#### Nate Curry, WR

Kansas City Chiefs (2005-06)

### D

#### Tom Daniel, C

New England Patriots (1979)

#### P.J. Daniels, RB

Baltimore Ravens (2006-09)

#### Bobby Davis, T

Boston Patriots (1948)

#### Dennis Davis, CB

Oakland Raiders (2006)  
New York Giants (2006)  
Seattle Seahawks (2007)

#### John Davis, G

Houston Oilers (1987-88)  
Buffalo Bills (1989-94)

#### Lamar Davis, E

Baltimore Colts (1974)

#### P.J. Davis, LB

Jacksonville Jaguars (2017)

#### Ted Davis, LB

Baltimore Colts (1964-66)  
New Orleans Saints (1967-69)  
Miami Dolphins (1970)

#### Tyler Davis, TE

Jacksonville Jaguars (2020-21)  
Green Bay Packers (2021)

#### Tony Daykin, LB

Detroit Lions (1977-78)  
Atlanta Falcons (1979-82)

#### Emmanuel Dieke, DE

Miami Dolphins (2014-15)

#### Jimmy Dixon, FB

Tennessee Titans (2005)  
Green Bay Packers (2006)  
Seattle Seahawks (2006)

#### Nat Dorsey, T

Minnesota Vikings (2004)  
Cleveland Browns (2005-08)

#### Paul Duke, C

New York Yankees (1947)

#### Jason Dukes, T

Jacksonville Jaguars (1996)

#### Chris Dunlap, WR

New England Patriots (2007)

#### Step Durham, CB

Kansas City Chiefs (2018)

#### Jonathan Dwyer, RB

Pittsburgh Steelers (2010-13)  
Arizona Cardinals (2014)

### E

#### Andrew Economos, LS

Jacksonville Jaguars (2005-06)  
Tampa Bay Buccaneers (2007-12)



**Randall Edmunds, LB**  
Miami Dolphins (1968-69)  
New England Patriots (1971)  
Baltimore Colts (1972)

**F**

**Floyd Faucette, HB**  
San Diego Chargers (1960)

**Nick Ferguson, CB**  
Cincinnati Bengals (1996)  
Chicago Bears (1999)  
Buffalo Bills (2000)  
New York Jets (2000-01)  
Denver Broncos (2002-07)  
Houston Texans (2008-09)

**Lethon Flowers, DB**  
Pittsburgh Steelers (1995-2002)  
Denver Broncos (2003)

**Elliott Fortune, DE**  
Cleveland Browns (1995)  
Baltimore Ravens (1996-97)

**John Paul Foschi, TE**  
New York Jets (2004)  
Denver Broncos (2004)  
Minnesota Vikings (2004)  
Oakland Raiders (2004-06)  
Cincinnati Bengals (2009)

**Keyaron Fox (LB)**  
Kansas City Chiefs (2004-07)  
Pittsburgh Steelers (2008-10)  
Houston Texans (2012)

**Dave Frakes, K**  
Washington Redskins (1998)

**KeShun Freeman, DE**  
New Orleans Saints (2018)

**Russell Freeman, T**  
Denver Broncos (1992-94)  
Oakland Raiders (1995)

**Bill Fulcher, LB**  
Washington Redskins (1956-58)

**G**

**Patrick Gamble, DL**  
New York Jets (2017)

**Andrew Gardner, OT**  
Miami Dolphins (2009)  
Minnesota Vikings (2010)  
Houston Texans (2011-13)  
Philadelphia Eagles (2014-16)

**Ellis Gardner, T/G**  
Kansas City Chiefs (1983)  
Houston Oilers (1984)  
Indianapolis Colts (1985)

**Darrell Gast, QB**  
Philadelphia Eagles (1988)

**Bill Glaver, HB**  
Hammond Pros (1922, 1925)  
Rock Island Independents (1923)  
Racine Legion (1924)  
Louisville Colonels (1926)

**Walt Godwin, G**  
Staten Island Stapletons (1929)

**Adam Gotsis, DT**  
Denver Broncos (2016-19)  
Jacksonville Jaguars (2020-21)

**Chick Graning, HB**  
St. Louis Cardinals (1962)  
Boston Patriots (1963)

**Jerome Green, RB**  
Boston Patriots (1960)

**Sean Gregory, RB**  
Baltimore Ravens (2002)

**Corey Griffin, S**  
San Francisco 49ers (2018)

**Rufus Guthrie, G**  
San Diego Chargers (1963)

**Joe Guyon, HB**  
Carlton Bulldogs (1919-20)  
Washington Senators (1921)  
Union Quakers of Philadelphia (1921)  
Cleveland Indians (1921)  
Orang Indians (1922-23)  
Rock Island Independents (1924)  
Kansas City Cowboys (1925)  
New York Giants (1927)

**Gary Guyton, LB**  
New England Patriots (2008-11)  
San Diego Chargers (2012)

**Derek Gwinn, G**  
Kansas City Chiefs (1984-85)

**H**

**KaMichael Hall, LB**  
Indianapolis Colts (2007)

**Joe Hamilton, QB**  
Tampa Bay Buccaneers (2000-02)  
Indianapolis Colts (2004)

**Steve Harkey, RB**  
New York Jets (1971-72)

**Anthony Hargrove, DE**  
St. Louis Rams (2004-06)  
Buffalo Bills (2006-08)  
New Orleans Saints (2009-11)

**Joe Harris, LB**  
Washington Redskins (1977)  
San Francisco 49ers (1978)  
Minnesota Vikings (1979)  
Los Angeles Rams (1979-81)  
Baltimore Colts (1982)

**Anthony Harrison, DB**  
Green Bay Packers (1987)

**Pressley Harvin III, P**  
Pittsburgh Steelers (2020-21)

**John Helms, E**  
Detroit Lions (1946)

**Will Heller, TE**  
Tampa Bay Buccaneers (2003-05)  
Seattle Seahawks (2006-08)  
Detroit Lions (2009-12)

**Eric Henderson, DE**  
Cincinnati Bengals (2006-08)

**David Hendrix, SS**  
San Diego Chargers (1995-97)

**Urban Henry, DT**  
Los Angeles Rams (1961)

Green Bay Packers (1963)  
Pittsburgh Steelers (1964)

**Don Hickson, OLB**  
Cleveland Browns (1995)

**Drew Hill, WR**  
Los Angeles Rams (1979-85)  
Houston Oilers (1986-91)  
Atlanta Falcons (1992-93)

**Kent Hill, T**  
Los Angeles Rams (1979-86)  
Houston Oilers (1987-88)

**Stephen Hill, WR**  
New York Jets (2012-14)  
Carolina Panthers (2014-15)

**Tony Hollings, RB**  
Houston Texans (2003-05)  
Chicago Bears (2006)

**Reuben Houston, CB**  
Tampa Bay Buccaneers (2006)

**Cord Howard, OL**  
Buffalo Bills (2010-11)

**Ken Howell, G**  
Philadelphia Eagles (1983)

**Ralph Hughes, DE**  
Tampa Bay Buccaneers (1998)

**I**

**John Ivenmeyer, T**  
Kansas City Chiefs (1986)

**Eddie Lee Ivery, RB**  
Green Bay Packers (1979-89)

**J**

**Darryl Jenkins, T**  
San Diego Chargers (1991-92)

**Ricky Jeune, WR**  
Los Angeles Rams (2018)

**Calvin Johnson, WR**  
Detroit Lions (2007-15)

**Henry Johnson, LB**  
Minnesota Vikings (1980-83)

**Isaiah Johnson, S**  
Detroit Lions (2015-16)  
Los Angeles Rams (2016-18)  
Indianapolis Colts (2019)

**Michael Johnson, DE**  
Cincinnati Bengals (2009-13; 2015-18)  
Tampa Bay Buccaneers (2014)

**Tom Johnson, LB**  
San Diego Chargers (1994)

**Shawn Jones, QB**  
Minnesota Vikings (1993)

**Paul Jurgensen, DE**  
New Orleans Saints (1988)

**K**

**Francis Kallon, DL**  
Pittsburgh Steelers (2017)

**Mike Kelley, QB**  
Atlanta Falcons (1982)

**Tony Kepano, G**  
Washington Redskins (1985)  
New York Jets (1986)

**L**

**Dawan Landry, S**  
Baltimore Ravens (2006-10)  
Jacksonville Jaguars (2011-12)  
New York Jets (2013-14)

**Zach Laskey, FB**  
St. Louis/Los Angeles Rams (2015-18)

**Robert Lavette, RB**  
Dallas Cowboys (1985-87)  
Atlanta Falcons (1988)

**Jim Lavin, G**  
Cincinnati Bengals (1991)  
San Diego Chargers (1993)

**Gary Lee, WR**  
Detroit Lions (1987-89)

**Ivery Lee, NG**  
Houston Oilers (1988)

**Greg Lester, FL**  
Denver Broncos (1992)

**Dorsey Levens, RB**  
Green Bay Packers (1994-2001)  
Philadelphia Eagles (2002; 2004)  
New York Giants (2003)

**Sammy Lilly, CB**  
New York Giants (1988)  
Philadelphia Eagles (1989-90)  
Los Angeles Rams (1990-92)  
Tampa Bay Buccaneers (1992)

**Billy Lothridge, P**  
Dallas Cowboys (1964)  
Los Angeles Rams (1965)  
Atlanta Falcons (1966-71)  
Miami Dolphins (1972)

**Roy Lumpkin, B**  
Portsmouth (1930-33)  
Detroit Lions (1934)  
Brooklyn (1935-37)

**David Lutz, T**  
Kansas City Chiefs (1983-92)  
Detroit Lions (1993-95)

**M**

**Ralph Malone, LB**  
Cleveland Browns (1986-88)  
Miami Dolphins (1989)

**Alfred Malone, DE**  
Houston Texans (2005-07)

**Luke Manget, K**  
New Orleans Saints (2003)

**Tyler Marcordes, LB**  
San Diego Chargers (2016)

**Billy Martin, E**  
Chicago Bears (1964-65)  
Atlanta Falcons (1966-67)  
Minnesota Vikings (1968)

**Jordan Mason, RB**  
San Francisco Giants (2022)

**Shaq Mason, OL**  
New England Patriots (2015-21)

**Jeff Mathis, DT**

Phoenix Cardinals (1990)

**Clay Matthews, DE**

San Francisco 49ers (1950, 53-55)

**Michael Matthews, TE**New York Giants (2007-08)  
New England Patriots (2009)**Jerry Mays, RB**

San Diego Chargers (1990)

**Felton McConnell, G**

Buffalo (1927)

**Curtis McGee, T**New England Patriots (1997)  
Pittsburgh Steelers (1998)  
St. Louis Rams (1999)**Jason McGill, WR**Miami Dolphins (1993)  
Green Bay Packers (1993)  
Philadelphia Eagles (1994)**Kyric McGowan, WR**

Washington Commanders (2022)

**Pat McHugh, B**

Philadelphia Eagles (1947-51)

**Emmett Merchant, SE**

Philadelphia Eagles (1992)

**Harvey Middleton, WR**

Philadelphia Eagles (1998-99)

**Jermaine Miles, DE**New England Patriots (1997)  
New Orleans Saints (2001-02)**Hal Miller, OT**

San Francisco 49ers (1953)

**Veryl Miller, C**

Washington Redskins (1991)

**Chris Milton, DB**Indianapolis Colts (2016-18)  
Tennessee Titans (2019-20)  
New York Giants (2020)**Warner Mizell, HB**Brooklyn (1931)  
Frankford (1931)**Mike Mooney, T**Houston Oilers (1992)  
San Diego Chargers (1992-93)**Derrick Morgan, DE**

Tennessee Titans (2010-18)

**Pat Moriarty, RB**

Cleveland Browns (1979)

**George Morris, C/LB**

San Francisco 49ers (1956)

**Larry Morris, LB**Los Angeles Rams (1955-57)  
Chicago Bears (1959-65)  
Atlanta Falcons (1966)**Fred Murphy, E**Cleveland Browns (1960)  
Minnesota Vikings (1961)**Najee Mustafaa, CB****(Reginald Rutland)**  
Minnesota Vikings (1987-92)  
Cleveland Browns (1993-94)  
Oakland Raiders (1995)**Danny Myers, QB**

St. Louis Cardinals (1976)

**N****Quayshawn Nealy, LB**Seattle Seahawks (2015)  
Arizona Cardinals (2016)**Joshua Nesbitt, QB**

Buffalo Bills (2011)

**Ed Nutting, DT**Cleveland Browns (1961)  
Dallas Cowboys (1963)**P****Craig Page, C**Tennessee Titans (1999-00)  
Dallas Cowboys (2000-01)  
Atlanta Falcons (2001-02)**Ken Parker, DT**

Seattle Seahawks (1986)

**Bill Paschal, HB**New York Giants (1943-47)  
Boston Patriots (1947-48)**Randy Pass, LB**

Green Bay Packers (1978)

**Don Patterson, DB**Detroit Lions (1979)  
New York Giants (1980)**Nathan Perryman, CB**

Arizona Cardinals (1997)

**Mark Pike, DE**

Buffalo Bills (1988-98)

**Cleve Pounds, DB**

New York Giants (1986)

**Eddie Prokop, HB**New York Yankees (1946-47, '49)  
Chicago Rockets (1948)**R****Steve Raible, WR**

Seattle Seahawks (1976-81)

**Hugh Reilly, C**

Tennessee Titans (2004)

**Chris Reis, S**Atlanta Falcons (2006)  
New Orleans Saints (2007-11)**Randy Rhino, DB**

New Orleans Saints (1975)

**Darryl Richard, DT**

New England Patriots (2009-11)

**Al Richardson, LB**

Atlanta Falcons (1980-86)

**Jimmy Robinson, WR**Atlanta Falcons (1975)  
New York Giants (1976-79)  
San Francisco 49ers (1980)  
Denver Broncos (1981)**Leon Robinson, T**

Tampa Bay Buccaneers (2005)

**Charlie Rogers, WR**Seattle Seahawks (1999-2001)  
Buffalo Bills (2002)  
Miami Dolphins (2003)**Nick Rogers, LB**Minnesota Vikings (2002-04)  
Green Bay Packers (2004)  
Indianapolis Colts (2004)  
Miami Dolphins (2005)**Ron Rogers, LB**Baltimore Ravens (1998)  
Indianapolis Colts (1998-99)**Ted Roof, LB**

Tampa Bay Buccaneers (1986)

**Coleman Rudolph, DT**New York Jets (1993-94)  
New York Giants (1994-96)**Jack Rudolph, LB**Boston Patriots (1960-65)  
Miami Dolphins (1966)**S****Lucius Sanford, LB**Buffalo Bills (1978-86)  
Cleveland Browns (1987)**Al Santone, G**

Hartford Blues (1926)

**Stefen Scotton, RB**

Miami Dolphins (1991)

**Billy Shaw, G**

Buffalo Bills (1961-69)

**Derrick Shepard, DT**

Miami Dolphins (1998)

**Billy Shields, T**San Diego Chargers (1975-83)  
San Francisco 49ers (1984)  
New York Jets (1985)  
Kansas City Chiefs (1985)**Antonio Simmons, DE**

Denver Broncos (2018)

**Charlie Simmons, WR**

Green Bay Packers (1995)

**Dave Simmons, LB**St. Louis Cardinals (1965-66)  
New Orleans Saints (1967)  
Dallas Cowboys (1968)**Roy Simmons, G**New York Giants (1979-81)  
Washington Redskins (1981-83)**David Sims, RB**

Seattle Seahawks (1977-79)

**Scott Sisson, K**New England Patriots (1993-94)  
Jacksonville Jaguars (1995)  
Minnesota Vikings (1996)**Patrick Skov, RB**

Cleveland Browns (2016)

**DeAndre Smelter, WR**San Francisco 49ers (2015-17)  
Jacksonville Jaguars (2018)**Daryl Smith, LB**Jacksonville Jaguars, (2004-12)  
Baltimore Ravens, (2013-15)  
Tampa Bay Buccaneers (2016)**Eugene Smith, G**

Chicago Bears (1960)

**Jonathan Smith, WR**Buffalo Bills (2004-06)  
New England Patriots (2006)**Orwin Smith, RB**

Green Bay Packers (2013)

**Sean Smith, T**New England Patriots (1990-91)  
Atlanta Falcons (1992)**Lum Snyder, T**

Philadelphia Eagles (1952-55, 1958)

**Tyrone Sorrells, T**New Orleans Saints (1987)  
Cleveland Browns (1988-89)**Ken Southerland, T**

Miami Dolphins (1985)

**Larry Stallings, LB**

St. Louis Cardinals (1963-76)

**Cedric Stallworth, DB**

Green Bay Packers (1989)

**Derrick Steagall, WR**

Miami Dolphins (1998-99)

**John Steber, G**

Washington Redskins (1946-50)

**Rod Stephens, LB**Seattle Seahawks (1989-94)  
Washington Redskins (1995-96)**Joel Stevenson, TE**

Cleveland Browns (1969)

**Ryan Stewart, FS**

Detroit Lions (1996-2001)

**Jim Still, QB/DB**

Buffalo Bills (1948-49)

**Nate Stimson, LB**

Indianapolis Colts (1999-2000)

**Vernon Strickland, LB**San Francisco 49ers (1998-99)  
New York Giants (2000-01)**Rick Strom, QB**Pittsburgh Steelers (1988-93)  
Buffalo Bills (1994-95)  
Detroit Lions (1996)**Rod Sweeting, DB**New Orleans Saints (2013-14)  
Buffalo Bills (2015)**Ken Swilling, SS**Tampa Bay Buccaneers (1992)  
Cleveland Browns (1992-93)  
Arizona Cardinals (1994)



**Pat Swilling, LB**

New Orleans Saints (1986-92)  
 Detroit Lions (1993-94)  
 Oakland Raiders (1995-96, 1998)

**Tre Swilling, DB**

Tennessee Titans (2022)

**T**
**Gavin Tarquinio, LS**

Atlanta Falcons (2006)

**Jim Bob Taylor, QB**

Baltimore Colts (1983)

**Michael Taylor, T**

Houston Oilers (1979)  
 New York Giants (1980)

**Tom Taylor, C**

Miami Dolphins (1985-86)

**Demaryius Thomas, WR**

Denver Broncos (2010-18)  
 New England Patriots (2019)  
 New York Jets (2019)

**Jemea Thomas, DB**

Dallas Cowboys (2014)  
 Tennessee Titans (2015)

**Juanyeh Thomas, DB**

Dallas Cowboys (2022)

**Justin Thomas, DB/WR**

New Orleans Saints (2017-18)

**Levon Thomas, WR**

Indianapolis Colts (2005)  
 New Orleans Saints (2005-06)

**Stumpy Thomason, B**

Brooklyn Dodgers (1930-35)  
 Philadelphia Eagles (1935-36)

**Andy Tidwell-Neal, C**

New York Giants (2005)

**Leo Tierney, C**

Cleveland Browns (1978)  
 New York Giants (1978)

**Calvin Tiggler, LB**

Tampa Bay Buccaneers (1991-93)

**Travares Tillman, DB**

Buffalo Bills (2000-02)  
 Houston Texans (2003)  
 Carolina Panthers (2003-04)  
 Miami Dolphins (2005-08)

**Mike Travis, DB**

San Diego Chargers (1986)

**U**
**Jeff Urcyk, G**

Seattle Seahawks (1976)

**Ben Utt, G**

Baltimore/Indianapolis Colts (1982-89)

**V**
**Carl Vereen, T**

Green Bay Packers (1957)

**W**
**Vance Walker, DT**

Atlanta Falcons (2009-12)  
 Oakland Raiders (2013)  
 Kansas City Chiefs (2014)  
 Denver Broncos (2015-16)

**Kyle Wallace, T**

New York Giants (2005)

**Darren Waller, WR**

Baltimore Ravens (2015-18)  
 Oakland/Las Vegas Raiders (2018-20)

**Dean Waters, C**

Kansas City Chiefs (1984)

**Gordon Watkins, T**

Minneapolis Red Jackets (1930)  
 Frankford Yellow Jackets (1930)  
 Brooklyn Dodgers (1931)

**Kerry Watkins, WR**

Detroit Lions (2003)

**Dave Watson, G**

Boston Patriots (1963-64)

**Brandon Watts, LB**

Minnesota Vikings (2014-16)  
 Miami Dolphins (2017)

**Philip Wheeler, LB**

Indianapolis Colts (2008-10)  
 Oakland Raiders (2012)  
 Miami Dolphins (2013-14)  
 San Francisco 49ers (2015)  
 Atlanta Falcons (2015-16)  
 Arizona Cardinals (2017)

**Ken Whisenhunt, TE**

Atlanta Falcons (1985-88)  
 Washington Redskins (1989-91)  
 New York Jets (1991-93)

**Dez White, WR**

Chicago Bears (2000-03)  
 Atlanta Falcons (2004-05)

**D.J. White, CB**

Kansas City Chiefs (2016-17)  
 Indianapolis Colts (2017-18)

**Rodney Wilkerson, ILB**

Miami Dolphins (1995)

**Reggie Wilkes, LB**

Philadelphia Eagles (1978-85)  
 Atlanta Falcons (1986-89)

**Gary Wilkins, TE**

Dallas Cowboys (1985)  
 Buffalo Bills (1986-87)  
 Atlanta Falcons (1988-91)  
 Washington Redskins (1992)

**Gerris Wilkinson, LB**

New York Giants (2006-10)

**C.J. Williams, RB**

Arizona Cardinals (1997)

**Clyde Williams, T**

Philadelphia Eagles (1935)

**Darius Williams, TE**

New York Giants (2005)  
 St. Louis Rams (2005)  
 Detroit Lions (2006)

**Ike Williams, HB**

Staten Island Stapletons (1929)

**Jerrelle Williams, ILB**

San Diego Chargers (1992)

**Rodney Williams, P**

St. Louis Rams (1999)  
 Washington Redskins (2000)  
 New York Giants (2001-02)  
 Seattle Seahawks (2003)  
 Kansas City Chiefs (2004)

**Ed Wilton, E**

Pottsville Maroons (1926)

**Recardo Wimbush, LB**

Atlanta Falcons (2003)

**Daryl Wise, SE**

Miami Dolphins (1987)

**Mansfield Wrotto, T**

Seattle Seahawks (2007-09)  
 Buffalo Bills (2010)

**Doug Wycoff, QB**

New York Giants (1927, 1931)  
 Staten Island Stapletons (1929-30, 1932)  
 Boston Yanks (1934)

**Y**
**Chris Young, DB**

Denver Broncos (2002-06)

**Lou Young, CB**

Carolina Panthers (2015-16)  
 Washington Redskins (2017)  
 Arizona Cardinals (2018)

**Z**
**Cedric Zachery, WR**

Philadelphia Eagles (1996)  
 Buffalo Bills (1996)

**Frank Ziegler, HB**

Philadelphia Eagles (1949-53)





**Joe Anoai (2003-06)**

**A**

Adams, B.R. ....	1918
Adams, Brandon.....	2016-17-18
Adams, H.H. ....	1937
Adams, J.Q. ....	1932
Adams, John D. ....	1966-67-68
Aderhold, Robert .....	1938-39-40
Akins, Marion .....	1950
Albanese, Brian .....	2000
Albright, J.G. ....	1923
Aldredge, Steven Scott .....	1989-90
Alexander, J.C. ....	1913-14-15-16
Alexander, William A. ....	1911-12
Alexander, Victor .....	2015-16-17-18
Alford, Catlin .....	2011-12
Alford, Chase .....	2013-14-15-16
Alford, Corey.....	2012-13
Allen, Anthony .....	2009-10
Allen, David B. ....	1979-80-81

**Allen, Derrick.....2020-21**

Allen, Ermal K.....	1964-65
Allen, H.T.....	1918
Allen, Marcus .....	2015-16
Allen, Proctor M.....	1971-72
Allen, Rudolph C. ....	1974-75
Allen, T.R. ....	1938
Allen, William C. ....	1990
Allen, Zach .....	2013-15
Allison, Robert B. ....	1979-81
Alvine, Douglas W. ....	1989
Almond, Stephen E.....	1965-67
Ambrose, Kyle.....	1984-85-86
Amis, T.B. ....	1919-20-21
Anderson, Ben .....	2007-08-09-10
Anderson, Chandler .....	2008-09-10-11
Anderson, J.C.....	1947-48-49
Anderson, Jim.....	1982-83-84-85
Anderson, L.F.....	1937-38
Anderson, Mark H.....	1974
Anderson, Niko .....	2016
Anderson, Ormand G.....	1954-55-56
Anderson, R.E. ....	1938
Anderson, T.G.....	1940-41-42
Anderson Jr., Edwin B.....	1968
Anderson Jr., T.L.....	1957-59-60(c)
Andrews, Dennis .....	2013-14
Andrews, Robert Boyd .....	1991-92-93-94

Andrzejewski, Alan Conrad .....	1998-99
Angley, Tom .....	1925-26
Anoa'i, Leati Joseph .....	2003-04-05-06(c)
Anyambe, Elris.....	2005-06-07-08
Anysani, Tabugbo .....	2001-02-03-04
Appleby, H.H. ....	1935-36-37
Armentrout .....	1922
Arnott, Benjamin F. ....	2004-05
Arnett, James E.....	1972
Arthur, H.B. ....	1939-40
Ashley, Mitch .....	1980
Ashmon, Shannon .....	1999-00
Ashmore, Frederick M. ....	1965-66-67
Askew, Jaytlin .....	2017-18-19-20
Askew, Leon C. ....	1955-56-57
Atkinson, J.E. ....	1943
Aton, B.B. ....	1945
Attaochu, Jeremiah.....	2010-11-12-13(c)
Auer, Joseph.....	1961-62-63
Austin, David F. ....	1963-64
Austin, Lance .....	2014-15-16-17
Austin, Lawrence.....	2014-15-16-17(c)
Austin, Michael B. ....	1952
Autry, Anthony .....	2012
Ayres, Asher.....	1908



**Jeremiah Attaochu (2010-13)**

**B**

Bagwell, Gary D.....	1955
Bailey, Morgan.....	2012
Baker, Jeffrey L. ....	1971
Balkcom, Thomas T. ....	1988-89-90
Ball, Reggie L. ....	2003-04-05-06(c)
Ballard, Thomas R. ....	1962-63-64
Balogun, Kamal .....	1995-96
Banks, William O. ....	1951-52
Barber, David C. ....	1965-66-67(c)
Barber, Henry J. ....	1962-63
Barkley, Bobbie L. ....	1978
Barnes, Anthony .....	2007-08-09-10
Barnes, Karl W. ....	1972
Barnes, T.J. ....	2009-10-11-12
Barnwell.....	1915
Barr, Robert H. ....	1970-71
Barrett, Tyler .....	2007-08
Barrick, Austin.....	2007-08-09-10
Barron, Carter .....	1924-25-26
Barron, David (D.I.).....	1918-19-20-21-22(c)
Barron, G.W. ....	1945


Barron, L.F. ....	1930-31-32
Barron, Scott .....	1988-89
Barron, Tommy K. ....	1979-80-81-82
Bartlett, J.S. ....	1938-39
Barton, Bennett .....	2014-15-17
Basquin, Brett C. ....	1998-99-00
Bates, C.R. ....	1940
Battle, John M. ....	1963-64-65(c)
Battle, Erron Kevin.....	1989-90-91-92(c)
Baughan, Maxie .....	1957-58-59(c)
Baum, Phillip.....	1955-58
Baxter, Bryan K. ....	1990-91-92-93
Baynham, Grant A. ....	1993-94-95-96
Baynham, Gordon C. ....	1964-65-66
Bazemore, Curtis W. ....	1974-75
Beall, F.R. ....	1942-43-46
Beard, P.E. ....	1913-14-15
Beard, R.A. ....	1934-36
Beard, W.R. ....	1939
Bearden, Charles E. ....	1985-86-87-88(c)
Beasley, James E. ....	1958-59
Beatty, Trad .....	2021
Beavers, David S. ....	1969-70-71
Beavers, Scott T. ....	1986-87-88-89
Beavin, Thomas D. ....	1969-70-71
Beck, Ray M. ....	1949-50-51
Beck, Thomas M. ....	1971-72
Bedford, Sean .....	2007-08-09-10
Beers, R.E. ....	1938-39-40
Belcher, Kyle P. ....	2004
Bell, David .....	1984-85-86
Bell, J.R. ....	1943
Bell, John L. ....	1966
Bell, R.S. ....	1915-16-17
Bell, Travis A. ....	2004-05-06-07
Bell, William .....	1989-90-92-93
Bellamy, Eric J. ....	1989-90
Bender, Jason B. ....	1991-92-93-94(c)
Bennett, Chico .....	2019-20
Bennett, John C. ....	2000-01
Bennett, Milford H. ....	1951-52
Bennett, Richard D. ....	1978
Bennett, Taylor J. ....	2005-06-07
Beno, Ray.....	2010-11-12-13
Benson, James E.....	1957
Benson, KirVonte.....	2016-17
Bentley, Clarence F. ....	1961



**David "Red" Barron (1918-22)**

Besirevic, Salih .....	2002-04-05
Bessillieu, Donald A. ....	1975-76-77-78
Bethea, L.A. ....	1947-48-49-50
Betress, Fred D. ....	1973
Bevier, Scott H. ....	1972-73-74
Biddle, William M. ....	1960-61
<b>Biggers, Zeek.....</b>	<b>2021</b>
Bilbo, Damaris O. ....	2002-03-04-05
Billingslea, Eric E. ....	1991-92-93-94
Bills, J.T. ....	1946-47
Billy, Omar .....	2002-03-04-05
Black, D.C. ....	1911
Blackwell, Ceylon B. ....	1965
Blackwood, Glenn Jacob .....	2006-07-08
Blair, Scott .....	2007-08-09-10
Blake, J.A. ....	1945
Blancato, Josh .....	2019-20
Blane, W.J. ....	1964-65-66
Blanton, Michael J. ....	1975-76-77-78
Blasetti, Tony .....	1982
Blazek, Peter J. ....	1981-83-84
Bleick, Thomas W. ....	1963-64-65
Bloodworth, Charles H. ....	1974
Bogue, Doug. ....	1980
Boldin, Carl .....	1976-77
Bonifay, Cameron H. ....	1971-72-73
Bonifay, Kenneth B. ....	1966-67-68
Bonnewell, Sheldon E. ....	1971
Booker, Calvin .....	2007-08
Booker, Donte M. ....	1996-97-98-99
Boone, Harry A. ....	1959-60-61
Boozer, David R. ....	1960
Bormolini, John .....	1975
Borum, Vernon L. ....	1922
Bosch, J.W. ....	1939-40-41
Bossons, R.R. ....	1947-48-49-50
Bostic, B.J. ....	2010-12-13-14
Bostic, Jason D. ....	1995-96-97-98
Boulware, H.B. ....	1934
Boulware, Raleigh J. ....	1992-93-94
Bounds, Kenneth E. ....	1968-69
Bourgeois, Gavin .....	2003
Bourne, W.B. ....	1943
Bourne, William B. ....	1970-71-72(c)
Bourne, Matthew M. ....	1993-94-95
Bowen, Allen .....	1944-46-47-48
Bowen, J.L. ....	1944-45-46-47
Bowen, Robert C. ....	1974-75-76
Bowen, Shane A. ....	2006-07-08
Bowen, Sheppard A. ....	1976
Bowley, Paul R. ....	1971-72-73
Bowman, Paul D. ....	1990
Boyd, A.M. ....	1934
<b>Boyd, Avery.....</b>	<b>2021</b>
Boyd, Mark .....	1991
Bracken, Samuel R. ....	1981-84-85
Bradach, D.D. ....	1946-47-48
Bradford, Jack C. ....	1943
Bradford, Patrick.....	1994-95-96-97
Bradford, Robert R. ....	1972-73
Bradley, Mark S. ....	1978-79-80-81 (c)
Bradley, Michael O. ....	1967-68-69
Brady, C.C. ....	1932
Braman, Matthew A. ....	2006-07-08
Branch, Desmond.....	2016-17-18

Brannon, Charles N. ....	1951-52-53
Brannon, Drew .....	2007
Brantley, James R. ....	1957
Braseltton, Freddie G. ....	1957-58-59
Braswell, Ryan.....	2016
Braun, Parker .....	2016-17-18
Braun, Trey .....	2012-13-14-15


**Jim Breland (1955-56)**

Bravy, Brian R. ....	1991-92-93-94
Breece, Donald C. ....	1975-76
Breland, James E. ....	1965-66(c)
Brewer, John M. ....	1925-26
Brewster, J.D. ....	1921-22
Brezina, Bradford P. ....	2003-04
Bridge, Robert S. ....	1972-73
Bridges, Lekeldrick .....	2002
Brigham, Nick .....	2013-14
Brigman, William H. ....	1952-53-54
Brimer, Michael .....	2020
Brittain, J.F. ....	1934-35
Broadway, Olin .....	2020
Brodnax, G.H. ....	1945-46-47-48(c)
Brooke, J.O. ....	1928-29-30
Brooking, Keith H. ....	1994-95-96-97(c)
Brooks, Christopher P. ....	1990-91
Brooks, Dijmon .....	2019-20-21
Brooks, Durant S.....	2006-07
Brooks, Franklin D. ....	1952-53-54-55
Brooks, J.L. ....	1937-38

**Brooks, LaMiles**

Brooks, LaMiles .....	2020-21
Broome, Timothy C. ....	1969-70
Brown, Ahmareaan.....	2019
Brown, Ather .....	2000-01-02-03
Brown, Charles H. ....	1949-50
Brown, Christopher .....	1997-98-99-00(c)
Brown, David .....	2007-08
Brown, Gary K. ....	2015
Brown, Gary L. ....	1992-93
Brown, Harper L. ....	1975-76
Brown, J.C. ....	1907
Brown, J.E. ....	1943-46-47-48
Brown, James A. ....	1965-66-67
Brown, Michael D. ....	1992
Brown, Robert P. ....	2004
Brown, Samuel .....	1979-80-81-82
Brown, Samuel .....	1950-51-52
Brown, Timothy L. ....	1999-00-01
Brownlee, Kevin .....	1982-83

Broyles, J.F. ....	1943-44-46
Bruce, Stephen B. ....	1972-73
Bruenderman, Robert J. ....	1974-75-76
Brumby, C.R. ....	1929
Bryan, William A. ....	1974-75
Bryan, Will .....	2015-16-17-18
Bryant, C. Matthew .....	1979-80-81
Bryant, W.G. ....	1914-15
Buchanan, C. ....	1907-08
Bullard, R.G. ....	1926
Burch, Gerald T. ....	1958-59-60(c)
Burdell, George P. ....	1928-29-30
Burden, Freddie .....	2014-15-16
Burke, Damian .....	1982-83-84-85
Burke, Samuel W. ....	1964-65-66(c)
Burkholder, Gary L. ....	1963-64-65
Burks, Jason L. ....	1997-98-99
Burks, Willie L. ....	1986-87-88-89
Burnett, Daniel R. ....	2002-03
Burnett, Julian .....	2009-10-11 (c)
Burnett, Morgan .....	2007-08-09 (c)
Burns, Joe F. ....	1998-99-00-01
Burns, Justin R. ....	1975-76-77
Burroughs, C.E. ....	1940-41
Burt, A.M. ....	1909-10
Burton, Nathan I. ....	2001-02-03-04
Busbin, W.E. ....	1945-46-47
Bussell, Gerald W. ....	1962-63-64
Butker, Harrison .....	2013-14-15-16(c)
Butler, James O. ....	2001-02-03-04(c)
Butler, Mario .....	2007-08-09-10
Byerly, Tim .....	2013-14-15
Bynum, H.W. ....	1938


**Nathan Burton (2001-04)**
**C**

Cabrel, Francis G. ....	1978-79-80
Cain, J.T. ....	1930-31-32
Caldwell, Jerry R. ....	1995-96-97-98(c)
Caldwell, Robert S. ....	1960-61-62
Callan, John P. ....	1969-70-71
Cameron, Delaunta L. ....	1995-96-97-98
Cammack, Clayton L. ....	1958
Camp, Brian J. ....	2001-02-03
Camp, Jalen .....	2016-17-18-20
Camp, Larry B. ....	1963
Campagna, Richard C. ....	1975

Campbell, Christian .....	2016-17-18-19
Campbell, Dean W. ....	1973
Campbell, Douglas A. ....	1972-73
Campbell, L. Kelly .....	1998-99-00-01
Campbell, Randall W. ....	1971
Carden, Gary M. ....	1970-71-72
Carey, Tony .....	1984-85
Carithers, Edward E. ....	1951-52-53
Carlen, James A. ....	1953-54
Carlisle, Thomas I. ....	1965-66-67
Carlson, Coray .....	2012-13
Carlson, Josh .....	2020
Carmack, Charles M. ....	1961
Carmack, J.E. ....	1935-37
Carman, Jonathan D. ....	1997-98-99
Carmichael, Thomas A. ....	1965-66-67
Carney Jr., Kenneth S. ....	1981(c)
Carolina, Marvin .....	1982-83-84-85
Carpenter, S.M. ....	1923-25
Carpenter, T.G. ....	1943-44-46
Carpenter, Tariq .....	2017-18-19-20-21
Carpenter, W.G. ....	1914-15-16-17
Carson, R.E. ....	1926
Carson, Stanley L. ....	1955
Carter, Beifield H. ....	1958-59-60
Carter, David B. ....	1976
Carter, H.M. ....	1923
Carter, Joel T. ....	1983-84-85
<b>Carter, Malachi</b> .....	2018-19-20-21
Carter, Morgan .....	2011
Cassidy, Omar A. ....	1993-94-95
Castleberry, Clinton D. ....	1942
Castleberry, Don .....	1980
Castleberry, J.W. ....	1944-46-47-48(c)
Castro, Timothy P. ....	1996
Caudle, Chris .....	1986-87
Cavan, Harry J. ....	1964
Cavette, N.M. ....	1938-39-40(c)
Cawthon, Wally H. ....	1979-80-81-82
Celaj, Kujtim "Ken" .....	1994-95-96-97(c)
Cerge-Henderson, Kyle .....	2015-16-17-18
Chadwick, Leon .....	1979-80
Chamberlain, Bryan .....	2012-13-14-15
Chambers, John Bradley .....	1996-97-98
Chambers, Travis J. ....	2005, 08
Chambers, W.J. ....	1943-44
Chamblin, Gerald .....	1986-87-88
Chance, P.M. ....	1935-36
Chancey, James E. ....	1960-61-62
Chapman, J.G. ....	1908
Chapman, Joseph R. ....	1961-62-63
Chapman, Thomas A. ....	1967-68-69
Cheeks, Chaz .....	2013
Cheever, Michael J. ....	1992-93-94-95(c)
Cheney, Charles E. ....	1969-70
Cherry, B.T. ....	1930-31-32
<b>Chimedza, T.K.</b> .....	2019-21
Chisholm, Donalthan .....	1981-82-83-84
Chivington, J.L. ....	1936-37-38(c)
Choice, Tashard .....	2005-06-07

**Tashard Choice (2005-07)**

Christy, Frank J. ....	1953-54-55-56
Chubbs, William .....	1989-90-91
Churchill, D.N. ....	1914
Clark, Anthony "Tony" .....	2006-07-08
Clark, Charlie .....	2018-20
Clark, Jack L. ....	1964
Clark, Jamara .....	1998-99-00
Clark, Patrick .....	2005-06-07
Claxton, Ira St. Clair .....	2000
Clay, J.P. ....	1939
Clay, R.A. ....	1914
Clay, Willie J. ....	1988-89-90-91(c)
Claybrooks, Felipe A. ....	1997-98-99-00(c)
Clayton, Antonneous .....	2020-21
Claytor, Nick .....	2008-09-10
Cleland, Beau .....	2001-02
Clements, Jimmy .....	1993-94-95-96
Clifford, Harold C. ....	1966
Clingan, L.H. ....	1931
Clingan, Larry E. ....	1959
Clinkscale, Gordon F. ....	2002
Clyburn, R.B. ....	2008
Cobb, F.R. ....	1918-19
Cobb, Joe E. ....	1948-49-50
Cochran, Devin .....	2021
Cochran, William S. ....	1955
Coco, Jack .....	2018-19-20-21
Coger, Frederick L. ....	1992-93-94
Coker, Donald R. ....	1960
Colbert, Freeman D. ....	1975-76-77(c)
Colbert, W.D. ....	1944
Colcord .....	1917
Cole, Robert T. ....	1963
Coleman, J.T. ....	1946-47-48-49(c)
Coleman, James P. ....	1973-74-75
Coleman, Marco D. ....	1989-90-91
Coleman, Marcus J. ....	1990-91-92-93
Coleman, W.C. ....	1909-10-11
Colley, C.S. ....	1912
Collier, Cory .....	1983-84-85-86
Collins, Cory .....	1999-00-01-02
Collins, E.R. ....	1935-36-37
Collins, John P. ....	1966-67-68
<b>Collins, Noah</b> .....	<b>2021</b>
Colquitt, Carey D. ....	1980-81
Colvin, Joseph T. ....	1963-64-65
Colvin, S.C. ....	1929-30
Conard, Chris .....	1986

Cone, Kevin .....	2009-10
Cone, Ronny L. ....	1979-80-81-83
Connally, Vaughn .....	1924-25
Connell .....	1922
Connors, Matt .....	2012-13-14
Cook, H. ....	1909-10-11-12-13(c)
Cooksey, Douglas A. ....	1974
Cooksey, Robert T. ....	1978-79
Cooksey, Tyler .....	2017-18-19
Cooper, George F. ....	2004-05-06
Cooper, Douglas A. ....	1961-62-63
Cooper, G.F. ....	1925
Cooper, Kenny .....	2016-17-18-20-21
Copeland, Charles W. ....	1972
Copeland, Steve E. ....	1962-64-65
Cord, Robert T. ....	1973
Cordrey, Peter D. ....	1969-70-71
Corhen, Bryan N. ....	1997-98-99-00
Corley, Robert E. ....	1974-75-76
Costello, Glenn S. ....	1970-71-72
Cottrell, Nathan .....	2016-17-18-19(c)
Covington, Thomas P. ....	1988-89-90-91
Cox, Jack T. ....	1975
Cox, Jamal K. ....	1991-92-93-94(c)
Cox, Jonathan B. ....	2000-01-02
Cox, Lucas .....	2008-09-10
Cox, Michael L. ....	2004-05-06-07
Cox, Orion V. ....	1988-89-90
Crawford, Elbert D. ....	1949-50-51
Crawford, John .....	1942
Crawford, Steven G. ....	1973-74-75
Crenshaw, Christopher .....	2011-12-13
Crenshaw, F. Jermaine .....	2000
Crockett, L.D. ....	1938
Crockett, Willis R. ....	1985-86-87-88
Cross, Izaan .....	2009-10-11-12(c)
Crowley, E.J. ....	1925-26-27(c)
Crowley, Thomas L. ....	1974-75
Crum, Richard M. ....	1962
Culton, John B. ....	1966-67-68
Culwell, Thomas .....	2021
Cummings, Euclid .....	2011-12-13
Cummings, R.H. ....	1943
Cunningham, Douglas Brent .....	1969-70-71
Curry, David .....	2016-18-19(c)-20(c)
Curry, Nathaniel T. ....	2000-02-03-04(c)
Curry, Shane .....	1986
Curry, Terence W. ....	1986-88
Curry, William A. ....	1962-63-64(c)
Cushing, Glenn .....	1936-37-38
Cushman, H.W. ....	1913-14
Cutting, Michael D. ....	1975-77


**Marco Coleman (1989-91)**
**D**

Daffer, Terrell E. ....	1971-72-73
Dale, Thomas D. ....	1966-67-68
Daniel, J.E. ....	1943-44
Daniel, Stephen E. ....	1973-74
Daniel, Thomas D. ....	1977-78-79(c)
Daniels, Conrad M. ....	1996-98
Daniels, Prince A. ....	2002-03-04-05(c)
Darby, Mike ....	1982
Daugherty, Ben T. ....	1952-53-54
Davenport, Steven D. ....	1985-86-87-88
Davis A. ....	1923
Davis, Darish ....	1978
Davis, David H. ....	1951-52-53
Davis, Dennis L. ....	2001-02-03-04-05
Davis, Forrest D. ....	1969
Davis, Jason ....	2007
Davis, John H. ....	1983-84-85-86
Davis, J.R. ....	1907-08
Davis, John J. ....	1962-64
Davis, Marcus, A. ....	1959
Davis, Melvin ....	2018
Davis, Michael E. ....	1992
Davis, O.G. ....	1918-19-20-21-22
Davis, Paul "P.J." ....	2013-14-15-16
Davis, R.T. ....	1944-45-46-47(c)
Davis, Richard K. ....	1961-62-63
Davis, Shawn ....	2017-18
Davis, Tyler ....	2007
Davis, Tyler ....	2019(c)
Davis, V.L. ....	1918-19
Davis, Wingfield A. ....	1960-61
Davis, W.A. ....	1931-32-33
Davis Jr., Donald L. ....	1993-94-95(c)
Dawson, Kelton ....	2019
Day, A.M. ....	1918
Day, Curley R. ....	1989-90-91-92
Daykin, Anthony A. ....	1974-75-76(c)
Daykin, Richard ....	1976-77-78
Days, Synjyn ....	2011-12-13-14
Dean, David. ....	1984
Dean, Doug ....	1987
Dean, Norris C. ....	1932-33-34
DeBardelaben, Stephen L. ....	1968-69
Dee, Michael E. ....	1993-94-95-96
Deeds, Derrick ....	1981
Deese, Marion D. ....	1957-58-59

DeFoor, Jack. ....	2018-19-20
de la Guardia, Mario ....	1980
Delany, Joe H. ....	1956-57-58
Denney, Walter C. ....	1965-66-67
Denning, Donald L. ....	1957
Dennis, Corey. ....	2011-12-13-14
DeVaughn, M.S. ....	1927
Deveney, Dylan. ....	2019-20
Devine, Shamire ....	2014-15-16-17
Dewberry, John ....	1983-84-85
Dieke, Emmanuel. ....	2010-11-12-13
Dingle, Justice ....	2019
DiPace, Max. ....	2002
Dixon, Jimmy. ....	2001-02-03-04
Dobyns, Robert B. ....	1961
Dodd, R.O. ....	1940-41-42
Dodd, Walter O. ....	1956
Dollar, Charles R. ....	1990
Dolphus, Stephen ....	2017-18
Dombach, R.D. ....	1944
Domineck, Jordan ....	2019-20-21
Donley, D.J. ....	2007
Dorough, J.H. ....	1943-44
Dorsey, Nathaniel W. ....	2001-02-03
Douglas, Carl E. ....	1969
Douglas, John F. ....	1966
<b>Douse, D'Quan</b> ....	2020-21
Dover, Robert L. ....	1956-57
Dowling, J.H. ....	1917-19
Doyal, R.L. ....	1919-20
Doyal Jr., R.L. ....	1945-47-48-49
Drennon, R.E. ....	1926-27-28
Dripps, Charles S. ....	1974
Drummond, Daniel ....	2011-12-13
DuBard, W.H. ....	1910
Duckworth, Randy A. ....	1969-70-71
Dudish, Andrew C. ....	1969
Dudley, Derrick M. ....	1999
Duke, P.A. ....	1944-45-46
Dukes, Jimmy Jason ....	1992-93-94-95
Duncan ....	1915
Duncan, Curtis D. ....	1992
Duncan, Johnny W. ....	1968-69
Dunlap, Christopher D. ....	2003-04-05-06
Dunlap, E.O. ....	1928-29-30(c)
Dunmon, Lawrence D. "Trey" ....	2006-07
Dunn, Duncan, F. ....	1965
Dunwoody, H.R. ....	1916
Durant, R.J. ....	1927-28
Durham, James L. ....	1952-53-54
Durham, Step. ....	2014-15-16-17
Dwyer, Jonathan ....	2007-08-09
Dyett, Marvin B. ....	1978-80-81-82
Dyke, Daniel R. ....	1999-00-01-02
Dyke, H.E. ....	1939-40-41
Dykes, Bryce. ....	2008


**John Dewberry (1983-85)**
**E**

Earls, Correy ....	2007-08-09-10
Eastburn, Reid P. ....	1992
Eastman, William P. ....	1965-66-67
Easley, Chuck ....	1983-84-85
Eaves, S.P. ....	1940
Echols, Berwin C. ....	1999
Ecker, Harry A. ....	1954-55-56
Economos, Andrew J. ....	2002-03-04
Ector, W.H. ....	1937-38-39
Edge, Arthur B. ....	1952
Edwards, Christopher B. ....	1996-97-98-99
Edmunds, George R. ....	1965-66-67(c)
Edwards, Darrell ....	1987
Edwards, G.L. ....	1936-37
Edwards, J.E. ....	1941
<b>Edwards, Kaleb</b> .....	<b>2021</b>
Edwards, Kenneth M. ....	1965
Edwards, Howard T.J. ....	1988-89-90
Edwards, Mario. ....	2008-09-10
Edwards, W.H. ....	1928-29-30
Egibuniewe, Anthony ....	2008-09-10
Eiders, William E. ....	1961
Eldredge, D.C. ....	1941-42
<b>Eley, Ayinde</b> .....	<b>2021</b>
Ellerbee, Terry E. ....	1972-73-74
Elliott ....	1925
Elliott, Bruce E. ....	1971-1972-1974
Elliott, Thomas. ....	1965-66-67
Ellis, Carl S. ....	1976-77
Ellis, Marion D. ....	1954-55-56
Ellis, William C. ....	1965
Elmer, E.E. ....	1909-10-11
Elrod, Ronald H. ....	1965
Emerson, C.L. ....	1908
Emerson, Richard L. ....	1963-64
Engel, Curtis S. ....	1970-71-72
Ernzweiler, Ronald J. ....	1970-71
Ericksen, Harold J. ....	1959-60-61
Escoe, Kenneth D. ....	1981-83
Etheridge, Matthew T. ....	2000-01-02
Etheridge, Robert G. ....	1979-80-81-82
Eubanks, Bobby Joe ....	1955
Eubanks, R.W. ....	1933-34-35
Eubanks, Timothy E. ....	1967-68
Evans, Jamaal ....	2006-07
Evans, Tyler. ....	2006-07



## ALL-TIME LETTERWINNERS

Evatt, Richard I. ....	1968-69-70	Frakes, David H. ....	1994-95-96-97	Glenn, L.E. ....	1944-45-47-48
Everett, Charles B. ....	1960	<b>Franklin, Weston</b> .....	<b>2021</b>	Glisson, Alan A. ....	1965-66
Everhart, Clayton W. ....	1971-72	Frederick, Kyle W. ....	1990-91	Glover, R.G. ....	1915-16
Ewing, Tim ....	1988-89	Freeman, KeShun ....	2014-15-16-17(c)	Glover, William ....	1999-00-01-02
Ezell, C.S. ....	1929-30-31	Freeman, Russell W. ....	1989-90-91	Godhigh, Robert ....	2010-11-12-13
Eziemeke, Ajenavi C. ....	2002-03-04-05	Frey, Roger A. ....	1952-53	Godsey, George R. ....	1998-99-00-01(c)
Ezzard, Marquez ....	2020	Friday, Raymond J. ....	1978-79	Godwin, Walter ....	1924-25
<b>F</b>		Frierson, Martin ....	2006-07-08-09	Godwin, Jason ....	1994
Fair ....	1925	Frizzell, Everett E. ....	1949-50	Gold, Scott H. ....	1990-91
Faisst, H.A. ....	1928-29	Fromayan, Eason ....	2014-15-16	Golden, Jamal ....	2011-12-14-15
Faith, Joseph W. ....	1967-68-69	Fry, Erick J. ....	1989-90-91-92	Goldsmith, J.W. ....	1930-31-32
Farmer, I.L. ....	1930	Fry, F.E. ....	1933	Good, Larry V. ....	1966-67-68
Farnsworth, W.B. ....	1921-23-24	Frye, C.A. ....	1921-22-23	Gooding, H.T. ....	1932
Farrington, William E. ....	1961-62-63	Fulcher, Sim B. ....	1957-59	Goodroe, Robert S. ....	1958
Faucette, Floyd S. ....	1957-58-59(c)	Fulcher, William M. ....	1953-54-55	Gookin, Richard B. ....	1954-55-56
Faulk, Waymon D. ....	1963-64	Furchgott, M.H. ....	1943-44	Goosby, Brent S. ....	1989-90-91-92
Faulkinberry, David L. ....	1975-76	Furlow, T.M. ....	1937-38	Goree, A.W. ....	1914-15
Faulkner, A.J. ....	1942-43	<b>G</b>		Goree, C.P. ....	1939-40
Faulkner, Gary A. ....	1971-72	Gaines, H.D. ....	1944-45-46	Goree, C.P. ....	1909-10-11
Ferguson, Edwin L. ....	1996	Gaiver, W.E. ....	1919-20	Goshay, Derek B. ....	1989-90-91-92
Ferguson, Nicholas A. ....	1995	Gallagher, James J. ....	1988-89-90-91	Goss, Harry ....	1952
Ferris, Henry A. ....	1949-50-51	Galloway, C.M. ....	1931-32-33	Gossage, Tommy L. ....	1953-54-55
Ferst, F.W. ....	1918-19-20-21	Gamble, Patrick ....	2013-14-15-16	Gossage, Walker E. ....	1951-52-53(c)
Fiebelkom, Thomas M. ....	1965	Gann, Stanley V. ....	1960-61-62	Gossett, A.H. ....	1945
Fielder, K.J. ....	1912-13-14-15(c)	Gardner, Adrian ....	2014	Gotsis, Adam ....	2012-13-14-15(c)
Fields, Mark B. ....	1971-72-73	Gardner, Andrew J. ....	2005-06-07-08 (c)	Grace, Mike ....	1976
Finch, Jay ....	2010-11-12-13	Gardner, Ellis P. ....	1979-80-81-82	Graham, James ....	2019
Fincher, J.T. ....	1921	Gardner, G.C. ....	1922-23-24(c)	Graham Reggie S. ....	1992
Fincher, S.W. ....	1929-30-31	Gardner, Richard W. ....	1968-69-70	Graham, Zollie S. ....	1970
Fincher, W.E. ....	1916-17-18-19-20(c)	Garrett, James W. ....	1975-76	Granade, Kasey ....	1999
Findlay, Mark Garren ....	2003	Gariety, Tony L. ....	1990	Granger, H.G. ....	1921
Finley, Arley D. ....	1957	Garner, Robert D. ....	1993-94-95	Graning, Charles H. ....	1959-60-61(c)
Fischer, Bruce A. ....	1963-64	Garside, Troy R. ....	2006-07-08	Grant, Lawton E. ....	1951
Fisher, Zach ....	2008-09	Gast, Darrell ....	1983-86-87	Grant, Walter B. ....	1953-54-55
Fitzgerald, C.W. ....	1927-28-29	Gaston, Joe L. ....	1971-72	Grant Rashaun A. ....	2004-05-06-07
Fitzsimons, A.F. ....	1907	Gaston, Joseph H. ....	2003-04-05-07	Grantham, John M. ....	1998
Fitzsimons, J.M. ....	1934-35-36(c)	Gaston, R.W. ....	1943	Gray, A.J. ....	2015-16-17
Flanagan, D. ....	1947-48-50	Gathers, Gregory A. ....	1999-00-01-02	Graydon, E.D. ....	1929
Flatau, Arthur ....	1975	Gause, Andrew Loyall ....	2005	Green, J.J. ....	2016-17
Fleetwood, C.G. ....	1922-23	Gebhart, Smylie L. ....	1969-70-71	Green, Jerome A. ....	1956-57-58
Fletcher, Carlson ....	2018	George, Vincent B. ....	1979-80-81-82	Green, Robert Sterling ....	2001
Fleming, Louis S. ....	1974	Geren, Preston, M. ....	1972	Green, Shawn ....	2011-12-13-14
Flowers, A.R. ....	1918-19-20-21(c)	Gerhardt, Alfonso W. ....	1965-66-67	Greene, Jeff. ....	2011-12
Flowers, M.J. ....	1930-31	Gibbs, Jahmyr ....	2020-21	Greer, David L. ....	1974
Flowers, Stanley M. ....	1955-56-57	Gibbs, Wesley W. ....	1956-57	Gregory, Sean A. ....	1998-99-00-01(c)
Flowers, William C. ....	1968-69-70	Gibney, Richard B. ....	1972-73-74-75(c)	Gresham, Thomas S. ....	1965-66
Flowers III, Lethon ....	1991-92-93-94	Gibson, E.H. ....	1933-34-35	Gresham, William J. ....	1962-63-64 (c)
Floyd, Charles R. ....	1976-77	Gibson, James L. ....	1966	Griffin, Chris ....	2014
Folkner, Andrew ....	2007-08	Gibson, W.C. ....	1937-38-39(c)	Griffin, Corey ....	2014-15-16-17
Fonts, Eladio L. ....	1957	Giddens, Scott ....	1991	Griffin, Edward D. ....	1961-62
Ford, Gregory N. ....	1981-82	Gilbert, Joseph ....	2008-09	Griffin, J.S. ....	1946-47-48-49
Ford, Jeffrey S. ....	1969-70-71	Gilbreath, George C. ....	1949-50	Griffin, Jamious ....	2019-20-21
Ford Jr., Sidney B. ....	2000-01-02	Gilchrist, Jerry M. ....	1989-90	Griffin, JaQuon ....	2019-20-21
Foret, Russell A. ....	1959-60-61	Gilliam, Venice L. Thomas ....	2002	Griffin, Lynn ....	2013-14-15
Forrester, Wallace ....	1924-25	Gilliland, Robert F. ....	1952	Griffin, Sedic ....	2006-07-08-09
Fortier, Edmund A. ....	1979-81-82	Gilmer, C.L. ....	1938	Grimes, Bill R. ....	1960
Fortier, Michael E. ....	1964-65-66	Givens, Benjamin F. ....	1951-52-53	Grosz, Esmond A. ....	1987-88
Fortune, Elliott D. ....	1992-93-94	Glad, Maurice L. ....	1966-68	Grubbs, Ronald L. ....	1961
Foschi, John Paul M. ....	2000-01-02-03(c)	Glanton, Brentavious ....	2016-17-18-19	Gubba, Matthew S. ....	1995-96-97-98
Foster, John D. ....	1965-66	Glanton, T. Keith ....	1981-82-83-84	Guill, M.F. ....	1916-17-19
Foster, Stephen F. ....	1968-69-70	Glazier, Weyman A. ....	1955-56	Gunter, George S. ....	1968-69-70
Fox, Keyaron J. ....	2000-01-02-03	Glendenning, L.B. ....	1935	Guthrie, Dallis R. ....	1960-61-62
Fox, Sheldon J. ....	1978-79-80	Glenn, Jack ....	1931	Guyton, Gary D. ....	2004-05-06-07
Foy, William S. ....	1973	Glenn, John ....	1924	Gwinn, Derek ....	1980-81-82-83



Gwynn, Robert S..... 1968


**Joe Harris (1972-74)**

Hackett, R.W..... 1935  
 Haddock, Terry Edmond ..... 1963-64-65  
 Hair, Henry R..... 1951-53-54  
 Haley, William T..... 1978-79  
 Hall, Andrew S..... 2000-01  
 Hall, KaMichael C..... 2003-04-05-06  
 Hall, H.E..... 1923  
 Hall, Joseph A..... 1951-52-53  
 Hall, Robert L..... 2006-07-08-09-10  
 Hamilton, Joseph F..... 1996-97-98-99(c)  
 Hancock, J.K..... 1940-41  
 Hansen, Conner ..... 2018-19  
 Hand, Wesley R..... 1963  
 Haney, Christopher M..... 1993-94-96  
 Hankins, Beau..... 2013-14-15  
 Hardeman, Windle L..... 1951-52-53  
 Harden, Wesley C..... 1975  
 Hardie, Gary E..... 1976-77-78  
 Hardin, Allen..... 1950-51  
 Hardison, C. Hugh..... 1951  
 Hardwick, Joseph W..... 1968-69-70  
 Hardy, H.B..... 1941-42  
 Hardy, William R..... 2003  
 Hargrove, Anthony L..... 2001-02  
 Harkey, Stephen D..... 1968-69-70  
 Harlan, J.W..... 1917-19-20-21  
 Harper, W.Z..... 1943  
 Harrell, Anthony..... 2012-13-14  
 Harrington, Mike..... 1982-84  
 Harris, Ali G..... 1991-92  
 Harris, Bobby G..... 1959  
 Harris, F.G..... 1923  
 Harris, Joseph A..... 1972-73-74(c)  
 Harris, Kevin..... 2021  
 Harris, Leslie..... 1996-97(tr)  
 Harris, Mackel J..... 1976-77-78-79  
 Harris, Marcus..... 2007  
**Harris, Peje'**..... 2019-20-21  
 Harrison, Anthony..... 1983-84-85-86  
 Harrison, C.G..... 1943  
 Harrison, Darny K..... 1987-88-89  
 Harrison, M.E..... 1947-48-49  
 Hart, J.W..... 1930-31-32  
 Hartley, M. Clayton..... 2000-01-02

Harvin, Charles R..... 1948-49-50  
 Harvin, Harry T..... 1965-66-67  
 Harvin III, Pressley..... 2017-18-19-20  
 Harwood, James G..... 1962  
 Hatch, Jermaine..... 2000-02-03  
 Hauck, A.E..... 1929  
 Hawkins, James D..... 1964  
 Hawkins-Anderson, Jair..... 2017  
 Haycock, Michael S..... 1962  
 Hayes, J.A..... 1914  
 Haygood, Jimmy..... 1968  
 Hays, L.C..... 1934-35-36  
 Head, Anthony L..... 1974-75-77  
 Healy, Robertson L..... 1970-71-72  
 Healy, W.R..... 1942-46-47(c)-48  
 Hearn, Andy..... 1984-85  
 Hearn, W.W..... 1926  
 Hefflin, Malcolm D..... 1978-79  
 Heggs, Marlon..... 1979-80  
 Helinger, Kerry S..... 1970  
 Heller, Louis J..... 1966  
 Heller, Will S..... 2000-01-02  
 Helm, Michael G..... 1977-78-79  
 Helmer, Percy C..... 1967-69  
 Helms, J.A..... 1941-42-45  
 Helzer, C.W..... 1944  
 Hemingway, Keegan..... 2020  
 Henderson, Eric C..... 2002-03-04-05(c)  
 Henderson, Jaquan..... 2017-18-19  
 Henderson, Kevin..... 1984-85  
 Henderson, Steven M..... 1978-79-80-81  
 Hendley, Daniel R..... 1965  
 Hendrix, David T..... 1991-92-93-94  
 Henefeld, George P..... 1972  
 Hennessey, Alan W..... 1971-72  
 Henry, Georgia W..... 1964-65-66  
 Henry, Urban A..... 1956-57  
 Hensley, Sam P..... 1951-52-53  
 Henson, Douglas C..... 1978-79  
 Herron, E.D..... 1928-30  
 Hertenstein, James M..... 1969  
 Hester, Marvius D..... 1999-00-01-02  
 Hicks, David L..... 1986-87-88-89  
 Hicks, John H..... 1951  
 Hickson, Donald N..... 1991-92-93-94  
 Higgins..... 1917  
 Higgins, Hal F..... 2001-02-03  
 Hightower, J.T..... 1919  
 Hightower, W.H..... 1918  
 Hill, A.B..... 1915-16-17  
 Hill, Andrew..... 1975-76-77-78  
 Hill, D..... 1907-08-11  
 Hill, Deon..... 2011-12-13-14  
 Hill, Harold C..... 1965-66  
 Hill, Jason..... 2007-08  
 Hill, Kent A..... 1976-77-78  
 Hill, M.E..... 1943  
 Hill, Richard..... 1973-74  
 Hill, Stephen..... 2009-10-11  
 Hillmeyer, Greg..... 1984  
 Hills, G.B..... 1943-44-45  
 Hills, Richard..... 1985-86-87  
 Hinojosa, Roberto..... 2015  
 Hinson, Wayne D..... 1974  
 Hoats, John R..... 1969-70

Hodge, Bobby G..... 1981-82-83  
 Hoffman, Marvin D..... 1969  
 Hogan, Mark..... 1983-84-85  
 Holiday, Hobie L..... 2000-01  
 Holland, R.F..... 1925-27-28  
 Hollander, Robert E..... 1966  
 Hollings, Tony T..... 2000-01-02  
 Hollomon, Curtis J..... 1996-97-98  
 Holmes, Keith F..... 1987-88-89-90  
 Holt, Clifford R..... 1960  
 Holt, F.L..... 1929-30  
 Holton, Fred..... 2010  
 Holtsinger, E.M..... 1944-45  
 Honeycutt, Bradley T..... 2002-03-04-05  
 Hood, E.J..... 1925-26-27  
 Hood, R.E..... 1935  
 Hook, L.W..... 1946-47-48  
 Hoover, C.M..... 1943  
 Horn..... 1926  
 Hornbuckle, Robert E..... 1969  
 Horne, Gregory K..... 1971-72-73  
 Horton, Robert..... 1980-81-82-83  
 Horton, Tommy..... 1967  
 Houck, J.F..... 1945  
 Houston, Reuben J..... 2002-03-04-05  
 Howard, Cordaro..... 2006-07-08-09  
 Howard, Jeffrey A..... 1990-91-92  
 Howard, Jerry..... 2017-18-19-20  
 Howard, Walter E..... 1958-59-60  
 Howell, Kenneth R..... 1979-80-81-82  
 Howington, Dan..... 1980-81  
 Huddleston, Gregory D..... 1972-73  
 Huff, Charles F..... 1954-55  
 Huff, Jordan..... 2020-21  
 Huffines, R.D..... 1918-19-23-24  
 Hughes, Eddie L..... 1969-70-71  
 Hughes, Ralph J..... 1994-95-96-97  
 Hughley, Kelvin K..... 1999  
 Humphreys, George W..... 1952-53-54  
 Humphreys Jr., Henry C..... 1948-49-50  
 Hunsinger, John S..... 1953-54  
 Hunt, A.T..... 1921-22-23  
 Hunt, Alex..... 1950-51-52  
 Hunt IV, Alexander Trotter..... 1998  
 Hunt, Cheyenne..... 2018  
 Hunt-Days, Jabari..... 2012-13-15  
 Hunter, Mark..... 1973-74-75  
 Huntley, Sammy L..... 1981-83  
 Hutchinson, H.G..... 1938  
 Hutko, Albert J..... 1969-70  
 Hutto, David M..... 1989-90  
 Hutton, W.B..... 1912  
 Hydrick, Lawton A..... 1974-75-76-77  
 Hyland, Tim..... 1976

**I**  
 Inglett, Forest W..... 1965-66  
 Ingram, Riccardo..... 1984-85-86-87  
 Inman, Richard E..... 1951-52-53  
 Irwin, B. King..... 1979  
 Irwin, F.L..... 1925-26  
 Isaacs, R.C..... 1929-30-31  
 Isom, Roosevelt..... 1984-85-86-87  
 Ison, R.L..... 1938-39-40  
 Ivemeyer, Bailey..... 2017-18



Ivemeyer, John..... 1982-83-84-85  
 Ivery, Eddie Lee..... 1975-76-77-78(c)  
 Ivery Jr., Eddie L..... 2004  
 Ivey, Jared..... 2020-21

Johnson, James H. .... 1975  
 Johnson, James M. .... 1974  
 Johnson, James R..... 1952-55-56  
**Johnson, Kenan** ..... 2020-21

Keeling, Kane..... 2000  
 Keener, L..... 1927-28  
 Keisler, Jeffrey..... 1980-81-82-83  
 Kelley, John L..... 1975-76-77-78



**Eddie Lee Ivery (1975-78)**

Johnson, Kenton ..... 2003-04  
 Johnson, Lucas..... 2017-19  
 Johnson, Michael ..... 2005-06-07-08 (c)  
 Johnson, Ryan ..... 2020(c)-21  
 Johnson, Tim L..... 1991  
 Johnson, Thomas B. .... 1990-91-92-93(c)  
 Johnson, Virgil L..... 1996-97-98  
 Johnson III, Henry W..... 1976-77-78-79  
 Johnston, J.T. .... 1913-14-15-16 (c)  
 Jolly, Michael R..... 1976  
 Jones, A.E..... 1935-36-37  
 Jones, Andrew Shawn..... 1989-90-91-92 (c)  
 Jones, Bart..... 1983-84-85-86  
 Jones, C.D..... 1908  
 Jones, J.T. .... 1930-31-32  
 Jones Jr., James A. .... 1952-53-54  
 Jones, James D..... 1965

**Kelley, Jude** ..... 2020-21  
 Kelley, Michael D. .... 1978-79-80-81  
 Kelly, Quincy ..... 2007-08  
 Kelly, Sam ..... 1980-81  
 Kelly, W.J..... 1945  
 Kelsey, Nathaniel..... 1985-86-87-88  
 Kemble, Jason A..... 2000-01

**J**

Jackson, Albert J..... 1995  
 Jackson, Chris ..... 2011-12  
 Jackson, C. Huntington ..... 1992  
 Jackson, Jaquan ..... 2018  
 Jackson, Johnathan D. .... 2001-02-03-04  
 Jackson, Kyle..... 2008, 2010  
 Jackson, Quez..... 2019-20-21  
 Jackson, Reginald P..... 1976  
 Jackson, Steven A..... 1994-95-96  
 Jackson, Thomas E..... 1962-63-64  
 Jackson, Tre ..... 2015-16-17-18  
 Jackson, Vernon E. .... 1971-72-73  
 Jackson, Will..... 2010-11-12-13  
 James, Calvin E..... 1957-58-59  
 James, Dennis H..... 1967-68-69  
 James, John E. .... 1948  
 James, Patrick M..... 1985-86-87-88  
 Jamison..... 1926  
 Jane, Jay..... 1986-87  
 Jaracz, Robert..... 1980-81-82  
 Jarrett, Omarhi..... 2017-19  
 Jarrett, Roy E..... 1964-66  
 Jarrett, Robert Tyler..... 1991-92-93  
 Jasper, Deron..... 2007-08-09  
 Jefferson, Brad..... 2007-08-09-10 (c)  
 Jenkins, Herbert R..... 1974-75-76  
 Jenkins, W.K..... 1909-10  
 Jenkins, Darryl G..... 1987-88-89-90(c)  
 Jenkins, Walter T..... 1949  
 Jeune, Ricky..... 2014-15-16-17  
 Jobson Jr., Robert W..... 1971  
 Joe, Errin..... 2014-15  
 Johnson, C.E..... 1917-20-21  
 Johnson, Calvin ..... 2004-05-06(c)  
 Johnson, Charles M. .... 1974  
 Johnson, Cleo C..... 1972-73  
 Johnson, Gary L..... 1999-00-01-02  
 Johnson, G.L..... 1909-19  
 Johnson, Isaiah..... 2010-11-12-14  
 Johnson, Jalen..... 2015-16-17-18  
 Johnson, James A..... 2005-06-07

Jones, J. Dante ..... 1981-82-83-84  
 Jones, Lloyd Dwight "Djay"..... 2004-05-06-07  
 Jones, Roddy..... 2008-09-10-11 (c)  
 Jones, T.G..... 1928-29-30  
 Jones Jr., Thomas F..... 1971-72-73  
 Jordan, David M..... 2003-05  
 Jordan, Dewey E..... 1963  
 Jordan, Hugh Mitchell ..... 1991-92  
 Jordan, J.A..... 1946-47-48-49  
 Jordan, J.P..... 1942  
 Jordan, Matthew ..... 2015-16-17  
 Jordan, R.J..... 1946-47  
 Jordan, W.H..... 1935-36-37  
 Jordan, W.W..... 1940-41  
 Jordan-Swilling, Bruce..... 2017-18-19-20-21  
 Joseph, Gary V..... 1994-95-96  
 Josephson, Andrew D..... 1998-99  
 Jurgensen, Paul ..... 1985-86-87

**Kennard, Kyle..... 2021**  
 Kent, Austin ..... 2021  
 Kentera, Larry K. .... 1979-80-82  
 Kepano, Anthony H. .... 1981-82-83-84  
 Kercher, Jim ..... 1996-97  
 Kercher, Mark E..... 1976  
 Kerr, Ajani ..... 2017-18-19  
 Key, Donald Brent..... 1997-98-99-00(c)  
 Kirby, Kenneth ..... 2021  
 Kicklighter Jr., Haven L..... 1964-65-66  
 Kidd, Charles W. .... 1966-67-68  
 Kidd, John Paul ..... 1920-21  
 Kidney, Tyler ..... 2010-11-12  
 Klitte, James H. .... 1966  
 Klitzer, J.W..... 1943-45-46  
 Kimsey, Richard A..... 1990-91-92-93  
 Kinard, William D..... 1966-67-68(c)  
 King, Brenton ..... 2017-19  
 King, Cliff ..... 1924  
 King, Donald K..... 1965-66-67  
**King, Jaylon** ..... 2019-20-21  
 King, Malcolm ..... 1984-85-86-87(c)  
 King, Miles..... 2007  
 King, Noah H..... 1998-99  
 Kingrey, Carlo ..... 1946  
 Kitchen, Jimmie..... 2013  
 Klare, John ..... 1984-85  
 Klock, Trey..... 2015-16  
 Knapp, Kevin R..... 1998-99

**K**

**K**

Kampani, John..... 1992  
 Kane, John..... 1982-83-84-85  
 Karp, Matt..... 2007  
 Karlo, Daniel M..... 1971  
 Katz, Morris ..... 1934  
 Kaylor Jr., J. Leroy ..... 1979-81-82



**Brent Key (1997-2000)**

**Knights II, Demetrius** ..... 2019-20-21  
 Knox, Lambert J..... 1951-52  
 Konemann, M.J..... 1935-36-37  
 Koncul, Christopher..... 2001  
 Koon, Keron Reginald..... 2000-01-02  
 Kramer, Stephen A..... 1968-70-71  
 Krish, Zach ..... 2008-09-10  
 Kroll, E. James..... 1973-74-75  
 Kroner, F.R..... 1931  
 Kryszon, Guenter ..... 1998-99  
 Kuale, Ejiro M..... 2001  
 Kuhn, James ..... 1941-42  
 Kupper, Robert G..... 1974-75  
 Kushon, James E..... 1990-91-92  
 Kyker, D.C..... 1945  
 Kyle Jr., George G..... 1974-75-76

**L**

**L**

Kagawa, Shaun ..... 2014-15-16-17  
 Kallon, Francis..... 2013-14-15-16  
 Kamp, Matt..... 2007  
 Karlo, Daniel M..... 1971  
 Katz, Morris ..... 1934  
 Kaylor Jr., J. Leroy ..... 1979-81-82

Lackey, D.E..... 1937-38-39  
 Lackey, J.D..... 1931-32-33  
 Ladner, Larry..... 1950  
 Lafkowitz, Larry M..... 1959-60-62  
 Lagana, John E..... 1965-66-67  
 Lagod, Chet..... 2019  
 Lairyce, Jim L..... 1969-70-71

Lam, Herman.....	1969-71	Lockhart, Jon.....	2009-10	Malone, Alfred W.....	2001-02
Lamar, L.H.....	1918	Lockhart, Mike.....	2020-21	Malone, George R.....	1985-86-87-88
Lamb, H.W.....	1941	Loeb, A.L.....	1911-12-13	Malone, Jonathan.....	2007-08
Landers, Mike.....	1994-95	Loesch, Casey B.....	2001-02	Malone, Ralph.....	1982-83-84-85
Landry, Dawan F.....	2002-03-04-05	Logan, M.J.....	1943-44(c)	Maloney Jr., William H.....	1981
Lands-Davis, Mikell.....	2015	Logan, Mark A.....	2001-02-03-04	Malooof, George B.....	1949-50-51
Lang, R.M.....	1913-14-15-16	Logan, Reginald B.....	1958	Malooof, Jeffrey R.....	1987-88
Lang, Thomas D.....	1971-72-74	Logan, W.W.....	1942	Malta, Joseph W.....	1974-75
Langstaff, Witt.....	1948-49	<b>Long, Cade.....</b>	2019-20-21	Mancaruso, James M.....	1988
Lanier, Gary A.....	1976-77-78-79	Long, Joshua W.....	1998	Mancil, Steven Wade.....	1993
Lansing, A.R.....	1945-48	Long, Stanley M.....	1972-73	Maness, Devon.....	1978-79
Lantz, Toby.....	1982-83	Lonowsky, Jacob L.....	2005-07	Manget, Thomas Luke.....	1999-00-01-02
Lantz, Ryan.....	2021	Lothridge, Billy L.....	1961-62-63(c)	Marion, Tim.....	1982-83-85-86
Lantz Jr., Richard W.....	1970-71-72(c)	Lowe, Lawrence D.....	1977-78-79-80	Manley, Kyle T.....	2005-07
Lasch, John A.....	1956-57-58	Lowrey, R.O.....	1942	Mann, Devon.....	1978-79
Laschy, Zach.....	2011-12-13-14	Lubischer, Anthony J.....	1973-74-75	Mann, Danny J.....	1978
Lassiter III, Issac H.....	1965	Lucas Jr., J.....	1913-14	Manning, George.....	1941-42-43(c)
Lavette, Robert L.....	1981-82-83-84	Luck, C.F.....	1907	Manning, Mark.....	1980
Lavin, James W.....	1988-89-90	Luck, J.....	1910	Marble, James A.....	1977-78
Law, H.G.....	1929-30	Luck, J.K.....	1942	Marcordes, Tyler.....	2012-13-14
Laws, E.E.....	1931-32-33(c)	Luck III, James K.....	1970	Marion, Jessie D.....	1986-87-88-89
Lawson, Carl A.....	1989-90	Luginbill, Thomas C.....	1994	Marius, Laurence.....	2006
Lawson, Clyde W.....	1959	Lukkar, Steven B.....	1975-76	Maree, G.L.....	1928-29-30
Lawson, John W.....	1961	Lumpkin, Roy.....	1928	Marshall, Andrew.....	2014-15-16-18
Lawston, Anthony L.....	2000-01-02	Luna, R.C.....	1929	Marshall, J.A.....	1940-42(c)
Laxson, Victor V.....	1961	Lupton, Dale B.....	1948-49	Marshall, John.....	1924-25-26
<b>Lay III, William.....</b>	2019-20-21	Lusk, Bob.....	1950	Marshall, Marcus.....	2015
Lear, Donald J.....	1987-88	Lutz, David G.....	1979-80-81-82(c)	Marshall, TaQuon.....	2015-17(c)-18(c)
LeBey, C.D.....	1920-21	Lyman, W.P.....	1921-22	Marshall, William.....	2021
Lederle, Albert J.....	1961	Lynch, Clinton.....	2015-16-17-18	Martenson, Chase.....	2017
Ledford Jr., Parvin E.....	1963	Lyons, Matthew A.....	1950-51-52	Martin, Buck.....	1950-51-52
Lee, Brian T.....	2000-01-02	Lyons, Preston.....	2009-10-11	Martin, Chris.....	2018-19
Lee, C.L.....	1940	Lyons, R.M.....	1934	Martin, Jake W.....	1961-62-63(c)
Lee, Garrett P.....	1962-63-64			Martin, Jon S.....	1961-62-63
Lee, Gary.....	1983-84-85-86			Martin, L.J.....	1925-26-27
Lee, Ivery.....	1983-84-85-87(c)			Martin, Michael D.....	1980-81-82-83
Lee, Jahaziel.....	2016-17-18			Martin, W.S.....	1933-34
Lee, Rodney J.....	1977-78-79			Martin Jr., Jake W.....	1986-87-89-90
Lee, Vad.....	2012-13			Marvin, John.....	2014-15
Leidy, Dale W.....	1979			Mason, Jordan.....	2018-19-20-21
Lentz, Jeff.....	2009-10			Mason, Kent L.....	1974
<b>Leonard, Dylan.....</b>	2019-20-21			Mason Jr., Shaquille.....	2011-12-13-14(c)
Leone, Christopher M.....	1994			Mason Jr., Rausey W.....	1957-58
Lester, Gregory J.....	1987-88-90-91			Massey, Robert.....	1984-85-86-87
Leuhrman, H.....	1909-10-11			Massey, Spence.....	2020
Levens, Herbert Dorsey.....	1992-93(c)			Mathews, George.....	1944-45-46-47
Lewis, Charles M.....	1958			Mathias, Clark.....	1915-17-18
Lewis, Clarence Jamal.....	2004-05-06-07			Mathis, Jeffrey D.....	1986-87-88-89
Lewis, Clifford S.....	1976			Matlock, John R.....	1961-62-63
Lewis, F.C.....	1909-10			Matthews, Michael.....	2004-05-06
Lewis, John D.....	1990-91			Matthews, W. Clay.....	1947-48-49
Lewis, Richard O.....	1969-70-71			Matthews, Zach.....	2015-16-17
Lewis, Ronald W.....	1958			Mattison, Richard C.....	1954-55-56
Lewis, Terrell.....	2014-15-16-17			Matvay, Russell.....	1998-99-00-01
Liipfert, James.....	2006-07-08			Mauck, H.M.....	1914-15-16
Lillard, J.B.....	1926-27			Mauldin, Tim.....	1984-85
Lillie, Michael J.....	1997			Maynard, Charles N.....	1956-57
Lilly, Sammy.....	1983-84-85-87			<b>Maye, Michael.....</b>	2019-20-21
Lincoln, James M.....	1991-92-93-94			Mays, Jerry D.....	1985-86-88-89(c)
Lincoln, Robert W.....	1961			Mays, Reggie.....	1983
Lindsey, J.B.....	1934-35-36			Mayton, John A.....	1969-71
Lindsey, Steven L.....	1987			McAden III, Rufus Y.....	1962
Lindsley, Charles S.....	1969-70			McArthur, J.R.....	1930-31-32
Linginfelter, William S.....	1955			McAshan III, Eddie.....	1970-71-72
Littleton, Harry J.....	1961			McCabe, Richard.....	2001


**Eddie McCashan (1970-72)**

Mabra, Ronald.....	1998-99
Machen, B.J.....	2009, 2011
MacIntyre, George Michael.....	1987-88
Mack, Charles.....	1985-86
MacKendree, James A.....	1989-90-92
Mackley, Roy L.....	1958
Maccrina, Joseph.....	2021
Macy, Richard T.....	1970-71-72
Madigan, William V.....	1999
Maiello, Peter P.....	1994-95
Maker, David.....	1995
Mallard Antonio.....	2018





Nilson, Rodney C.	1992
Nix, John P.	1963
Nix Jr., Frank H.	1958
Nixon, J.U.	1935-36-37
Noble, Dmonique	2012-13-14-15
Noe, James M.	1955
Nolan, James S.	1946-47-48
Nordmann, Patrick	2010
<b>Norris, Kalani</b>	2019-21
Norris, Steven H.	1969-70
North, Robert E.	1948-49-50
Norton, Darrell D.	1981-82-83-84
Novak, George A.	1971
Nowell, Hal Gordon (honorary)	1919
Nutting Jr., John E.	1959-60

<b>O</b>	
Oenbrink, Robert M.	1969
Okebie, Onu.	2010
O'Kelley, C.S.	1945
O'Leary, Timothy	1991
O'Leary, Martin	2001
Olive, Sammy R.	1979-80
Oliver, Adam M.	2004-05-06-07
Oliver, Brandon	2013-14-15
Oliver, Caleb	2018-19-20
Oliver, Tobias	2018-19-20-21
Olson, J.W.	1945
Oltz, H.F.	1927
O'Neal, John F.	1978
O'Neill III, John C.	1969-70-71
O'Neill Jr., John H.	1948-49
O'Neill, Michael O.	1961
Ornuwala, Denis	2015
O'Reilly, Thomas	2013
Orr, Jeffrey E.	1977
Osborne, Terrell H.	1977-78
Oven, John M.	1970-71-72
Owen, Charles L.	1987-88-89
Owen, Kenneth S.	1954-55-56
Owens, Antwan	2017-18-19-20
Owens, Phillip A.	1979
Owings Jr., James B.	1971-72-73

<b>P</b>	
Page, J.A.	1937-38
Page, P.F.	1942
Page, Warren Craig	1996-97-98
Paige, Jamal	2009-10
Pair, R.H.	1939
Pallman, Charles M. (Chip)	1968-69-70
Palmer, Thomas M.	1985-86-87-88
Papushak, Jeffrey A.	1991-92-93-94
Paquette, Alex	2007
Parham, R.S.	1926-28
Parker, Edward H.	2005
Parker, Ken	1982-83-84-85
Parker, Stacy J.	1989-90-91-92
Parker, Travis A.	2002-03-04
Parise, Ron	1972
Pasanella, Dave	1983-84
Paschal, William A.	1942
Paschal, William A.	1962-63-64
Pass, James R.	1975-76-77(c)

Patelles, Lucas	2019
Patterson, Donald R.	1976-77-78(c)
Patterson, H.W.	1908-09-10-11
Patterson, Jack D.	1951-52
Patton Jr., George Lee	1994-95
Patton, J.S.	1913-14
Patton, James W.	1947-48-49-50
Paul, Jerry L.	1968
Pauline, James V.	1965
Paynem, Robert G.	1975
Pearson, Toby	1984-85-86-87
Peek, Colin D.	2005-07
Peek, J.W.	1945
Peeler, T.B.	1931
Peeler, Patrick	1993
Peeples, Embry	2008-09-10-11
Peeples, Joel T.	1977-78-79-80
Pendley, Nick	2021
Penley Jr., James W.	1965-66-67
Peoples, Kevin L.	1989-90-91-92
Perdoni, Renso G.	1969-70
Perkerson, J.G.	1933-34
Perkerson, L.N.	1939
Perkins, Charles	2011-13-14
Perkins Jr., Thomas B.	1978-79
Perry, Elton P.	1954
Perryman, Nathan	1993-94-95-96(c)
Person III, James W.	1968-69
Peters, Jason	2008-09-10-11
Petersen, W.B.	1931-32-33
Peterson, Michael	2008-09-10-11
Petit, J.W.	1946-47-48
Pettis, Terry L.	1987-88-89-90
Pharr, Stephen B.	1989-90-91(c)-92(c)
Phenix Jr., H. Rees	1952-54
Phillips	1919(c)
Phillips, D.J.	1932-33-34(c)
Phillips, G.M.	1915-16-17-19(c)
Phillips, J.R.	1943-44-46-47
Phillips, Jeremy M.	2002
Phillips, Michael D.	1981-82-83
Pierce, Jeffrey A.	1978-79-80-81
Pike, Mark	1982-83-84-85
Pilgrim, Raymond W.	1957-58-59
Piller, Zachery P.	1994
Plaster, R.A.	1940-41-42(c)
Polk, Charles D.	1968-69
Poole, George	1950-51-52
Poole, J.M.	1932-33
Poole, W. Owen	1924-25-26 (c)
Pope, Sean	2010-11-12-13
Pope, E.G.	1946-47-48-49
Poree, Albert	2001
Porter, C.E.	1912
Porter, Joel E.	1973-74-75-76
Porter, John K.	1983-84-85
Porter, John T.	1986-87
Pounds, Cleve	1982-83-84-85
Powell, David C.	1998
Powell, James R.	1959-60
Powers, Steven	2007
Prather, Robert S.	1963
Preas, J.H.	1913-14-15-16
Preston, C.B.	1934-35-36
Pretz, Dick	1950-51-52

Price, Elbert L.	1966
Price, Elliot A.	1974-75-76
Price, Mitchell	1993
Priestley, Jerry M.	1963-64-65
Prokop, E.S.	1942-43
Pund, H.R.	1926-27-28(c)
Putnal, Stephen S.	1971-72-73

<b>Q</b>	
Queen, William L.	1947-48-49
Quigg, B.G.	1939-40
Quinn, Martin	1993
Quinney, Zach	2018-19-20(c)
Quinton Jr., Billy D.	1977

<b>R</b>	
Raible, Steven C.	1973-74-75
Raine, J.M.	1935
Rainey, H.W.	1913
Rampley, C. Todd	1985-87-88
Randolph, R.L.	1926-27-28
Rank, Matthew B.	1978-79-80
Rassau, Thomas J.	1974
Rathbun, Ira	1950
Ratterman, G.A.	1920
Ray, Darryl	1989-90
Rawlins, Ricky A.	1973
Read, R.C.	1927
Rearden, Joseph W.	2003
Redford, David E.	1951-54
Reed, John N.	1957-58-59
Reed, Lamont S.	1993
Reese, Dominique	2007-08-09-10
Reese, James C.	1990
Reese, Larry C.	1976-77-78
Reeves, H.L.	1923
Reeves, Robert	1924
Register, Gerry G.	1974
Reid Jr., James E.	2004-05
Reid, Lee R.	1959-60-61
Reid, Rashaad	2008-09-10-11
Reid, R.C.	1926
Reilly, Hugh O.	2000-01-02-03(c)
Reis, Christopher E.	2002-03-04-05(c)
Rey, Azende	2021
Rhino, Chappell	1950-51-52
Rhino, Daniel V.	1974-75-76
Rhino, Kelley W.	1999-00-01-02
Rhino, Randall P.	1972-73-74
Rhodes, Matthew D.	2004-05-06-07
Rhodes, Robert M.	1988
Rice, Anthony L.	1990-91-92-93
Rice, Ronald	1980-81-82-83
Richard II, Darryl	2004-06-07-08 (c)
Richards, C.P.	1939
Richards, Charles James	1994
Richardson, Alpette	1975-78-79
Riddle, Dave	1982
Riggle, John O.	1969-70
Riles, Wayne J.	2006
Rimmer, Walter	1937-38
Ritter, W.O.	1943-44
Rivera, Malik	2018
Roberson, Avery R.	2004-05-06-07



Robert, L.W. ....	1907
Roberts, C.H. ....	1933-34
Roberts, Chase .....	2013
Roberts, Linwood .....	1954
Roberts, Roderick D. ....	1996-97-98
Roberts, S.A. ....	1935-37
Roberts, Zach .....	2018
Roberts-Blake, Raymond A. ....	2000-01-02 (c)
Robertson, Darrell T. ....	2004-05-06-07
Robertson, Greg .....	1985
Robertson, Justin E. ....	1995-96-97-98
Robinson, C.B. ....	1909-10
Robinson, Donald R. ....	1971-72-73
Robinson, James P. ....	1972-73-74
<b>Robinson, Josh</b> .....	2021
Robinson, Leon A. ....	2001-02-03-04
Robinson, Robie .....	1950
Robinson, Tony .....	1997-98-99-00
Robison Jr., David M. ....	1956-58
Rochester, Denny A. ....	1979-81-82
Rocker, Albert .....	2008-09-10
Rodgers, Franklin C. ....	1951-52-53
Rodriguez, Robert E. ....	1989-90-91-92
Rodwell, Ryan .....	2012-14-15-16
Rogers, Alan .....	1980
Rogers, Bill .....	1980
Rogers IV, Charles B. ....	1965
Rogers, Eugene Jackson .....	2002-03
Rogers, J.R. ....	1917-18
Rogers, John E. "Charlie" .....	1995-96-97-98(c)
Rogers, Nicholas Q. ....	1999-00-01(c)
Rogers, Phillip F. ....	1995-97-98-99
Rogers, Ronald W. ....	1994-95-96-97(c)
Rogers, Stuart .....	1980-81-82-83
Rogers, Travis W. ....	2005
Rollins, Robert T. ....	2005
Roof, Terence E. "Ted" .....	1982-83-84-85(c)
Roof, T.D. ....	2017
Rook-Chungong, Rod .....	2014-15-16
Roper, Bradley R. ....	1977-78
Rosamilia, Mike .....	1983-84-85-86
Rosamond, W.I. ....	1935
Rose, John L. ....	1975-76
Rose, Thomas E. ....	1955-56-58
Rosinski, Michael D. ....	1970
Ross, Arthur E. ....	1950-51
Rotenberry, Paul D. ....	1954-55-56
Rountree, A.J. ....	1914
Rowe, Jonathan .....	2003
Rowlett, Mark .....	1977
Rucker, Charles A. ....	1974-75-76-77
Rudolph, Coleman H. ....	1989-90-91-92(c)
Rudolph, Jake .....	1950-51-52
Rudolph, John L. ....	1957-58-59
Ruffin, Larry W. ....	1951-52-53
Rush, Angelo .....	1989-90
Rusk, W. ....	1927-28-29(c)
Rutherford, Bruce F. ....	1969-71
Rutland, Reginald .....	1983-84-85-86
Ryans, Curtis .....	2019-20
Ryckley, A.E. ....	1941-42



**Lucius Sanford (1975-77)**

Sackett, G.W. ....	1934
Saint-Amour, Anree .....	2015-16-17-18
Sale, Oliver H. ....	1954-55
Salem, Richard .....	1981-82-83
Salisbury, Kevin M. ....	1986-87-88-89
Salome, Joe M. ....	1950
Sammons, David .....	1994
Sampson, Michael J. ....	2002
Sanders, Adonias .....	2019-20-21
Sanders, C.R. ....	1939-40-41 (c)
Sanders, Hugh A. ....	1964
Sanders, Leavitt F. ....	1972-73
Sanford Jr., Lucius M. ....	1975-76-77 (c)
Santospago, Louis F. ....	1968
Sargent, John A. ....	1972-73-74
Saunders, Jalen .....	2014-15
Saussy, Hugh .....	1924
Scales III, Herbert K. ....	1974-75-76
Scarboro, D.D. ....	1918-19-20-21
Scharfschwerdt, E. ....	1943
Scharfschwerdt, William R. ....	1949
Schmidgall, David E. ....	2000-01
Schmidt, Robert K. ....	1978-79
Schnitzer, Ray L. ....	1974-75-76-77(c)
Schroeder, Christian .....	2003
Schroer, John W. ....	1964-65-66(c)
Schultz, Mark H. ....	1980-81-82
Schwetje, Craig .....	1993
Scott, Kenneth M. ....	2003-04-05-06
Scott, Franklin R. ....	1990-91-92
Scott, Makius .....	2021
Scott, Rusty .....	2013-15
Scotton, Stefan D. ....	1987-88-89-90
Scully, David .....	2011-12
Scully, Dennis W. ....	1972-73
Seager, Tim .....	2013-15
Seamon, Robert B. ....	1966-67-68
Searcy, Qua .....	2015-16-17-18
Selumbo, Josh .....	2017
Sellers, Bradley A. ....	2006-07-08-09
Sellinger, Frank L. ....	1965
Sendobry, Doug .....	1985-87
Sennett, Bill .....	1953-54
Senules, Edward A. ....	1975
Senter, J.C. ....	1914-15-16
Sernulka, Leonard S. ....	1975
Serpico, Matt .....	2014
Sessions, Lee .....	1924
Seward Jr., James P. ....	1962-63-64
Sewell, Charles D. ....	1963-64
Sewell, Donald R. ....	1976-77-78
Sexton, Frank M. ....	1961-62-63
Sexton, Thomas K. ....	1976-77
Shamburger, Ellis L. ....	1954
Shamburger III, Ellis L. ....	1975-76-77-78
<b>Shanahan, David</b> .....	2021
Shank, Donald P. ....	1973-74-75
Shank, Jeffrey E. ....	1977-78 (c)
Sharp, Anthony Scott .....	1994
Sharpe, John F. ....	1963
Shaver, T.W. ....	1917
Shaw, C.F. ....	1933-34
Shaw, C. Brandon .....	1995-96-97
Shaw, Gene .....	1938-39-40
Shaw, Jared "Jaybo" .....	2008-09
Shaw, William L. ....	1958-59-60
Sheffer Jr., Powell P. ....	1949-50-51
Sheffield, Mark J. ....	1979-80-81-82
Sheldon, R.W. ....	1941-42
Shell Jr., John W. ....	1963
Shepard, Derrick L. ....	1994-95-96-97
Sheppard, Steve V. ....	1975-76-77
Sheridan, Michael A. ....	1995-96-97-98
Sheridan, Robert E. ....	1961
Sherman, Robert G. ....	1951-52-53
Sherrill, Jeff .....	1986
Shields, William D. ....	1972-73-74
Shiver, David N. ....	1968-69-70
Shoemaker Jr., Jacob W. ....	1952-53
Shook, Claude E. ....	1965-66-67
Showell, Avery .....	2019-20
Showman, Mark A. ....	1975-76
Shuberg, David A. ....	1992
Shuler, Theodore R. ....	1951-52
Shulman, I. ....	1927-28
Shuman, Jimmy H. ....	1960
Sias, John R. ....	1966-67-68
Sides, James V. ....	1959-60
Siffri, Joseph C. ....	1987-88-89-90
Simerville, Lester T. ....	1957-58
Simmons, Antonio .....	2014-15-16-17
Simmons, Charlie .....	1991-93-94
Simmons, Christopher .....	1987-88-89-90
Simmons, David A. ....	1962-63-64
Simmons, DeShaan Z. ....	1995-96-97
Simmons, Lamont .....	2016-17-18
Simmons, Roy F. ....	1975-76-77-78
Simons, James S. ....	1977-78-79
Sims, David B. ....	1974-75-76
Sims, David .....	2010-11-12-13(c)
Sims, Jack .....	1986
<b>Sims, Jeff</b> .....	2020(c)-21
<b>Sims, Myles</b> .....	2019-20-21
Sims, Quentin .....	2009
Sims, T.F. ....	1935-36-37(c)
Sims, W.E. ....	1937
Sinclair, B.W. ....	1909-10
Singleton, Timothy M. ....	1957
Siricy, Walter Z. ....	1960-61-62
Sisson, Scott O. ....	1989-90-91-92





**Scott Sisson (1989-92)**

Skalko, John J.....	1972-73
Skelton, Lancen S.....	1978-79-80-81 (c)
Skov, Patrick.....	2015
Slaten, R.L.....	1942-46-47
Sloan, B.H.....	1929
Slocum, J.R.....	1931-32-33
Smales, Bill.....	1985
Smelter, DeAndre.....	2013-14
Smith, Andrew W.....	2005-06-07-08
Smith, Austin J. "A.J.".....	2005-06-07-08
Smith, Ben S.....	1959-60
Smith, Brad.....	1985
Smith, C.B.....	1907
Smith, C.S.....	1926-27-28
Smith, Carlos L.....	1994-95
Smith Jr., Daniel J.....	1957-58-59
Smith, Daryl L.....	2000-01-02-03(02)
Smith, David.....	2004
Smith, Demond.....	2012-13-14-15
Smith, Devon.....	2019-20
<b>Smith, Dontae</b> .....	2019-20-21
Smith, Forrest.....	1945
Smith, Fred.....	1950
Smith, George B.....	1936-37-38
Smith, Giles R.....	1964-65-66
Smith, Gregory J.....	2006-07-08
Smith, H.R.....	1947-48
Smith, James R.....	1972
Smith, Jeffrey L.....	1973
Smith, Johnny S.....	1977-78-79-80
Smith Jonathan D.....	2000-01-02-03
Smith, Kamau Kofi.....	1995-96-97-98(c)
Smith, Michael C.....	1991-92-93-94
Smith, Murry D.....	1974-75-76
Smith, Orwin.....	2009-10-11-12
Smith, O.D.....	1934
Smith, Phil.....	2009-10-11
Smith, Sean W.....	1986-87-88-89
Smith, Ted N.....	1955-56-57
Smith, Trey.....	2017
Smith, W.D.....	1918
Smith, W.N.....	1943
Smoots, Jonathan.....	1983
Smrekar, Jacob.....	1997
Sneed, P.C.....	1914
Snell, Gary.....	1981
Snider, Luke.....	2007
Snoddy, Broderick.....	2012-13-14-15
Snow, Leonard N.....	1965-66-67

Snow, Mike.....	1984-85
Snyder, Kenneth D.....	1949-50-51
Snyder, W.R.....	1907
Solomon, Robert S.....	1960-61
Sorrells, Tyrone.....	1985-86
Southall, Bruce C.....	1970-72-73
Southard, J.W.....	1946-47-48-49
Southers, Jared.....	2019(c)
Southerland, Ken.....	1983-84
Spalding, J.J.....	1908-09-10
Sparks, R. Stan.....	1981
Spears Jr., Leon B.....	1951-52
Speer, F.....	1927-28-30
Spence, T.L.....	1914-15-16
Spencer, Glenn.....	1982-83-84-85
Spiotta Jr., Eugene J.....	1968-69
Sprading, T.L.....	1932-33
Spratte, Gerald E.....	1954
Sprayberry, J.P.....	1938-39-40
Spriggs, David E.....	1949
Stacy, G.T.....	1934
Stallard, Kyle.....	2014
Stallings, Larry.....	1960-61-62
Stallworth, Cedric T.....	1985-86-87-88 (c)
Stallworth, Dexter.....	1994-95-96
Stamps Jr., Charles W.....	1972
Starfill, Tom.....	1980-81-83
Stanley, Jimmy.....	1980-81
Stansbury, M. Todd.....	1981
Stanzione, Rich.....	2019
Stargel, Tyler.....	2013-14-15
Staton, A.H.....	1919-20-21-22
Staton, J.C.....	1920-21-22-23
Steadman, David A.....	1961
Stegall, Derrick L.....	1993-94-95-97
Steber, John W.....	1943(c)
Steele, John A.....	1974-76-77
Stegall, C.R.....	1912
Stegall, William David.....	1988-89-90-91
Stein, Wilbur.....	1941-42-43
Stephens, Rodriquez L.....	1984-86-87-88
Stephenson, Donald P.....	1955-56-57(c)
Stevens, James A.....	1972-73
Stevenson, Joel C.....	1966-67-68(c)
Stevenson, Robert O.....	1971-72-73
Stewart, Brad.....	2015-16-17-18
<b>Stewart, Gavin</b> .....	2020-21
Stewart, Ryan E.....	1992-93-94-95(c)
Stickler, Jake.....	2016-17
Still, J.E.....	1946-47
Stimson, Nathan K.....	1996-98
Stokes, Ivey J.....	1978-79-80
<b>Stone, Akelo</b> .....	2020
Stone, Robert M.....	1957-58
Story, Lyles W.....	1966-67-68
Stover, Clarence B.....	1980
Stradley, Jim.....	1986
Strain Jr., Lee O.....	1959
Street, W.O.....	1934-35
Strickland, David L.....	1976-77
Strickland, R.E.....	1929-30
Strickland, Vernon.....	1994-95
Stroebel, Trevor.....	2013-14
Strohmeier, Richard F.....	1989
Strom, Rick.....	1983-84-86-87
Strom, Robert B.....	1969
Stroman, Graham L.....	1993-94
Strupper, George E.....	1915-16-17
Studdard, Larry G.....	1969-70-71

Sudderth, James T.....	1963
Suggs, Aaron J.....	2002-03
Summer, James L.....	1953-54-55
Summers, Micheal.....	2013-14
Sumpter, Levon.....	1978
Sutton, S.B.....	1939-40-41
Swaim, James C.....	1968
Swanson, David H.....	1981
Swanson, George P.....	1959-60-61
Sweeting, Rod.....	2009-10-11-12
Swilling, Brady.....	2015-17
Swilling, Darrell G.....	1988-89-90-91
Swilling, Jerry Kenneth.....	1988-89-90-91
Swilling, Pat.....	1982-83-84-85
Swilling, Tre.....	2019-20-21
Sykes, Lewis W.....	1949-50
Sykora, James J.....	1974
Sylvester, Steven.....	2008-09-10-11 (c)



**Pat Swilling (1982-85)**

<b>T</b>	
Tanner, Chris.....	2009-12
Tarplin, Jesse A.....	1995-96-97-98
Tarquinio, Gavin C.....	2003-05
Tarrant, Jerrard.....	2009-10
Tattich, Robert B.....	1974
<b>Tatum, Trenilyas</b> .....	2021
Taylor, Cooper.....	2008-09
Taylor, James S.....	1967
Taylor, Jim B.....	1981-82
Taylor, Kenneth T.....	1978-79-80
Taylor, Michael H.....	1976-78(c)
Taylor, Rumsey B.....	1948-49
Taylor, Tom.....	1982-83
Taylor Jr., John H.....	1963-64
Teas Jr., William T.....	1952-53
Tedder, David K.....	1976
Teknipp, Tyler.....	2015
Templeton, Peden.....	1950
Terry, James L.....	1975
Tetterton, Alex G.....	1999-00-01
Thaden, Bill.....	1950-51-52
Tharpe, E.S.....	1935-36
Tharpe, Mack.....	1924-25-26
Tharpe, R.H.....	1931-32-33(c)
Theodocion, Charles D.....	1952-56-57
Thomas, Landers A.....	1987-88
Thigpen Jr., Robert F.....	1971-72
Thomas, Andre A.....	1985-86-87-88
Thomas, Andy.....	1983





<b>Thomas, Charlie</b> .....	2018-19-20-21
Thomas, Darrell.....	1979-80
Thomas, Demaryius.....	2007-08-09
Thomas, Eric F.....	1986-87-88-89(c)
Thomas, Jemea.....	2009, 2011-12-13(c)
Thomas, John J.....	1983-84-85
Thomas, Juanyeh.....	2018-19-20-21
Thomas, Justin.....	2013-14(c)-15(c)-16(c)
Thomas, Levon.....	2001-02-03-04
Thomas, Robert D.....	1962
Thomas, Robert P.....	1975-77-79
Thomas, Ted.....	1956-57-58
Thomason, E.K.....	1911-12-13
Thomason, J.G.....	1927-28-29
Thomason, John M.....	1956
Thompson, Alex.....	1998
Thompson, Charles K.....	1959
Thompson, Jimmy E.....	1954-55-56
Thompson, Kenny.....	1981
Thompson, Larry.....	1945
Thompson, E.O.....	1934-35
Thompson Jr., Roy L.....	1949
Thomson, Andrew.....	2003-04
Thrash, K.M.....	1926-27-28
Thrash, W.G.....	1938
Thrash Jr., Kenneth M.....	1955-56
Thurson, Theodore N.....	1979-80-81-82
Thurston, Timothy H.....	1978-79
Thwaitt.....	1917
Tibbetts Jr., Marvin O.....	1958-59-60
Tidwell, Robert H.....	1957
Tidwell-Neal, Andrew C.....	2001-02-03-04(c)
Tierney, Clarence L.....	1974-75-76
Toggle, Calvin B.....	1989-90
Tillman, Travares A.....	1996-97-98-99(c)
Timmors, Stephen G.....	1971
Tinsley, P.R.....	1943-44(c)
Tisdell, Kevin A.....	1990-91-92
Tobin, Sean.....	2011-13-14-15
Tolbert, Troy T.....	1997-98-2000
Toner, Donald W.....	1961-62
Tongo, Osahon.....	2007-08-09
Torricci, Anthony J.....	1989
Trainer Jr., Cecil E.....	1951-52-53
Trapnell, James H.....	1964-66
Travis, Kyle.....	2011-12-13-14
Travis, Mike.....	1982-83-84-85
Travis, Scott E.....	1990-91-92
Trawick, C.B.....	1913
Traylor, Robert.....	1955-56
Tucci, John A.....	1972-73
Tucker, Taali S.....	2005-06
Tukes, Josh.....	2020
Tuminello, Kevin J.....	2004-05-06-07
Turner, Glenn O.....	1951-52-53
Turner III, Dewitt T.....	1965-66-67
Turrentine, Thomas L.....	1971-72
Tye, Leonidas W.....	1958

## U

Ulrich.....	1917
Urczyk, Jeffrey L.....	1973-74-75
Uremovich, Matthew.....	1999
Usher, Myron Finesse.....	2004
Ustry, Joe.....	1922-23-24
Utt, Benjamin M.....	1978-79-80
Uzzi, Omoregie.....	2009-10-11-12(c)

## V

<b>Vaipulu, Paula</b> .....	2021
Vance, John Todd.....	1991-92-93-94
Van Dora, Tash J.....	1968-69
Vann, Ronald.....	1956-57
Varner, Edwin S.....	1964-65
Veazey, Norman D.....	1957-58
Vereen, Carl H.....	1953-54-55-56
Vereen, Orville P.....	1951-52-53 (c)
Vernau, Charles A.....	1993-94-95
Vernon, Tyler.....	2017
Vezyer Jr., Stanley A.....	1969-70
Vickers, Paul A.....	1955-56-57
Viereck, G.W.....	1931-32
Vines, John E.....	1950-51
Vitunic, Joseph A.....	1967-69
Volkert, George A.....	1953-54-55-56 (c)
Volley Jr., Lynnwood.....	1978-79-80
VonWeller, P.J.....	1928
Voss, Dan.....	2006-07-08-09

## W

Waddey, F.O.....	1927-28
Wakefield, M.L.....	1943
Walker, Alex.....	2008
Walker, Keenan E.....	1991-92-93
Walker, Steve C.....	1978-79
Walker, Vance J.....	2005-06-07-08 (c)
Walker, Warren L.....	1970
Walker, Wesley J.....	2020-21
Wallace, Donald W.....	1966-68
Wallace, Kyle P.....	2001-02-03-04
Waller, Darren.....	2011-12-13-14
Walls, Lance.....	2008
Walls, Levi.....	2007
Walls, Logan.....	2008-09-10-11
<b>Walton, Zamari</b> .....	2019-20-21
<b>Ward, Billy</b> .....	2020-21
Warner, R.J.....	1934
Warren, Harry C.....	1966
Washington, Tevin.....	2010-11-12(c)
Waskey, Carlton B.....	1960-61
Waters, J. Alan.....	1988-89-90-91
Waters, Dean B.....	1979-81-82-83
Waters, Mitch.....	1985-86
Watkins, G.C.....	1927-28-29
Watkins, Hugh R.....	1962-63-64
Watkins, James F.....	1956-57-58(c)
Watkins, Kerry J.....	1999-00-01-02(c)
Watson, Alonzo.....	1985-86-87-88
Watson, Carl D.....	1960-61-62
Watson II, Kenyatta.....	2022
Watson, Merrix W.....	1998-99-00-01
Watson, Richard.....	2009-10-11
Watterworth, Bradley A.....	1975
Watts, Brandon.....	2010-11-12-13
Weaver, Dean.....	1984-85-86-87
Weaver, John B.....	1966-67-68
Weaver, Keith B.....	1995
Weaver, William H.....	1989-90-91-92
Webb, B.P.....	1918-19-20
Webb, G.I.....	1939-40-41
Webster, Grady F.....	1954
Weigle, John.....	1950
Weiman, Edward A.....	1961-62-63
Weimerskirch, Quaide.....	2016-17
Welch, John J.....	1959-60

Welchel, Dan.....	1917
Wellington, Ralph W.....	1962
Wells, Thomas E.....	1958-59-60
Wells, Wesley.....	2018-19
Werner, S.A.....	1923
West, G.R.....	1916
West, Charles G.....	1952
West, W.P.....	1941-42
Westbrook, J.J.....	1927-28-29
Westbrook Jr., Jack.....	1980-81-82-83
Westmoreland, Marc.....	1996
Whatley, Melvin.....	1998
Whealler, Edward O.....	1972-73-74-75
Wheat, Johnny L.....	1949-50-51
Wheby, E.M.....	1938-39
Wheeler, Philip.....	2003-05-06-07
Whisenhunt, Ken.....	1981-82-83-84
White, Bret C.....	2006-07-08
White, D.J.....	2012-13-14-15(c)
White, Edward Dezmon.....	1997-98-99


## White, Keion

White, Keion.....	2021
White, Mark J.....	1985-86-87-88
White, Willie.....	2008
Whitehead, Kenderius.....	2015
Whitley, Jake.....	2015
Wilcox, A.L.....	1936-37-38
Wilcox, E.D.....	1932-33-34
Wilcox, Eric D.....	1966-67-68
Wilcox, J.R.....	1933-34-35
Wilcox, Reggie D.....	1997-98-99
Wilder, Edwin.....	1997-98-99-00
Wiley, Charles A.....	1995-96-97-98
Wiley, Floyd M.....	1955-56
Wilhoit, Billy.....	1943
Wilkinson, Rodney K.....	1991-92-93-94
Wilkes, Gregory C.....	1967-69
Wilkes, Reginald W.....	1974-75-76-77
Wilkins, Brian E.....	1995-96-97-98
Wilkins, G.C.....	1940
Wilkins, Gary C.....	1981-82-83-84
Wilkinson, Gerris.....	2002-03-04-05(c)
Wilkins, Scott.....	1998
Williams, Anthony.....	2011-12-13
Williams, A.S.....	1929-31-32
Williams, B.W.....	1944-45-47
Williams, C.W.....	1932-33-34
Williams, Chirod A.....	2002-03-04
Williams, Darius L.....	2003-04
Williams, Gary T.....	1963-64-65
Williams, I.A.....	1923-24-25
Williams, John B.....	1975
Williams, John W.....	1968-69-70

## Williams, Jordan

Williams, Jordan.....	2020-21
Williams, Jerrelle L.....	1988-89-90-91
Williams, Marlon C.....	1990-91-92-93
Williams, Michael A.....	1990-91-92-93
Williams, Mitchell.....	2015
Williams, Larry E.....	1969
Williams, Rodney C.....	1995-96-97-98
Williams, Samuel A.....	2006
Williams, Sidney E.....	1949-50-51
Williams Jr., Calvin L.....	1994-95-96
Williamson, Grady Lee.....	1988-89
Williamson, William M.....	1959-60-61(c)
Willis, Isiah.....	2014-15-16
Willoch, Raymond.....	1953-54
Wills, John T.....	1952
Wilson, Casey.....	2015-16-17
Wilson, Don.....	1984-85-86-87

Wilson, J.I. ....	1943-44	Ziegler, F.R. ....	1946-47-48
Wilson, Kenneth J. ....	1987-88-89	Ziegler, John A. ....	1960
Wilson, William C. ....	1961-62	Zimmerman, Jeff ....	1986-87
Wimbush, Recardo L. ....	1999-00-01-02(c)		
Winegar, James M. ....	1978	(c) Team captain	
Wingo, Gary L. ....	1971		
Windingder, Thomas K. ....	1960-61-62(c)		
Wise, Daryl D. ....	1983-84		
Wisman, Witt B. ....	1971-72-73		
Witherspoon III, Dan, ....	1994-96-97		
Wolfe, Richard C. ....	1969		
Wolfe, Robert V. ....	1984		
Wood, C.R. ....	1937-38-39		
Wood, Dan L. ....	1979-80		
Wood, Duane R. ....	1979-80-81-82		
Woodall, Timothy M. ....	1968		
Woodhull, Maury T. ....	1968		
Woods, Christopher J. ....	2003-04-05		
Woods, James W. ....	1975-76		
Woolf, John R. ....	1955		
Word-Daniels Jahi L. ....	2005-06-07-08		
Wright ....	1925		
Wright, Frederick N. ....	2000-01-02		
Wright, Harry ....	1950-51-52		
Wright, J.E. ....	1939-40-41(c)		
Wright, James L. ....	1964-65-66		
Wright, Jeffrey M. ....	1990-91-92-93		
Wright, John W. ....	1961-62		
Wright, Marcus ....	2008, 2010		
Wrotto, Mansfield C. ....	2003-04-05-06		
Wycoff, S.D. ....	1923-24-25		
Wysong, Michael J. ....	1968-69-70		


**Ken Whisenhunt (1981-84)**
**Y**

Yahiaoui, Mohamed.....	2005-06, 08
Yandell, Clyde .....	2008-09
Yates, Brian J. ....	1979
Yates, George B. ....	1962-63
Yates, Jordan .....	2020-21
Yeager, Bruce D. ....	1974-75-76-77
<b>Yondjouen, Sylvain</b> .....	2019-20-21
Young, Christopher L. ....	1998-99-00-01(c)
Young, Clyde A. ....	1951-52
Young, Louis .....	2010-11-12-13

**Z**

Zachery, Cedric T. ....	1992-93-94-95
Zawowsky, Ronald J. ....	1969
Zenon, Tony .....	2011-12-13-14

**1944**

LE Joe Daniel  
 LT Jack Glenn  
 LG Roland Phillip  
 C Paul Duke  
 RG George Hills  
 RT Deane Gaines  
 RE Phil Tinsley  
 QB Johnny McIntosh  
 FB Billy Williams  
 HB Frank Broyles  
 HB George Mathews

**1945**

LE Bill Busbin  
 LT Bob Davis  
 LG George Hills  
 C Paul Duke  
 RG Buck Doyal  
 RT Deane Gaines  
 RE Walter Kilzer  
 QB Ed Holsinger  
 FB Johnny McIntosh  
 LHB George Mathews  
 RHB Jack Peek

**1946**

LE Jimmy Jordan  
 LT Bob Davis  
 LG Bill Healy  
 C Paul Duke  
 RG Ewell Pope  
 RT Ralph Slaten  
 RE George Brodnax  
 QB Frank Broyles  
 FB Allen Bowen  
 LHB George Mathews  
 RHB Pat McHugh

**1947**

LE J.W. Castleberry  
 LT R.L. Slaten  
 LG J.R. Phillips  
 C L.W. Hook  
 RG Bill Healy  
 RT Bobby Davis  
 RE George Brodnax  
 QB Jimmy Southard  
 Jim Still  
 FB Frank Zeigler  
 LHB George Mathews  
 RHB Jim Pettit

**1948**

LE Jack Griffin  
 LT Dan Bradach  
 LG Ewell Pope  
 C L.W. Hook  
 RG Bill Healy  
 RT Tom Coleman  
 RE George Brodnax  
 QB Jimmy Southard  
 FB Jim Pettit  
 LHB Frank Ziegler  
 RHB Bob McCoy

**1949**

LE Jack Griffin  
 LT Tom Coleman  
 LG Ewell Pope  
 C Bob Bossons  
 RG Buck Doyal  
 RT Dan Bradach  
 RE Dick Harvin  
 QB Jimmy Southard  
 FB Morris Harrison  
 LHB Buster Humphreys  
 RHB Bob McCoy

**1950**

LE Dick Harvin  
 LT Ray Beck  
 LG John Vines  
 C Bob Bossons  
 RG D. Flanagan  
 RT Hal Miller  
 RE Henry Ferris  
 QB Darrell Crawford  
 FB Bobby North  
 HB Bob McCoy  
 HB Buster Humphreys  
 James Patton

**1951****OFFENSE**

LE Jeff Knox  
 LT Lum Snyder  
 LG Ed Gossage  
 C Pete Brown  
 RG Ray Beck  
 RT Hal Miller  
 RE Buck Martin  
 QB Darrell Crawford  
 FB George Maloof  
 HB Leon Hardeman  
 HB John Hicks  
 K Pepper Rodgers

**DEFENSE**

LE Sid Williams  
 LT Bill Thaden  
 LG Ed Carithers  
 RG Ray Beck  
 RT Lamar Wheat  
 RE Pete Ferris  
 LB Larry Morris  
 LB George Morris  
 HB Bobby Moorhead  
 HB Charlie Brannon  
 S Jackie Rudolph  
 P Dave Davis

**1952****OFFENSE**

LE Jeff Knox  
 LT Matt Lyons  
 LG Ed Gossage  
 C Pete Brown  
 RG Jake Shoemaker  
 RT Hal Miller  
 RE Buck Martin

QB Bill Brigman  
 FB Glenn Turner  
 HB Leon Hardeman  
 HB Bill Teas  
 K Pepper Rodgers

**DEFENSE**

LE Sam Hensley  
 LT Bill Thaden  
 LG Orville Vereen  
 RG Roger Frey  
 RT Bob Sherman  
 RE Cecil Trainer  
 LB George Morris  
 LB Larry Morris  
 HB Bobby Moorhead  
 HB Charlie Brannon  
 S Jake Rudolph  
 P Dave Davis

**1953**

LE Sam Hensley  
 LT Roger Frey  
 LG Franklin Brooks  
 C Larry Morris  
 RG Orville Vereen  
 RT Bob Sherman  
 RE Henry Hair  
 QB Pepper Rodgers  
 FB Glenn Turner  
 HB Leon Hardeman  
 HB Billy Teas  
 P Dave Davis

**1954**

LE Bill Sennett  
 LT Carl Vereen  
 LG Franklin Brooks  
 C Larry Morris  
 RG Bill Fulcher  
 RT Ormand Anderson  
 RE Henry Hair  
 QB Wade Mitchell  
 FB George Humphreys  
 HB Paul Rotenberry  
 HB Billy Teas  
 P Johnny Menger

**1955**

LE Tommy Rose  
 LT Carl Vereen  
 LG Franklin Brooks  
 C Jimmy Morris  
 RG Allen Ecker  
 RT Ken Thrash  
 RE Don Ellis  
 QB Wade Mitchell  
 FB Dickie Mattison  
 HB Paul Rotenberry  
 HB George Volkert  
 P Johnny Menger

**1956**

LE Tommy Rose  
 LT Carl Vereen

LG Jimmy Johnson  
 C Don Stephenson  
 RG Allen Ecker  
 RT Ormand Anderson  
 RE Don Ellis  
 QB Wade Mitchell  
 FB Ken Owen  
 HB Paul Rotenberry  
 HB George Volkert  
 P Ken Owen

**1957**

LE Jerry Nabors  
 LT Urban Henry  
 LG Dan Theodocion  
 C Don Stephenson  
 RG Leon Askew  
 RT Rausey Mason  
 RE Ted Smith  
 QB Fred Braselton  
 FB Lester Simerville  
 HB Stan Flowers  
 HB Cal James  
 P Jerry Nabors

**1958**

LE Jerome Green  
 LT Rausey Mason  
 LG Bob Stone  
 C Maxie Baughan  
 RG John Neal Reed  
 RT Ted Thomas  
 RE Gerald Burch  
 QB Fred Braselton  
 FB Floyd Faucette  
 HB Cal James  
 HB Frank Nix  
 P Gerald Burch

**1959**

LE Gerald Burch  
 LT Billy Shaw  
 LG Harold Ericksen  
 C Maxie Baughan  
 RG John Neal Reed  
 RT Toby Deese  
 RE Jack Rudolph  
 QB Marvin Tibbetts  
 FB Taz Anderson  
 HB Floyd Faucette  
 HB Billy Williamson  
 P Gerald Burch

**1960**

LE Gerald Burch  
 LT Billy Shaw  
 LG Harold Ericksen  
 C Willie McGaughey  
 RG Dave Watson  
 RT Ed Nutting  
 RE Taz Anderson  
 QB Stan Gann  
 FB Ben Smith  
 HB Chick Graning  
 HB Billy Williamson

P Don Coker

**1961**

LE Ted Davis  
 LT Ed Griffin  
 LG Harold Ericksen  
 C Willie McGaughey  
 RG Dave Watson  
 RT Larry Stallings  
 RE Bob Solomon  
 QB Stan Gann  
 FB Mike McNames  
 HB Chick Graning  
 HB Billy Williamson  
 P Billy Lothridge

**1962**

LE Ted Davis  
 LT Ed Griffin  
 LG Rufus Guthrie  
 C Bobby Caldwell  
 RG Dave Watson  
 RT Larry Stallings  
 RE Billy Martin  
 DS Don Toner  
 QB Billy Lothridge  
 FB Mike McNames  
 HB Joe Auer  
 HB Zollie Sircy  
 P/K Billy Lothridge

**1963**

LE Ted Davis  
 LT Bill Farrington  
 LG Brad Yates  
 C Dave Simmons  
 RG Jimmy Seward  
 RT Joe Chapman  
 RE Billy Martin  
 LB Ed Weinman  
 QB Billy Lothridge  
 FB Ray Mendheim  
 HB Joe Auer  
 HB Johnny Gresham  
 P/K Billy Lothridge

**1964****OFFENSE**

SE Mike Fortier  
 LT Bill Moorier  
 LG Joe Colvin  
 C Bill Curry  
 RG Bill Myddelton  
 RT Tom Ballard  
 TE Gary Williams  
 QB Jerry Priestley  
 FB Jeff Davis  
 HB Johnny Gresham  
 HB Terry Haddock  
 K Bunky Henry

**DEFENSE**

OLB Dave Austin  
 DL Billy Schroer  
 DL John Battle



DL Jimmy Seward  
 OLB Steve Copeland  
 ILB Dave Simmons  
 ILB W.J. Blane  
 CB Gerry Bussell  
 CB Tommy Jackson  
 SS Tommy Bleick  
 FS Haven Kicklighter  
 P Jerry Priestley

**1965****OFFENSE**

SE Mike Fortier  
 LT Bill Moorer  
 LG Joe Colvin  
 C Jim Breland  
 RG Bill Myddelton  
 RT Lamar Wright  
 TE Gary Williams  
 QB Kim King  
 FB Tommy Carlisle  
 TB Lenny Snow  
 FL Craig Baynham  
 K Bunky Henry

**DEFENSE**

OLB Bill Ellis  
 DL Billy Schroer  
 DL John Battle  
 DL Buddy McCoy  
 OLB Steve Copeland  
 ILB Randall Edmunds  
 ILB W.J. Blane  
 CB Tommy Bleick  
 CB Bill Eastman  
 SS Haven Kicklighter  
 FS Sammy Burke  
 P Jerry Priestley

**1966****OFFENSE**

SE Mike Fortier  
 LT Bill Moorer  
 LG Buddy McCoy  
 C Jim Breland  
 RG Rick Nelson  
 RT Lamar Wright  
 TE Steve Almond  
 QB Kim King  
 FB Doc Harvin  
 TB Lenny Snow  
 FL Craig Baynham  
 K Bunky Henry

**DEFENSE**

OLB Eric Wilcox  
 DL Mike Ashmore  
 DL Billy Schroer  
 DL John Lagana  
 OLB Tommy Carlisle  
 ILB W.J. Blane  
 ILB Randall Edmunds  
 CB Bill Eastman  
 CB Haven Kicklighter  
 SS Giles Smith

FS Sammy Burke  
 P Charlie Mason

**1967****OFFENSE**

SE Joel Stevenson  
 LT Rick Nelson  
 LG Joe Vitunic  
 C Billy Kidd  
 RG Lamar Melvin  
 RT Jim Penley  
 TE Steve Almond  
 QB Kim King  
 FB Doc Harvin  
 TB Lenny Snow  
 FL John Stas  
 K Tommy Carmichael

**DEFENSE**

OLB Tommy Carlisle  
 DL John Lagana  
 DL Claude Shook  
 DL Mike Ashmore  
 OLB Chris Denny  
 ILB Randall Edmunds  
 ILB Eric Wilcox  
 CB Joe Bill Faith  
 CB Bill Eastman  
 SS David Barber  
 FS Bill Kinard  
 P Tommy Chapman

**1968****OFFENSE**

SE Tim Woodall  
 LT Galin Mumford  
 LG Mike Bradley  
 C John Collins  
 RG Todd Woodhull  
 RT Terry Story  
 TE Joel Stevenson  
 QB Larry Good  
 FB John Weaver  
 TB Dennis James  
 FL John Stas  
 K Johnny Duncan

**DEFENSE**

OLB Steve Foster  
 DL Eric Wilcox  
 DL Bob Seamon  
 DL Lou Santospage  
 OLB Mike Glad  
 ILB Bill Flowers  
 ILB Steve DeBardelaben  
 CB Mike Wysong  
 CB Joe Bill Faith  
 SS Bill Kinard  
 FS Tash van Dora  
 P Tommy Chapman

**1969****OFFENSE**

SE Larry Studdard  
 LT Al Hutko

LG Joe Vitunic  
 C John Callan  
 RG Mark Bradley  
 RT Richard Gardner  
 TE Steve Norris  
 QB Jack Williams  
 FB Steve Harkey  
 TB Brent Cunningham  
 FL Herman Lam  
 K Jack Moore

**DEFENSE**

OLB Randy Duckworth  
 DL Rock Perdoni  
 DL Stan Beavers  
 LB Sid Gunter  
 OLB Smylie Gebhart  
 ILB Buck Shiver  
 ILB John Riggie  
 CB Rick Lewis  
 CB Jeff Ford  
 SS Bubba Hoats  
 FS Mike Wysong  
 P Tommy Chapman

**1970****OFFENSE**

SE Larry Studdard  
 LT Glenn Costello  
 LG Richard Gardner  
 C John Callan  
 RG Al Hutko  
 RT Rick Lantz  
 TE Steve Foster  
 QB Eddie McAshan  
 FB Steve Harkey  
 TB Rob Healy  
 FL Brent Cunningham  
 K Jack Moore

**DEFENSE**

OLB Brad Bourne  
 DL Rock Perdoni  
 LB Gary Carden  
 DL Jim Broome  
 OLB Smylie Gebhart  
 ILB Buck Shiver  
 ILB Bill Flowers  
 CB Rick Lewis  
 CB Jeff Ford  
 SS Dave Beavin  
 FS Bubba Hoats  
 P Chip Pallman

**1971****OFFENSE**

SE Jim Owings  
 LT Glenn Costello  
 LG Al Hutko  
 C John Callan  
 RG Scott Engel  
 RT Rick Lantz  
 TE Mike Oven  
 QB Eddie McAshan  
 FB Rob Healy

TB Greg Horne  
 FL Brent Cunningham  
 K Bobby Thigpen

**DEFENSE**

OLB Randy Duckworth  
 DL Joe Gaston  
 DL Stan Beavers  
 LB Brad Bourne  
 OLB Smylie Gebhart  
 ILB Gary Carden  
 ILB Bruce Elliott  
 CB Mike McKenzie  
 CB Jeff Ford  
 SS Dave Beavin  
 FS Gary Faulkner  
 P Dick Bowley

**1972****OFFENSE**

SE Jimmy Robinson  
 LT Don Robinson  
 LG John Sargent  
 C Pete Geren  
 RG Glenn Costello  
 RT Rick Lantz  
 TE Mike Oven  
 QB Eddie McAshan  
 FB Rob Healy  
 TB Greg Horne  
 FL Jim Owings  
 K Bobby Thigpen

**DEFENSE**

OLB Beau Bruce  
 DE Joe Gaston  
 NG Steve Putnal  
 DE Tim Macy  
 OLB Brad Bourne  
 ILB Bruce Elliott  
 ILB Gary Carden  
 CB Mike McKenzie  
 CB Randy Rhino  
 SS Witt Wisman  
 FS Scott Bridge  
 P Dick Bowley

**1973****OFFENSE**

SE Jimmy Robinson  
 LT Scott BeVier  
 LG Don Robinson  
 C Rowland Bradford  
 RG Bill McLeod  
 RT Billy Shields  
 TE Mark Fields  
 QB Jim Stevens  
 FB Bruce Southall  
 TB Greg Horne  
 FL Jim Owings  
 K Cam Bonifay

**DEFENSE**

OLB Beau Bruce  
 DE Richard Gibney

NG Steve Putnal  
 DE Bobby Daffer  
 OLB Don Shank  
 ILB Joe Harris  
 ILB Stan Long  
 CB Mike McKenzie  
 CB Scott Bridge  
 SS Witt Wisman  
 FS Randy Rhino  
 P Dick Bowley

**1974****OFFENSE**

SE Jimmy Robinson  
 LT Jeff Urczyk  
 LG Mark Hunter  
 C Leo Tierney  
 RG Bill McLeod  
 RT Billy Shields  
 TE Steve Raible  
 QB Danny Myers  
 FB Pat Moriarty  
 TB David Sims  
 FL Adrian Rucker  
 K Danny Smith

**DEFENSE**

OLB Bruce Elliott  
 DE Red McDaniel  
 NG Bob Bowen  
 DE Rick Gibney  
 OLB Lucius Sanford  
 ILB Joe Harris  
 ILB Tony Daykin  
 CB Randy Rhino  
 CB Gil Kyle  
 SS Eddie Porter  
 FS Danny Rhino  
 P Mike Johnson

**1975****OFFENSE**

SE Elliott Price  
 LT Jeff Urczyk  
 LG Mark Hunter  
 C Leo Tierney  
 RG Alex Bryan  
 RT Bob Curley  
 TE Steve Raible  
 QB Danny Myers  
 FB Pat Moriarty  
 TB David Sims  
 FL Bucky Shamburger  
 K Don Bessillieu

**DEFENSE**

OLB Freeman Colbert  
 DE Red McDaniel  
 LB Lawton Hydrick  
 DE Rick Gibney  
 OLB Reggie Wilkes  
 ILB Bob Bowen  
 ILB Lucius Sanford  
 CB Danny Rhino  
 CB Gil Kyle



## STARTING LINEUPS

SS Tony Daykin  
 FS Don Bessillieu  
 P Harper Brown

**1976****OFFENSE**

SE John Steele  
 LT Roy Simmons  
 LG Randy Pass  
 C Leo Tierney  
 RG Elliott Price  
 RT Jay Garrett  
 TE Donnie Sewell  
 QB Gary Lanier  
 FB David Sims  
 TB Eddie Lee Ivery  
 FL Adrian Rucker  
 K Danny Smith

**DEFENSE**

OLB Reggie Wilkes  
 DE Mike Blanton  
 NG Mike Cutting  
 DE Bob Bowen  
 OLB Freeman Colbert  
 ILB Lucius Sanford  
 ILB Mackel Harris  
 CB Eddie Porter  
 CB Danny Rhino  
 SS Tony Daykin  
 FS Don Bessillieu  
 P Harper Brown

**1977****OFFENSE**

SE Drew Hill  
 LT Mike Taylor  
 LG Randy Pass  
 C Tom Daniel  
 RG Terrell Osborne  
 RT Kent Hill  
 TE Bruce Yeager  
 QB Gary Lanier  
 FB Rodney Lee  
 TB Eddie Lee Ivery  
 FL Bucky Shamburger  
 K Johnny Smith

**DEFENSE**

OLB Reggie Wilkes  
 DE Mike Blanton  
 NG Mike Cutting  
 DE Roy Simmons  
 OLB Freeman Colbert  
 ILB Lucius Sanford  
 ILB Mackel Harris  
 CB Jeff Shank  
 CB Donald Patterson  
 SS Lawrence Lowe  
 FS Don Bessillieu  
 P Ted Peebles

**1978****OFFENSE**

SE Drew Hill

LT Mike Taylor  
 LG Roy Simmons  
 C Scott Simons  
 RG Ben Utt  
 RT Kent Hill  
 TE Donnie Sewell  
 QB Mike Kelley  
 FB Rodney Lee  
 TB Eddie Lee Ivery  
 FL Bucky Shamburger  
 K Johnny Smith

**DEFENSE**

OLB Al Richardson  
 DE Mike Blanton  
 NG Ivey Stokes  
 DE Mark Bradley  
 OLB Mackel Harris  
 ILB Henry Johnson  
 ILB Mike Helm  
 CB Donald Patterson  
 CB Ken Taylor  
 SS Lawrence Lowe  
 FS Don Bessillieu  
 P Jeff Pierce

**1979****OFFENSE**

SE Kris Kentera  
 LT David Lutz  
 LG Clint Momon  
 C Scott Simons  
 RG Ben Utt  
 RT Tom Daniel  
 TE George Moore  
 QB Mike Kelley  
 FB Ronny Cone  
 TB Bo Thomas  
 FL Leon Chadwick  
 K Johnny Smith

**DEFENSE**

OLB Al Richardson  
 DE Rick Olive  
 NG Ivey Stokes  
 DE Lynwood Volley  
 OLB Lance Skelton  
 ILB Henry Johnson  
 ILB Bill Haley  
 CB Kevin Schmidt  
 CB Ken Taylor  
 SS Mark Sheffield  
 FS Lawrence Lowe  
 P Jeff Pierce

**1980****OFFENSE**

SE Marlon Heggs  
 LT Ellis Gardner  
 LG Ken Howell  
 C Mark Schultz  
 RG Ben Utt  
 RT David Lutz  
 TE Glenn Etheridge  
 QB Mike Kelley

FB Ronny Cone  
 TB Matt Bryant  
 FL Leon Chadwick  
 K Johnny Smith

**DEFENSE**

OLB Lance Skelton  
 DT Marvin Dyett  
 NG Mark Bradley  
 DT Lynwood Volley  
 OLB Robert Jaracz  
 ILB Duane Wood  
 ILB Steve Mooney  
 CB Ken Taylor  
 CB Ted Thurson  
 SS Mark Sheffield  
 FS Lawrence Lowe  
 P Jeff Pierce

**1981****OFFENSE**

SE Kenny Thompson  
 LT Ellis Gardner  
 LG Ken Howell  
 C Dean Waters  
 RG Derek Gwinn  
 RT David Lutz  
 TE Glenn Etheridge  
 QB Mike Kelley  
 FB Ronny Cone  
 TB Robert Lavette  
 FL Jeff Keisler  
 K Ron Rice

**DEFENSE**

OLB Lance Skelton  
 DT Marvin Dyett  
 NG Wally Cawthon  
 DT Mark Bradley  
 OLB Robert Jaracz  
 ILB Duane Wood  
 ILB Rob Horton  
 CB Paul Menegazzi  
 CB Ted Thurson  
 SS Mark Sheffield  
 FS Sammy Brown  
 P Jeff Pierce

**1982****OFFENSE**

SE Darrell Norton  
 LT Ellis Gardner  
 LG Ken Howell  
 C Dean Waters  
 RG Mark Schultz  
 RT David Lutz  
 TE Gary Wilkins  
 QB Jim Bob Taylor  
 FB Eddie Fortier  
 TB Robert Lavette  
 FL Jeff Keisler  
 K Ron Rice

**DEFENSE**

OLB Dante Jones

DT Marvin Dyett  
 NG Donnie Chisholm  
 DT Bobby Hodge  
 OLB Robert Jaracz  
 ILB Duane Wood  
 ILB Rob Horton  
 CB Mike Travis  
 CB Ted Thurson  
 SS Jack Westbrook  
 FS Sammy Brown  
 P Ron Rice

**1983****OFFENSE**

SE Darrell Norton  
 LT John Ivey Meyer  
 LG Derek Gwinn  
 C Dean Waters  
 RG Tony Kepano  
 RT John Davis  
 TE Ken Whisenhunt  
 QB John Dewberry  
 FB Ronny Cone  
 TB Robert Lavette  
 FL Darryl Wise  
 K Ron Rice

**DEFENSE**

OLB Pat Swilling  
 DT Bobby Hodge  
 NG Donnie Chisholm  
 DT Glenn Spencer  
 OLB Dante Jones  
 ILB Rob Horton  
 ILB Ted Roof  
 CB Mike Travis  
 CB Reginald Rutland  
 SS Jack Westbrook  
 FS Toby Lantz  
 P Ron Rice

**1984****OFFENSE**

SE Darrell Norton  
 LT John Ivey Meyer  
 LG John Thomas  
 C John Davis  
 RG Tony Kepano  
 RT Pete Blazek  
 TE Ken Whisenhunt  
 QB John Dewberry  
 FB Keith Glanton  
 TB Robert Lavette  
 FL Mike Harrington  
 K David Bell

**DEFENSE**

OLB Pat Swilling  
 DT Glenn Spencer  
 NG Donnie Chisholm  
 DT Ken Parker  
 OLB Dante Jones  
 ILB Ted Roof  
 ILB Jim Anderson  
 CB Mike Travis

CB Reginald Rutland  
 SS Cleve Pounds  
 FS Anthony Harrison  
 P Mike Snow

**1985****OFFENSE**

SE Gary Lee  
 LT John Ivey Meyer  
 LG John Thomas  
 C Andy Hearn  
 RG Sam Bracken  
 RT John Davis  
 TE Robert Massey  
 QB John Dewberry  
 FB Malcolm King  
 RB Cory Collier  
 FL Toby Pearson  
 K Thomas Palmer

**DEFENSE**

OLB Pat Swilling  
 DT Ken Parker  
 NG Ivey Lee  
 DT Mark Pike  
 BA Mark Hogan  
 ILB Ted Roof  
 ILB Jim Anderson  
 CB Reginald Rutland  
 CB Mike Travis  
 SS Cleve Pounds  
 FS Anthony Harrison  
 P Mike Snow

**1986****OFFENSE**

SE Gary Lee  
 LT Tyrone Sorrells  
 LG Dean Weaver  
 C John Davis  
 RG Eric Bearden  
 RT Mitch Waters  
 TE Robert Massey  
 QB Rick Strom  
 FB Malcolm King  
 RB Cory Collier  
 FL Toby Pearson  
 K David Bell

**DEFENSE**

OLB Paul Jurgensen  
 DT Kyle Ambrose  
 NG Travis Moody  
 DT Steve Mullen  
 OLB Willis Crockett  
 ILB Mark White  
 ILB Rod Stephens  
 CB Reginald Rutland  
 CB Cedric Stallworth  
 SS Andre Thomas  
 FS Anthony Harrison  
 P Sean McDevitt



1987

OFFENSE

SE Steve Davenport
LT Darryl Jenkins
LG Dean Weaver
C Eric Bearden
RG Joe Siffri
RT Jessie Marion
TE Robert Massey
QB Rick Strom
FB Malcolm King
RB Richard Hills
FL Greg Lester
K Thomas Palmer

DEFENSE

OLB Paul Jurgensen
DT Willie Burks
NG Ivery Lee
DT Sean Smith
OLB Willis Crockett
ILB Doug Sendobry
ILB Eric Thomas
CB Cedric Stallworth
CB Sammy Lilly
SS Jay Martin
FS Riccardo Ingram
P Sean McDevitt

1988

OFFENSE

SE Steve Davenport
LT Darryl Jenkins
LG Scott Beavers
C Eric Bearden
RG Joe Siffri
RT Jessie Marion
TE Alonzo Watson
QB Todd Rampley
FB Nate Kelsey
RB Jerry Mays
FL Greg Lester
K Thomas Palmer

DEFENSE

OLB Willis Crockett
DT Willie Burks
NG Jeff Mathis
DT Sean Smith
OLB George Malone
ILB Rod Stephens
ILB Eric Thomas
CB Cedric Stallworth
CB Kenneth Wilson
SS Andre Thomas
FS Ken Swilling
P Sean McDevitt

1989

OFFENSE

SE Emmett Merchant
LT Darryl Jenkins
LG Jim Lavin
C Billy Chubbbs
RG Joe Siffri

RT Jessie Marion
TE Tom Covington
QB Shawn Jones
FB Stefan Scottton
RB Jerry Mays
FL Scotty Barron
K Scott Sisson

DEFENSE

OLB Marco Coleman
DT Willie Burks
NG Jeff Mathis
DT Sean Smith
OLB Kevin Salisbury
ILB Eric Thomas
ILB Jerrelle Williams
CB Willie Clay
CB Kenneth Wilson
SS Thomas Balkcom
FS Ken Swilling
P Scott Aldredge

1990

OFFENSE

SE Emmett Merchant
LT Darryl Jenkins
LG Jim Lavin
C Billy Chubbbs
Veryl Miller
RG Joe Siffri
RT Mike Mooney
TE Tom Covington
QB Shawn Jones
FB Stefan Scottton
RB William Bell
FL Bobby Rodriguez
K Scott Sisson

DEFENSE

OLB Marco Coleman
DT Coleman Rudolph
NG Kevin Battle
DT Jeremiah McClary
OLB Marlon Williams
ILB Jerrelle Williams
ILB Calvin Tiggler
CB Keith Holmes
CB Willie Clay
SS Thomas Balkcom
FS Ken Swilling
P Scott Aldredge

1991

OFFENSE

SE Emmett Merchant
LT Mike Mooney
LG Kyle Frederick
C Billy Chubbbs
RG Scott Gold
RT Russell Freeman
TE Tom Covington
QB Shawn Jones
FB Rodney Wilkerson
TB Jimmy Lincoln
FL Greg Lester
K Scott Sisson

DEFENSE

OLB Marco Coleman
DT Coleman Rudolph
NG Kevin Battle
DT Richard Kimsey
OLB Marlon Williams
ILB Jerrelle Williams
ILB Erick Fry
CB Curley Day
CB Willie Clay
SS Ken Swilling
SS Ken Peoples
P Jason Bender

1992

OFFENSE

SE Jason McGill
LT Jim Kushon
LG Gary Brown
C Michael Cheever
RG Woodie Milam
RT Jason Dukes
TE Jeff Papushak
QB Shawn Jones
FB Michael Smith
TB Jimmy Lincoln
FL Bobby Rodriguez
K Scott Sisson

DEFENSE

OLB Tom Johnson
DT Coleman Rudolph
NG Kevin Battle
DT Richard Kimsey
OLB Marlon Williams
ILB Jamal Cox
ILB Rodney Wilkerson
CB Curley Day
CB Lethon Flowers
SS Kevin Peoples
FS Mike Williams
P Jason Bender

1993

OFFENSE

SE Omar Cassidy
LT Gary Brown
LG Brian Bravy
C Michael Cheever
RG Chuck Vernau
RT Yoel Molina
TE Jeff Papushak
QB Donnie Davis
FB Jeff Wright
TB Dorsey Levens
William Bell
FL Keenan Walker
K Tyler Jarrett

DEFENSE

OLB Tom Johnson
DT Bill Neuss
NG Bryan Baxter
DT Richard Kimsey
OLB Marlon Williams

ILB Jamal Cox
ILB Rodney Wilkerson
CB Marcus Coleman
CB Mike Williams
SS David Hendrix
FS Mike Dee
P Jason Bender

1994

OFFENSE

SE Charlie Simmons
LT Curtis McGee
LG Brian Bravy
C Michael Cheever
RG Chuck Vernau
RT Jason Dukes
TE Jeff Papushak
QB Tommy Luginbill
HB Derrick Steagall
TB C.J. Williams
FL Jason Bender
K Chris Leone

DEFENSE

OLB Ralph Hughes
DT Bill Neuss
NG Zach Piller
DT Several Players
OLB Don Hickson
ILB Jamal Cox
ILB Rodney Wilkerson
CB Nathan Perryman
CB Lethon Flowers
SS David Hendrix
FS Mike Dee
P Jason Bender

1995

OFFENSE

SE Cedric Zachery
LT Curtis McGee
LG Michael Minter
C Michael Cheever
RG Ken Celaj
RT Jason Dukes
TE Grant Baynham
QB Donnie Davis
FB Charles Wiley
TB C.J. Williams
FL Derrick Steagall
Harvey Middleton
K Dave Frakes

DEFENSE

DE Ralph Hughes
DT Derrick Shepard
NG Tony Robinson
DE Jesse Tarplin
OLB Delaunta Cameron
ILB Ron Rogers
ILB Keith Brooking
CB Jerry Caldwell
CB Jason Bostic
SS Travares Tillman
FS Brian Wilkins
P Rodney Williams

P Rodney Williams
Keith Weaver

1996

OFFENSE

SE Harvey Middleton
LT Curtis McGee
LG Michael Minter
C Craig Page
RG Ken Celaj
RT Steve Jackson
TE Grant Baynham
QB Joe Hamilton
FB Charles Wiley (inj.)
TB C.J. Williams
FL Mike Sheridan
K Brad Chambers
Dave Frakes

DEFENSE

DE Ralph Hughes
DT Derrick Shepard
NG Patrick Bradford
DE Jermaine Miles
OLB Jimmy Clements
ILB Ron Rogers
ILB Keith Brooking
CB Nathan Perryman
CB Jason Bostic
SS Mike Dee
FS Brian Wilkins
P Rodney Williams

1997

OFFENSE

SE Harvey Middleton
LT Ken Celaj
LG Jason Burks
C Craig Page
RG Brent Key
RT Chris Brown
TE Mike Lillie
QB Joe Hamilton
FB Ed Wilder
TB Charles Wiley
FL Derrick Steagall
K Dave Frakes

DEFENSE

DE Ralph Hughes
DT Derrick Shepard
NG Tony Robinson
Dan Witherspoon
DE Jesse Tarplin
OLB Delaunta Cameron
ILB Ron Rogers
ILB Keith Brooking
CB Jerry Caldwell
CB Jason Bostic
SS Travares Tillman
FS Brian Wilkins
P Rodney Williams





## STARTING LINEUPS

**1998****OFFENSE**

SE Dez White  
 LT Chris Brown  
 LG Noah King  
 C Craig Page  
 RG Brent Key  
 RT Jon Carman  
 TE Russell Matvay  
 QB Joe Hamilton  
 FB Ed Wilder  
 TB Charles Wiley (inj.)  
 Joe Burns  
 FL Charlie Rogers  
 K Brad Chambers

**DEFENSE**

DE Nate Stimson  
 DT Merrix Watson  
 DT Tony Robinson  
 Guenter Kryszon  
 DE Jesse Tarplin  
 LB Delaunta Cameron  
 LB Matt Miller  
 LB Chris Edwards  
 CB Jamar Clark  
 CB Jason Bostic  
 SS Jerry Caldwell  
 FS Travares Tillman  
 P Rodney Williams

**1999****OFFENSE**

SE Dez White  
 LT Chris Brown  
 LG Jason Burks  
 C Noah King  
 RG Brent Key  
 RT Jon Carman  
 TE Conrad Andrzejewski  
 QB Joe Hamilton  
 FB Ed Wilder  
 TB Sean Gregory  
 (Joe Burns, inj.)  
 (Phillip Rogers, inj.)  
 FL Kelly Campbell  
 K Luke Manget

**DEFENSE**

DE Felipe Claybrooks  
 DT Merrix Watson  
 DT Guenter Kryszon  
 DE Greg Gathers  
 LB Ricardo Wimbush  
 LB Ross Mitchell  
 (Matt Uremovich, inj.)  
 LB Chris Edwards  
 CB Jamar Clark  
 Marvious Hester  
 CB Travares Tillman  
 SS Chris Young  
 FS Jeremy Muiyres  
 P Dan Dyke

**2000****OFFENSE**

WR Jon Muiyres  
 LT Chris Brown  
 LG Raymond Roberts-Blake  
 C David Schmidgall  
 RG Brent Key  
 RT John Bennett  
 TE Russell Matvay  
 QB George Godsey  
 FB Ed Wilder  
 TB Joe Burns  
 WR Kelly Campbell  
 K Luke Manget

**DEFENSE**

DE Nick Rogers  
 DT Merrix Watson  
 DT Tony Robinson  
 DE Greg Gathers  
 LB Ricardo Wimbush  
 LB Daryl Smith  
 LB Ather Brown  
 CB Jamar Clark  
 CB Chris Young  
 Jonathan Cox  
 SS Cory Collins  
 Chris Young  
 FS Jeremy Muiyres  
 P Dan Dyke

**2001****OFFENSE**

WR Jonathan Smith  
 LT Nat Dorsey  
 LG Leon Robinson  
 C David Schmidgall  
 RG Hugh Reilly  
 RT Jason Kemble  
 TE Russell Matvay  
 QB George Godsey  
 WR Will Glover  
 TB Joe Burns  
 WR Kelly Campbell  
 K Luke Manget

**DEFENSE**

DE Nick Rogers  
 DT Alfred Malone  
 DT Gary Johnson  
 DE Greg Gathers  
 LB Ricardo Wimbush  
 LB Daryl Smith  
 LB Keyaron Fox  
 CB Marvious Hester  
 CB Chris Young  
 SS Cory Collins  
 FS Jeremy Muiyres  
 P Dan Dyke

**2002****OFFENSE**

WR Jonathan Smith  
 LT Nat Dorsey  
 LG Leon Robinson

C Hugh Reilly  
 RG Raymond Roberts-Blake  
 RT Kyle Wallace  
 TE Will Heller  
 QB A.J. Suggs  
 TB Tony Hollings (inj.)  
 Gordon Clinkscale  
 WR Will Glover  
 WR Kerry Watkins  
 K Luke Manget

**DEFENSE**

DE Tony Hargrove  
 DT Alfred Malone  
 DT Travis Parker  
 DE Eric Henderson  
 (Greg Gathers, inj.)  
 LB Ricardo Wimbush  
 LB Daryl Smith  
 LB Keyaron Fox  
 CB Marvious Hester  
 CB Jonathan Cox  
 SS Cory Collins  
 FS Jeremy Muiyres  
 P Dan Dyke  
 Chris Morehouse

**2003****OFFENSE**

WR Jonathan Smith  
 LT Nat Dorsey  
 LG Andy Tidwell-Neal  
 C Hugh Reilly  
 RG Brad Honeycutt  
 RT Kyle Wallace  
 TE John Paul Foschi  
 QB Reggie Ball  
 TB P.J. Daniels  
 FB Jimmy Dixon  
 WR Nate Curry  
 K Dan Burnett

**DEFENSE**

DE Gerris Wilkinson  
 DT Mansfield Wrotto  
 DT Travis Parker  
 DE Eric Henderson  
 LB Ather Brown  
 LB Daryl Smith  
 LB Keyaron Fox  
 CB Reuben Houston  
 CB Jonathan Cox  
 SS Dawan Landry  
 FS James Butler  
 P Hal Higgins  
 Andy Thomson

**2004****OFFENSE**

WR Calvin Johnson  
 LT Leon Robinson  
 LG Brad Brezina (inj.)  
 Matt Rhodes  
 C Andy Tidwell-Neal  
 RG Brad Honeycutt

RT Kyle Wallace  
 TE Darius Williams  
 QB Reggie Ball  
 TB P.J. Daniels  
 FB Jimmy Dixon  
 WR Nate Curry  
 K Travis Bell

**DEFENSE**

DE Travis Parker  
 DT Mansfield Wrotto  
 DT Joe Anoai  
 DE Eric Henderson  
 LB Chris Reis  
 LB Gerris Wilkinson  
 LB KaMichael Hall  
 CB Reuben Houston  
 CB Kenny Scott  
 SS Dawan Landry  
 FS James Butler  
 P Ben Arndt

**2005****OFFENSE**

WR Calvin Johnson  
 LT Andrew Gardner  
 LG Matt Rhodes  
 C Kevin Tuminello  
 RG Nate McManus  
 RT Brad Honeycutt  
 TE Mike Matthews  
 George Cooper  
 QB Reggie Ball  
 TB P.J. Daniels  
 FB Mike Cox  
 WR Demarius Bilbo  
 K Travis Bell

**DEFENSE**

DE Adamm Oliver  
 DT Mansfield Wrotto  
 DT Joe Anoai  
 DE Eric Henderson  
 LB Philip Wheeler  
 LB Gerris Wilkinson  
 LB KaMichael Hall  
 CB Dennis Davis  
 CB Kenny Scott  
 SS Chris Reis  
 FS Dawan Landry  
 P Ben Arndt

**2006****OFFENSE**

WR Calvin Johnson  
 LT Andrew Gardner  
 LG Matt Rhodes  
 C Kevin Tuminello  
 RG Nate McManus  
 RT Mansfield Wrotto  
 TE Mike Matthews  
 George Cooper  
 QB Reggie Ball  
 TB Tashard Choice  
 FB Mike Cox

WR James Johnson  
 K Travis Bell

**DEFENSE**

DE Adamm Oliver  
 DT Darryl Richard  
 DT Joe Anoai  
 DE Darrell Robertson  
 LB Gary Guyton  
 LB Philip Wheeler  
 LB KaMichael Hall  
 CB Avery Robertson  
 CB Kenny Scott  
 SS Jamal Lewis  
 FS Djay Jones  
 P Durant Brooks

**2007****OFFENSE**

WR Greg Smith  
 LT Andrew Gardner  
 LG Dan Voss  
 C Kevin Tuminello  
 RG Matt Rhodes  
 RT A.J. Smith  
 Cord Howard  
 TE Colin Peek  
 QB Taylor Bennett  
 TB Tashard Choice  
 FB Mike Cox  
 WR James Johnson  
 K Travis Bell

**DEFENSE**

DE Adamm Oliver  
 DT Darryl Richard  
 DT Vance Walker  
 DE Darrell Robertson  
 LB Philip Wheeler  
 LB Shane Bowen  
 CB Avery Robertson  
 CB Jahl Word-Daniels  
 SS Jamal Lewis  
 FS Djay Jones  
 P Durant Brooks

**2008****OFFENSE**

WR Demarius Thomas  
 LT Andrew Gardner  
 LG Nick Claytor  
 C Dan Voss  
 RG Joseph Gilbert  
 RT David Brown  
 Austin Barrick  
 QB Joshua Nesbitt  
 BB Jonathan Dwyer  
 AB Lucas Cox  
 AB Roddy Jones  
 WR Tyler Melton  
 K Scott Blair



**DEFENSE**

DE Michael Johnson  
DT Darryl Richard  
DT Vance Walker  
DE Derrick Morgan  
LB Anthony Barnes  
Tony Clark  
LB Kyle Jackson  
LB Sedric Griffin  
CB Mario Butler  
CB Jahi Word-Daniels  
SS Dominique Reese  
FS Morgan Burnett  
P Scott Blair

**2009**

**OFFENSE**

WR Demaryius Thomas  
LT Austin Barrick  
LG Cord Howard  
C Sean Bedford  
RG Joseph Gilbert  
RT Brad Sellers  
QB Joshua Nesbitt  
BB Jonathan Dwyer  
AB Anthony Allen  
AB Roddy Jones  
WR Tyler Melton  
K Scott Blair

**DEFENSE**

DE Anthony Egbuniwe  
DT Logan Walls  
DT Ben Anderson  
DE Derrick Morgan  
LB Steven Sylvester  
LB Brad Jefferson  
LB Sedric Griffin  
CB Mario Butler  
CB Jerrard Tarrant  
SS Mario Edwards  
FS Morgan Burnett  
P Chandler Anderson

**2010**

**OFFENSE**

WR Stephen Hill  
LT Nick Claytor  
LG Will Jackson  
C Sean Bedford  
RG Omoregie Uzzi  
RT Phil Smith  
QB Joshua Nesbitt  
BB Anthony Allen  
AB Orwin Smith  
AB Roddy Jones  
WR Kevin Cone  
K Scott Blair

**DEFENSE**

DE Izaan Cross  
DT Logan Walls  
DE Jason Peters  
OLB Steven Sylvester  
ILB Brad Jefferson

ILB Julian Burnett  
OLB Anthony Egbuniwe  
CB Mario Butler  
CB Dominique Reese  
S Mario Edwards  
S Jerrard Tarrant  
P Sean Poole

**2011**

**OFFENSE**

WR Stephen Hill  
LT Ray Beno  
LG Will Jackson  
C Jay Finch  
RG Omoregie Uzzi  
RT Phil Smith  
QB Tevin Washington  
BB David Sims  
AB Orwin Smith  
AB Roddy Jones  
WR Tyler Melton  
K Justin Moore

**DEFENSE**

DE Izaan Cross  
DT Logan Walls  
DE Jason Peters  
OLB Steven Sylvester  
ILB Quayshawn Nealy  
ILB Julian Burnett  
OLB Jermiah Attaochu  
CB Louis Young  
CB Rod Sweeting  
S Isaiah Johnson  
S Rashaad Reid  
P Sean Poole

**2012**

**OFFENSE**

WR Darren Waller  
LT Ray Beno  
LG Shaq Mason  
C Jay Finch  
RG Omoregie Uzzi  
RT Will Jackson  
Morgan Bailey  
WR Jeff Greene  
QB Tevin Washington  
BB David Sims  
AB Orwin Smith  
AB Robert Godhigh  
K David Scully  
Chris Tanner

**DEFENSE**

DE Izaan Cross  
DT T.J. Barnes  
DE Emmanuel Dieke  
OLB Jeremiah Attaochu  
ILB Quayshan Nealy  
ILB Jabari Hunt-Days  
OLB Brandon Watts  
CB Rod Sweeting  
CB Louis Young  
S Jemea Thomas

S Isaiah Johnson  
P Sean Poole

**2013**

**OFFENSE**

WR DeAndre Smelter  
LT Will Jackson  
LG Trey Braun  
C Jay Finch  
RG Shaq Mason  
RT Bryan Chamberlain  
WR Micheal Summers  
QB Vad Lee  
BB David Sims  
AB Synjyn Days  
AB Robert Godhigh  
K Harrison Butker

**DEFENSE**

DE Jeremiah Attaochu  
DT Adam Gotsis  
DT Euclid Cummings  
DE Emmanuel Dieke  
OLB Quayshawn Nealy  
ILB Jabari Hunt-Days  
OLB Brandon Watts  
CB D.J. White  
CB Louis Young  
S Jemea Thomas  
S Demond Smith  
P Sean Poole

**2014**

**OFFENSE**

QB Justin Thomas  
AB Tony Zenon  
AB Charles Perkins  
BB Zach Laskey  
Synjyn Days  
WR DeAndre Smelter  
WR Darren Waller  
Michael Summers  
LT Bryan Chamberlain  
LG Trey Braun  
C Freddie Burden  
RG Shaquille Mason  
RT Chris Griffin  
Errin Joe  
K Harrison Butker

**DEFENSE**

DE KeShun Freeman  
DT Adam Gotsis  
NT Shawn Green  
DE Rod Rook-Chungong  
LB Demond Smith  
Tyler Marcordes  
LB Quayshawn Nealy  
LB P.J. Davis  
CB Chris Milton  
SS Isaiah Johnson  
FS Jamal Golden  
CB D.J. White  
P Ryan Rodwell

**2015**

**OFFENSE**

QB Justin Thomas  
AB Isiah Willis  
AB Clinton Lynch  
BB Patrick Skov  
Marcus Marshall  
WR Ricky Jeune  
WR Brad Stewart  
LT Bryan Chamberlain  
Trey Klock  
LG Trey Braun  
C Freddie Burden  
RG Shamire Devine  
RT Errin Joe  
Will Bryan  
K Harrison Butker

**DEFENSE**

DE KeShun Freeman  
DT Adam Gotsis  
NT Patrick Gamble  
DE Rod Rook-Chungong  
LB Tyler Marcordes  
LB P.J. Davis  
NB Lawrence Austin  
CB Chris Milton  
SS Jamal Golden  
FS Demond Smith  
CB D.J. White  
P Ryan Rodwell

**2016**

**OFFENSE**

QB Justin Thomas  
AB J.J. Green  
AB Clinton Lynch  
BB Dedrick Mills  
LT Eason Fromayan  
LG Parker Braun  
C Freddie Burden  
RG Will Bryan  
RT Andrew Marshall  
WR Ricky Jeune  
WR Brad Stewart  
PK Harrison Butker

**DEFENSE**

DE KeShun Freeman  
DT Patrick Gamble  
DE Kyle Cerge-Henderson  
DE Rod Rook-Chungong  
LB Brant Mitchell  
LB P.J. Davis  
SS A.J. Gray  
FS Corey Griffin  
NB Lawrence Austin  
CB Lance Austin  
CB Step Durham  
P Ryan Rodwell

**2017**

**OFFENSE**

QB TaQuon Marshall  
AB Qua Searcy

AB Clinton Lynch  
BB KirVonte Benson  
LT Jahaziel Lee  
LG Parker Braun  
C Kenny Cooper  
RG Shamire Devine  
RT Jake Stickler  
WR Ricky Jeune  
WR Brad Stewart  
PK Brenton King

**DEFENSE**

DE KeShun Freeman  
DT Brentavious Glanton  
DT Desmond Branch  
DE Anree Saint-Amour  
LB Brant Mitchell  
LB Victor Alexander  
SS Corey Griffin  
FS A.J. Gray  
NB Lawrence Austin  
CB Lance Austin  
CB Step Durham  
P Pressley Harvin III

**2018**

**OFFENSE**

QB TaQuon Marshall  
AB Qua Searcy  
AB Clinton Lynch  
BB Jordan Mason  
LT Zach Quinney  
LG Parker Braun  
C Kenny Cooper  
RG Connor Hansen  
RT Andrew Marshall  
WR Jalen Camp  
WR Brad Stewart  
PK Wesley Wells

**DEFENSE**

DE Desmond Branch  
DT Kyle Cerge-Henderson  
DE Anree Saint-Amour  
LB Brant Mitchell  
LB Victor Alexander  
LB David Curry  
SS Jalen Johnson  
SS Tariq Carpenter  
FS Malik Rivera  
CB Jaylin Askew  
CB Tre Swilling  
P Pressley Harvin III

**2019**

**OFFENSE**

QB James Graham  
RB Jordan Mason  
WR Adonias Sanders  
WR Ahmarea Brown  
TE Tyler Davis  
LT Zach Quinney  
LG Jack DeFoor  
C William Lay III  
RG Mikey Minihan



## STARTING LINEUPS

RT	Jared Southers	S	Juanyeh Thomas
		NIC	Wesley Walker
		CB	Tre Swilling
		CB	Zamari Walton

**DEFENSE**

DE	Kelton Dawson
DE	Antwan Owens
DT	T.K. Chimedza
DT	Chris Martin
LB	David Curry
LB	Charlie Thomas
S	Juanyeh Thomas
S	Tariq Carpenter
CB	Tre Swilling
CB	Zamari Walton
NIC	Christian Campbell
P	Pressley Harvin III

**2020****OFFENSE**

QB	Jeff Sims
RB	Jahmyr Gibbs
WR	Jalen Camp
WR	Malachi Carter
WR	Ahmarean Brown
TE	Dylan Deveney
LT	Zach Quinney
LG	Jack DeFoor
C	Mikey Minihan
RG	Ryan Johnson
RT	Jordan Williams

**DEFENSE**

DE	Jordan Domineck
DT	Djimon Brooks
DT	Mike Lockhart
DE	Kyle Kennard
LB	David Curry
LB	Quez Jackson
S	Tariq Carpenter
S	Juanyeh Thomas
NIC	Wesley Walker
CB	Tre Swilling
CB	Zamari Walton

**2021****OFFENSE**

LT	Devin Cochran
LG	Paula Vaipulu
C	Mikey Minihan
RG	Ryan Johnson
RT	Jordan Williams
TE	Dylan Leonard
WR	Malachi Carter
WR	Kyric McGowan
WR	Adonicas Sanders
RB	Jahmyr Gibbs
QB	Jeff Sims

**DEFENSE**

DE	Jordan Domineck
DT	Djimon Brooks
DE	Jared Ivey
LB	Ayinde Eley
LB	Quez Jackson
LB	Charlie Thomas
S	Tariq Carpenter

**BOBBY DODD STADIUM AT HISTORIC GRANT FIELD**

<b>First Game</b> .....	Sept. 27, 1913 as Grant Field
<b>Capacity</b> .....	55,000
<b>All-Time Record</b> .....	478-208-21 (.697)
<b>Total Games Played</b> .....	707
<b>Longest Win Streak</b> .....	23 games (1915-19)
<b>Longest Win Streak (since 1950)</b> .....	17 games (1951-54, 1989-91)
<b>Longest Unbeaten Streak</b> .....	37 games (1914-19)
<b>Longest Unbeaten Streak (since 1950)</b> .....	22 games (1950-54)

**Record by Decade:**

DECADE	G	RECORD	PCT
1913-1919 .....	51	44-5-2 .....	.882
1920-1929 .....	74	56-12-6 .....	.797
1930-1939 .....	65	33-28-4 .....	.538
1940-1949 .....	67	51-16-0 .....	.761
1950-1959 .....	63	45-14-4 .....	.746
1960-1969 .....	61	44-16-1 .....	.730
1970-1979 .....	70	47-21-2 .....	.686
1980-1989 .....	62	30-30-2 .....	.500
1990-1999 .....	59	40-19-0 .....	.678
2000-2009 .....	63	44-19-0 .....	.698
2010-2019 .....	66	42-24-0 .....	.636
2020-Pres.....	13	4-9-0 .....	.308

**NATION'S OLDEST FOOTBALL STADIUMS (FBS ONLY)**

<b>Georgia Tech</b> .....	<b>Bobby Dodd Stadium at Grant Field</b> .....	<b>1913</b>
Mississippi State .....	Scott Field .....	1915
Cincinnati .....	Nippert Stadium .....	1916
Wisconsin .....	Camp Randall.....	1917
Washington.....	Husky Stadium .....	1920

**NATION'S OLDEST FOOTBALL STADIUMS (ALL)**

Penn.....	Franklin Field .....	1895
Harvard.....	Harvard Stadium .....	1903
<b>Georgia Tech</b> .....	<b>Bobby Dodd Stadium at Grant Field</b> .....	<b>1913</b>
Yale.....	Yale Bowl.....	1914
Mississippi State .....	Scott Field .....	1915

**MILESTONE GAMES**

	Date	Opponent	Result
<b>First Game</b> .....	Sept. 27, 1913.....	Ft. McPherson.....	W, 19-0
<b>First Game vs. Georgia</b> .....	Nov. 15, 1913.....	Georgia .....	L, 0-14
<b>First Win vs. Georgia</b> .....	Nov. 13, 1914.....	Georgia .....	W, 7-0
<b>First Thanksgiving Day Game</b> .....	Nov. 27, 1913.....	Clemson.....	W, 34-0
<b>First Game Under Coach Alexander</b> .....	Sept. 25, 1920.....	Wake Forest.....	W, 44-0
<b>100th Win</b> .....	Nov. 28, 1929.....	Auburn.....	W, 19-16
<b>First SEC Game</b> .....	Oct. 14, 1933.....	Auburn.....	W, 16-6
<b>First Night Game</b> .....	Sept. 26, 1936.....	Presbyterian.....	W, 55-0
<b>First Game vs. Ranked Opponent</b> .....	Nov. 7, 1936.....	Auburn (No. 20) .....	L, 12-13
<b>First Game Under Coach Dodd</b> .....	Oct. 6, 1945.....	Notre Dame.....	L, 7-40
<b>First Win Under Coach Dodd</b> .....	Oct. 13, 1945.....	Howard (now Samford).....	W, 43-0
<b>First Televised Game</b> .....	Oct. 2, 1948.....	Tulane .....	W, 13-7
<b>200th Win</b> .....	Nov. 8, 1952.....	Army .....	W, 45-6
<b>First Game Televised By NBC</b> .....	Sept. 17, 1955.....	Miami .....	W, 14-6
<b>First Game As An Independent</b> .....	Sept. 19, 1964.....	Vanderbilt .....	W, 14-2
<b>Last Game Under Coach Dodd</b> .....	Nov. 12, 1966.....	Penn State.....	W, 21-0
<b>300th Win</b> .....	Sept. 20, 1975.....	Miami .....	W, 38-23
<b>First ACC Game</b> .....	Nov. 3, 1979.....	Duke.....	W, 24-14
<b>First Game Televised By TBS</b> .....	Nov. 3, 1983.....	Virginia.....	W, 31-27
<b>First Game Televised By ESPN</b> .....	Sept. 29, 1984.....	Clemson.....	W, 28-21
<b>First Game Televised By Raycom</b> .....	Oct. 6, 1984.....	NC State .....	L, 22-27
<b>First Game Televised By CBS</b> .....	Oct. 19, 1985.....	Auburn.....	L, 14-17
<b>First ESPN Thursday Night Game</b> .....	Sept. 19, 1991.....	Virginia.....	W, 24-21
<b>400th Win</b> .....	Aug. 31, 2002.....	Vanderbilt .....	W, 45-3

## BOBBY DODD STADIUM/GRANT FIELD CAPACITY OVER THE YEARS

1913-1918	7,000	1967-1985	58,121
1919-1924	25,000	1986-1988	46,000
1925-1946	30,000	1989-2002	43,719
1947-1961	44,000	2003-present	55,000
1962-1966	53,300		

## YEAR-BY-YEAR ATTENDANCE

YEAR	G	W-L-T	AVERAGE	YEAR	G	W-L-T	AVERAGE
1949	7	6-1-0	32,500	1986	6	4-1-1	32,200
1950	7	3-4-0	27,858	1987	6	2-4-0	34,899
1951	7	6-0-1	29,858	1988	6	3-3-0	36,180
1952	8	8-0-0	31,748	1989	7	6-1-0	34,352
1953	6	6-0-0	35,750	1990	6	6-0-0	42,014
1954	7	5-2-0	34,286	1991	6	5-1-0	42,327
1955	7	5-1-1	37,250	1992	6	4-2-0	43,178
1956	5	4-1-0	39,600	1993	6	3-3-0	41,354
1957	6	2-2-2	39,834	1994	6	1-5-0	40,751
1958	6	4-1-1	42,883	1995	6	4-2-0	41,237
1959	5	2-3-0	43,940	1996	6	4-2-0	44,855
1960	5	4-1-0	43,492	1997	5	3-2-0	43,176
1961	5	5-0-0	44,986	1998	6	4-2-0	40,471
1962	6	4-1-1	49,375	1999	6	6-0-0	45,737
1963	6	5-1-0	46,522	2000	6	5-1-0	42,671
1964	7	5-2-0	48,062	2001	6	3-3-0	41,686
1965	7	5-2-0	47,375	2002	6	4-2-0	43,156
1966	7	7-0-0	44,578	2003	6	4-2-0	52,862
1967	6	3-3-0	56,386	2004	6	3-3-0	46,817
1968	6	3-3-0	47,213	2005	6	4-2-0	51,607
1969	7	4-3-0	48,059	2006	7	6-1-0	50,617
1970	7	6-1-0	48,250	2007	7	4-3-0	50,279
1971	8	5-3-0	50,038	2008	7	6-1-0	47,489
1972	7	5-1-1	45,029	2009	6	5-1-0	51,584
1973	7	4-3-0	51,583	2010	6	4-2-0	46,449
1974	7	5-2-0	40,472	2011	7	5-2-0	48,232
1975	8	6-2-0	43,475	2012	7	4-3-0	43,955
1976	7	3-3-1	43,047	2013	7	5-2-0	49,077
1977	7	4-3-0	44,836	2014	6	5-1-0	48,519
1978	7	5-2-0	34,200	2015	7	3-4-0	50,707
1979	7	4-3-0	36,374	2016	7	5-2-0	47,503
1980	6	1-4-1	34,555	2017	6	5-1-0	46,885
1981	6	0-6-0	38,456	2018	6	4-2-0	43,087
1982	5	3-2-0	36,687	2019	7	2-5-0	44,599
1983	6	2-4-0	36,817	2020	6	2-4-0	11,000*
1984	6	4-2-0	43,381	2021	7	2-5-0	37,733
1985	7	5-2-0	40,210				

## LARGEST CROWDS

### ALL-TIME

ATT	OPPONENT, DATE
1. 60,316	Georgia, Dec. 1 1973
2. 60,204	Auburn, Oct. 16, 1971
3. 60,124	Georgia, Nov. 25, 1971
4. 60,106	Georgia, Nov. 29, 1969
5. 60,104	Georgia, Nov. 26, 1977

### POST-RENOVATION (2003-PRES., CAPACITY: 55,000)

ATT	OPPONENT, DATE
1. 56,680	Notre Dame, Sept. 2, 2006
2. 56,412	Georgia, Nov. 26, 2005
3. 55,646	Clemson, Oct. 29, 2011
4. 55,407	Georgia, Nov. 28, 2009
5. 55,320	Miami, Oct. 28, 2006
6. 55,000	Eight times, most recent: Georgia, Nov. 30, 2019

\*Capacity was limited to 11,000 due to Covid-19 pandemic

## RECENT/UPCOMING RENOVATIONS



**New \$4 million locker room; completed July 2018**

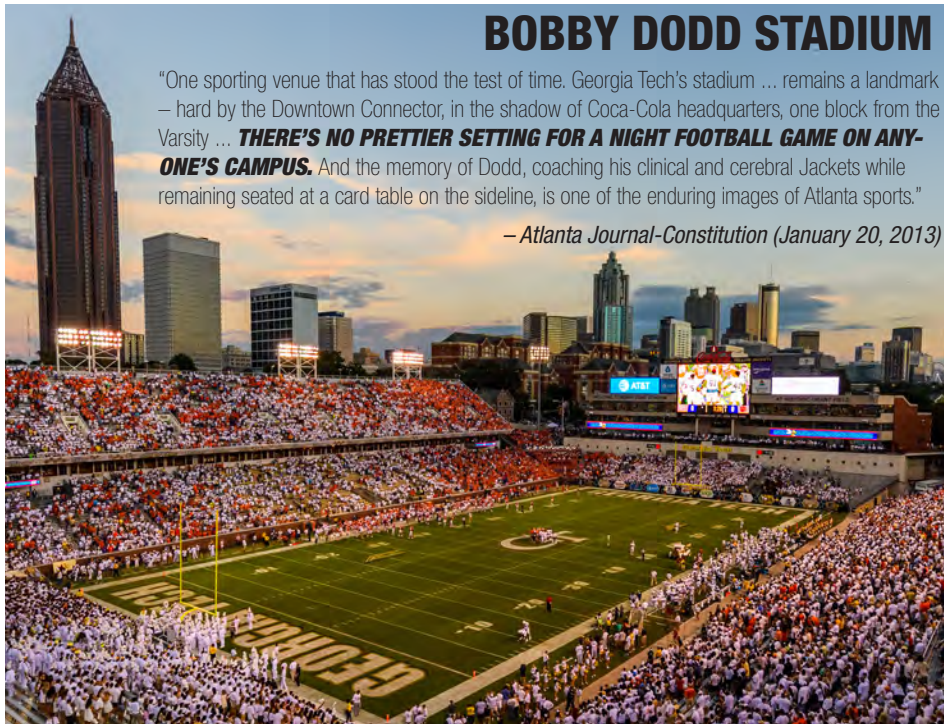


**Student-Athlete Performance Center: Coming Soon!**

# BOBBY DODD STADIUM

“One sporting venue that has stood the test of time. Georgia Tech’s stadium ... remains a landmark – hard by the Downtown Connector, in the shadow of Coca-Cola headquarters, one block from the Varsity ... **THERE’S NO PRETTIER SETTING FOR A NIGHT FOOTBALL GAME ON ANY-ONE’S CAMPUS.** And the memory of Dodd, coaching his clinical and cerebral Jackets while remaining seated at a card table on the sideline, is one of the enduring images of Atlanta sports.”

– Atlanta Journal-Constitution (January 20, 2013)



## BOBBY DODD STADIUM THROUGH THE YEARS



1913



1958



2006



1925



1985



TODAY



1948



1992