

OFFICIAL | 2012



GUIDE




PGATOUR.COM



Contents

PGA TOUR General Information	2
Player Biographies	40
Tournaments Summaries/History	615
All-Time Records and Statistics	826
Miscellaneous	894



At the TOUR Championship by Coca-Cola, **Bill Haas** made a clean sweep in Atlanta, capturing both the tournament title and the FedExCup.

Fact Sheet



Name: PGATOUR

Web site: PGATOUR.COM

Commissioner: Tim Finchem (since June 1, 1994)

Headquarters:
112 PGATOUR Boulevard
Ponte Vedra Beach, FL 32082
Phone: 904-285-3700

Overview:

The PGATOUR is a tax-exempt membership organization of professional golfers. The 2011 season-long FedExCup competition began at the Hyundai Tournament of Champions and culminated with Bill Haas claiming the 2011 FedExCup Trophy at East Lake Golf Club in Atlanta. The four-week PGATOUR Playoffs for the FedExCup saw Dustin Johnson win The Barclays, with Webb Simpson capturing his second event in three weeks at the Deutsche Bank Championship. Justin Rose won the penultimate Playoff event, the BMW Championship, with Bill Haas winning the TOUR Championship by Coca-Cola in a dramatic playoff over Hunter Mahan to earn the FedExCup trophy.

The mission of the PGATOUR is to expand domestically and internationally so as to substantially increase player financial benefits while maintaining its commitment to growth in charity and the integrity of the game. In addition to providing competitive opportunities for its membership, PGATOUR events also generate revenue for charitable causes in their communities. In 2011, the PGATOUR gave more than \$118 million to charity.

2012 Schedule (45 official events):

1. FedExCup Regular Season – 37 events
2. PGA TOUR Playoffs – 4 events
3. Fall Series – 4 events

The TOUR plays in 20 states plus Canada, Mexico, England, Puerto Rico, China and Malaysia.

Major Championships (4):

Masters Tournament, British Open, U.S. Open, PGA Championship

Prize Money:

Approximately \$279 million – 45 Official Events

Bonus Money for the FedExCup:

\$10 million for first place, \$3 million for second, \$2 million for third, \$1.5 million for fourth and \$1 million for fifth.

Charity:

PGA TOUR, Champions Tour and Nationwide Tour events have donated more than \$1.7 billion to charity since 1938. The PGA TOUR reached the \$1-billion milestone at the 2005 Chrysler Championship. Whereas the first billion was reached after 67 years, the second billion is expected to be achieved within the next five years.

Eligibility:

Each PGA TOUR player has earned a position on the priority-ranking system that will be used to select full-field open tournaments. The complete priority ranking system, in order of priority, can be found in the Priority Rankings under the Players tab.

Membership:

PGA TOUR members hail from around the globe. In 2012, there are 76 active international players with full or partial TOUR exemptions from 21 countries.

Television:

Network	Early Round	Third and/or Final Round	Four-Day Coverage
CBS	--	20	--
NBC	--	10	--
GOLF	30	--	11
TOTALS	30	30	11

Notes:

Includes 41 official PGATOUR events (does not include the four majors). In addition to the United States, the majority of TOUR events are seen in the United Kingdom and continental Europe, Latin America, Canada, the Middle East, Africa, Japan, Australia and Pan-Asia. The events are aired live, tape-delayed or in a highlights-package format. Includes 600 million households and 225 countries and territories 30 languages.

Awards:

The PGATOUR presents the following awards:

- FedExCup Champion
- PGATOUR Player of the Year/Jack Nicklaus Trophy
- Arnold Palmer Award (leading money-winner)
- Byron Nelson Trophy (adjusted scoring average)
- PGATOUR Rookie of the Year
- PGATOUR Comeback Player of the Year (not annually)
- PGATOUR Lifetime Achievement Award (not annually)

In addition, the TOUR recognizes its Player of the Month (January through November).

PGA TOUR Communications Contacts (904 area code):

Ty Votaw	Executive Vice President, Communications and International Affairs	280-4774
Ana Leaird	Senior Vice President, Communications	273-3681
Tom Alter	Vice President, Communications	280-2480
James Cramer	Vice President, Communications	273-3293
Ken Lovell	Vice President, Media Development	273-3385

Laura Hill	Senior Director, Communications	273-7655
Joel Schuchmann	Director, Communications, PGA TOUR	280-4707
Jeff Adams	Director, Communications, Nationwide Tour	273-3397
Mark Williams	Director, Communications, Champions Tour	273-3470
Chris Smith	Director, Communications, Business	273-3379
Nelson Silverio	Senior Manager, Media Information	273-3528
Laury Livsey	Manager, Corporate Communications	273-3418
Doug Mline	Manager, Communications	280-5024
Chris Reimer	Manager, Championship Management	273-3286
Denise Taylor	Manager, Media Relations	273-3311
Colin Murray	Manager, Communications	273-3298
Maureen Radzavicz	Manager, Communications, Champions Tour	273-3301
John Bush	Media Official, PGA TOUR	280-4711
Joe Chemycz	Media Official, Nationwide Tour	273-3305
Dave Senko	Media Official, Champions Tour	273-3252
Phil Stambaugh	Media Official, Champions Tour	273-3516
Mark Stevens	Media Official, PGA TOUR	273-3256
Meg Briggs	Administrative Assistant, Communications	273-7405

Date	Tournament Director/Media Contact	Course(s)/Par/Yards/Architect(s)	FedExCup Points (First)	Prize Money (First)	TV	Defending Champion
PGA TOUR REGULAR SEASON						
January 3-9	Hyundai Tournament of Champions* Nancy Cross/Chris Reimer 808-665-9160/904-273-3286 nancy.cross@golfhawaii.com chrisreimer@pgatourhq.com	The Plantation Course at Kapalua (73/7,411) 2000 Plantation Club Drive Kapalua, HI 96761 Bill Coore/Ben Crenshaw/1991	500	\$5,600,000/ \$1,008,000	GOLF	Jonathan Byrd
January 9-15	Sony Open in Hawaii* Ray Stosik/Candice Kraughto 808-523-7888/808-782-9312 rstosik@141hawaii.com candice.kraughto@gmail.com	Waialae Country Club (70/7,044) 4997 Kahala Avenue Honolulu, HI 96816 Seth Raynor/1927	500	\$5,500,000/ \$990,000	GOLF	Mark Wilson
January 16-22	Humana Challenge in partnership with the Clinton Foundation* Larry Thiel//Toby Zwickel 760-346-8184/818-344-6195 lotintl@msn.com tobyz@bzapr.com	Arnold Palmer Private at PGA West (Host) (72/6,930) Arnold Palmer/1987 55-955 PGA Boulevard La Quinta, CA 92253 La Quinta Country Club (72/7,060) Lawrence Hughes/1959 Nicklaus Private at PGA West (72/6,951) Jack Nicklaus/1987	500	\$5,600,000/ \$1,008,000	GOLF	Jhonattan Vegas
January 23-29	Farmers Insurance Open* Peter Ripa/Rick Schloss 858-886-4653/619-708-6007 pripa@centuryclubsd.org rickschlosspr@aol.com	Torrey Pines Golf Course (South) (72/7,568) (Host); (North) (72/6,874) 11480 Torrey Pines Road La Jolla, CA 92037 William Bell/1957 Redesign: Rees Jones/2001	500	\$6,000,000/ \$1,080,000	GOLF/ CBS	Bubba Watson
January 30-February 5	Waste Management Phoenix Open* John Bridger/Rob Myers 602-870-0163/480-348-7540 jbridger@wmphoenixopen.com myers@commlinks.com	TPC Scottsdale (71/7,216) 17020 North Hayden Road Scottsdale, AZ 85255 Tom Weiskopf/Jay Morrish/1986	500	\$6,100,000/ \$1,098,000	GOLF/ CBS	Mark Wilson
February 6-12	AT&T Pebble Beach National Pro-Am* Steve Worth/Hunter Public Relations 831-649-1533/831-375-1747 sworthy@attpbgolf.com hprwest@aol.com	Pebble Beach Golf Links (Host) (72/6,816) 17 Mile Drive Pebble Beach, CA 93953 Spyglass Hill Golf Club (72/6,833) Robert Trent Jones Sr./1967 Monterey Peninsula Country Club (Shore Course) (72/6,900) Bob E. Baldock/Jack Neville/1959 Redesign: Mike Strantz/2003	500	\$6,400,000/ \$1,152,000	GOLF/ CBS	D.A. Points
February 13-19	Northern Trust Open* Jery West/Mike Bone/Laura Hill 310-573-5899/904-273-7655 mike@northerntrustopen.com laurahill@pgatourhq.com	Riviera Country Club (71/7,279) 1250 Capri Drive Pacific Palisades, CA 90272 George C. Thomas, Jr./William P. Bell/1926	500	\$6,600,000/ \$1,188,000	GOLF/ CBS	Aaron Baddeley
February 20-26	World Golf Championships-Accenture Match Play Championship* Gerald Goodman/Laura Hill 520-207-0595/904-273-7655 geraldgoodman@pgatourhq.com laurahill@pgatourhq.com	The Ritz-Carlton Golf Club Dove Mountain (72/7,466) 6501 Boulder Bridge Pass Marana, AZ 85658 Jack Nicklaus/2008	550	\$8,500,000/ \$1,400,000	GOLF/ NBC	Luke Donald
February 20-26	Mayakoba Golf Classic at Riviera Maya-Cancun* Larson Segerdahl/Lee Patterson 011 52 (984) 877-2380/704-553-7490 larson@gwse.com pattersonprinc@yahoo.com	Mayakoba Resort (El Camaleon) Playa del Carmen, Solidaridad Quintana Roo Mexico C.P. 77710 Greg Norman/2006	250	\$3,700,000/ \$660,000	GOLF	Johnson Wagner
February 27-March 4	The Honda Classic* Ken Kennerty/Ed McEnroe 561-799-2747/561-799-4604 kennerty@thehondaclassic.com emcenoer@thehondaclassic.com	PGA National Resort & Spa (Champion Course) (70/7,241) 400 Avenue of the Champions Palm Beach Gardens, FL 33418 Tom Fazio/George Fazio/1981 Redesign: Jack Nicklaus/1990, 2002	500	\$5,700,000/ \$1,026,000	GOLF/ NBC	Rory Sabbatini
March 5-11	World Golf Championships-Cadillac Championship* Eddie Carbone/Laura Hill 305-513-4653/904-273-7655 eddiecarbone@pgatourhq.com laurahill@pgatourhq.com	TPC Blue Monster at Doral (72/7,266) Doral Golf Resort & Spa 4400 Northwest 87th Avenue Doral, FL 33178 Dick Wilson/Robert von Hagge/1962 Redesign: Jim McLean/2000	550	\$8,500,000/ \$1,400,000	GOLF/ NBC	Nick Watney
March 5-11	Puerto Rico Open presented by seepuertorico.com* Mike Harmon 787-467-8399 mike@globalgolfmanagement.com	Trump International Golf Club-Puerto Rico (72/7,569) 100 Clubhouse Drive Rio Grande, Puerto Rico 00745 Tom Kite/Bruce Besse, Jr./2004	250	\$3,500,000/ \$630,000	GOLF	Michael Bradley
March 12-18	Transitions Championship* Kevin Krise/Rick Odioso 727-942-5566/727-942-5566 office@thecopperheads.org rodioso@thecopperheads.org	Innisbrook Resort and Golf Club (Copperhead Course) (71/7,340) 36750 U. S. Highway 19 North Palm Harbor, FL 34684 Larry Packard/1972	500	\$5,500,000/ \$990,000	GOLF/ NBC	Gary Woodland
March 19-25	Arnold Palmer Invitational presented by MasterCard* Scott Wellington/Tracy Dent	Bay Hill Club and Lodge (72/7,400) 9000 Bay Hill Boulevard Orlando, FL 32819	500	\$6,000,000/ \$1,080,000	GOLF/ NBC	Martin Laird

	407-876-2888/407-876-2888 swellington@arnoldpalmerinvitational.com	Dick Wilson/Joe Lee/1961					
March 26- April 1	Shell Houston Open* Steve Timms/Burt Darden 281-454-7000/281-454-7000 stimms@nga.org bdarden@nga.org	Redstone Golf Club (72/7,457) (The Tournament Course) 5860 Wilson Road Humble, TX 77396 Rees Jones/2005 Player Consultant: David Toms	500	\$6,000,000/ \$1,080,000	GOLF/ NBC	Phil Mickelson	
April 2-8	Masters Tournament * Walton L. Johnson/Steve Ethun 706-667-6000/706-667-6705 spethun@augustanational.com	Augusta National Golf Club (72/7,445) 2604 Washington Road Augusta, GA 30904 Alister Mackenzie/ Robert Tyre Jones, Jr./1934 Redesign: Tom Fazio/2001	600	(\$8,000,000/ \$1,440,000)	ESPN CBS	Charl Schwartzel	
April 9-15	RBC Heritage* Steve Wilmot/Angela McSwain 843-671-2448/843-671-2448 steve@heritagedclasscfoundation.com	Harbour Town Golf Links (71/6,973) 11 Lighthouse Lane Hilton Head Island, SC 29928 Pete Dye/1969	500	5,700,000/ \$1,026,000	GOLF/ CBS	Brandt Snedeker	
April 16-22	Valero Texas Open* Craig Smith/Stephanie Sage 210-345-3842/210-345-3837 craig@golfsanantonio.org stephanie@golfsanantonio.com	TPC San Antonio (72/7,522) (AT&T Oaks Course) 23808 Resort Parkway San Antonio, TX 78261 Greg Norman (Sergio Garcia)/2010	500	\$6,200,000/ \$1,116,000	GOLF/ CBS	Brendan Steele	
April 23-29	Zurich Classic of New Orleans* Steve Worthy/Tom Long 504-342-3000/504-283-8522 tom@thomasong.net sworthy@forekidsfoundation.com	TPC Louisiana (72/7,341) 11001 Lapalco Boulevard Avondale, LA 70094 Pete Dye/2004	500	\$6,400,000/ \$1,152,000	GOLF/ CBS	Bubba Watson	
April 30-May 6	Wells Fargo Championship* Kym Hougham/Lee Patterson 704-554-8095/704-553-4790 Kh@mfgolf.com lee.patterson@wellsfargochampionship.com	Quail Hollow Club (72/7,442) 3700 Geneagles Lane Charlotte, NC 28210 George Cobb/1961 Modified: Arnold Palmer/1986 Redesign: Tom Fazio/1997 and 2003	500	\$6,800,000/ \$1,224,000	GOLF/ CBS	Lucas Glover	
May 7-13	THE PLAYERS Championship* Matt Rapp/Laura Hill 904-273-3383/904-273-7655 matrapp@pgatourhq.com laurahill@pgatourhq.com	TPC Sawgrass (THE PLAYERS Stadium Course) (72/7,215) 110 Championship Way Ponte Vedra Beach, FL 32082 Pete Dye/1980	600	(\$9,500,000/ \$1,710,000)	GOLF/ NBC	K.J. Choi	
May 14-20	HP Byron Nelson Championship* Jon Drago/Tracy Cobb 214-943-9700/214-944-5719 jdrago@scdallas.org tcobb@scdallas.org	TPC Four Seasons Resort Las Colinas (70/7,016) 4150 North MacArthur Boulevard Irving, TX 75038 Jay Morrish/1996 Redesign: D.A. Weibring/2008	500	\$6,500,000/ \$1,170,000	GOLF/ CBS	Keegan Bradley	
May 21-27	Crowne Plaza Invitational at Colonial* Michael Tothe/David Walker 817-927-4280/817-831-4106 mtothe@colonialfw.com dgwalker@prodigy.net	Colonial Country Club (70/7,054) 3735 Country Club Circle Fort Worth, TX 76109 Perry Maxwell/John Bredemus/1943 Redesign: Keith Porter/1999	500	\$6,400,000/ \$1,152,000	GOLF/ CBS	David Toms	
May 28- June 3	the Memorial Tournament presented by Nationwide Insurance* Daniel Sullivan/Tom Sprouse 614-889-6819/614-889-6791 dsullivan@thememorialtournament.com tsprouse@thememorialtournament.com	Muirfield Village Golf Club (72/7,366) 5750 Memorial Drive Dublin, OH 43017 Jack Nicklaus/ Desmond Muirhead/1974	500	\$6,200,000/ \$1,116,000	GOLF/ CBS	Steve Stricker	
June 4-10	FedEx St. Jude Classic* Phil Cannon 901-748-0534 pcannon@stjudeclassic.com	TPC Southwind (70/7,239) 3325 Club at Southwind Memphis, TN 38125 Ron Prichard/1987	500	\$5,600,000/ \$1,008,000	GOLF/ CBS	Harrison Frazar	
June 11-17	U.S. Open* Mike Davis/Reg Jones 910-215-6168/908-234-2300, x1040 mdavis@usga.org rjones@usga.org	The Olympic Club (Lake Course) (71/6,842) 599 Skyline Boulevard San Francisco, CA 94102 Willie Watson/1924 Remodeled: Sam Whiting/1927 Modified: Robert Trent Jones/1955	600	(\$7,500,000/ \$1,350,000)	ESPN NBC	Rory McIlroy	
June 18-24	Travelers Championship* Nathan Grube/Scott Dolch 860-502-6800/860-502-6808 ngrube@travelerschampionship.com sdolch@travelerschampionship.com	TPC River Highlands (70/6,820) 1 Golf Club Road Cromwell, CT 06416 Robert J. Moss/Maurice Kearney/1928 Redesign: Pete Dye/Bobby Weed (1998)	500	\$6,000,000/ \$1,080,000	GOLF/ CBS	Fredrik Jacobson	
June 25- July 1	AT&T National* Greg McLaughlin/Rachel Rees 610-325-2405/949-725-3003 gmclaughlin@tigerwoodsfoundation.org rees@tigerwoodsfoundation.org	Congressional Country Club (Blue Course) (70/7,204) 8500 River Road Bethesda, MD 20817 Devereux Emmett/1922 Redesign: Robert Trent Jones/1957; Rees Jones/1989	500	\$6,500,000/ \$1,170,000	GOLF/ CBS	Nick Watney	
July 2-8	The Greenbrier Classic* Tim McNeely/Lynn Swann 304-536-7886/304-536-7857 tim_moneely@greenbrier.com lynn_swann@greenbrier.com	The Greenbrier Resort (The Old White Course) (70/7,020) 300 W. Main Street White Sulphur Springs, WV 24986 Charles Blair McDonald/Seth Raynor/1914 Redesign: Lester George/2006	500	\$6,100,000/ \$1,098,000	GOLF/ CBS	Scott Stallings	
July 9-15	John Deere Classic* Clair Peterson/Barry Cronin 309-762-4653/847-698-1801 clairp@dclassic.com bcronin@cronincommunications.com	TPC Deere Run (71/7,268) 3100 Heather Knoll Silvis, IL 61282 D.A. Weibring/Chris Gray/1999	500	\$4,600,000/ \$828,000	GOLF/ CBS	Steve Stricker	

July 16-22	British Open* * Peter Dawson/Malcolm Booth 011-44-1334-460000 championship@anda.org malcolombooth@anda.org	Royal Lytham & St. Annes Golf Club (70,7,118) Links Gate Lytham St. Annes Lancashire, England FY8 3LQ George Lowe/1897 Henry Colt/1919	600	(\$8,000,000/ \$1,440,000)	ESPN	Darren Clarke
July 16-22	True South Classic* Mary Katherine Neely 601-898-4653/601-898-4653 mk@truesouthclassic.com	Annandale Golf Club (72/7,199) 100 Annandale Golf Club Drive Madison, MS 39110 Jack Nicklaus/1981 Redesign: Jack Nicklaus/1998	250	\$3,000,000/ \$540,000	GOLF	Chris Kirk
July 23-29	RBC Canadian Open* Bill Paul/Dan Pino 905-849-9700, x203 /905-849-9700, x406 bpaul@golffcanada.ca dpino@golffcanada.ca	Hamilton Golf and Country Club (70/6,985) 232 Golf Links Road Ancaster, Ontario L9G 2N5 Harry Colt/1915	500	\$5,200,000/ \$918,000	GOLF/ CBS	Sean O'Hair
July 30-August 5	World Golf Championships- Bridgestone Invitational* Don Padgett/Laura Hill 330-644-2299/904-273-7655 donaldpadgett@pgatourhq.com laurahill@pgatourhq.com	Firestone Country Club (South Course) (70/7,360) 452 East Warner Road Akron, OH 44319 Bert Vay/1950 Redesign: Robert Trent Jones, Sr./1960	550	\$8,500,000/ \$1,400,000	GOLF/ CBS	Adam Scott
July 30-August 5	Reno-Tahoe Open* Jana Smoley 775-322-3900 jana@renotahoeopen.com	Montreux Golf & Country Club (72/7,472) 18077 Bordeaux Drive Reno, NV 89511 Jack Nicklaus/1997	250	\$3,000,000/ \$540,000	GOLF	Scott Piercy
August 6-12	PGA Championship* * Brett Sterba/Julius Mason 843-768-6003/561-624-8444 2012PGA@pgahq.com jmason@pgahq.com	Kiawah Island Golf Resort (The Ocean Course) (72/7,606) One Sanctuary Beach Drive Kiawah Island, SC 29455 Pete and Alice Dye/1991	600	(\$8,000,000/ \$1,440,000)	TNT/ CBS	Keegan Bradley
August 13-19	Wyndham Championship* Mark Brazil/Rob Goodman 336-379-1570/336-299-4321 mbrazil@wyndhamchampionship.com rob@3-gsports.com	Sedgefield Country Club (70/7,130) 3201 Forsyth Drive Greensboro, NC 27407 Donald Ross/1926 Redesign: Kris Spence/2007	500	\$5,200,000/ \$936,000	GOLF/ CBS	Webb Simpson
PGA TOUR PLAYOFFS FOR THE FEDEXCUP						
August 20-26	The Barclays# Peter Mele/Laura Hill 201-444-5356/904-273-7655 pmele@pgatourhq.com laurahill@pgatourhq.com	Bethpage State Park (71/7,065) 99 Quaker Meeting House Road Farmingdale, NY 11735 A.W. Tillinghast/Joseph Burbeck/1936	2,500	\$8,000,000/ \$1,440,000	GOLF/ CBS	Dustin Johnson
August 27- September 3	Deutsche Bank Championship# Eric Baldwin/Steve Brener 866-455-7434/818-462-5598 eric.baldwin@mgworld.com steveb@bzapr.com	TPC Boston (71/7,207) 405 Arnold Palmer Boulevard Norton, MA 02766 Palmer Course Design/2002 Redesign: Gil Hanse/Jim Wagner/Brad Faxon/2009	2,500	\$8,000,000/ \$1,440,000	GOLF/ NBC	Webb Simpson
September 3-9	BMW Championship# Vince Pellegrino/Gary Holaway 847-724-4600/847-724-4600 pellegrino@wgaesf.com holaway@wgaesf.com	Crooked Stick Golf Club (72/6,620) 1964 Burning Tree Lane Carmel, IN 46032 Joseph L. Lee/Dick Wilson/ Pete and Alice Dye/1964	2,500	\$8,000,000/ \$1,440,000	GOLF/ NBC	Justin Rose
September 10-16	Off					
September 17-23	TOUR Championship by Coca-Cola# Todd Rhinehart/Laura Hill 404-378-8687/904-273-7655 toddr@pgatourhq.com laurahill@pgatourhq.com	East Lake Golf Course (70/7,154) 2575 Alston Drive Atlanta, GA 30317 Tom Bendelow/1908 Donald Ross/1913 Redesign: Rees Jones/1994	2,500	\$8,000,000/ \$1,440,000	GOLF/ NBC	Bill Haas
September 24-30	Ryder Cup Michael Belot/Julius Mason 630-025-7287/561-624-8444 jmason@pgahq.com	Medinah Country Club (Course No. 3) (72/7,154) 6N001 Medinah Road Medinah, IL 60157 Tom Benndelow/1928	-	No Purse	ESPN/ NBC	Europe
FALL SERIES/SPECIAL EVENTS						
October 1-7	Justin Timberlake Shriners Hospitals for Children Open+ Adam Spertling/Mike Zampini 702-873-1010/702-589-4946 asperling@tshrinersopen.com mzampini@tshrinersopen.com	TPC Summerlin (72/7,243) 1700 Village Center Circle Las Vegas, NV 89134 Bobby Weed/Fuzzy Zoeller/1992	-	\$4,500,000/ \$810,000	GOLF	Kevin Na
October 8-14	Frys.com Open+ Jeff Sanchez 408-487-4653 jeff.frysopen@gmail.com	CordeValle Golf Club (72/7,169) 1 Cordevalle Club Drive San Martin, CA 95046 Robert Trent Jones, Jr./1999	-	\$5,000,000/ \$900,000	GOLF	Bryce Molder
October 15-21	The McGladrey Classic+ Scott Reid/Melanie Trotter 912-634-3266/704/807/2173 sreid@dllovefoundation.com mtrotter@rotlandgroup.com	Sea Island Resort (Seaside Course) (70/7,055) 100 Retreat Avenue St. Simons Island, GA 31522 Harry S. Colt, Charles Alison/1929 Renovation: Tom Fazio/1999	-	\$4,000,000/ \$720,000	GOLF	Ben Crane
October 22-28	CIMB Asia Pacific Classic Paul Harding/Laura Hill	The Mines Resort and Golf Club (71/6,811) Jalan Kelikir, Mines Resort City	-	\$6,100,000/ \$1,098,000	GOLF	Bo Van Pelt

	(60) 3 7983 5555/904-273-7655 paul.h@carbon-worldwide.com laurahill@pgatourhq.com	Seri Kembangan Selangor Darul Ehsan Malaysia 43300 Robert Trent Jones, Jr./1994					
October 29- November 4	World Golf Championships- HSBC Champions Marc Webster/Laura Hill/Michele Mair +44(0) 208 233 5300/904-273-7655/+44(0) 208 233 5177 marc.webste@email.disney.com laurahill@pgatourhq.com michele.mair@mgworld.com	TBD	-	\$7,000,000/ \$1,200,000	GOLF	Martin Kaymer	
November 5-11	Children's Miracle Network Hospitals Classic+ Kevin Weickel/Tony Morreale 407-939-4169/407-566-5339 kevin.weickel@email.disney.com tony.morreale@disney.com	Walt Disney World Resort Magnolia Course (72/7,516) (Host) Palm Course (72/7,010) 1950 West Magnolia Palm Drive Lake Buena Vista, FL 32830 Joe Lee/1971	-	\$4,700,000/ \$846,000	GOLF	Luke Donald	
November 7-13	Off						
November 28- December 2	PGA TOUR Qualifying Tournament 704-563-7101	PGA West (Nicklaus Tournament; Stadium Courses) (72/7,204) (72/7,300) 56-150 PGA Boulevard La Quinta, CA 92253 Jack Nicklaus/1986	-	(\$1,057,500)	GOLF	Brendon Todd	
CHALLENGE EVENTS							
March 19-20	Tavistock Cup Andy Odenbach 407-909-9909/407-909-7232 aodenbach@tavistock.com	Lake Nona Golf & Country Club (72/7,544) 9100 Chiltern Drive Orlando, FL 32827 Arnold Palmer/Ed Seay/1986 Steve Smyers/2003	-	(\$2,170,000/ \$600,000) (team)	GOLF	Lake Nona G&CC	
June 18-19	CVS Caremark Charity Classic Greg Costello 401-770-5924 greg.costello@peterjacobsensports.com	Rhode Island Country Club (71/6,734) 150 Nayatt Road Barrington, RI 02806 Donald Ross/1911	-	\$1,300,000/ \$300,000	GOLF	Ricky Barnes/ J.B. Holmes	
October 22-24	PGA Grand Slam David Charles 561-624-8525 dcharles@pgahq.com	Port Royal Golf Course (70/6,842) 5 Port Royal Drive Southampton, Bermuda SB 03 Charles Blair Macdonald/1921 Robert Trent Jones, Sr./1970	-	\$1,350,000/ \$600,000	TNT	Keegan Bradley	
November 5-6	Wendy's 3-Tour Challenge Kip Eriksen/Tom Sprouse 614-764-4653/614-889-6791 keriksen@hnsports.com tsprouse@the.memorialtournament.com	Rio Secco Golf Club (72/7,289) 2851 Grand Hills Drive Henderson, NV 89052 Rees Jones/1997	-	(\$1,000,000)	TBD	PGA TOUR	
November 12- 14 TV/December 31- January 1	ADT Skills Challenge Mike Milthorpe 386-673-4377 michaelmilthorpe@milthorpesports.com	The Breakers (Ocean Golf Course) (70/6,167) One South County Road Palm Beach, FL 33480 Alexander H. Findlay/1896 Redesign: Brian Silva/2000	-	\$800,000	NBC	Mark O'Meara/ Nick Price	
November 26- December 2	Tiger Woods World Challenge Greg McLaughlin/Rachel Rees 949-725-3003/949-725-3003 gmlaughlin@tigerwoodsfoundation.org rees@tigerwoodsfoundation.org	Sherwood Country Club (72/7,053) 320 West Stafford Road Thousand Oaks, CA 91361 Jack Nicklaus/1989	-	\$5,000,000	GOLF/ NBC	Tiger Woods	
December 3-9	Franklin Templeton Shootout Taylor Ives/Lee Patterson 239-254-9770/704-553-4790 taylor.ives@gwse.com pattersonprinc@yahoo.com	Tiburon Golf Club (72/7,288) 2620 Tiburon Drive Naples, FL 3409 Greg Norman/1998	-	\$3,000,000/ \$750,000 (team)	GOLF/ NBC	Keegan Bradley/ Brendan Steele	
	* PGA TOUR Regular Season	# PGA TOUR Playoffs for the FedExCup	+ PGA TOUR FALL Series				
	• Non-PGA TOUR cosponsored	FedExCup points subject to change	Television coverage subject to change				
	() 2012 purse TBA; 2011 purse listed	<i>Italics denote unofficial event</i>					

The FedExCup



Overview

The PGA TOUR entered a new era in 2007 with the introduction of the FedExCup, a season-long points competition offering \$35 million in bonus money and culminating with the PGA TOUR's first-ever Playoff system. In 2012, the four Playoffs events will offer \$32 million in prize money, meaning a total of \$67 million is on the line over the final weeks of FedExCup competition.

Over the span of 37 weeks of competition, players vie to become the FedExCup Champion, which distinguishes the one player who not only performs well during the 33-week PGA TOUR Regular Season, but also excels through the pressure of the four-event PGA TOUR Playoffs for the FedExCup. Tiger Woods won the inaugural FedExCup in 2007 and the \$10-million top prize and won for a second time in 2009. Vijay Singh won the title in 2008, while Jim Furyk took home the FedExCup in 2010. Most recently, Bill Haas won an exciting playoff at the TOUR Championship by Coca-Cola in 2011 to win the FedExCup.

During the Regular Season, TOUR members earn points based on their finish, with a strong emphasis placed on winning and high finishes. Once the Regular Season concludes, the top-125 players advance to the Playoffs, a series of four \$8 million tournaments offering quintuple points relative to Regular Season events.

The Playoffs feature a progressive cut, beginning with The Barclays in New York (125 players), continuing with the Deutsche Bank Championship in Boston (100 players) and the BMW Championship in Carmel, IN (70 players). A reset takes place, seeding the top-30 players for the culminating TOUR Championship by Coca-Cola in Atlanta, where the FedExCup Champion is crowned.

The new PGA TOUR schedule divides the golf season into two parts:

1. FedExCup

PGA TOUR Regular Season

The Regular Season consists of 37 events in 33 weeks from the beginning of January at the Hyundai Tournament of Champions in Hawaii through mid-August at the Wyndham Championship in Greensboro, NC. Points are awarded at four levels:

- Official PGA TOUR events played during the Regular Season each award 500 FedExCup points to the winner.
- The Masters Tournament, THE PLAYERS Championship, U.S. Open, British Open and the PGA Championship award 600 FedExCup points to the winner.
- World Golf Championships events award 550 FedExCup points to the winner.
- Additional events (played the same week as other tournaments) award 250 FedExCup points to the winner.

The Regular Season points standings will carry over to the PGA TOUR Playoffs for the FedExCup.

PGA TOUR Playoffs for the FedExCup

The PGA TOUR Playoffs consist of four events immediately following the Regular Season—The Barclays, Deutsche Bank Championship, BMW Championship and the TOUR Championship by Coca-Cola. The Regular Season points standings determine the top 125 players who qualify for the first event, The Barclays. Each playoff event offers 2,500 points (quintuple the Regular Season). The second event, the Deutsche Bank Championship in Boston, will have a 100-player field. The third tournament, the BMW Championship in Carmel, IN, will have 70 players (with no cut). The finale, the TOUR Championship by Coca-Cola in Atlanta, will be comprised of the top-30 qualifiers following the BMW Championship.

Following a points reset, those players will compete for the FedExCup with one to be crowned the FedExCup champion. Each tournament will have a \$8 million purse in addition to the \$35-million FedExCup bonus pool.

Note: In case of ties, reset points will be distributed between the tying positions using the same methods for dealing with ties during events—the total points for each of the tying positions are divided equally among all players in the tying position. In the event that a player who qualifies for a Playoffs event chooses not to play in that event, there will be no alternates and the field will be shortened. FedExCup points subject to change.

2. PGA TOUR Fall Series

Following the PGA TOUR Playoffs for the FedExCup will be the Fall Series tournaments that conclude in mid-November. These events finalize eligibility for the following season as players vie for positions through No. 125 on the money list. All events will be "official" victories and award official money and Official World Golf Ranking points.

About FedEx Corp.

FedEx Corp. (NYSE: FDX) will produce superior financial returns for its shareowners by providing customers and businesses worldwide with a broad portfolio of transportation, e-commerce and business services. With annual revenues of \$41 billion, the company offers integrated business applications through operating companies competing collectively and managed collaboratively, under the respected FedEx brand. Consistently ranked among the world's most admired and trusted employers, FedEx inspires its more than 290,000 team members to remain "absolutely, positively" focused on safety, the highest ethical and professional standards and the needs of their customers and communities.



Position	PGA TOUR Event	World Golf Championships Events	Masters, THE PLAYERS, U.S. Open, British Open & PGA	Additional Event
1	500	550	600	250
2	300	315	330	150
3	190	200	210	95
4	135	140	150	70
5	110	115	120	55
6	100	105	110	50
7	90	95	100	45
8	85	89	94	43
9	80	83	88	40
10	75	78	82	38
11	70	73	77	35
12	65	69	72	33
13	60	65	68	30
14	57	62	64	29
15	56	59	61	28
16	55	57	59	28
17	54	55	57	27
18	53	53	55	27
19	52	52	53	26
20	51	51	51	26
21	50	50	50	25
22	49	49	49	25
23	48	48	48	24
24	47	47	47	24
25	46	46	46	23
26	45	45	45	23
27	44	44	44	22
28	43	43	43	22
29	42	42	42	21
30	41	41	41	21
31	40	40	40	20
32	39	39	39	20
33	38	38	38	19
34	37	37	37	19
35	36	36	36	18
36	35	35	35	18
37	34	34	34	17
38	33	33	33	17
39	32	32	32	16
40	31	31	31	16
41	30	30	30	15
42	29	29	29	15
43	28	28	28	14
44	27	27	27	14
45	26	26	26	13
46	25	25	25	13
47	24	24	24	12
48	23	23	23	12
49	22	22	22	11
50	21	21	21	11

51	20	20	20	10
52	19	19	19	10
53	18	18	18	9
54	17	17	17	9
55	16	16	16	8
56	15	15	15	8
57	14	14	14	7
58	13	13	13	7
59	12	12	12	6
60	11	11	11	6
61	10	10	10	5
62	9	9	9	5
63	8	8	8	4
64	7	7	7	4
65	6	6	6	3
66	5	5	5	3
67	4	4	4	2
68	3	3	3	2
69	2	2	2	1
70	1	1	1	1

Note: In cases in which more than 70 players finish the event, points will be awarded below 70th place, decreasing by 0.02 points per position (0.01 points for additional events).

Ties – Points will be distributed to those in tying positions using the same method currently used to distribute prize money when there is a tie. That is, the total points for each tying position will be summed and distributed equally to each player in the tying positions.

PGA TOUR Playoff Event Points Distribution

Position	Points	Position	Points	Position	Points	Position	Points
1	2500	19	260	37	170	55	80
2	1500	20	255	38	165	56	75
3	1000	21	250	39	160	57	70
4	750	22	245	40	155	58	65
5	550	23	240	41	150	59	60
6	500	24	235	42	145	60	55
7	450	25	230	43	140	61	50
8	425	26	225	44	135	62	45
9	400	27	220	45	130	63	40
10	375	28	215	46	125	64	35
11	350	29	210	47	120	65	30
12	325	30	205	48	115	66	25
13	300	31	200	49	110	67	20
14	285	32	195	50	105	68	15
15	280	33	190	51	100	69	10
16	275	34	185	52	95	70	5
17	270	35	180	53	90		
18	265	36	175	54	85		

Reset Points for THE TOUR Championship presented by Coca-Cola

Position	Reset Points	Position	Reset Points
1.	2,500	16.	380
2.	2,250	17.	360
3.	2,000	18.	340
4.	1,800	19.	320
5.	1,600	20.	310

FedExCup Bonus Structure

Position	Payout
1	10,000,000
2	3,000,000
3	2,000,000
4	1,500,000
5	1,000,000

6. 1,400
7. 1,200
8. 1,000
9. 800
10. 600
11. 480
12. 460
13. 440
14. 420
15. 400

21. 300
22. 290
23. 280
24. 270
25. 260
26. 250
27. 240
28. 230
29. 220
30. 210

10	500,000
30	175,000
70	110,000
125	70,000

2011 FedExCup History

Tournament: The Barclays

Dates: August 25-28, 2011

Field Size: 125 (123)

Cut: 72 players at 4-under 138

Winner: Dustin Johnson (54-hole event due to weather)

Purse: \$8,000,000

Course/Location: Plainfield Country Club/Edison, NJ

Par/Yards: 35-36—71/6,964

Top 10 FedExCup points entering The Barclays

RANK	PLAYER	FEDEXCUP POINTS
1	Nick Watney	1,906
2	Steve Stricker	1,865
3	Webb Simpson	1,861
4	Luke Donald	1,856
5	Keegan Bradley	1,621
6	Phil Mckelson	1,601
7	K.J. Choi	1,601
8	Bubba Watson	1,577
9	David Toms	1,538
10	Gary Woodland	1,466

The Barclays – Top 10

FINISH	PLAYER	SCORE
1	Dustin Johnson	194/-19
2	Matt Kuchar	196/-17
T3	Vijay Singh	197/-16
	Brandt Snedeker	197/-16
5	Jonathan Byrd	198/-15
T6	Brian Davis	199/-14
	Justin Rose	199/-14
	Camilo Villegas	199/-14
	Y.E. Yang	199/-14
T10	Charley Hoffman	200/-13
	Webb Simpson	200/-13
	Nick Watney	200/-13

Tournament: Deutsche Bank Championship

Dates: September 2-5, 2011

Field Size: 100 (99)

Cut: 78 players at 1-over 143

Winner: Webb Simpson

Purse: \$8,000,000

Course/Location: TPC Boston/Norton, MA

Par/Yards: 36-35—71/7,214

Top 10 FedExCup points entering the Deutsche Bank Championship

RANK	PLAYER	FEDEXCUP POINTS
1	Dustin Johnson	3,691
2	Matt Kuchar	2,907
3	Nick Watney	2,256
4	Webb Simpson	2,211
5	Luke Donald	2,108
6	Brandt Snedeker	2,102
7	Steve Stricker	2,083
8	Vijay Singh	1,778
9	K.J. Choi	1,771
10	Gary Woodland	1,748

Deutsche Bank Championship – Top 10

FINISH	PLAYER	SCORE
1	Webb Simpson	269/-15
2	Chez Reavie	269/-15
T3	Jason Day	271/-13
T3	Luke Donald	271/-13
T3	Brandt Snedeker	271/-13
6	Jim Furyk	272/-12
7	Bo Van Pelt	273/-11
T8	Hunter Mahan	274/-10
T8	Adam Scott	274/-10
T10	Phil Mckelson	275/-9

T10	Kyle Stanley	275/-9
T10	Blake Adams	275/-9
T10	Jerry Kelly	275/-9
T10	Ryan Moore	275/-9
T10	Brendan Steele	275/-9

Tournament: BMW Championship

Dates: September 15-18, 2011

Field Size: 70 (70)

Cut: No cut

Winner: Justin Rose

Purse: \$8,000,000

Course/Location: Cog Hill Golf and Country Club/Lemont, IL

Par/Yards: 35-36—71/7,616

Top 10 FedExCup points entering the BMW Championship

RANK	PLAYER	FEDEXCUP POINTS
1	Webb Simpson	4,711
2	Dustin Johnson	3,814
3	Matt Kuchar	3,124
4	Luke Donald	2,875
5	Brandt Snedeker	2,869
6	Jason Day	2,357
7	Nick Watney	2,291
8	Steve Stricker	2,205
9	Chez Reavie	2,088
10	Phil Mckelson	2,040

BMW Championship – Top 10

FINISH	PLAYER	SCORE
1	Justin Rose	271/-13
2	John Senden	273/-11
3	Geoff Ogilvy	274/-10
4	Luke Donald	276/-8
5	Webb Simpson	277/-7
6	Jason Dufner	278/-6
7	Camilo Villegas	278/-6
8	Chez Reavie	279/-5
9	Brandt Jobe	280/-4
T10	K.J. Choi	281/-3
T10	David Toms	281/-3

Tournament: TOUR Championship by Coca-Cola

Dates: September 22-25, 2011

Field Size: 30 (30)

Cut: No cut

Winner: Bill Haas

Purse: \$8,000,000

Course/Location: East Lake Golf Club/Atlanta, GA

Par/Yards: 35-35—71/7,319

Top 10 FedExCup points entering the TOUR Championship by Coca-Cola

RANK	PLAYER	FEDEXCUP POINTS
1	Webb Simpson	5,261
2	Dustin Johnson	3,841
3	Justin Rose	3,748
4	Luke Donald	3,625
5	Matt Kuchar	3,349
6	Brandt Snedeker	3,094
7	Nick Watney	2,516
8	Chez Reavie	2,513
9	John Senden	2,474
10	Jason Day	2,459

TOUR Championship by Coca-Cola – Top 10

FINISH	PLAYER	SCORE
1	Bill Haas	272/-8
2	Hunter Mahan	272/-8
T3	K.J. Choi	273/-7
	Luke Donald	273/-7
	Aaron Baddeley	273/-7
T6	Jason Day	274/-6
	Charles Howell III	274/-6
	Adam Scott	274/-6
9	Bo Van Pelt	275/-5

10	Phil Mckelson	276/-4
----	---------------	--------

Final FedExCup Standings

RANK	PLAYER	SCORE
1	Bill Haas	2,760
2	Webb Simpson	2,745
3	Luke Donald	2,567
4	Dustin Johnson	2,488
5	Justin Rose	2,253
6	Matt Kuchar	1,853
7	Hunter Mahan	1,800
8	Brandt Snedeker	1,668
9	Nick Watney	1,420
10	Chez Reavie	1,220

2010 FedExCup History

Tournament: The Barclays
Dates: August 23-29, 2010
Field Size: 125 (121)
Cut: 72 players at even-par 142
Winner: Matt Kuchar
Purse: \$7,500,000
Course/Location: Ridgewood Country Club/
 Paramus, NJ
Par/Yards: 35-36—717,319

Top 10 FedExCup points entering The Barclays

RANK	PLAYER	FEDEXCUP POINTS
1	Ernie Els	1,846
2	Steve Stricker	1,697
3	Jim Furyk	1,691
4	Phil Mckelson	1,629
5	Justin Rose	1,593
6	Jeff Overton	1,536
7	Hunter Mahan	1,528
8	Bubba Watson	1,498
9	Matt Kuchar	1,437
10	Tim Clark	1,409

The Barclays – Top 10

FINISH	PLAYER	SCORE
1	Matt Kuchar	272/-12
2	Martin Laird	272/-12
T3	Kevin Streelman	274/-10
	Steve Stricker	274/-10
T5	Jason Day	275/-9
	Ryan Palmer	275/-9
	Rory Sabbatini	275/-9
	Vaughn Taylor	275/-9
T9	Dustin Johnson	276/-8
	Adam Scott	276/-8
	Heath Slocum	276/-8

Tournament: Deutsche Bank Championship
Dates: September 3-6, 2010
Field Size: 100 (99)
Cut: 72 players at 1-under 141
Winner: Charley Hoffman
Purse: \$7,500,000
Course/Location: TPC Boston/Norton, MA
Par/Yards: 36-35—717,214

Top 10 FedExCup points entering the Deutsche Bank Championship

RANK	PLAYER	FEDEXCUP POINTS
1	Matt Kuchar	3,937
2	Steve Stricker	2,572
3	Martin Laird	1,977
4	Justin Rose	1,860
5	Ernie Els	1,851
6	Dustin Johnson	1,737
7	Hunter Mahan	1,718
8	Jim Furyk	1,691
9	Bubba Watson	1,688
10	Phil Mckelson	1,629

Deutsche Bank Championship – Top 10

FINISH	PLAYER	SCORE
1	Charley Hoffman	262/-22
T2	Jason Day	267/-17
	Luke Donald	267/-17
	Geoff Ogilvy	267/-17
T5	Tom Gillis	268/-16
	Adam Scott	268/-16
	Brandt Snedeker	268/-16
8	John Senden	270/-14
9	Steve Stricker	271/-13
10	D.J. Trahan	272/-12

Tournament: BMW Championship
Dates: September 9-12, 2010
Field Size: 70 (70)
Cut: No cut
Winner: Dustin Johnson
Purse: \$7,500,000
Course/Location: Cog Hill Golf and Country Club/Lemont, IL
Par/Yards: 35-36--71/7,616

Top 10 FedExCup points entering the BMW Championship

RANK	PLAYER	FEDEXCUP POINTS
1	Matt Kuchar	4,235
2	Charley Hoffman	3,259
3	Steve Stricker	2,972
4	Jason Day	2,553
5	Luke Donald	2,439
6	Martin Laird	2,197
7	Ernie Els	2,051
8	Hunter Mahan	1,900
9	Geoff Ogilvy	1,898
10	Justin Rose	1,860

BMW Championship – Top 10

FINISH	PLAYER	SCORE
1	Dustin Johnson	275/-9
2	Paul Casey	276/-8
T3	K.J. Choi	278/-6
	Matt Kuchar	278/-6
	Ryan Moore	278/-6
	Kevin Na	278/-6
7	Retief Goosen	279/-5
T8	Phil Mickelson	280/-4
	Steve Stricker	280/-4
	Charlie Wi	280/-4

Tournament: TOUR Championship by Coca-Cola
Dates: September 23-26, 2010
Field Size: 30 (30)
Cut: No cut
Winner: Jim Furyk
Purse: \$7,500,000
Course/Location: East Lake Golf Club/Atlanta, GA
Par/Yards: 35-35--71/7,319

Top 10 FedExCup points entering the TOUR Championship by Coca-Cola

RANK	PLAYER	FEDEXCUP POINTS
1	Matt Kuchar	4,935
2	Dustin Johnson	4,299
3	Charley Hoffman	3,449
4	Steve Stricker	3,372
5	Paul Casey	3,015
6	Jason Day	2,633
7	Luke Donald	2,597
8	Ernie Els	2,343
9	Martin Laird	2,294
10	Phil Mickelson	2,249

TOUR Championship by Coca-Cola – Top 10

FINISH	PLAYER	SCORE
1	Jim Furyk	272/-8
2	Luke Donald	273/-7
3	Retief Goosen	274/-6
T4	Paul Casey	275/-5
	Nick Watney	275/-5
6	Charley Hoffman	277/-3
T7	K.J. Choi	278/-2
	Ernie Els	278/-2
T9	Zach Johnson	279/-1
	Ryan Moore	279/-1
	Kevin Streelman	279/-1
	Camilo Villegas	279/-1

Final FedExCup Standings

RANK	PLAYER	SCORE
------	--------	-------

1	Jim Furyk	2,980
2	Matt Kuchar	2,728
3	Luke Donald	2,700
4	Charley Hoffman	2,500
5	Dustin Johnson	2,493
6	Paul Casey	2,250
7	Steve Stricker	2,028
8	Jason Day	1,660
9	Ernie Els	1,438
10	Retief Goosen	1,360

2009 FedExCup History

Tournament: The Barclays
Dates: August 27-30, 2009
Field Size: 125 (124)
Cut: 77 players at five-over 147
Winner: Heath Slocum
Purse: \$7,500,000
Course/Location: Liberty National/Jersey City, NJ
Par/Yards: 36-35—717,419

Top 10 FedExCup points entering The Barclays

RANK	PLAYER	FEDEXCUP POINTS
1	Tiger Woods	3,431
2	Steve Stricker	2,155
3	Zach Johnson	2,019
4	Kenny Perry	1,993
5	Lucas Glover	1,742
6	Phil Mckelson	1,630
7	Y.E. Yang	1,621
8	Geoff Ogilvy	1,603
9	Brian Gay	1,540
10	Sean O'Hair	1,474

The Barclays – Top 10

FINISH	PLAYER	SCORE
1	Heath Slocum	275/-9
T2	Ernie Els	276/-8
	Padraig Harrington	276/-8
	Steve Stricker	276/-8
	Tiger Woods	276/-8
T6	Fredrik Jacobson	277/-7
	Nick Watney	277/-7
8	Webb Simpson	278/-6
T9	Paul Goydos	279/-5
	Ian Poulter	279/-5
	Scott Verplank	279/-5

Tournament: Deutsche Bank Championship
Dates: September 4-7, 2009
Field Size: 100 (99)
Cut: 73 players at 1-under 141
Winner: Steve Stricker
Purse: \$7,500,000
Course/Location: TPC Boston/Norton, MA
Par/Yards: 36-35—717,202

Top 10 FedExCup points entering the Deutsche Bank Championship

RANK	PLAYER	FEDEXCUP POINTS
1	Tiger Woods	4,381
2	Steve Stricker	3,105
3	Heath Slocum	2,855
4	Zach Johnson	2,229
5	Kenny Perry	2,075
6	Y.E. Yang	1,869
7	Nick Watney	1,863
8	Brian Gay	1,844
9	Lucas Glover	1,742
10	Phil Mckelson	1,712

Deutsche Bank Championship – Top 10

FINISH	PLAYER	SCORE
1	Steve Stricker	267/-17
T2	Jason Dufner	268/-16
	Scott Verplank	268/-16
T4	Angel Cabrera	269/-15
	Padraig Harrington	269/-15
	Dustin Johnson	269/-15
7	Geoff Ogilvy	270/-14
T8	Jim Furyk	271/-13
	Retief Goosen	271/-13
	Sean O'Hair	271/-13

Tournament: BMW Championship
Dates: September 10-13, 2009
Field Size: 70 (69)
Cut: No cut
Winner: Tiger Woods
Purse: \$7,500,000
Course/Location: Cog Hill Golf and Country Club/Lemont, IL
Par/Yards: 35-36—71/7,616

Top 10 FedExCup points entering the BMW Championship

RANK	PLAYER	FEDEXCUP POINTS
1	Steve Stricker	5,605
2	Tiger Woods	4,696
3	Heath Slocum	2,855
4	Zach Johnson	2,481
5	Scott Verplank	2,266
6	Kenny Perry	2,195
7	Padraig Harrington	2,158
8	Geoff Ogilvy	2,053
9	Jason Dufner	2,037
10	Dustin Johnson	2,025

BMW Championship – Top 10

FINISH	PLAYER	SCORE
1	Tiger Woods	265/-19
T2	Jim Furyk	273/-11
	Marc Leishman	273/-11
4	Sean O'Hair	274/-10
5	Zach Johnson	276/-8
T6	Sergio Garcia	278/-6
	Padraig Harrington	278/-6
T8	Kevin Na	279/-5
	Camilo Villegas	279/-5
T10	Luke Donald	280/-4
	Bill Haas	280/-4
	Matt Kuchar	280/-4
	Brandt Snedeker	280/-4
	Mark Wilson	280/-4

Tournament: TOUR Championship by Coca-Cola
Dates: September 24-27, 2009
Field Size: 30 (30)
Cut: No cut
Winner: Phil Mckelson
Purse: \$7,500,000
Course/Location: East Lake Golf Club/Atlanta, GA
Par/Yards: 35-35—70/7,304

Top 10 FedExCup points entering the TOUR Championship by Coca-Cola

RANK	PLAYER	FEDEXCUP POINTS
1	Tiger Woods	7,196
2	Steve Stricker	5,692
3	Jim Furyk	3,108
4	Zach Johnson	3,031
5	Heath Slocum	3,005
6	Padraig Harrington	2,633
7	Sean O'Hair	2,624
8	Scott Verplank	2,416
9	Kenny Perry	2,318
10	Jason Dufner	2,224

TOUR Championship by Coca-Cola – Top 10

FINISH	PLAYER	SCORE
1	Phil Mckelson	271/-9
2	Tiger Woods	274/-6
3	Sean O'Hair	275/-5
T4	Padraig Harrington	276/-4
	Kenny Perry	276/-4
6	Steve Stricker	277/-3
T7	Jim Furyk	278/-2
	Steve Marino	278/-2
9	Ernie Els	279/-1
T10	Lucas Glover	280/E
	Jerry Kelly	280/E
	John Senden	280/E

Final FedExCup Standings

RANK	PLAYER	SCORE
1	Tiger Woods	4,000
2	Phil Mickelson	2,920
3	Steve Stricker	2,750
4	Jim Furyk	2,438
5	Sean O'Hair	2,200
6	Zach Johnson	2,073
7	Padraig Harrington	2,050
8	Heath Slocum	1,855
9	Kenny Perry	1,450
10	Scott Verplank	1,245

2008 FedExCup History

Tournament: The Barclays
Dates: August 21-24, 2008
Field Size: 144 (135)
Cut: 72 players at 1-over 143
Winner: Vijay Singh
Purse: \$7,000,000
Course/Location: Ridgewood Country Club/Paramus, NJ
Par/Yards: 35-36--71/7,319

Top 10 FedExCup points entering The Barclays

RANK	PLAYER	FEDEXCUP POINTS
1	Tiger Woods	100,000
2	Kenny Perry	99,500
3	Phil Mckelson	99,250
4	Padraig Harrington	99,000
5	Anthony Kim	98,750
6	Stewart Cink	98,625
7	Vijay Singh	98,500
8	Justin Leonard	98,375
9	Ryuji Imada	98,250
10	Geoff Ogilvy	98,125
11	Robert Allenby	98,050

The Barclays – Top 10

FINISH	PLAYER	SCORE
1	Vijay Singh	276/-8
T2	Sergio Garcia	276/-8
	Kevin Sutherland	276/-8
T4	Mathew Goggin	277/-7
	Ben Curtis	277/-7
	Kevin Streelman	277/-7
T7	Paul Casey	278/-6
	Martin Laird	278/-6
	Justin Leonard	278/-6
	Nicholas Thompson	278/-6
	Mke Weir	278/-6

Tournament: Deutsche Bank Championship
Dates: August 29-September 1, 2008
Field Size: 120 (115)
Cut: 36-hole cut of 86 players at 3-under 139. 54-hole cut of 72 players at 3-under 210.
Winner: Vijay Singh
Purse: \$7,000,000
Course/Location: TPC Boston/Norton, MA
Par/Yards: 36-35--71/7,207

Top 10 FedExCup points entering the Deutsche Bank Championship

RANK	PLAYER	FEDEXCUP POINTS
1	Vijay Singh	109,500
2	Sergio Garcia	104,375
3	Kevin Sutherland	101,950
4	Phil Mckelson	101,856
5	Justin Leonard	101,830
6	Anthony Kim	101,671
7	Kenny Perry	101,624
8	Ben Curtis	100,917
9	Stewart Cink	100,815
10	Jim Furyk	100,671

Deutsche Bank Championship – Top 10

FINISH	PLAYER	SCORE
1	Vijay Singh	262/-22
2	Mke Weir	267/-17
T3	Ernie Els	270/-14
	Camilo Villegas	270/-14
T5	Sergio Garcia	271/-13
	Tim Herron	271/-13
T7	Chad Campbell	272/-12
	Justin Leonard	272/-12
	Jim Furyk	272/-12
T10	Ben Crane	273/-11

	Ken Duke	273/-11
	Steve Marino	273/-11

Tournament: BMW Championship
Dates: September 4-7, 2008
Field Size: 70 (69)
Cut: No cut
Winner: Camilo Villegas
Purse: \$7,000,000
Course/Location: Bellerive Country Club/St. Louis, MO
Par/Yards: 35-35—70/7,324

Top 10 FedExCup points entering the BMW Championship

RANK	PLAYER	FEDEXCUP POINTS
1	Vijay Singh	120,500
2	Sergio Garcia	108,275
3	Mke Weir	106,965
4	Justin Leonard	105,388
5	Jim Furyk	104,230
6	Kevin Sutherland	104,065
7	Anthony Kim	104,019
8	Phil Mckelson	103,951
9	Kenny Perry	103,714
10	Ben Curtis	103,264

BMW Championship – Top 10

FINISH	PLAYER	SCORE
1	Camilo Villegas	265/-15
2	Dudley Hart	267/-13
T3	Jim Furyk	268/-12
	Anthony Kim	268/-12
T5	Stephen Ames	269/-11
	K.J. Choi	269/-11
	D.J. Trahan	269/-11
T8	Tim Clark	270/-10
	Hunter Mahan	270/-10
T10	Aaron Baddeley	271/-9
	Fredrik Jacobson	271/-9
	Steve Stricker	271/-9

Tournament: TOUR Championship by Coca-Cola
Dates: September 25-28, 2008
Field Size: 30 (30)
Cut: No cut
Winner: Camilo Villegas
Purse: \$7,000,000
Course/Location: East Lake Golf Club/Atlanta, GA
Par/Yards: 35-35—70/7,304

Top 10 FedExCup points entering the TOUR Championship by Coca-Cola

RANK	PLAYER	FEDEXCUP POINTS
1	Vijay Singh	122,651
2	Camilo Villegas	112,050
3	Sergio Garcia	110,900
4	Jim Furyk	109,130
5	Mke Weir	109,068
6	Anthony Kim	108,919
7	Justin Leonard	108,138
8	K.J. Choi	106,846
9	Phil Mckelson	106,701
10	Ben Curtis	106,202

TOUR Championship by Coca-Cola – Top 10

FINISH	PLAYER	SCORE
1	Camilo Villegas	273/-7
2	Sergio Garcia	273/-7
T3	Anthony Kim	274/-6
	Phil Mckelson	274/-6
5	Ben Curtis	278/-2
T6	Ernie Els	280/E
	Jim Furyk	280/E
	Mke Weir	280/E
9	K.J. Choi	281/1
T10	Stuart Appleby	282/2
	Dudley Hart	282/2

	Trevor Immelman	282/2
	Justin Leonard	282/2
	Billy Mayfair	282/2

Final FedExCup Standings

RANK	PLAYER	SCORE
1	Vijay Singh	125,101
2	Camilo Villegas	124,550
3	Sergio Garcia	119,400
4	Anthony Kim	114,419
5	Jim Furyk	113,180
6	Mike Weir	113,118
7	Phil Mickelson	112,201
8	Justin Leonard	111,638
9	Ben Curtis	110,702
10	K.J. Choi	110,646

2007 FedExCup History

Tournament: The Barclays
Dates: August 23-26, 2007
Field Size: 144 (138)
Cut: 75 players at even-par 140
Winner: Steve Stricker
Purse: \$7,000,000
Course/Location: Westchester Country Club/Harrison, NY
Par/Yards: 36-35—71/6,839

Top 10 FedExCup points entering The Barclays

RANK	PLAYER	FEDEXCUP POINTS
1	Tiger Woods	100,000
2	Vijay Singh	99,000
3	Jim Furyk	98,500
4	Phil Mickelson	98,000
5	K.J. Choi	97,500
6	Rory Sabbatini	97,250
7	Zach Johnson	97,000
8	Charles Howell III	96,750
9	Brandt Snedeker	96,500
10	Adam Scott	96,250

The Barclays - Top 10

FINISH	PLAYER	SCORE
1	Steve Stricker	268/-16
2	K.J. Choi	270/-14
3	Rory Sabbatini	271/-13
T4	Mark Calcavecchia	272/-12
	Ernie Els	272/-12
	Geoff Ogilvy	272/-12
T7	Rich Beem	273/-11
	Phil Mckelson	273/-11
T9	Robert Garrigus	274/-10
	Jerry Kelly	274/-10
	Ian Poulter	274/-10

Tournament: Deutsche Bank Championship
Dates: August 31-September 3, 2007
Field Size: 120 (115)
Cut: 75 players at 1-over 143
Winner: Phil Mckelson
Purse: \$7,000,000
Course/Location: TPC Boston/Norton, MA
Par/Yards: 36-35—71/7,207

Top 10 FedExCup points entering Deutsche Bank Championship

RANK	PLAYER	FEDEXCUP POINTS
1	Steve Stricker	104,950
2	K.J. Choi	102,900
3	Rory Sabbatini	100,650
4	Tiger Woods	100,000
5	Phil Mckelson	99,613
6	Vijay Singh	99,000
7	Jim Furyk	98,850
8	Zach Johnson	97,350
9	Adam Scott	97,150
10	Ernie Els	96,967

Deutsche Bank Championship - Top 10

FINISH	PLAYER	SCORE
1	Phil Mckelson	268/-16
T2	Brett Wetterich	270/-14
	Tiger Woods	270/-14
	Arron Oberholser	270/-14
5	Aaron Baddeley	273/-11
T6	Geoff Ogilvy	274/-10
	Rory Sabbatini	274/-10
8	Robert Allenby	275/-9
T9	Fredrik Jacobson	276/-8
	Troy Matteson	276/-8
	Sean O'Hair	276/-8

	Steve Stricker	276/-8
	Camilo Villegas	276/-8

Tournament: BMW Championship
Dates: September 6-9, 2007
Field Size: 70 (66)
Cut: No cut
Winner: Tiger Woods
Purse: \$7,000,000
Course/Location: Cog Hill Golf and Country Club/Lemont, IL
Par/Yards: 35-36--71/7,326

Top 10 FedExCup points entering the BMW Championship

RANK	PLAYER	FEDEXCUP POINTS
1	Phil Mckelson	108,613
2	Steve Stricker	106,200
3	Tiger Woods	103,733
4	K.J. Choi	102,900
5	Rory Sabbatini	102,388
6	Vijay Singh	99,108
7	Jim Furyk	98,963
8	Geoff Ogilvy	97,954
9	Adam Scott	97,827
10	Zach Johnson	97,623

BMW Championship - Top 10

FINISH	PLAYER	SCORE
1	Tiger Woods	262/-22
2	Aaron Baddeley	264/-20
3	Steve Stricker	266/-18
4	Adam Scott	270/-14
T5	Tim Clark	271/-13
	Justin Rose	271/-13
T7	Stewart Cink	272/-12
	Camilo Villegas	272/-12
9	Sergio Garcia	274/-10
T10	Jonathan Byrd	275/-9
	Carl Pettersson	275/-9
	Ian Poulter	275/-9
	Rory Sabbatini	275/-9

Tournament: TOUR Championship by Coca-Cola
Dates: September 13-16, 2007
Field Size: 30 (30)
Cut: No cut
Winner: Tiger Woods
Purse: \$7,000,000
Course/Location: East Lake Golf Club/Atlanta, GA
Par/Yards: 35-35--71/7,154

Top 10 FedExCup points entering the TOUR Championship by Coca-Cola

RANK	PLAYER	FEDEXCUP POINTS
1	Tiger Woods	112,733
2	Steve Stricker	109,600
3	Phil Mckelson	108,613
4	Rory Sabbatini	103,588
5	K.J. Choi	103,100
6	Aaron Baddeley	102,800
7	Adam Scott	100,227
8	Jim Furyk	99,838
9	Vijay Singh	99,214
10	Sergio Garcia	98,277

TOUR Championship by Coca-Cola -- Top 10

FINISH	PLAYER	SCORE
1	Tiger Woods	257/-23
T2	Mark Calcavecchia	265/-15
	Zach Johnson	265/-15
4	Sergio Garcia	266/-14
T5	Hunter Mahan	269/-11
	Scott Verplank	269/-11
T7	Tim Clark	270/-10
	Vijay Singh	270/-10
T9	Rory Sabbatini	271/-9
	Camilo Villegas	271/-9

Final FedExCup Standings

RANK	PLAYER	SCORE
1	Tiger Woods	123,033
2	Steve Stricker	110,455
3	Phil Mickelson	109,358
4	Rory Sabbatini	105,193
5	K.J. Choi	103,765
6	Aaron Baddeley	103,350
7	Zach Johnson	102,873
8	Mark Calcavecchia	102,069
9	Sergio Garcia	101,077
10	Vijay Singh	101,064

FedExCup Regular Season Points

Pos	Player	Events	Points	# of Wins	# of Top 10's	Points behind Lead	Reset Points
1	Nick Watney	17	1,906	2	8		
2	Steve Stricker	15	1,865	2	5	41	
3	Webb Simpson	20	1,861	1	7	45	
4	Luke Donald	14	1,856	1	10	50	
5	Keegan Bradley	24	1,621	2	4	285	
6	Phil Mickelson	17	1,601	1	5	305	
7	K.J. Choi	18	1,601	1	6	305	
8	Bubba Watson	18	1,577	2	3	329	
9	David Toms	18	1,538	1	6	368	
10	Gary Woodland	20	1,466	1	6	440	
11	Mark Wilson	21	1,461	2	4	445	
12	Matt Kuchar	19	1,407	0	8	499	
13	Adam Scott	14	1,332	1	5	574	
14	Jason Day	17	1,308	0	8	598	
15	Bill Haas	22	1,273	0	6	633	
16	Fredrik Jacobson	21	1,235	1	3	671	
17	Martin Laird	19	1,234	1	6	672	
18	Brandt Snedeker	21	1,227	1	5	679	
19	Dustin Johnson	17	1,191	0	5	715	
20	Hunter Mahan	21	1,186	0	7	720	
21	Charl Schwartzel	13	1,185	1	3	721	
22	Aaron Baddeley	18	1,181	1	4	725	
23	Rory Sabbatini	20	1,175	1	3	731	
24	Jonathan Byrd	20	1,165	1	4	741	
25	Jason Dufner	19	1,143	0	5	763	
26	Charles Howell III	24	1,137	0	6	769	
27	D.A. Points	21	1,055	1	3	851	
28	Rickie Fowler	20	1,038	0	4	868	
29	Spencer Levin	24	1,025	0	4	881	
30	Tommy Gainey	27	999	0	6	907	
31	Scott Stallings	23	992	1	2	914	
32	Zach Johnson	19	962	0	4	944	
33	Chris Kirk	24	957	1	4	949	
34	Steve Marino	20	935	0	3	971	
35	Jhonattan Vegas	21	919	1	2	987	
36	Vijay Singh	20	903	0	4	1,003	
37	Ryan Palmer	20	902	0	3	1,004	
38	Ryan Moore	18	883	0	3	1,023	
39	Bo Van Pelt	22	881	0	3	1,025	
40	Lucas Glover	19	875	1	1	1,031	
41	Brendan Steele	22	826	1	1	1,080	
42	Brandt Jobe	23	803	0	3	1,103	
43	Y.E. Yang	14	799	0	4	1,107	
44	Justin Rose	18	796	0	3	1,110	
45	Robert Karlsson	15	789	0	3	1,117	
46	Brendon de Jonge	25	784	0	3	1,122	
47	Kevin Na	22	778	0	5	1,128	
48	Kyle Stanley	23	761	0	2	1,145	
49	Charley Hoffman	23	746	0	1	1,160	
50	John Senden	21	732	0	2	1,174	
51	Sean O'Hair	20	724	1	1	1,182	
52	Pat Perez	21	716	0	4	1,190	
53	Robert Garrigus	21	702	0	3	1,204	
54	George McNeill	15	694	0	4	1,212	
55	Carl Pettersson	22	691	0	4	1,215	
56	Brian Gay	21	685	0	3	1,221	
57	Brian Davis	25	685	0	1	1,221	
58	Robert Allenby	21	679	0	3	1,227	
59	Sergio Garcia	13	662	0	3	1,244	
60	Jim Furyk	22	661	0	3	1,245	
61	Harrison Frazar	16	660	1	1	1,246	
62	Andres Romero	19	651	0	4	1,255	
63	Jerry Kelly	21	651	0	3	1,255	
64	Cameron Tringale	25	644	0	4	1,262	
65	Kris Blanks	24	641	0	2	1,265	
66	J.B. Holmes	16	640	0	4	1,266	
67	Blake Adams	27	616	0	3	1,290	
68	Jimmy Walker	21	615	0	4	1,291	
69	Jeff Overton	21	611	0	3	1,295	
70	John Rollins	22	608	0	2	1,298	
71	Kevin Streelman	21	600	0	3	1,306	

72	J.J. Henry	24	599	0	1	1,307
73	Charlie Wi	20	591	0	1	1,315
74	Chad Campbell	23	591	0	1	1,315
75	Scott Verplank	13	588	0	3	1,318
76	Chez Reavie	22	588	0	3	1,318
77	Johnson Wagner	20	585	1	1	1,321
78	Chris Couch	17	573	0	3	1,333
79	Geoff Ogilvy	17	571	0	3	1,335
80	Scott Piercy	16	571	1	2	1,335
81	Davis Love III	18	557	0	2	1,349
82	Stewart Cink	19	556	0	1	1,350
83	Ricky Barnes	19	552	0	2	1,354
84	Troy Matteson	24	542	0	2	1,364
85	Ryuji Imada	23	529	0	2	1,377
86	Ben Crane	18	526	0	2	1,380
87	Marc Leishman	22	522	0	2	1,384
88	Kevin Chappell	21	503	0	2	1,403
89	Hunter Haas	25	499	0	3	1,407
90	Chris DiMarco	26	499	0		1,407
91	Bryce Molder	23	493	0	4	1,413
92	Anthony Kim	24	485	0	2	1,421
93	Graeme McDowell	13	485	0	3	1,421
94	Paul Goydos	20	474	0	3	1,432
95	Trevor Immelman	19	468	0		1,438
96	Nick O'Hern	24	463	0	2	1,443
97	Matt Bettencourt	25	461	0	2	1,445
98	Tim Herron	23	456	0	2	1,450
99	Michael Bradley	20	454	1	1	1,452
100	Greg Chalmers	23	450	0	2	1,456
101	Retief Goosen	14	439	0	1	1,467
102	Tom Gillis	16	431	0	2	1,475
103	Bill Lunde	23	428	0		1,478
104	John Merrick	16	415	0	1	1,491
105	Kevin Stadler	23	414	0	1	1,492
106	Chris Stroud	22	413	0	2	1,493
107	Michael Thompson	20	413	0	1	1,493
108	Vaughn Taylor	22	397	0		1,509
109	Camilo Villegas	22	395	0	2	1,511
110	Josh Teater	27	393	0	1	1,513
111	D.J. Trahan	25	392	0	1	1,514
112	Heath Slocum	24	388	0		1,518
113	Stuart Appleby	23	387	0	1	1,519
114	Ian Poulter	14	387	0	1	1,519
115	Rod Pampling	16	385	0	2	1,521
116	Joe Ogilvie	20	364	0	1	1,542
117	David Hearn	21	362	0	1	1,544
118	Ernie Els	17	357	0		1,549
119	Billy Mayfair	24	353	0	1	1,553
120	James Driscoll	19	353	0	2	1,553
121	Steve Flesch	22	352	0	1	1,554
122	Steven Bowditch	23	347	0	1	1,559
123	Arjun Atwal	24	339	0	1	1,567
124	Padraig Harrington	16	338	0	3	1,568
125	William McGirt	26	334	0		1,572
126	Justin Leonard	23	328	0		1,578
127	Matt Jones	21	328	0	1	1,578
128	Tim Petrovic	25	326	0		1,580
129	David Mathis	21	326	0	1	1,580
130	Cameron Beckman	22	324	0		1,582
131	Dean Wilson	22	318	0		1,588
132	Tiger Woods	8	318	0	2	1,588
133	Ben Curtis	19	304	0		1,602
134	Alex Cejka	20	303	0		1,603
135	Roland Thatcher	18	302	0	2	1,604
136	Michael Putnam	21	300	0		1,606
137	Tim Clark	4	299	0	1	1,607
138	Stephen Ames	18	298	0	2	1,608
139	Kent Jones	21	297	0		1,609
140	Chris Riley	21	292	0	1	1,614
141	Zack Miller	26	290	0	1	1,616
142	Tag Ridings	24	286	0		1,620
143	Jason Bohn	19	284	0		1,622
144	Paul Casey	13	280	0		1,626
145	Matt McQuillan	17	280	0	2	1,626
146	Aron Price	15	272	0		1,634
147	Garrett Willis	20	270	0	1	1,636

148	Louis Oosthuizen	13	267	0	1	1,639
149	Joe Durant	21	260	0		1,646
150	Bob Estes	9	258	0	1	1,648
151	Briny Baird	16	258	0	2	1,648
152	Bobby Gates	25	256	0	3	1,650
153	Ben Martin	21	242	0	1	1,664
154	Angel Cabrera	15	237	0	2	1,669
155	Michael Connell	22	233	0		1,673
156	Colt Knost	23	227	0		1,679
157	Boo Weekley	19	223	0		1,683
158	Scott McCarron	18	221	0		1,685
159	Woody Austin	15	221	0	1	1,685
160	Sunghoon Kang	18	219	0	1	1,687
161	Jarrold Lyle	25	217	0	1	1,689
162	Daniel Summerhays	25	210	0		1,696
163	Tom Pernice Jr.	9	210	0	1	1,696
164	Alex Prugh	25	209	0		1,697
165	Nathan Green	22	209	0		1,697
166	Brett Wetterich	8	208	0		1,698
167	Fabian Gomez	22	208	0	1	1,698
168	Shane Bertsch	16	207	0	1	1,699
169	Paul Stankowski	20	207	0		1,699
170	Billy Horschel	21	197	0	1	1,709
171	David Duval	20	191	0	1	1,715
172	Kevin Sutherland	11	190	0		1,716
173	Fred Couples	5	180	0	1	1,726
174	Bio Kim	21	179	0		1,727
175	Marc Turnesa	19	175	0	1	1,731
176	Lee Janzen	17	168	0		1,738
177	Cameron Percy	10	161	0	1	1,745
178	Jim Herman	18	160	0		1,746
179	Shaun Micheel	23	160	0		1,746
180	Henrik Stenson	13	159	0		1,747
181	Jim Renner	18	149	0	2	1,757
182	J.P. Hayes	17	147	0		1,759
183	Justin Hicks	19	145	0		1,761
184	Richard S Johnson	19	144	0		1,762
185	D.J. Brigman	19	140	0		1,766
186	John Mallinger	14	137	0		1,769
187	Troy Merritt	19	131	0		1,775
188	Alexandre Rocha	18	127	0		1,779
189	Scott Gutschewski	19	125	0		1,781
190	Derek Lamely	22	123	0		1,783
191	Peter Tomasulo	12	121	0		1,785
192	Chad Collins	16	121	0		1,785
193	Martin Piller	19	120	0		1,786
194	Todd Hamilton	10	117	0		1,789
195	Kevin Kisner	20	116	0		1,790
196	Michael Letzig	11	114	0	1	1,792
197	Nate Smith	20	110	0		1,796
198	Kirk Triplett	7	110	0		1,796
199	Joseph Bramlett	21	110	0		1,796
200	John Daly	18	110	0	1	1,796
201	Kenny Perry	13	110	0		1,796
202	Tom Lehman	4	108	0		1,798
203	Steve Elkington	14	107	0	1	1,799
204	Will MacKenzie	12	105	0		1,801
205	Frank Lickliter II	11	102	0		1,804
206	Marco Dawson	3	100	0		1,806
207	John Cook	1	95	0	1	1,811
208	Andres Gonzales	17	93	0		1,813
209	Jeff Quinney	11	89	0		1,817
210	Jeff Maggert	14	89	0		1,817
211	Charles Warren	10	89	0		1,817
212	Shigeaki Maruyama	2	88	0	1	1,818
213	Rocco Mediate	19	85	0		1,821
214	Will Strickler	15	84	0		1,822
215	Rich Beem	19	78	0		1,828
216	Dicky Pride	8	64	0		1,842
217	Peter Lonard	2	55	0	1	1,851
218	Chris Baryla	17	49	0		1,857
219	Tom Watson	3	48	0		1,858
220	Brett Quigley	10	47	0		1,859
221	Chris Tidland	11	44	0	1	1,862
222	Jason Gore	6	42	0		1,864
223	Jesper Parnevik	10	41	0		1,865

224	Craig Barlow	5	39	0	1,867
225	Corey Pavin	4	37	0	1,869
226	Mark Calcavecchia	5	34	0	1,872
227	Robert Gamez	9	32	0	1,874
228	Jeff Klauk	8	32	0	1,874
229	Jamie Lovemark	9	31	0	1,875
230	Fran Quinn	7	30	0	1,876
231	Mark Hensby	6	29	0	1,877
232	Michael Sim	16	27	0	1,879
233	Scott Gordon	16	26	0	1,880
234	Robert Damron	3	25	0	1,881
234	Jay Williamson	6	25	0	1,881
236	Duffy Waldorf	13	25	0	1,881
237	Daniel Chopra	2	21	0	1,885
238	Steve Lowery	2	20	0	1,886
239	Omar Uresti	5	19	0	1,887
240	Andre Stolz	2	19	0	1,887
241	Michael Allen	4	17	0	1,889
242	Steve Pate	1	16	0	1,890
243	Carl Paulson	9	15	0	1,891
244	Nick Price	1	15	0	1,891
245	Ted Purdy	6	14	0	1,892
246	Jonathan Kaye	2	12	0	1,894
247	Tom Byrum	1	12	0	1,894
248	Joe Affrunti	6	11	0	1,895
249	Fred Funk	7	9	0	1,897
250	Matt Weibring	5	9	0	1,897
251	Guy Boros	1	7	0	1,899
252	Notah Begay III	4	6	0	1,900
253	Jose Maria Olazabal	6	3	0	1,903
254	Greg Kraft	1	3	0	1,903
255	Mark Brooks	5	2	0	1,904
256	Mike Weir	15	2	0	1,904
257	Skip Kendall	6	1	0	1,905
258	Mark O'Meara	3	1	0	1,905
259	Graham DeLaet	2	1	0	1,905
260	J.L. Lewis	1		0	1,906
261	Brian Bateman	1		0	1,906

Playoffs Points for the FedExCup

Pos	Player	Events	Points	# of Wins	# of Top 10's	Points behind Lead	Reset Points
1	Bill Haas	26	2,760	1	7		260
2	Webb Simpson	24	2,745	2	10	15	2,500
3	Luke Donald	18	2,567	1	13	193	1,800
4	Dustin Johnson	21	2,488	1	6	272	2,250
5	Justin Rose	22	2,253	1	5	507	2,000
6	Matt Kuchar	23	1,853	0	9	907	1,600
7	Hunter Mahan	25	1,800	0	9	960	300
8	Brandt Snedeker	25	1,668	1	7	1,092	1,400
9	Nick Watney	21	1,420	2	9	1,340	1,200
10	Chez Reavie	26	1,220	0	5	1,540	1,000
11	K.J. Choi	22	1,207	1	8	1,553	440
12	Jason Day	21	1,058	0	10	1,702	600
13	John Senden	25	1,030	0	3	1,730	800
14	Aaron Baddeley	22	1,007	1	5	1,753	240
15	Phil Mickelson	21	795	1	7	1,965	420
16	Adam Scott	18	778	1	7	1,982	320
17	Gary Woodland	24	773	1	6	1,987	480
18	Steve Stricker	19	740	2	5	2,020	460
19	Charles Howell III	28	708	0	7	2,052	250
20	Keegan Bradley	28	648	2	4	2,112	310
20	David Toms	22	648	1	7	2,112	380
22	Mark Wilson	25	620	2	4	2,140	400
23	Bo Van Pelt	26	610	0	5	2,150	210
24	Geoff Ogilvy	21	608	0	4	2,152	270
25	Jason Dufner	23	583	0	6	2,177	290
26	Bubba Watson	22	578	2	3	2,182	340
27	Jonathan Byrd	24	565	1	5	2,195	360
28	Vijay Singh	24	548	0	5	2,212	280
29	Fredrik Jacobson	25	488	1	3	2,272	220
30	Y.E. Yang	18	440	0	5	2,320	230
31	Martin Laird	22	1,589	1	6	3,672	
32	Charl Schwartzel	15	1,560	1	3	3,701	
33	Camilo Villegas	25	1,532	0	4	3,729	
34	Kyle Stanley	26	1,523	0	3	3,738	
35	Rory Sabbatini	23	1,493	1	3	3,768	
36	Jim Furyk	25	1,468	0	4	3,793	
37	Ryan Moore	21	1,465	0	4	3,796	
38	Jerry Kelly	24	1,450	0	4	3,811	
39	Brian Davis	28	1,438	0	2	3,823	
40	Zach Johnson	22	1,414	0	4	3,847	
41	Charley Hoffman	26	1,369	0	2	3,892	
42	Chris Kirk	27	1,332	1	4	3,929	
43	Rickie Fowler	23	1,323	0	4	3,938	
44	Sergio Garcia	16	1,317	0	3	3,944	
45	Lucas Glover	22	1,305	1	1	3,956	
46	Robert Karlsson	18	1,297	0	3	3,964	
47	Spencer Levin	27	1,287	0	4	3,974	
48	Carl Pettersson	25	1,284	0	4	3,977	
49	Steve Marino	23	1,262	0	3	3,999	
50	Jimmy Walker	24	1,252	0	4	4,009	
51	Brandt Jobe	26	1,238	0	4	4,023	
52	Brendan Steele	25	1,160	1	2	4,101	
53	Ryan Palmer	23	1,159	0	3	4,102	
54	Jhonattan Vegas	24	1,149	1	2	4,112	
55	Robert Allenby	24	1,146	0	3	4,115	
56	D.A. Points	24	1,140	1	3	4,121	
57	Scott Stallings	26	1,125	1	2	4,136	
58	Sean O'Hair	23	1,102	1	1	4,159	
59	Chad Campbell	26	1,076	0	1	4,185	
60	Brendon de Jonge	28	1,024	0	3	4,237	
61	Chris Stroud	25	1,013	0	2	4,248	
62	Tommy Gainey	30	1,009	0	6	4,252	
63	Cameron Tringale	28	1,002	0	4	4,259	
64	Blake Adams	30	985	0	4	4,276	
65	Marc Leishman	25	947	0	2	4,314	
66	Andres Romero	22	939	0	4	4,322	
67	Ernie Els	20	924	0		4,337	
68	George McNeill	18	889	0	4	4,372	
69	Scott Piercy	19	885	1	2	4,376	
70	Johnson Wagner	23	842	1	1	4,419	
71	Kevin Na	24	778	0	5	4,483	

72	Kevin Strelman	23	770	0	3	4,491
73	Graeme McDowell	15	765	0	3	4,496
74	Robert Garrigus	23	759	0	3	4,502
75	Pat Perez	23	751	0	4	4,510
76	J.J. Henry	26	739	0	1	4,522
77	Harrison Frazar	18	713	1	1	4,548
78	Charlie Wi	22	711	0	1	4,550
79	Anthony Kim	26	702	0	2	4,559
80	Kris Blanks	26	694	0	2	4,567
81	Greg Chalmers	25	692	0	2	4,569
82	Brian Gay	23	685	0	3	4,576
83	William McGirt	28	674	0		4,587
84	Kevin Chappell	23	673	0	2	4,588
85	Bill Lunde	25	668	0		4,593
86	J.B. Holmes	16	640	0	4	4,621
87	Ian Poulter	16	639	0	1	4,622
88	Trevor Immelman	21	638	0		4,623
89	Padraig Harrington	18	625	0	3	4,636
90	Jeff Overton	23	619	0	3	4,642
91	Ryuji Imada	25	617	0	2	4,644
92	John Rollins	24	616	0	2	4,645
93	Scott Verplank	15	588	0	3	4,673
94	Chris Couch	19	573	0	3	4,688
95	Davis Love III	20	565	0	2	4,696
96	Ben Crane	20	561	0	2	4,700
97	Ricky Barnes	21	556	0	2	4,705
98	Stewart Cink	21	556	0	1	4,705
99	Troy Matteson	26	547	0	2	4,714
100	John Merrick	18	535	0	1	4,726
101	Bryce Molder	24	523	0	4	4,738
102	Josh Teater	28	513	0	1	4,748
103	Hunter Haas	26	499	0	3	4,762
104	Chris DiMarco	27	499	0		4,762
105	Paul Goydos	21	474	0	3	4,787
106	D.J. Trahan	26	474	0	1	4,787
107	Nick O'Hern	25	463	0	2	4,798
108	Matt Bettencourt	26	461	0	2	4,800
109	Arjun Atwal	25	459	0	1	4,802
110	Tim Herron	24	456	0	2	4,805
111	Michael Bradley	21	454	1	1	4,807
112	Retief Goosen	15	444	0	1	4,817
113	Kevin Stadler	24	444	0	1	4,817
114	Tom Gillis	17	431	0	2	4,830
115	Michael Thompson	21	413	0	1	4,848
116	Vaughn Taylor	23	397	0		4,864
117	Heath Slocum	25	388	0		4,873
118	Stuart Appleby	24	387	0	1	4,874
119	Rod Pampling	17	385	0	2	4,876
120	Joe Ogilvie	21	379	0	1	4,882
121	David Hearn	22	377	0	1	4,884
122	Billy Mayfair	25	353	0	1	4,908
123	James Driscoll	20	353	0	2	4,908
124	Steve Flesch	23	352	0	1	4,909
125	Steven Bowditch	24	347	0	1	4,914
126	Justin Leonard	23	328	0		4,933
127	Matt Jones	21	328	0	1	4,933
128	Tim Petrovic	25	326	0		4,935
129	David Mathis	21	326	0	1	4,935
130	Cameron Beckman	22	324	0		4,937
131	Dean Wilson	22	318	0		4,943
132	Tiger Woods	8	318	0	2	4,943
133	Ben Curtis	19	304	0		4,957
134	Alex Cejka	20	303	0		4,958
135	Roland Thatcher	18	302	0	2	4,959
136	Michael Putnam	21	300	0		4,961
137	Tim Clark	4	299	0	1	4,962
138	Stephen Ames	18	298	0	2	4,963
139	Kent Jones	21	297	0		4,964
140	Chris Riley	21	292	0	1	4,969
141	Zack Miller	26	290	0	1	4,971
142	Tag Ridings	24	286	0		4,975
143	Jason Bohn	19	284	0		4,977
144	Paul Casey	13	280	0		4,981
145	Matt McQuillan	17	280	0	2	4,981
146	Aron Price	15	272	0		4,989
147	Garrett Willis	20	270	0	1	4,991

148	Louis Oosthuizen	13	267	0	1	4,994
149	Joe Durant	21	260	0		5,001
150	Bob Estes	9	258	0	1	5,003

About the Commissioner



Finchem is the third commissioner of the PGA TOUR, succeeding Deane Beman. Beman served for 20 years, replacing Joe Dey, who had been the TOUR's commissioner in its first five years, 1969-74.

Prior to becoming commissioner on June 1, 1994, Finchem was deputy commissioner and chief operating officer of the TOUR.

He joined the TOUR as vice president of business affairs in 1987.

Tim Finchem began his 18th year as commissioner of the PGA TOUR in June 2011. From the time Finchem joined the TOUR management team, he has played a key role in strengthening the PGATOUR's position as one of the most successful, well-respected sports organizations in the world, and his leadership has helped foster the growth of the game, both domestically and internationally.

During his tenure, Finchem has greatly expanded the earnings opportunities for PGATOUR players. The TOUR, through its tournaments and sponsors, has dramatically escalated tournament purses and grown total revenues at an unprecedented rate. Since Finchem became commissioner in 1994, the PGATOUR and its tournaments have raised more than \$1 billion for charitable organizations.

Under Finchem's leadership, The Presidents Cup was created in 1994, bringing together the world's best non-European players in team match-play competition against their American counterparts. After nine stagings, The Presidents Cup has grown to be one of the most highly anticipated events on golf's calendar. The 2013 event will be played at Muirfield Village Golf Club in Dublin, OH, while The Presidents Cup 2015 will be contested in South Korea.

Finchem has also been instrumental in the formation of the International Federation of PGA TOURs and the World Golf Foundation. His personal dedication to the success of the The First Tee initiative has meant that, since the youth development organization's inception in 1997, The First Tee has grown to include programming at more than 200 chapters, 4,300 elementary schools and 120 military installations, reaching more than five million young people. Finchem currently serves as the co-chair of *The First Tee Campaign for 10 Million Young People* and chairman of The First Tee Board of Directors.

An additional accomplishment during Finchem's tenure has been the development and introduction of the FedExCup, a season-long points competition that culminates with the PGATOUR Playoffs for the FedExCup. Since 2007, the FedExCup has brought an unparalleled level of late-season focus to and interest in the TOUR, as indicated by significant increases in television and online audiences, tournament attendance, sponsor activation and media coverage.

Born in Ottawa, IL, on April 19, 1947, Finchem graduated from Princess Anne High School in Virginia Beach, VA. He attended the University of Richmond on a debate scholarship, receiving his Bachelor of Arts degree in 1969. He graduated from the University of Virginia Law School in 1973. After practicing law in Virginia Beach for three years, Finchem served in the White House as Deputy Advisor to the President in the Office of Economic Affairs in 1978 and 1979. In the early 1980s, Finchem co-founded the National Strategies and Marketing Group in Washington, D.C.

Finchem is the recipient of the Golf Course Superintendents Association of America's Old Tom Morris Award for 2001, the PGA of America's Distinguished Service Award for 2002, the Dick Schaap Lifetime Achievement in Sports Award in 2005 and the 2010 Donald Ross Award from the American Society of Golf Course Architects.

Finchem and his wife, the former Holly Bachand, have four children and live in Ponte Vedra Beach, FL.

Charity: 'Together, anything's possible'



Together, anything's possible.

Making a positive impact on the communities where PGA TOUR tournaments are held and players live has become an even larger focus in the golf organization's charitable mission with the "Together, anything's possible" campaign.

The charitable effort was celebrated in late 2005 when the PGA TOUR and its

tournaments reached the "Drive to a Billion" milestone. That cumulative effect, since the first donation in 1938, has reached more than \$1.6 billion entering 2011—including more than \$1 billion in the last 15 years—and is the cornerstone of the "Together, anything's possible" campaign. The forecast is for the second billion-dollar mark to be reached within approximately the next five years.

During THE PLAYERS Championship in May 2009, the TOUR unveiled its renewed commitment to charitable efforts aimed at further energizing and engaging all players, tournaments, sponsors, charities, volunteers and fans.

"The PGA TOUR has done a lot for charity over the years but only because of the passion for giving back shared by our players, tournaments, sponsors, charities, volunteers and fans," PGA TOUR Commissioner Tim Finchem said. "When we say, 'Together, anything's possible,' we mean that by rallying behind the common cause of charitable giving, we can create greater awareness and elevate our overall impact, which is so important in these difficult economic times."

A full-scale launch of "Together, anything's possible" began in 2010.

PGA TOUR, Champions Tour and Nationwide Tour events annually benefit more than 3,000 charities and countless individuals worldwide. Research shows that the majority of the funds raised each year are directly funneled back into the local market, so while there is not an "official charity of the PGA TOUR," there are many who benefit from the TOUR's one goal of "Giving Back."

Structure

Unlike any other professional sports organization, the PGA TOUR relies on more than 100,000 volunteers a year to run its events, and most of the 100-plus tournaments are structured as non-profit organizations designed to donate 100 percent of net proceeds to local charities. Beneficiaries include hospitals, youth-development organizations, growth-of-the-game programs and food banks. In addition, military support and fundraising for natural-disaster relief are apparent.

"Together, anything's possible" aims to organize the beneficiaries into a national network. The TOUR and its sanctioned tournaments will connect with each of these charities to begin communicating details of this platform.

Tournaments

In the "Together, anything's possible" campaign, the TOUR will assist tournaments in maximizing their charitable impact. The TOUR will work with tournaments to benchmark specific charity initiatives where feasible and expand proven activities across all Tours.

In The Presidents Cup, there is no purse, yet revenues are divided into equal shares that the participating players and Captains designate for charities of their choice, totaling nearly \$22 million in the eight playings of the event through the 2009 event in San Francisco.

Players

Players reach out to help considerably through charitable efforts in their home communities and elsewhere.

Under the "Together, anything's possible" platform, the TOUR commits resources to further promote each player's charitable activities, whether through television, advertising, PGATOUR.COM and video or new media support that will enable fans to get involved in their favorite players' charities. The TOUR will offer assistance to both players, who are currently engaged in charitable activities, as well as those who are interested in getting started.

"I am very excited that the TOUR will be helping us all make a bigger impact on our communities," said David Toms. "Two days after Hurricane Katrina hit, I sent an email to about 200 people and asked if they would be interested in supporting the cause. I thought we would be able to raise a little money and help a few more families. The response to that simple email was overwhelming. We had to get volunteers to help answer the phones, and within hours of an interview I did during a PGA TOUR broadcast, over 1,000 online donations crashed our system. It wasn't long before we had raised over \$1.5 million. That is an example of how we, as players, can help our communities and charities in times of need. This new, elevated charity platform will be an asset to all players who want to pitch in and make a difference."

Support of the United States military has been quite evident. The AT&T National in Philadelphia, PA, honors the United States Armed Forces by offering free admission to all military personnel and holding various events around the tournament.

Phil Mickelson began a "Birdies for the Brave" program in 2004 that continues to donate \$100 for each birdie and \$500 for each eagle he makes in competition and benefits "Homes for Our Troops" and "Special Operations Warrior Foundation." Numerous other players are affiliated with organizations that assist wounded veterans and their families.

Ernie Els was one of the players featured as he and his wife, Liezl, continued to work to promote autism awareness and fund research. The second playing of the Els for Autism Pro-Am raised \$800,000 for the Els for Autism Foundation, whose primary goal is to raise \$30 million to build the Els Center for Excellence. The Els Center for Excellence will be dedicated to educating autistic children and funding research into the causes of autism and developing new treatments for it.

In June 2010, Jim McGlothlin, a member of the PGA TOUR Golf Course Properties Board, organized "The Big 3 for the Mountain Mission Kids," a one-day tournament featuring Jack Nicklaus, Arnold Palmer and Gary Player. This event, which benefited the Mountain Mission School, raised an astounding \$15.2 million in a single day.

There was an exciting, new "Together, anything's possible" initiative in 2011. Country music star Darius Rucker wrote a song "Together, Anything is Possible," in which proceeds from downloads were distributed to PGA TOUR Charities, The First Tee and Birdies for the Brave.

The players' wives are also fully involved in giving back. The PGA TOUR Wives Association was a 2008 recipient of one of *Golf Magazine's* 10 Innovator Awards for its charitable nature and positive impact on tournament host cities. Since its incorporation in 1988, the PGA TOUR Wives Association has supported children's charities across the country by raising money and giving back much to the game of golf through personal time and monetary contributions. The organization celebrates its 25th



anniversary in 2012.

Fans

The TOUR has developed a call-to-action plan that allows fans to rally behind charities supported by its players and tournaments, allowing them to enhance lives by giving of their time or making contributions.

While many tournaments already have an effective outreach to their fans, the TOUR will develop an overarching communications plan that will add support on a national level. The TOUR launched PGATOUR.COM/together in 2010 so that fans learn more about the charitable involvement of their favorite players, tournaments or charities. This site enables fans to donate money and identify volunteer opportunities that directly benefit local charities. The TOUR will invest substantial internal resources, including an ad campaign, to promote the call to action.

The first full year of "Together, anything's possible" showed the breadth and depth of our collective charitable efforts, with the new charity Web site featuring more than 300 stories and videos about the wonderful work being done in communities around the globe. The site exceeded that amount of storytelling in 2011.

The First Tee



Anthony Kim (center) serves as co-chair of The First Tee Young Ambassador Council, along with LPGA's Paula Creamer (not shown).

Mission

To impact the lives of young people by providing educational programs that build character, instill life-enhancing values and promote healthy choices through the game of golf.

Overview

The First Tee has come a long way since its establishment in 1997. What started as an initiative to create affordable access for those not previously exposed to the game has become a preeminent positive youth development organization. Through the game of golf, The First Tee teaches young people life skills and character education, including its Nine Core Values and Nine Healthy Habits. The First Tee is having a positive impact on participants, their families and their communities.

The First Tee reaches young people in three ways: its chapter network, the national school program and at military installations in the U.S. and overseas.

Since 1997, The First Tee has:

- Introduced golf and its values to more than 5 million participants
- Grown its network to offer the Life Skills Experience in more than 700 program locations in 50 states and select international locations
- Introduced the national school program to students through physical education classes in more than 4,300 elementary schools

Founding Partners

The First Tee has been successful in creating a broad network of support, thanks to its Founding Partners: PGA TOUR, LPGA, the Masters Tournament, PGA of America and the USGA. Shell Oil Company is the Founding Corporate Partner.

To learn more about The First Tee, visit thefirsttee.org

The First Tee Nine Core Values

- Honesty
- Integrity
- Sportsmanship
- Respect
- Confidence
- Responsibility
- Perseverance
- Courtesy
- Judgment

Campaign for 10 Million Young People

In July 2011, The First Tee Campaign for 10 Million Young People launched at the Nature Valley First Tee Open at Pebble Beach. The campaign is designed to raise \$100 million to extend The First Tee's programs to 10 million young people by 2017. The First Tee's programs are part of the solution to some of the challenges young people face today, including preparing young people with skills needed for high school, college and life. The campaign will help sustain The First Tee network while allowing opportunity for enhanced and future programs.

Research

An independent, four-year, longitudinal research study confirmed The First Tee's ability to successfully teach life skills and The First Tee's Nine Core Values to youth participating in the Life Skills Experience, the educational curriculum delivered at all chapters. The study confirms young people learn and exhibit these life skills on the golf course, as well as in school, at home and other settings.

Highlights of the research study include:

- Youth credited The First Tee for their ability to transfer many of the life skills they learned in golf to school and other areas of their lives. For example: managing emotions, setting goals and resolving conflicts were life skills they consistently transferred.
- Fifty-seven percent of youth surveyed across three years credited The First Tee for their meeting and greetings skills, and 52 percent credited the program for their ability to appreciate diversity.
- During personal interviews, 78 percent of interviewees described their ability to transfer life skills through specific examples and stories. In all four years, school was unanimously identified as a setting in which participants transferred life skills. Job/college, friends and out-of-school activities also showed an increase in life skills transfer.
- After three consecutive years of participation in The First Tee, 73 percent reported high confidence in their ability to do well academically, and 82 percent felt confident in their social skills with peers.
- As it relates to golf, The First Tee youth surveyed reported above average confidence (2.9 on a 4 point scale) in their golf skills after participating in the program for three years. In fact, approximately half of all participants surveyed reported high confidence in their golfing ability.

PGA TOUR Wives Association

□ PGATOUR Wives Association, Inc. is a Florida not-for-profit corporation organized to render support for and provide assistance to needy children and their families through the means of charitable events. The Association is comprised of the wives of professional golfers on the PGATOUR and Nationwide Tour, as well as individuals and corporations that support the PGATOUR Wives Association, Inc.'s many charitable endeavors.

Since its incorporation in 1988, the PGATOUR Wives Association, Inc. has supported children's charities across the country by raising money and has given back to the game of golf through personal time and monetary contributions. In addition to fundraising, members participate in Community Outreach projects, performing a myriad of services ranging from Habitat for Humanity builds to cooking in soup kitchens to playing with hospitalized children in communities where tournaments are held.

While its membership varies from year to year, the commitment of the PGATOUR Wives Association, Inc. to making a difference in the lives of needy children stands strong. The Association's dedicated members, past and present, have reached deep into their resources to balance the demands of family, work and travel and have given generously of themselves to realize their ideals. For information regarding the PGATOUR Wives Association, please see its website at pgatourwives.org or contact Sara Mbores at the PGATOUR.



Luke Donald won twice and earned PGA TOUR Player of the Year honors.

Priority Rankings

Each PGA TOUR member has earned a position on the priority ranking system that will be used to select tournament fields. The complete ranking system, in order of priority, is as follows:

1. Winner of PGA Championship or U.S. Open prior to 1970 or in the last five calendar years and the current calendar year:

Keegan Bradley	Lucas Glover	Gary Player
Jack Burke, Jr.	Padraig Harrington	Lee Trevino
Angel Cabrera	Don January	Ken Venturi
Billy Casper	Gene Littler	Tiger Woods
Dow Finsterwald	Graeme McDowell	Y.E. Yang
Jack Fleck	Rory McIlroy	
Raymond Floyd	Bobby Nichols	
Doug Ford	Jack Nicklaus	
Al Geiberger	Arnold Palmer	

2. Winner of THE PLAYERS Championship in the last five calendar years and current year: **K.J. Choi, Tim Clark, Sergio Garcia, Phil Mickelson, Henrik Stenson**
3. Winners of the Masters in the last five calendar years and current year: **Trevor Immelman, Zach Johnson, Charl Schwartzel**
4. Winners of the British Open in the last five calendar years and current year: **Stewart Cink, Louis Oosthuizen**
5. Winners of THE TOUR Championship in the last three years and current year: **Jim Furyk, Bill Haas**
6. Winners of World Golf Championships events in the last three years and current year: **Luke Donald, Ernie Els, Hunter Mahan, Geoff Ogilvy, Ian Poulter, Adam Scott, Nick Watney**
7. Leader from the final FedExCup Points List in each of the last five calendar years: **Vijay Singh**
8. Leader from the final PGA TOUR Money List in each of the last five calendar years: **Matt Kuchar**
9. Tournament Winners:
- A. Winners of Official Money Events in the last two calendar years and Current year:
 1. Winners of two events are exempt for three calendar years
 2. Winners of three events are exempt for four calendar years
 3. Winners of four or more events are exempt for five calendar years
 4. NOTE: A player who earns a multi-year exemption shall have his exemption extended by one year for each additional victory in subsequent calendar year(s) up to a maximum of five years.

Stephen Ames
Stuart Appleby
Arjun Atwal
Aaron Baddeley
Cameron Beckman
Matt Bettencourt
Jason Bohn
Michael Bradley
Jonathan Byrd
Ben Crane
Jason Day
Harrison Frazar
Robert Garrigus
Brian Gay
Charley Hoffman
Fredrik Jacobson
Dustin Johnson
Anthony Kim

Chris Kirk
Martin Laird
Derek Lamely
Justin Leonard
Bill Lunde
Rocco Mediate
Bryce Molder
Kevin Na
Sean O'Hair
Ryan Palmer
Kenny Perry
Carl Pettersson
Scott Piercy
D.A. Points
Justin Rose
Rory Sabbatini
Webb Simpson

Heath Slocum
Brant Snedeker
Scott Stallings
Brendan Steele
Steve Stricker
David Toms
Jhonattan Vegas
Camilo Villegas
Johnson Wagner
Bubba Watson
Lee Westwood
Mark Wilson
Gary Woodland

10. Official PGA TOUR Career Money List:
- A. Top 50 on the prior year official PGA TOUR career money list may elect to use a one-time, one-year special exemption for the next year
 - B. Top 25 on the prior year official PGA TOUR career money list may elect to use a one-time, one-year special exemption for the next year and may use for two years if
 - 1. Is among the top 25 the first year and remains among the top 50 the second year and
 - 2. Accepts the first exemption as Top 50 and the second year as among the Top 25
- Scott Hoch**
11. Sponsor Exemptions:
- A. A maximum of eight players (may include amateurs with handicaps of zero or less):
 - 1. If all of the players in the top 25 and ties from the Qualifying Tournament and players 2-25 on the Nationwide Tour's prior year money list are not in the field, then the sponsor shall utilize no less than two sponsor exemptions for such players
 - 2. Not less than two sponsor exemptions shall be given to PGA TOUR members not otherwise exempt
 - 3. PGA TOUR members are eligible for an unlimited number of exemptions. PGA TOUR non-members are eligible for a combined maximum of seven exemptions.
12. Two foreign players designated by the Commissioner:
13. The current PGA club professional champion for a maximum of six open tournaments (three must be opposite events):
David Hutsell III
14. Either winner of a PGA section championship, PGA section Player of the Year or PGA section member who wins a qualifying event, at the section's discretion, shall play in the tournament in which that section is hosting the qualifier.
15. Top four finishers at Open Qualifying:
16. Past champions of respective event:
- A. For the particular tournament won, winners of a PGA TOUR event with the same sponsor (before 1970 - unlimited but has made a cut within the last five years or is an add to the field; between 1970-2000 for 10 years; and after 2000 for five years)
17. Life Members:
Must maintain a scoring average no greater than three strokes over the field average for the rounds in which they have played
Davis Love III
Tom Watson
18. Top 30 from the FedExCup points list:
Chez Reavie
John Senden
Charles Howell III
Bo Van Pelt
Jason Dufner
19. Top 125 on the prior year's official money list:
- | | | |
|-------------------------|-------------------------|-------------------------|
| Spencer Levin | Kevin Streelman | David Hearn |
| Tommy Gainey | Pat Perez | Greg Chalmers |
| Rickie Fowler | Jeff Overton | Tom Gillis |
| Steve Marino | Brendon de Jonge | Retief Goosen |
| Ryan Moore | Scott Verplank | Billy Mayfair |
| Robert Karlsson | Charlie Wi | Josh Teater |
| Brandt Jobe | Chad Campbell | Kevin Stadler |
| Kyle Stanley | Blake Adams | Chris DiMarco |
| George McNeill | Chris Stroud | James Driscoll |
| Robert Allenby | Hunter Haas | Joe Ogilvie |
| Jerry Kelly | Ryuji Imada | David Mathis |
| J.B. Holmes | Ricky Barnes | John Merrick |
| Paul Goydos | Troy Matteson | Sunghoon Kang |
| John Rollins | Briny Baird | Tom Pernice, Jr. |
| Kris Blanks | Nick O'Hern | Rod Pampling |
| Kevin Chappell | Michael Thompson | D.J. Trahan |
| Jimmy Walker | Chris Couch | |
| Cameron Tringale | Marc Leishman | |
| Andres Romero | Tim Herron | |
| Brian Davis | J.J. Henry | |
20. Top 125 non members:
Non members whose official money from prior year and money earned in World Golf Championships events in the prior year equals or exceeds the amount of

official money earned by a player finishing 125th on the prior year's money list

Bud Cauley

21. Major medical/family crisis extension:

Bart Bryant
Arron Oberholser
Jeff Klauk
Joey Snyder
Dudley Hart
Kevin Sutherland
Jose Maria Olazabal
Jesper Parnevik
Graham DeLaet
Hank Kuehne
Alex Cejka
Jeff Maggert
Jose Coceres
Marc Turnesa
Chad Collins
Fred Funk
Wes Short, Jr.
Joey Snyder

22. Leading money winner and three-time winners from previous year's Nationwide Tour:

J.J. Killeen

23. Leading money winner from Nationwide Tour medical:

James Lovemark
Patrick Moore

24. Top 10 and ties from the previous event:

25. Top 25 and ties from Q-school/players 2-25 on the Nationwide Tour prior year money list:

A. In alternating order beginning with first place at Q-School

B. Reordered after the eighth tournament; Mondays of the Masters, U.S. Open and PGA Championship; and finally on Monday following the 38th week

Brendon Todd	Kevin Kisner	Richard H. Lee
Ted Potter, Jr.	Erik Compton	Billy Hurley, III
Stephen Gangluff	John Mallinger	Alexandre Rocha
Mathew Goggin	Roberto Castro	John Huh
Bobby Gates	Kyle Thompson	Nathan Green
Jason Kokrak	Charlie Beljan	Colt Knost
Seung-yul Noh	Kyle Reifers	
Jonas Blixt	William McGirt	
Tommy Biershenk	Gavin Coles	
Danny Lee	Harris English	
Jarrold Lyle	Matt Every	
Ken Duke	Patrick Sheehan	
Vaughn Taylor	Daniel Chopra	
Scott Brown	Greg Owen	
Bob Estes	Steve Wheatcroft	
Gary Christian	Scott Dunlap	
Brian Harman	Garth Mulroy	
Miguel Angel Carballo	Daniel Summerhays	
Marco Dawson	Mark D. Anderson	
Troy Kelly	Edward Loar	
Sang-Moon Bae	Will Claxton	
Russell Knox	Martin Flores	

26. Qualifying Tournament/Nationwide Tour medical:

Duffy Waldorf
Shane Bertsch
Michael Putnam
Neal Lancaster
Peter Tomasulo
Carl Paulson
David Berganio, Jr.
Fran Quinn
Joe Affrunti

NOTE: This category is subject to reorder with the above category #25.

27. Players winning three Nationwide Tour events in the current year:

28. Minor medical extension:

Dean Wilson

29. Twenty-five finishers beyond 125th place on prior year's money list (126-150):

Roland Thatcher

Steven Bowditch

Matt Jones

Steve Flesch

Paul Casey

Matt McQuillan

Billy Horschel

Garrett Willis

Scott McCarron

Tim Petrovic

Zack Miller

Ben Curtis

30. Nonexempt, major medical/family crisis:

Mike Weir

31. Past Champion, Team Winners, Veteran members beyond 150th place on the previous year's money list in order of their combined official PGA TOUR and Nationwide Tour earnings in the previous year:

A. Reordered based on each member's position on the current year money list

B. Reordered Mondays of The Masters, U.S. Open and PGA Championship, and finally on Monday following the 38th week

32.

33. Past Champions:

34. Special Temporary Members:

35. Team Championship Winners:

36. Veteran Members:

37. Fifty finishers beyond the 150th place on the prior year's money list

International Players

Argentina (4)

Angel Cabrera
Miguel Carballo
Jose Coceres
Andres Romero

Australia (18)

Robert Allenby
Stuart Appleby
Aaron Baddeley
Steven Bowditch
Greg Chalmers
Gavin Coles
Jason Day
Steve Elkington
Mathew Goggin
Nathan Green
Mark Hensby
Matt Jones
Marc Leishman
Jarrod Lyle
Geoff Ogilvy
Rod Pampling
Adam Scott
John Senden

Brazil (1)

Alex Rocha

Canada (5)

Stephen Ames
Graham DeLaet
David Hearn
Matt McQuillan
Mike Weir

Colombia (1)

Camilo Villegas

England (8)

Paul Casey
Gary Christian
Brian Davis
Luke Donald
Greg Owen
Ian Poulter
Justin Rose
Lee Westwood

Fiji (1)

Vijay Singh

Germany (1)

Alex Cejka

India (1)

Arjun Atwal

Ireland (1)

Padraig Harrington

Japan (1)

Ryuji Imada

New Zealand (1)

Danny Lee

Northern Ireland (2)

Graeme McDowell
Rory McIlroy

Paraguay (1)

Carlos Franco

Scotland (2)

Martin Laird
Russell Knox

South Africa (8)

Tim Clark
Ernie Els
Retief Goosen
Trevor Immelman
Garth Mulroy
Louis Oosthuizen
Rory Sabbatini
Charl Schwartzel

South Korea (8)

Sang-Moon Bae
K.J. Choi
Sunghoon Kang
Bio Kim
Kevin Na
Seung-yul Noh
Charlie Wi
Y.E. Yang

Spain (2)

Sergio Garcia
Jose Maria Olazabal

Sweden (8)

Jonas Blixt
Daniel Chopra
Fredrik Jacobson
Richard S. Johnson
Robert Karlsson
Jesper Parnevik
Carl Pettersson
Henrik Stenson

Venezuela (1)

Jhonattan Vegas

Zimbabwe (1)

Brendon de Jonge

2012 International Summary

76 international players from 21 countries

Blake Adams



EXEMPT STATUS: 84th on 2011 money list
HEIGHT: 6-3
WEIGHT: 205
BIRTHDATE: August 27, 1975
BIRTHPLACE: Eatonton, GA
RESIDENCE: Swainsboro, GA
FAMILY: Wife, Beth; Jake (6/7/07), Libby (4/27/10)

SPECIAL INTERESTS: Hunting, fishing, watching sports, spending time with family
EDUCATION: Georgia Southern (2001, Sociology)
TURNED PRO: 2001
 Nationwide Tour Graduate (2009)
JOINED TOUR: 2010

PGA TOUR BEST FINISHES:

T2–2010 HP Byron Nelson Championship

BEST 2011 PGA TOUR FINSHES:

T3–Reno-Tahoe Open.

2011 PGA TOUR HIGHLIGHTS:

Wrapped up his sophomore season on the PGA TOUR with 34 starts and career-best numbers in virtually every statistical category...Turned in the first of four top 10s, with a T9 at the Travelers Championship on the strength of four rounds in the 60s (66-66-66-68)...After opening with an even-par 72 at the Viking Classic he carded a personal-best, 10-under 62 in the second round en route to a T9 finish...Notched third top-10 of the year, with a T3 at

the Reno-Tahoe Open...Entered the Deutsche Bank Championship No. 81 in the FedExCup standings but played his way into the 70-player BMW Championship field with a T10 finish. Moved to No. 57 in the standings after his Boston-area performance...Unable to mount a charge at Cog Hill with a 61st-place finish, ending the year No. 64 in the FedExCup standings...Made the cut in all four Fall Series events, with a T32 after four rounds in the 60s at the McGladrey Classic his best effort.

PERSONAL:

Got his start in golf at age 5 when he would go to the golf course with his dad. Lists his parents as his heroes. Cites playing Augusta National and making it to the final stage of the PGA TOUR Qualifying Tournament as his biggest thrills in golf. Was a two-time, first-team all-state basketball player in high

school. Wears black on Sundays in memory of his father, who passed away on Easter Sunday in 2004.

PLAYER STATISTICS:

Scoring Average	70.70	(69)
Driving Distance	292.1	(80)
Driving Accuracy Percentage	65.79%	(45)
Greens in Regulation Percentage	65.48%	(97)
Strokes Gained - Putting	.482	(21)

MISC STATISTICS:

CAREER PGA TOUR LOW ROUND/ROUND
 62–2011 Viking Classic/2

LARGEST PGA TOUR PAYCHECK
\$485,333–2010 HP Byron Nelson Championship/T2

HIGHEST OWGR RANK
 After 2010 HP Byron Nelson Championship/112

PGA TOUR CAREER SUMMARY

Year	Events Played	Cuts Made	1st	2nd	3rd	Top 10	Top 25	FedExCup Pts	FedExCup Rank	Earnings	Money Rank
2011	34	23			1	4	6	64	64	1,100,558	84
2010	26	15		1		2	5	95	95	963,593	98
Total	60	38		1	1	6	11			2,064,151	328

NATIONWIDE TOUR CAREER SUMMARY

Year	Events Played	Cuts Made	1st	2nd	3rd	Top 10	Top 25	Earnings	Money Rank
2009	21	16		2	2	8	12	399,749	3
2008	11	7				1	4	63,071	94
2007	16	5					1	23,270	154
Total	48	28		2	2	9	17	486,090	169

TOP TOURNAMENT SUMMARY

Tournament	'10	'11
The Masters		
US Open		
British Open		
PGA Championship		
THE PLAYERS		CUT
TOUR Championship		
WGC-Accenture		
WGC-Cadillac		
WGC-Bridgestone		
WGC-HSBC Champions		
The Barclays	CUT	CUT
Deutsche Bank Championship	T61	T10
BMW Championship		61

Joe Affrunti (uh-FRONT-tee)



EXEMPT STATUS: Qualifying Tournament/Nationwide Tour Medical
HEIGHT: 5-7
WEIGHT: 155
BIRTHDATE: August 1, 1981
BIRTHPLACE: Chicago, IL
RESIDENCE: Crystal Lake, IL

FAMILY: Single

SPECIAL INTERESTS: Working out, hockey, snowboarding, fishing

EDUCATION: University of Illinois (2004, Speech Communications)

TURNED PRO: 2004

Nationwide Tour Graduate (2010)

JOINED TOUR: 2011

PGA TOUR BEST FINISHES:

T50–2011 Puerto Rico Open presented by seepuertorico.com

BEST 2011 PGA TOUR FINSHES:

T50–Puerto Rico Open presented by seepuertorico.com.

2011 PGA TOUR HIGHLIGHTS:

Will play with a Qualifying Tournament/Nationwide Tour Medical Extension in 2012. Coupled with 2011 earnings of \$18,837, he has 13 events to earn \$649,329, equaling No. 125 from 2011...Made two of six cuts on TOUR before left-shoulder surgery ended his rookie season...Remains in rookie category for 2012.

PERSONAL:

Says getting his PGA TOUR card at the 2010 Nationwide Tour Championship is his biggest thrill in golf...Lists the Chicago Blackhawks winning the Stanley Cup as his biggest thrill outside golf...Lists Troon as his favorite golf course. The Chicago Blackhawks, Bears and White Sox as his favorite professional teams. Favorite TV shows are "Dirty Jobs" and "River Monsters" and favorite movies are "Caddyshack" and "Slap Shot." Favorite food is pasta and enjoys spending time in Chicago...In addition to golf, he also lettered in high school hockey...Superstitions include carrying two tees and one coin in his right pocket...Bucket list includes eating great food all around the world...Says not many people know he has a shoe fetish...Would round out his dream foursome with Wayne Gretzky, Mario Lemieux and Arnold Palmer...Never travels without his flip-flops...Lists John Swenson as his

instructor...Non-golf related jobs include working at a driving range and cleaning out vending machines.

PLAYER STATISTICS:

Scoring Average	72.48	(N/A)
Driving Distance	283.7	(N/A)
Driving Accuracy Percentage	62.40%	(N/A)
Greens in Regulation Percentage	61.73%	(N/A)
Strokes Gained - Putting	-1.461	(N/A)

MISC STATISTICS:

CAREER PGA TOUR LOW ROUND/ROUND

66–2011 Sony Open in Hawaii/2

LARGEST PGA TOUR PAYCHECK

\$10,395–2011 Sony Open in Hawaii/T68

HIGHEST OWGR RANK

After 2011 Farmers Insurance Open/286

PGA TOUR CAREER SUMMARY

Year	Events Played	Cuts Made	1st	2nd	3rd	Top 10	Top 25	FedExCup Pts	FedExCup Rank	Earnings	Money Rank
2011	6	2						248	248	18,837	243
2010	1										
2005	2										
2004	3										
Total	12	2								18,837	565

NATIONWIDE TOUR CAREER SUMMARY

Year	Events Played	Cuts Made	1st	2nd	3rd	Top 10	Top 25	Earnings	Money Rank
2011	1	1							
2010	26	16		2	1	4	8	229,433	22
2009	1	1				1	1	16,875	167
2005	1								
2004	1								
Total	30	18		2	1	5	9	246,308	347

TOP TOURNAMENT SUMMARY

Tournament	'04	'05
The Masters		
US Open		
British Open		
PGA Championship		
THE PLAYERS		
TOUR Championship		
WGC-Accenture		
WGC-Cadillac		
WGC-Bridgestone		
WGC-HSBC Champions		
The Barclays		
Deutsche Bank Championship		
BMW Championship	CUT	CUT

Thomas Aiken



EXEMPT STATUS: None/International Player
HEIGHT: 5-10
WEIGHT: 155
BIRTHDATE: July 16, 1983
BIRTHPLACE: Johannesburg, South Africa

RESIDENCE: Johannesburg, South Africa
FAMILY: Single
SPECIAL INTERESTS: Rugby, fishing, cricket, water sports, movies, wine
TURNED PRO: 2002

PGA TOUR BEST FINISHES:

T7–2009 World Golf Championships-CA Championship

BEST 2011 PGA TOUR FINSHES:

T35–World Golf Championships-Cadillac Championship.

INTERNATIONAL VICTORIES:

(7): 2004 Vodacom Legends Tour at Zimbali [SAf], Vodacom Legends Tour at Sun City [SAf], Vodam Origins of Golf Tour Championship [SAf]. 2005 Telkom PGA Championship [SAf], MTC Namibian PGA Championship [SAf]. 2010 Platinum Classic [SAf]. 2011 Open de Espana [Eur].

2011 PGA TOUR HIGHLIGHTS:

Entered the Open de Espana on the European Tour with a two-stroke lead and proceeded to shoot a 2-under 70 Sunday, which was enough to hold off Anders Hansen by the same two-stroke margin. The victory was his first on the European Tour, and he dedicated the win in Spain to World Golf Hall of Famer Seve Ballesteros, who died two days earlier...Of his other four top-10 finishes, his best were solo fifths at both the Madrid Masters and the Castello Masters.

PERSONAL:

At age 9, Martin Witcher had become his coach. Later joined the Randpark GC Academy, where he played alongside Anton Haig...Played cricket at the provincial level as a fast bowler and was also an accomplished tennis player. He eventually opted to focus on golf because he says "the scenery was more

interesting."

PLAYER STATISTICS:

Scoring Average	71.65	(N/A)
Driving Distance	302.8	(N/A)
Driving Accuracy Percentage	47.86%	(N/A)
Greens in Regulation Percentage	60.00%	(N/A)
Strokes Gained - Putting	.654	(N/A)

MISC STATISTICS:

CAREER PGA TOUR LOW ROUND/ROUND

65–2009 World Golf Championships-CA Championship/4

LARGEST PGA TOUR PAYCHECK

\$192,500–2009 World Golf Championships-CA Championship/T7

HIGHEST OWGR RANK

After 2011 Wells Fargo Championship/73

PGA TOUR CAREER SUMMARY

Year	Events Played	Cuts Made	1st	2nd	3rd	Top 10	Top 25	FedExCup Pts	FedExCup Rank	Earnings	Money Rank
2011	4	1									
2010	1	1								16,358	
2009	3	2				2	2			147,172	
2008	1	1								33,267	
2006	1										
Total	10	5				2	2			196,797	

NATIONWIDE TOUR CAREER SUMMARY

Year	Events Played	Cuts Made	1st	2nd	3rd	Top 10	Top 25	Earnings	Money Rank
2007	10	3					1	13,993	196
2005	2	1					1	5,361	215
Total	12	4					2	19,353	981

EUROPEAN TOUR 2011 SUMMARY

Year	Events Played	Cuts Made	1st	Earnings	Money Rank
2011	17	12	1	903,284	

ASIAN TOUR 2011 SUMMARY

Year	Events Played	Cuts Made	1st	Earnings	Money Rank
2011	1	1		17,400	

SUNSHINE TOUR 2011 SUMMARY

Year	Events Played	Cuts Made	1st	Earnings	Money Rank
2011	6	5		457,634	

TOP TOURNAMENT SUMMARY

Tournament	'06	'08	'09	'10	'11
The Masters					
US Open					
British Open	CUT	T39	T8	T74	CUT
PGA Championship					CUT
THE PLAYERS					
TOUR Championship					
WGC-Accenture					
WGC-Cadillac			T7		T35
WGC-Bridgestone					
WGC-HSBC Champions			T68		70
The Barclays					
Deutsche Bank Championship					
BMW Championship					

Robert Allenby (allen-BEE)



EXEMPT STATUS: 60th on 2011 money list
HEIGHT: 6-1
WEIGHT: 185
BIRTHDATE: July 12, 1971
BIRTHPLACE: Melbourne, Australia
RESIDENCE: Melbourne, Australia

FAMILY: Harry Jack (9/20/99); Lily Bella (1/17/02)
SPECIAL INTERESTS: Fishing, Challenge Cancer Charity (Melbourne, Australia)
TURNED PRO: 1991
Q-SCHOOL: 1998
JOINED TOUR: 1999

PGA TOUR VICTORIES (4):

2000 Shell Houston Open. 2000 Advil Western Open. 2001 Nissan Open. 2001 Marconi Pennsylvania Classic

BEST 2011 PGA TOUR FINSHES:

T4--Northern Trust Open.

INTERNATIONAL VICTORIES:

(18): 1999 Victorian Open [Aus]. 1992 Perak Masters [Aus], Johnnie Walker Classic [Aus]. 1993 Optus Players Championship [Aus]. 1994 Heineken Australian Open [Aus], Honda Open [Eur]. 1995 Heineken Classic [Aus]. 1996 Alamo English Open [Eur], Peugeot Open de France [Eur], One2One British Masters [Eur]. 2000 Australian PGA Championship [Aus]. 2001 Australian PGA Championship [Aus]. 2003 MasterCard Australian Masters [Aus]. 2005 Australian Open [Aus], Australian PGA Championship [Aus], Australian Masters [Aus]. 2009 Nedbank Challenge [SAf], Australian PGA Championship [Aus].

NATIONAL TEAMS:

The Presidents Cup (6), 1994, 1996, 2000, 2003, 2009, 2011; World Cup (3), 1993, 1995, 2009; Dun-

hill Cup (1), 1993.

2011 PGA TOUR HIGHLIGHTS:

Former champion posted first of three top 10s of the season with a T4 at the Northern Trust Open, his fifth top 10 in 13 starts at the event. One of a PGA TOUR record nine players to hold a share of the first-round lead, at 4-under-par...Next top-10 finish, a T6, came at the Shell Houston Open. It marked his 65th top-10 TOUR finish...Collected a third top 10 of the season with a T6 at the AT&T National on the strength of a final round, 5-under 65, a score that was his low round on the PGA TOUR to date and featured a hole-in-one on the par-3 14th. The ace was the eighth of his career, tying him for second-most on TOUR since 1971, trailing only Hal Sutton's 10...Was one of two Captain's Picks selected by Greg Norman for The Presidents Cup held in his hometown of Melbourne, Australia. Struggled to an 0-4-0 record for the International team...A week later, he found himself in a playoff at the Australian PGA Championship with Marcus Fraser and Greg Chalmers. Along with Fraser, he made a bogey on the first playoff hole to Chalmers' par, giving Chalmers the victory.

PERSONAL:

His 1996 season on European Tour, he finished third on the order of merit, ended prematurely in Oc-

tober when he suffered a broken sternum and facial injuries in a traffic accident in Spain. Was presented 2001 Ben Hogan Award by the Golf Writers Association of America for recovering from that accident...Patron and spokesperson for Challenge Cancer Support Network, with the Robert Allenby Golf Day having raised more than \$9 million since 1992 for children with cancer and blood disorders. Allenby has given more than \$500,000 to the cause. Has duck headcovers on his woods to publicize the effort.

PLAYER STATISTICS:

Scoring Average	70.28	(32)
Driving Distance	290.2	(100)
Driving Accuracy Percentage	62.91%	(81)
Greens in Regulation Percentage	67.54%	(39)
Strokes Gained - Putting	-.200	(148)

MISC STATISTICS:

CAREER PGA TOUR LOW ROUND/ROUND
62--2002 Air Canada Championship/2

LARGEST PGA TOUR PAYCHECK
\$1,026,000--2010 THE PLAYERS Championship/2

HIGHEST OWGR RANK
After 2010 HP Byron Nelson Championship/12

PGA TOUR CAREER SUMMARY

Year	Events Played	Cuts Made	1st	2nd	3rd	Top 10	Top 25	FedExCup Pts	FedExCup Rank	Earnings	Money Rank
2011	25	19				3	7	55	55	1,452,567	60
2010	22	18		2	1	5	11	28	28	2,974,997	18
2009	21	16		1		3	8	43	43	1,890,946	42
2008	28	27		2	1	9	17	19	19	3,606,700	11
2007	28	18			2	8	11	20	20	2,219,538	27
2006	22	20				3	12			1,503,581	56
2005	31	17				3	9			1,184,458	63
2004	26	22				5	11			1,513,537	44
2003	24	21			1	9	13			2,176,452	24
2002	27	22		2	1	8	14			2,115,771	20
2001	29	25	2			5	14			2,309,029	16
2000	26	22	2	1		3	10			1,968,685	16
1999	27	17					4			321,507	126
1998	9	7				1	4			191,867	141
1997	8	3				1	2			69,990	185
1996	7	2								15,932	252
1995	9	5					3			73,288	176
1994	1	1									
1993	6	1								11,052	235
Total	376	283	4	8	6	66	150			25,599,894	18

AUSTRALIAN TOUR 2011 SUMMARY

Year	Events Played	Cuts Made	1st	Earnings	Money Rank
2011	3	2		127,350	

TOP TOURNAMENT SUMMARY

Tournament	'91	'93	'94	'95	'96	'97	'98	'99	'00	'01	'02	'03
The Masters						CUT				47	T29	T39
US Open		T33				CUT		T46		CUT	T12	CUT
British Open	CUT	CUT	T60	T15	T55	T10	T19		T36	T47	CUT	T43
PGA Championship		CUT		CUT	CUT	T49	T13	CUT	T19	T16	T10	T39
THE PLAYERS				73	CUT	CUT			T53	T21	T11	T4
TOUR Championship									T16	T22	T22	T13
WGC-Accenture										T17	T33	T9
WGC-Cadillac									T25	CNL	T31	T21
WGC-Bridgestone									T12	T23	T2	T6
WGC-HSBC Champions												
The Barclays		CUT								T8	T73	
Deutsche Bank Championship												T19
BMW Championship								CUT	P1	CUT	T10	T6

Tournament	'04	'05	'06	'07	'08	'09	'10	'11
The Masters	CUT	CUT	T22	CUT	T42	T38	T45	CUT
US Open	T7	CUT	T16	CUT	T18	CUT	T29	CUT
British Open	CUT	T52	T16	CUT	T7	T52	T27	T48
PGA Championship	T9	CUT	T20	CUT	T31	T24		T26
THE PLAYERS	T33	CUT	T38	CUT	T42	T14	2	T50
TOUR Championship				T11	16		T17	
WGC-Accenture	T17	T5	T17	T33	T33	T33	T17	T33
WGC-Cadillac	T54		T26	T3	T20	T28	T11	T15
WGC-Bridgestone	T9		T22	81	T20	T2	DNS	T48
WGC-HSBC Champions						T23	T21	
The Barclays	T14			CUT	T38	T15	T47	T52
Deutsche Bank Championship		T15	T4	8	T44	CUT	T45	T52
BMW Championship	T11	T16	T30	T38	T38	29	T24	T12

Michael Allen



EXEMPT STATUS: Veteran Member

HEIGHT: 6-0

WEIGHT: 195

BIRTHDATE: January 31, 1959

BIRTHPLACE: San Mateo, CA

RESIDENCE: Scottsdale, AZ

FAMILY: Wife, Cynthia; Christy (12/8/93), Michelle (6/3/97)

SPECIAL INTERESTS: Sports, wine, reading, politics, motorcycles

EDUCATION: University of Nevada (1982, Horticulture)

TURNED PRO: 1984

Q-SCHOOL: 1989, 1990, 1991, 1992, 1994, 2001, 2003, 2005, 2006

Nationwide Tour Alumnus

JOINED TOUR: 1990

PGA TOUR BEST FINISHES:

2–2004 Chrysler Classic of Greensboro. 2–2007 Turning Stone Resort Championship. 2–2010 Viking Classic

BEST 2011 PGA TOUR FINISHES:

T37–Children's Miracle Network Hospitals Classic.

INTERNATIONAL VICTORIES:

(1): 1989 Bell's Scottish Open [Eur.].

OTHER VICTORIES:

(1): 2003 Southern Arizona Open.

2011 PGA TOUR HIGHLIGHTS:

Once again, divided time between the PGA TOUR and Champions Tour. Made five starts on the PGA TOUR and added 19 Champions Tour starts, where he amassed 10 top-10 finishes, highlighted by runner-up showing at the Charles Schwab Cup Championship and a pair of third-place finishes...Entered the final round tied for second at TPC Harding Park at the Champions Tour's final event, shot a final-round 71 to T2, two strokes behind Jay Don Blake...In his third start of the Champions Tour season, posted a 7-under 64 in the second round of the Toshiba Classic in Newport Beach, CA, to finish T3. Three starts later, shot a final-round, 10-under 62, a then career-low round, at the Liberty Mutual Legends of Golf to finish T3. Claimed top-5 finishes in five of his first seven starts of the Champions Tour season.

PERSONAL:

Was planning to be a stockbroker before turning to golf as a profession...Won the 2003 Southern Ari-

zona Open with daughter Christy caddying.

PLAYER STATISTICS:

Scoring Average	71.50	(N/A)
Driving Distance	281.8	(N/A)
Driving Accuracy Percentage	78.44%	(N/A)
Greens in Regulation Percentage	65.28%	(N/A)
Strokes Gained - Putting	-.660	(N/A)

MISC STATISTICS:

CAREER PGA TOUR LOW ROUND/ROUND

63–5 times, most recent 2008 Justin Timberlake Shriners Hospitals for Children Open/1

LARGEST PGA TOUR PAYCHECK

\$648,000–2007 Turning Stone Resort Championship/2

HIGHEST OWGR RANK

After 2009 Wyndham Championship/167

PGA TOUR CAREER SUMMARY

Year	Events Played	Cuts Made	1st	2nd	3rd	Top 10	Top 25	FedExCup Pts	FedExCup Rank	Earnings	Money Rank
2011	5	3						241	241	42,343	228
2010	17	8		1		2	3	161	161	726,631	130
2009	22	15				1	6	108	108	741,066	110
2008	28	18			1	3	5	90	90	981,263	106
2007	22	15		1		2	4	162	162	1,016,952	95
2006	25	17					3			470,946	153
2005	30	15				2	5			591,829	130
2004	28	15		1		2	4			882,872	88
2002	29	9					1			108,777	197
2001	1	1					1			91,734	
2000	1	1								4,936	
1999	1										
1996	1	1								2,425	362
1995	21	7				1	1			55,825	197
1994	32	17					2			91,191	162
1993	27	15			2	3	6			231,072	73
1992	16	4								11,455	233
1991	29	15					2			47,626	177
1990	30	16					4			95,319	140
1988	1										
Total	366	192		3	3	16	47			6,194,261	188

CHAMPIONS TOUR CAREER SUMMARY

Year	Events Played	Cuts Made	1st	2nd	3rd	Top 10	Top 25	Earnings	Money Rank
2011	19	19		1	2	10	17	1,161,306	11
2010	14	14		3	1	7	10	1,196,770	9
2009	3	3	1			1	2	402,661	41
Total	36	36	1	4	3	18	29	2,760,738	110

NATIONWIDE TOUR CAREER SUMMARY

Year	Events Played	Cuts Made	1st	2nd	3rd	Top 10	Top 25	Earnings	Money Rank
2003	24	14		1		2	7	89,201	55
2001	21	13				2	4	59,864	71
2000	11	8		1		3	6	103,373	49
1999	24	10				1	3	22,871	93
1998	21	10	1			4	7	67,482	42
1997	20	9				3	4	26,792	75
1995	5	3					1	4,840	158
1992	1	1						1,125	219
Total	127	68	1	2		15	32	375,548	217

TOP TOURNAMENT SUMMARY

Tournament	'88	'89	'90	'91	'92	'93	'94	'95	'99	'01	'02	'04
The Masters												
US Open							DQ			T12	CUT	
British Open	CUT	T52	T53									
PGA Championship						T61						
THE PLAYERS			CUT				T62					
TOUR Championship												
WGC-Accenture												
WGC-Cadillac												
WGC-Bridgestone												
WGC-HSBC Champions												
The Barclays			T50	67	CUT	T52	CUT	T40	CUT		CUT	CUT
Deutsche Bank Championship												T59
BMW Championship			85	T36		T7	T36				CUT	T27

Tournament	'05	'06	'08	'09	'10
The Masters					
US Open	T67		CUT		
British Open					
PGA Championship	CUT		T47	T19	
THE PLAYERS	T27		CUT	63	CUT
TOUR Championship					
WGC-Accenture					
WGC-Cadillac					
WGC-Bridgestone					
WGC-HSBC Champions					
The Barclays	T22	T36	T65	CUT	
Deutsche Bank Championship	CUT	T61	T27		
BMW Championship	CUT	CUT			

Stephen Ames (AIMS)



EXEMPT STATUS: Winner, 2006 THE PLAYERS Championship; multiple tournament winner (through 2013)

HEIGHT: 6-1

WEIGHT: 165

BIRTHDATE: April 28, 1964

BIRTHPLACE: San Fernando, Trinidad

RESIDENCE: Calgary, Alberta, Canada

FAMILY: Wife, Jodi; Justin (2/28/97), Ryan Michael (5/25/99)

SPECIAL INTERESTS: Reading, films, sports

EDUCATION: Boca Raton (Business Administration)

TURNED PRO: 1987

Q-SCHOOL: 1997

Nationwide Tour Alumnus

JOINED TOUR: 1998

PGA TOUR VICTORIES (4):

2004 Cialis Western Open. 2006 THE PLAYERS Championship. 2007 Children's Miracle Network Classic presented by Wal-Mart. 2009 Children's Miracle Network Classic

BEST 2011 PGA TOUR FINSHES:

T3--Puerto Rico Open presented by seepuertorico.com.

INTERNATIONAL VICTORIES:

(3): 1989 Trinidad and Tobago Open. 1994 Open V33 [Eur]. 1996 Benson and Hedges International Open [Eur].

NATIONAL TEAMS:

World Cup (4), 2000, 2002, 2003, 2006.

2011 PGA TOUR HIGHLIGHTS:

Finished outside of the top 125 (No. 139) on the official money list for the first time since joining the TOUR in 1998. Also failed to finish inside the top 70 on the FedExCup points list for the first time in five years (No. 138)...Was T3 at the Puerto Rico Open in his first start at the event, thanks to a final-round 66 to finish two shots out of Michael Bradley-Troy Matteson playoff. The finish marked his first top 10 since the 2010 Transitions Championship (T6)...Collected his second and final top 10, in his 13th start, with a T8 at the FedEx St. Jude Classic. Posted four sub-70 rounds for the first time since the 2010 Greenbrier Classic.

PERSONAL:

Both parents were born in Trinidad and Tobago (father of English ancestry, mother of Portuguese)...He is the first touring professional to emerge from Trinidad and Tobago...Grandmother was a two-time Trinidad and Tobago champion...Met his Canadian wife, Jodi, a former flight attendant, on a flight between tournaments...Was a torch bearer for the 2010 Winter Olympic Games in Calgary...Part owner

of several restaurants in Calgary, Alberta, including the Vintage Chophouse & Tavern...Started the Stephen Ames Foundation in 2005 to provide funding for junior golf programs and other children's initiatives in Canada and Trinidad and Tobago. Hosts the annual Stephen Ames Cup, both a tournament and cultural exchange between teams of male and female junior golfers from each country.

PLAYER STATISTICS:

Scoring Average	71.12	(123)
Driving Distance	283.8	(150)
Driving Accuracy Percentage	67.44%	(22)
Greens in Regulation Percentage	65.30%	(101)
Strokes Gained - Putting	-.025	(112)

MISC STATISTICS:

CAREER PGA TOUR LOW ROUND/ROUND
61--2000 Doral-Ryder Open/2

LARGEST PGA TOUR PAYCHECK
\$1,440,000--2006 THE PLAYERS Championship/1

HIGHEST OWGR RANK
After 2004 Target World Challenge/17

PGA TOUR CAREER SUMMARY

Year	Events Played	Cuts Made	1st	2nd	3rd	Top 10	Top 25	FedExCup Pts	FedExCup Rank	Earnings	Money Rank
2011	22	12			1	2	3	138	138	547,589	139
2010	23	17				1	8	68	68	916,527	107
2009	23	16	1			5	12	55	55	2,131,538	37
2008	24	19			1	7	10	31	31	2,285,707	27
2007	23	18	1			4	9	80	80	2,103,426	31
2006	21	14	1			3	9			2,395,155	26
2005	24	18				3	6			959,665	83
2004	27	21	1		1	11	16			3,303,205	8
2003	27	19				4	9			1,005,959	72
2002	28	17		1		4	9			1,278,037	46
2001	26	19				2	8			574,451	89
2000	31	19				4	9			747,312	63
1999	18	11			1	4	5			460,760	84
1998	16	10			1	3	7			357,859	83
1997	2	2				1	1			110,461	163
1996	1	1								8,816	282
Total	336	233	4	1	5	58	121			19,186,467	36

NATIONWIDE TOUR CAREER SUMMARY

Year	Events Played	Cuts Made	1st	2nd	3rd	Top 10	Top 25	Earnings	Money Rank
1992	20	10				3	5	25,906	58
1991	23	14	1	1	1	5	9	58,415	8
1990	24	20				5	15	32,226	28
Total	67	44	1	1	1	13	29	116,547	536

TOP TOURNAMENT SUMMARY

Tournament	'93	'96	'97	'98	'99	'00	'01	'02	'03	'04	'05	'06
The Masters											T45	T11
US Open			T68					DQ		T9	T71	CUT
British Open	T51	T55	T5	T24				T69		CUT	CUT	T41
PGA Championship						T30		W/D	CUT	T9	T72	T55
THE PLAYERS				CUT		T42	CUT	2	T17	T13	CUT	1
TOUR Championship										T4		DNS
WGC-Accenture											T33	T33
WGC-Cadillac										T36	10	W/D
WGC-Bridgestone										T22	T36	T18
WGC-HSBC Champions												
The Barclays					T66	CUT		T9		CUT		
Deutsche Bank Championship									W/D			
BMW Championship					CUT	T15	T20	CUT	T37	1	T34	T21

Tournament	'07	'08	'09	'10	'11
The Masters	T24	T25	T20		
US Open	T10	T58	T10	CUT	
British Open	CUT	T7	CUT		
PGA Championship	T12	CUT	T24	CUT	
THE PLAYERS	CUT	5	T49	T58	CUT
TOUR Championship					
WGC-Accenture	T5	T33	T17	T33	
WGC-Cadillac	T28	T15	T40		
WGC-Bridgestone	T22	T48			
WGC-HSBC Champions					
The Barclays		CUT	CUT	T36	
Deutsche Bank Championship	T55	T50	T23	T45	
BMW Championship	T38	T5	T15	T57	

Mark Anderson



EXEMPT STATUS: 22nd on 2011 Nationwide Tour money list
HEIGHT: 6-1
WEIGHT: 180
BIRTHDATE: February 14, 1986
BIRTHPLACE: Annapolis, MD
RESIDENCE: Beaufort, SC
FAMILY: Single

SPECIAL INTERESTS: Fishing, hunting, boating, running, anything outdoors

EDUCATION: University of South Carolina (2008, Business Management)

TURNED PRO: 2009
 Nationwide Tour Graduate (2011)

JOINED TOUR: 2012

PGA TOUR BEST FINISHES:

T81–2010 Verizon Heritage

2011 PGA TOUR HIGHLIGHTS:

On the Nationwide Tour, he made 25 starts, collecting four top-10s, one a runner-up finish and finished No. 22 on the official money list to earn his rookie PGA TOUR card for 2012...First top-10 was a T5 at the South Georgia Classic, where he rallied with a 5-under 67 in the final round. The performance was his best since a T5 at the 2010 Stadion Classic at UGA...In his 49th start, he recorded his best Tour finish, a second-place showing at the Miccosukee Championship. At 13-under par, he still finished seven shots behind champion Jason Kokrak...Made one start on the PGA TOUR, missing the cut at The Heritage not far from his home in South Carolina.

PERSONAL:

Began playing with a plastic club at age 4. Cites winning the 2009 NEC Master of Amateurs Championship in Melbourne, Australia, and getting PGA TOUR card at Nationwide Tour Championship as his biggest thrills in golf. Favorite golf courses are Seccession GC, Southern Hills and Snee Farm. Course he'd most like to play is the Old Course at St. Andrews and Cypress Point...Never travels without a good book...Lists his favorite professional teams as the Carolina Panthers and the Baltimore Orioles...Superstitions include keeping the same nightly routine as if he is playing well...Favorite TV shows are "Entourage" and "SportsCenter," and his favorite movie is "Gladiator." Says his favorite book is Pillars of the Earth. Other favorites include seafood and vacationing in Australia...Dream foursome would be Jessica Biel, Jessica Alba and Halle Berry. Among the items on his bucket list are learning to play the guitar and skydiving...His brother, Ben, is a mem-

ber of the U.S. Coast Guard...Non-golf related jobs held include working part time for a local attorney...Typically carries chicken tenders in his golf bag for a snack...His Twitter account name is @mark_andersonsc...Favorite quote/motto: "Finish strong."

PLAYER STATISTICS:

Scoring Average	74.42	(N/A)
Driving Distance	302.0	(N/A)
Driving Accuracy Percentage	60.71%	(N/A)
Greens in Regulation Percentage	36.11%	(N/A)
Strokes Gained - Putting	-2.042	(N/A)

MISC STATISTICS:

CAREER PGA TOUR LOW ROUND/ROUND
 70–2 times, most recent 2010 Verizon Heritage/1

LARGEST PGA TOUR PAYCHECK
 \$10,203–2010 Verizon Heritage/T81

PGA TOUR CAREER SUMMARY

Year	Events Played	Cuts Made	1st	2nd	3rd	Top 10	Top 25	FedExCup Pts	FedExCup Rank	Earnings	Money Rank
2011	1										
2010	1	1								10,203	
2009A	1										
Total	3	1								10,203	

NATIONWIDE TOUR CAREER SUMMARY

Year	Events Played	Cuts Made	1st	2nd	3rd	Top 10	Top 25	Earnings	Money Rank
2011	25	15		1		4	7	188,550	22
2010	26	17				3	8	116,183	60
Total	51	32		1		7	15	304,733	280

Fredrik Andersson Hed



EXEMPT STATUS: None/International Player

HEIGHT: 6-2

WEIGHT: 170

BIRTHDATE: January 20, 1972

BIRTHPLACE: Halmstad, Sweden

RESIDENCE: Halmstad, Sweden

FAMILY: Wife, Anna; Viggo (2005), Molly (2008)

TURNED PRO: 1992

PGA TOUR BEST FINISHES:

T50–2002 British Open Championship

BEST 2011 PGA TOUR FINSHES:

T57–British Open Championship.

INTERNATIONAL VICTORIES:

(3): 1993 Toyota PGA Championship [EurChal].
2000 Le Touquet Challenge de France [EurChal].
2010 BMW Italian Open [Eur].

2011 PGA TOUR HIGHLIGHTS:

Had his top performance of the season at the weather-shortened Barclays Scottish Open. Beginning the final round tied for 44th, he shot a 62 to jump into a solo-second position, four strokes behind winner Luke Donald. First top 10 of the year came at the Omega Dubai Desert Classic, where he T7...Added a sixth-place performance at the Omega European Masters in September...Late in the season, at the Iskandar Johor Open, he T8 at the rain-shortened Malaysian event.

PLAYER STATISTICS:

Scoring Average	71.64	(N/A)
Driving Distance	299.5	(N/A)
Driving Accuracy Percentage	34.52%	(N/A)
Greens in Regulation Percentage	52.78%	(N/A)

MISC STATISTICS:

CAREER PGA TOUR LOW ROUND/ROUND
67–2010 British Open Championship/1

LARGEST PGA TOUR PAYCHECK
\$20,571–2011 British Open Championship/T57

HIGHEST OWGR RANK
After 2010 World Golf Championships-HSBC Champions/68

PGA TOUR CAREER SUMMARY

Year	Events Played	Cuts Made	1st	2nd	3rd	Top 10	Top 25	FedExCup Pts	FedExCup Rank	Earnings	Money Rank
2011	2	1								20,571	
2010	2	2								31,843	
2009	1	1								16,199	
2007	1	1								19,846	
2002	1	1								16,223	
1995	1										
Total	8	6								104,682	

EUROPEAN TOUR 2011 SUMMARY

Year	Events Played	Cuts Made	1st	Earnings	Money Rank
2011	23	13		864,615	

ASIAN TOUR 2011 SUMMARY

Year	Events Played	Cuts Made	1st	Earnings	Money Rank
2011	2	2		99,100	

TOP TOURNAMENT SUMMARY

Tournament	'95	'02	'07	'09	'10	'11
The Masters						
US Open						
British Open		CUT	T50	T69	T65	T68
PGA Championship					T62	CUT
THE PLAYERS TOUR Championship						
WGC-Accenture						
WGC-Cadillac						
WGC-Bridgestone						
WGC-HSBC Champions					T6	
The Barclays						
Deutsche Bank Championship						
BMW Championship						

Stuart Appleby (apple-BEE)



EXEMPT STATUS: 2010 tournament winner (through 2012)
HEIGHT: 6-1
WEIGHT: 195
BIRTHDATE: May 1, 1971
BIRTHPLACE: Cohuna, Australia
RESIDENCE: Orlando, FL

FAMILY: Wife, Ashley; Ella (1/12/05); Mia (3/1/06); Max (10/14/08), Rex (11/19/10)
SPECIAL INTERESTS: Action sports, motor racing
TURNED PRO: 1992
Q-SCHOOL: 1996
 Nationwide Tour Graduate (1995)
JOINED TOUR: 1996

PGA TOUR VICTORIES (9):

1997 Honda Classic. 1998 Kemper Open. 1999 Shell Houston Open. 2003 Las Vegas Invitational. 2004 Mercedes Championships. 2005 Mercedes Championships. 2006 Mercedes Championships. 2006 Shell Houston Open. 2010 The Greenbrier Classic

1997, 1998, 1999.

OTHER VICTORIES:

(1): 1999 CVS Charity Classic [with Jeff Sluman].

BEST 2011 PGA TOUR FINSHES:

T10--The Honda Classic.

2011 PGA TOUR HIGHLIGHTS:

Failed to finish inside the top 125 on the official money list for just the second time in his career (2009)...Jumped out to the first-round lead with a 6-under 64 at the Sony Open in Hawaii. Shared the second-round lead with Shigeki Maruyama before rounds of 69-72 led to a T13 finish...Making his 10th career start at The Honda Classic, the event where he posted his first PGA TOUR win in 1997, finished T10 for his only top 10 of the 2011 campaign. It was his fifth top-10 finish at the South Florida tournament.

INTERNATIONAL VICTORIES:

(3): 1998 Cooloolm Classic [Aus]. 2001 Holden Australian Open [Aus]. 2010 JBWere Australian Masters [Aus].

NATIONAL TEAMS:

The Presidents Cup (5), 1998, 2000, 2003, 2005, 2007; World Cup (2), 2003, 2009; Dunhill Cup (3),

PERSONAL:

Raised on dairy farm, where he used to hit golf shots from paddock to paddock once his chores were completed...Former Australian Rules football player before turning to pro golf in 1992. Played in Australia before coming to the United States in 1995.

PLAYER STATISTICS:

Scoring Average	71.55	(156)
Driving Distance	287.5	(121)
Driving Accuracy Percentage	58.20%	(135)
Greens in Regulation Percentage	61.62%	(175)
Strokes Gained - Putting	-.155	(137)

MISC STATISTICS:

CAREER PGA TOUR LOW ROUND/ROUND
 59--2010 The Greenbrier Classic/4

LARGEST PGA TOUR PAYCHECK
\$1,080,000--2010 The Greenbrier Classic/1

HIGHEST OWGR RANK
 After 2004 Bay Hill Invitational Presented by MasterCard/8

PGA TOUR CAREER SUMMARY

Year	Events Played	Cuts Made	1st	2nd	3rd	Top 10	Top 25	FedExCup Pts	FedExCup Rank	Earnings	Money Rank
2011	24	10				1	5	118	118	657,150	129
2010	31	19	1			3	5	52	52	1,965,825	38
2009	25	16				1	2	141	141	562,837	137
2008	23	21		1		7	14	17	17	2,484,630	22
2007	24	15		1	1	3	9	74	74	1,803,385	45
2006	23	20	2			6	11			3,470,457	8
2005	25	19	1			4	8			2,202,506	23
2004	25	18	1	1	1	5	14			2,949,235	13
2003	27	19	1	3		5	13			2,662,538	12
2002	28	21		2		4	10			1,729,459	32
2001	29	23				4	8			1,004,528	55
2000	24	20		1	1	5	15			1,642,221	24
1999	29	21	1	1		5	12			1,359,724	25
1998	22	12	1			5	7			717,962	40
1997	23	18	1	2		5	12			1,003,356	18
1996	30	18				1	5			164,483	130
Total	412	290	9	12	3	64	150			26,380,298	17

NATIONWIDE TOUR CAREER SUMMARY

Year	Events Played	Cuts Made	1st	2nd	3rd	Top 10	Top 25	Earnings	Money Rank
1995	22	18	2	1		7	15	144,419	5
Total	22	18	2	1		7	15	144,419	494

AUSTRALIAN TOUR 2011 SUMMARY

Year	Events Played	Cuts Made	1st	Earnings	Money Rank
2011	3	1		14,225	

TOP TOURNAMENT SUMMARY

Tournament	'96	'97	'98	'99	'00	'01	'02	'03	'04	'05	'06	'07
The Masters		T21	CUT	CUT	CUT	T31	CUT	CUT	T22	T43	T19	T7
US Open		T36	T10	CUT	CUT	CUT	T37	CUT	CUT	CUT	CUT	T26
British Open		T20	CUT	CUT	T11	61	PT2	T15	T36	T41	CUT	CUT
PGA Championship		T61	CUT	CUT	T4	T16	T17	T23	T17	T15	T55	T12
THE PLAYERS		T14	CUT	CUT	T22	T33	T28	T21	CUT	CUT	CUT	T16
TOUR Championship		T22		T26	7			27	T15	T7	T10	
WGC-Accenture				T33	T33	T9	T33	T33	T17	T17	T33	T33
WGC-Cadillac				T30	T25	CNL	T11	T2	T16	T11	T6	T35
WGC-Bridgestone				T23	T20	T5	T42	T46	T9	T13	T71	T14
WGC-HSBC Champions												
The Barclays	CUT	T17				T26	CUT		T23		T18	CUT
Deutsche Bank Championship								CUT				CUT
BMW Championship	T43	T7	T9	T13	T20	CUT	T5	CUT	T5	T28	T12	T25

Tournament	'08	'09	'10	'11
The Masters	T14	T30		CUT
US Open	T36	CUT	T29	
British Open	T51	T65		
PGA Championship	T15	CUT	T68	
THE PLAYERS	T15	CUT		CUT
TOUR Championship	T10			
WGC-Accenture	T9	T33		
WGC-Cadillac	T34	T61		
WGC-Bridgestone	T2	T51	T63	76
WGC-HSBC Champions			T69	T42
The Barclays			T52	W/D
Deutsche Bank Championship	T19		T57	
BMW Championship	T33		T60	

Arjun Atwal (AR-jin AT-wall)



EXEMPT STATUS: 2010 tournament winner (through 2012)

HEIGHT: 6-1

WEIGHT: 185

BIRTHDATE: March 20, 1973

BIRTHPLACE: Asansol, India

RESIDENCE: Windermere, FL

FAMILY: Wife, Ritika; Krishen (5/14/04), Shiva (12/10/07)

EDUCATION: Nassau Community College (Liberal Arts)

TURNED PRO: 1995

Q-SCHOOL: 2003

Nationwide Tour Alumnus (2008)

PGA TOUR VICTORIES (1):

2010 Wyndham Championship

BEST 2011 PGA TOUR FINSHES:

T8-HP Byron Nelson Championship.

INTERNATIONAL VICTORIES:

(9): 1995 DCM Open [Asia]. 1997 Classic Southern India Open. 1999 Wills Indian Open [Asia]. 2000 Hero Honda Masters [Asia], Star Alliance Open [Asia]. 2002 Carlsberg Malaysian Open [Eur]. 2003 Hero Honda Masters [Asia], Caltex Singapore Masters [Eur]. 2008 Maybank Malaysian Open [Eur].

NATIONAL TEAMS:

World Cup (1), 2005.

2011 PGA TOUR HIGHLIGHTS:

Qualified for the PGA TOUR Playoffs for the first time in his career, finishing the season No. 109 in the FedExCup standings. Made the cut in a career-high 18 tournaments (29 starts)...Turned in the round of the day on a wind-swept Saturday with a 3-under 67 en route to a T8 finish at the HP Byron Nelson Championship, his first top 10 since the 2010 McGladrey Classic (T3) and only one of the 2011 season...With a 6-under 66, was among a group of seven players tied for the first-round lead at the Children's Miracle Network Hospitals Classic before rounds of 72-74-73 led to a T59 finish.

PERSONAL:

Lists Greg Norman, Arnold Palmer and Jack Nicklaus as heroes in golf...Started playing golf at Royal Calcutta after being encouraged to take up the game

by his father, Bindi, at age 14. Went to high school in America to study liberal arts for two years.

PLAYER STATISTICS:

Scoring Average	71.44	(149)
Driving Distance	284.8	(143)
Driving Accuracy Percentage	56.31%	(162)
Greens in Regulation Percentage	63.25%	(149)
Strokes Gained - Putting	.012	(101)

MISC STATISTICS:

CAREER PGA TOUR LOW ROUND/ROUND
61-2010 Wyndham Championship/1

LARGEST PGA TOUR PAYCHECK
\$918,000-2010 Wyndham Championship/1

HIGHEST OWGR RANK
After 2011 Sony Open in Hawaii/106

PGA TOUR CAREER SUMMARY

Year	Events Played	Cuts Made	1st	2nd	3rd	Top 10	Top 25	FedExCup Pts	FedExCup Rank	Earnings	Money Rank
2011	29	18				1	5	109	109	690,237	123
2010	13	11	1		1	3	4	174	174	1,507,143	58
2009	12	4						210	210	76,676	209
2007	12	6					1	210	210	135,015	207
2006	33	15				1	6			550,535	140
2005	17	16		1		4	5			963,768	82
2004	30	12				1	4			486,052	146
2003	1	1									
2002	1										
1999	2										
1996	2	1								3,506	337
Total	152	84	1	1	1	10	25			4,412,933	233

NATIONWIDE TOUR CAREER SUMMARY

Year	Events Played	Cuts Made	1st	2nd	3rd	Top 10	Top 25	Earnings	Money Rank
2010	4	2				1	2	19,194	147
2009	2	1						2,888	261
2008	23	17	1	1		5	11	259,186	17
2007	17	11			1	2	7	101,824	60
2001	4	4					3	16,047	148
2000	1								
Total	51	35	1	1	1	8	23	399,139	207

TOP TOURNAMENT SUMMARY

Tournament	'96	'03	'04	'05	'06	'10	'11
The Masters							CUT
US Open						CUT	
British Open			CUT				
PGA Championship				CUT			CUT
THE PLAYERS					CUT		T57
TOUR Championship							
WGC-Accenture							
WGC-Cadillac		T48	T43				
WGC-Bridgestone							T63
WGC-HSBC Champions						T48	
The Barclays	T43		T60		T77		T43
Deutsche Bank Championship			CUT	T66	CUT		
BMW Championship			CUT		CUT		

Woody Austin



EXEMPT STATUS: Past Champion
HEIGHT: 6-0
WEIGHT: 190
BIRTHDATE: January 27, 1964
BIRTHPLACE: Tampa, FL
RESIDENCE: Derby, KS

FAMILY: Wife, Shannon; Parker, Peyton
EDUCATION: University of Miami (1986, Business Administration)
TURNED PRO: 1986
Q-SCHOOL: 1994, 2002
 Nationwide Tour Graduate (1998)
JOINED TOUR: 1995

PGA TOUR VICTORIES (3):

1995 Buick Open. 2004 Buick Championship. 2007 Stanford St. Jude Championship

BEST 2011 PGA TOUR FINSHES:

T6-RBC Canadian Open.

NATIONAL TEAMS:

The Presidents Cup (1), 2007.

2011 PGA TOUR HIGHLIGHTS:

Claimed one top-10 finish on the PGA TOUR in 18 starts, and was three for three in made cuts on the Nationwide Tour...In the first round of the RBC Canadian Open, holed out for eagle on the par-4 16th hole

from 121 yards. Birdied Nos. 14 and 15 to play the three-hole stretch in 4-under par. Finished T6 for his first top-10 finish of the season...Also made three Nationwide Tour starts, making the cut in all three, with his best showing a T35 at the Preferred Health Systems Wichita Open in his native Kansas.

PERSONAL:

Tore tendons and cartilage in left knee during 1987 Qualifying Tournament. Injury sidelined him for two years. Originally injured knee as 11-year old playing Little League baseball...Worked for years as credit-union teller during offseason. Also worked in supplies department at Eckerd Drug...After falling to Davis Love III in a playoff at the 2003 MCI Heritage, said of his previous struggles: "It's just so much fun to actually be in the game again and show people that I do know how to play the game and hit quality shots. I had numerous chances, and it just wasn't

my day."

PLAYER STATISTICS:

Scoring Average	70.94	(106)
Driving Distance	287.6	(120)
Driving Accuracy Percentage	66.21%	(40)
Greens in Regulation Percentage	66.88%	(54)
Strokes Gained - Putting	-.110	(122)

MISC STATISTICS:

CAREER PGA TOUR LOW ROUND/ROUND
 62-2007 Stanford St. Jude Championship/4

LARGEST PGA TOUR PAYCHECK
\$1,080,000-2007 Stanford St. Jude Championship/1

HIGHEST OWGR RANK
 After 2008 Zurich Classic of New Orleans/29

PGA TOUR CAREER SUMMARY

Year	Events Played	Cuts Made	1st	2nd	3rd	Top 10	Top 25	FedExCup Pts	FedExCup Rank	Earnings	Money Rank
2011	18	11				1	2	159	159	354,042	161
2010	29	16				3	6	123	123	727,352	129
2009	24	18				3	7	65	65	1,137,331	82
2008	30	24		1	1	6	11	58	58	2,146,431	33
2007	27	20	1	2		3	6	21	21	2,887,596	15
2006	31	23				4	9			1,179,321	78
2005	30	21			1	4	7			1,177,095	64
2004	29	18	1			3	8			1,495,980	45
2003	31	23		1		4	10			1,518,707	44
2002	36	14				1	3			307,348	156
2001	34	14				2	5			406,352	125
2000	32	19				3	5			485,589	100
1999	30	20				1	5			338,045	121
1998	10	5					1			56,028	203
1997	35	7				1	2			75,151	180
1996	35	26			1	5	15			539,397	32
1995	34	22	1			7	12			736,497	24
1992	1										
Total	496	301	3	4	3	51	114			15,568,262	54

NATIONWIDE TOUR CAREER SUMMARY

Year	Events Played	Cuts Made	1st	2nd	3rd	Top 10	Top 25	Earnings	Money Rank
2011	4	4						11,082	173
1999	1	1				1	1	8,250	135
1998	23	17		2	2	9	15	140,955	8
1995	1								
1994	26	18		1	1	6	10	72,206	23
1993	1	1						383	274
1990	1								
Total	57	41		3	3	16	26	232,875	364

TOP TOURNAMENT SUMMARY

Tournament	'95	'96	'97	'99	'00	'01	'02	'03	'04	'05	'06	'07
The Masters		CUT										
US Open		T23			T37		CUT	T48			T32	CUT
British Open		CUT										
PGA Championship	T23	T69						T27	T62	T66	T16	2
THE PLAYERS		T67	CUT		T61	CUT	CUT		T16	CUT	73	CUT
TOUR Championship	T4											T11
WGC-Accenture												
WGC-Cadillac												
WGC-Bridgestone										T36		T56
WGC-HSBC Champions												
The Barclays	CUT	T16	CUT	CUT	T42	CUT	T18	T13	CUT	T32	CUT	T12
Deutsche Bank Championship								CUT	CUT			T30
BMW Championship	T10	CUT	CUT	T34	T61	CUT	CUT	CUT	CUT	T60	CUT	T38

Tournament	'08	'09	'10
The Masters	CUT		
US Open	T71		
British Open	T39		
PGA Championship	CUT	T36	
THE PLAYERS	T21	T22	T56
TOUR Championship			
WGC-Accenture	T5		
WGC-Cadillac	T44		
WGC-Bridgestone	T52	T15	
WGC-HSBC Champions			
The Barclays	CUT	CUT	CUT
Deutsche Bank Championship	T40	T36	
BMW Championship	T64	T55	

Aaron Baddeley (BAD-uh-lay)



EXEMPT STATUS: 2011 tournament winner (through 2013)
HEIGHT: 6-0
WEIGHT: 175
BIRTHDATE: March 17, 1981
BIRTHPLACE: Lebanon, NH
RESIDENCE: Scottsdale, AZ

FAMILY: Wife, Richelle; Jewell Kalaiah (11/12/08), Jolee Zarriah (5/21/10)

SPECIAL INTERESTS: Music, fitness

TURNED PRO: 2000

Nationwide Tour Graduate (2002)

JOINED TOUR: 2003

PGA TOUR VICTORIES (3):

2006 Verizon Heritage. 2007 FBR Open. 2011 Northern Trust Open

BEST 2011 PGA TOUR FINSHES:

1—Northern Trust Open.

INTERNATIONAL VICTORIES:

(4): 1999 Holden Australian Open [Aus]. 2000 Holden Australian Open [Aus]. 2001 Greg Norman Holden International [Aus]. 2007 MasterCard Masters [Aus].

NATIONAL TEAMS:

The Presidents Cup (1), 2011; World Cup (1), 2001.

2011 PGA TOUR HIGHLIGHTS:

Ninth season on the PGA TOUR highlighted by a victory at the Northern Trust Open and a selection as one of Greg Norman's Captain's picks for the Presidents Cup at Royal Melbourne GC...In fourth start of the season, claimed his first top-10 of the year with a T6 at the AT&T Pebble Beach National Pro-Am...One week later, won for the first time in

four years when he captured the Northern Trust Open. Earned third career title with a two-shot triumph at Riviera CC, turning in a winning score of 12-under-par 268 with rounds of 67-69-67-69. Only player in the field to card four rounds in the 60s. Bounced back from a double bogey-6 on No. 12 during the final round with a birdie on No. 13 to cruise to victory. One of a PGA TOUR record nine players to share the first-round lead at 4-under-par. Converted 54-hole lead into TOUR for the second time in his career...Rebounded from an opening, 1-over-par 73 to finish T4 at the Shell Houston Open...Produced fourth top-10 result of the year, with a T6 at THE PLAYERS. Posted second top 10 at THE PLAYERS in the last three years after finishing T9 in 2009...Thanks to a third-round, 6-under 64, he shared the 54-hole lead with Hunter Mahan at the TOUR Championship by Coca-Cola before a Sunday, 2-over 72 led to a T3 finish, his fifth top-10 of the season. Finished 14th in the FedExCup, his best effort since a sixth-place finish in 2007...Late in the season, he shot rounds of 67-69 on the weekend at the Australian Open to T8 at an event he has won twice (1999 and 2000)...Played in his first Presidents Cup as a Captain's Pick in his native Australia, compiling a 1-3-1 record at Royal Melbourne GC.

served as chief mechanic for Mario Andretti's race team in New Hampshire. Holds dual American and Australian citizenship...Introduced to golf at age 8 by his grandmother, Jean Baddeley...Hobbies include spending time with his wife and two daughters, fitness, sports, reading, go-karting and fishing...If he weren't a professional golfer, he says he would have become a preacher, telling people about The Word...Started a junior event, The Aaron Baddeley International Junior Championship, in 2001 that has become one of the leading junior events in the world and is the only junior tournament that gives an exemption to the men's and women's Australian Open, JBWere Masters and the ANZ Ladies Masters.

PLAYER STATISTICS:

Scoring Average	70.23	(28)
Driving Distance	296.2	(51)
Driving Accuracy Percentage	55.67%	(166)
Greens in Regulation Percentage	65.48%	(97)
Strokes Gained - Putting	.350	(34)

MISC STATISTICS:

CAREER PGA TOUR LOW ROUND/ROUND

62—2 times, most recent 2003 Valero Texas Open/1

LARGEST PGA TOUR PAYCHECK

\$1,170,000—2011 Northern Trust Open/1

HIGHEST OWGR RANK

After 2008 EDS Byron Nelson Championship/16

PERSONAL:

Born in New Hampshire before family moved back to Australia when Aaron was only 2. Father Ron

PGA TOUR CAREER SUMMARY

Year	Events Played	Cuts Made	1st	2nd	3rd	Top 10	Top 25	FedExCup Pts	FedExCup Rank	Earnings	Money Rank
2011	22	17	1		1	5	11	14	14	3,094,693	20
2010	26	21			1	2	4	94	94	879,317	110
2009	23	14				2	6	111	111	837,065	101
2008	22	17		1		3	9	43	43	1,665,587	49
2007	23	19	1	1		7	13	4	4	3,441,119	10
2006	25	14	1			2	6			1,516,513	55
2005	27	16				5	8			1,006,006	78
2004	27	16		1		1	3			632,876	123
2003	20	15		1		3	4			989,168	73
2002	3	2								16,380	
2001	9	2								19,435	
2000A	9	1									
Total	236	154	3	4	2	30	64			14,098,158	76

NATIONWIDE TOUR CAREER SUMMARY

Year	Events Played	Cuts Made	1st	2nd	3rd	Top 10	Top 25	Earnings	Money Rank
2002	17	11		3	1	5	9	216,536	10
2001	1	1						1,413	279
Total	18	12		3	1	5	9	217,949	378

EUROPEAN TOUR 2011 SUMMARY

Year	Events Played	Cuts Made	1st	Earnings	Money Rank
2011	1	1		74,065	

AUSTRALIAN TOUR 2011 SUMMARY

Year	Events Played	Cuts Made	1st	Earnings	Money Rank
2011	2	2		93,387	

TOP TOURNAMENT SUMMARY

Tournament	'00	'01	'03	'04	'05	'06	'07	'08	'09	'10	'11
The Masters	CUT	CUT					T52	CUT	T17		T47
US Open	CUT			CUT			T13	T29		CUT	CUT
British Open		CUT		CUT		CUT	CUT	CUT			CUT
PGA Championship			T57			T55	CUT	T13	CUT		CUT
THE PLAYERS				CUT	78	CUT	T37	T32	T9	CUT	T6
TOUR Championship							24				T3
WGC-Accenture							T9	T9	T33		
WGC-Cadillac		CNL					T6	T15	DQ		T28
WGC-Bridgestone						T54	T20	T43			T11
WGC-HSBC Champions											T23
The Barclays							T25	CUT	CUT	T56	T13
Deutsche Bank Championship			CUT	T29	CUT	T7	5	T73		69	T77
BMW Championship			CUT	T58	CUT	CUT	2	T10			T22

Sang-Moon Bae (BAY)



EXEMPT STATUS: T8 at 2011 PGA TOUR Qualifying Tournament
HEIGHT: 6-0
WEIGHT: 180
BIRTHDATE: July 21, 1986
BIRTHPLACE: Dae Gu, South Korea
RESIDENCE: Kyunggi-do, South Korea

FAMILY: Single
SPECIAL INTERESTS: Baseball, skiing, soccer
EDUCATION: Dae Gu University (2011)
TURNED PRO: 2004
JOINED TOUR: 2012

PGA TOUR BEST FINISHES:

T42–2011 U.S. Open

BEST 2011 PGA TOUR FINSHES:

T42–U.S. Open.

INTERNATIONAL VICTORIES:

(11): 2006 Emerson Pacific Group Open [Kor]. 2007 SK Telecom Open [Asia]. 2008 KEB Invitational [Kor], Fortis International Challenge [with Kim Hyung-tae], Kolon-Hana Bank Korean Open [Asia], KPGA KEB Invitational [Kor]. 2009 GS Caltex Maekyung Open [Asia]. 2010 SK Telecom Open [Asia]. 2011 Vana H Cup KBC Augusta [Jpn], Coca-Cola Tokai Classic [Jpn], Japan Open [Jpn].

NATIONAL TEAMS:

World Cup (1), 2008.

2011 PGA TOUR HIGHLIGHTS:

Will be a rookie on the 2012 PGA TOUR. In December, he closed with a 6-under 66 at the PGA

TOUR Qualifying Tournament at PGA West in Palm Springs, CA to earn his playing privileges for the first time...Led the Japan Golf Tour order of merit, on the strength of three victories...Won a tournament for the sixth consecutive year when he went wire to wire to win the Vana H Cup KBC Augusta. He shot a bogey-free, five-birdie 67 at Keya GC to defeat Ryo Ishikawa and Tomohiro Kondo by two strokes...Won for the second time of his campaign, at the Coca-Cola Tokai Classic in Japan. Despite a final-round 73, that saw him make four bogeys against and eagle and a birdie, he held off Tadahiro Takayama by a stroke. Was tied for seventh after the opening round but took the lead at the halfway point and led the rest of the way...Final victory of the season came at the Japan Open, where he defeated Kenichi Kuboya in a playoff...Also had a pair of runner-up finishes to his credit on the Japan Golf Tour. Was T2 at the Japan PGA Championship, losing by two strokes to Hiroo Kawai. Two weeks later, shot four rounds in the 60s (68-68-68-65) and finished second at the Tsuruya Open...Best showing on the Asian Tour was a T6 at the SK Telecom Open. Was also T8 at the Indonesia PGA Championship...A week after playing in the U.S. Open at Congressional CC, where he T42, he returned to the Japan Golf Tour and T3 with Ishikawa, three strokes behind winner Jung-Gon Hwang at the Gateway to the Open Mizuno Open.

PERSONAL:

Has played on the Korea Tour, Japan Golf Tour and Asian Tour. Would like to play Augusta National one day...Never travels without his iPhone...Favorite food is Korean barbecue...Would include Tiger Woods as one of the players in his dream foursome...Began playing at age 11 at the urging of his parents, who both play. Was more interested in baseball as a youth before turning his full-time athletic attention to golf.

PLAYER STATISTICS:

Scoring Average	70.74	(N/A)
Driving Distance	302.9	(N/A)
Driving Accuracy Percentage	60.71%	(N/A)
Greens in Regulation Percentage	65.74%	(N/A)

MISC STATISTICS:

CAREER PGA TOUR LOW ROUND/ROUND

67–2011 U.S. Open/4

LARGEST PGA TOUR PAYCHECK

\$37,351–2011 U.S. Open/T42

HIGHEST OWGR RANK

After 2011 OMEGA Mission Hills World Cup/26

PGA TOUR CAREER SUMMARY

Year	Events Played	Cuts Made	1st	2nd	3rd	Top 10	Top 25	FedExCup Pts	FedExCup Rank	Earnings	Money Rank
2011	2	1								37,351	
2009	2										
Total	4	1								37,351	

EUROPEAN TOUR 2011 SUMMARY

Year	Events Played	Cuts Made	1st	Earnings	Money Rank
2011	1				

ASIAN TOUR 2011 SUMMARY

Year	Events Played	Cuts Made	1st	Earnings	Money Rank
2011	2	2		22,335	

JAPAN TOUR 2011 SUMMARY

Year	Events Played	Cuts Made	1st	Earnings	Money Rank
2011	19	16	3	1,741,585	

TOP TOURNAMENT SUMMARY

<u>Tournament</u>	<u>'09</u>	<u>'11</u>
The Masters		
US Open	CUT	T42
British Open		CUT
PGA Championship		
THE PLAYERS		
TOUR Championship		
WGC-Accenture		
WGC-Cadillac		
WGC-Bridgestone		
WGC-HSBC Champions		
The Barclays		
Deutsche Bank Championship		
BMW Championship		

Briny Baird



EXEMPT STATUS: 95th on 2011 money list

HEIGHT: 5-11

WEIGHT: 185

BIRTHDATE: May 11, 1972

BIRTHPLACE: Miami Beach, FL

RESIDENCE: Jupiter, FL

FAMILY: Wife, Laura; Madison Kaye (3/10/03), Taylor Rae (2/1/05), Brody Gray (12/3/07)

SPECIAL INTERESTS: Fishing

EDUCATION: Valdosta State University (1995, Communications)

TURNED PRO: 1995

Q-SCHOOL: 1998

Nationwide Tour Graduate (2000)

JOINED TOUR: 1999

PGA TOUR BEST FINISHES:

2–2001 John Deere Classic. T2–2003 Buick Open. T2–2004 FUNAI Classic at the WALT DISNEY WORLD Resort. T2–2009 Verizon Heritage. 2–2011 Frys.com Open

BEST 2011 PGA TOUR FINSHES:

P2–Frys.com Open.

2011 PGA TOUR HIGHLIGHTS:

Made 11 of 19 cuts on TOUR, highlighted by three top-10 finishes. Broke par in 15 of his last 16 competitive rounds...Finished T5 at the Mayakoba Golf Classic on the strength of a third-round 66...Second top-10 finish of the season came largely due to a 7-under 64 at the John Deere Classic...Chipped in for an eagle-2 on the 71st hole of the Frys.com Open to work his way into a sudden-death playoff with Bryce Molder, a first for both players. With each player in search of his maiden TOUR win, Molder sealed

the deal with a birdie-3 on the sixth extra hole at CordeValle GC. The second-place finish was his fifth runner-up performance in 248 career starts.

PERSONAL:

Beginning in 2003, in cooperation with the National Center for Missing & Exploited Children, placed a photo of a local missing child on his golf bag at every PGA TOUR event to raise awareness of missing children in the United States. As an additional component of Canon4Kids, for each birdie registered by Baird, Canon donated \$100 to NCMEC, with additional donations for eagles and aces...Was MVP of high school soccer team...On May 19, 2009, he hit a 230-yard shot from the top of the Omni San Diego Hotel to a bullseye in the center of Petco Park in order to give everyone a free chicken wrap at P.F. Chang's China Bistro...Did a similar promotion in 2010, hitting shots from the roof of the 40-story Waterside Plaza in New York to a floating target in the East River. Participated in the event with World Golf Hall of Fame member Annika Sorenstam and Don

Vickery, the first and only double-amputee Class A member of the PGA of America...Father, Butch, won twice while playing the PGA TOUR and was a two-time Champions Tour winner.

PLAYER STATISTICS:

Scoring Average	70.44	(49)
Driving Distance	289.1	(112)
Driving Accuracy Percentage	68.74%	(17)
Greens in Regulation Percentage	69.14%	(15)
Strokes Gained - Putting	.092	(88)

MISC STATISTICS:

CAREER PGA TOUR LOW ROUND/ROUND

62–4 times, most recent 2008 Wyndham Championship/3

LARGEST PGA TOUR PAYCHECK

\$540,000–2011 Frys.com Open/2

HIGHEST OWGR RANK

After 2004 BellSouth Classic/53

PGA TOUR CAREER SUMMARY

Year	Events Played	Cuts Made	1st	2nd	3rd	Top 10	Top 25	FedExCup Pts	FedExCup Rank	Earnings	Money Rank
2011	19	11		1		3	3	151	151	942,286	95
2010	28	15				1	6	111	111	753,577	127
2009	28	16		1		3	6	80	80	1,186,982	78
2008	30	26				3	14	27	27	2,039,808	37
2007	31	26				1	7	68	68	985,453	100
2006	25	16				3	8			844,547	102
2005	33	18				2	5			624,191	126
2004	30	21		1		3	9			1,156,517	69
2003	33	24		1	1	7	16			2,202,519	22
2002	33	22			1	2	6			817,514	82
2001	31	22		1		2	6			812,001	63
1999	28	12								115,357	186
Total	349	229		5	2	30	86			12,480,752	87

NATIONWIDE TOUR CAREER SUMMARY

Year	Events Played	Cuts Made	1st	2nd	3rd	Top 10	Top 25	Earnings	Money Rank
2011	2	1						1,754	282
2000	26	19	1	1		9	14	271,897	4
1997	23	11				2	7	33,433	58
1996	22	8					2	11,369	115
Total	73	39	1	1		11	23	318,453	261

TOP TOURNAMENT SUMMARY

Tournament	'99	'01	'02	'03	'04	'05	'06	'07	'08	'09	'10	'11
The Masters					CUT					CUT		
US Open		T40			CUT					CUT		CUT
British Open										CUT		
PGA Championship		T22	T43	T39	T37				T42	CUT		
THE PLAYERS			T49	T11	T33	T56		CUT	4	CUT	CUT	
TOUR Championship				T13					T27			
WGC-Accenture					T33							
WGC-Cadillac										T31		
WGC-Bridgestone												
WGC-HSBC Champions												
The Barclays	CUT		T33	T30	CUT	T40	CUT	T41	T48	CUT	CUT	
Deutsche Bank Championship				T19	T62	T32	T30	T30	T21	T61		
BMW Championship	T42	T37	T20	W/D	T40	CUT			T38			

Craig Barlow



EXEMPT STATUS: Veteran Member

HEIGHT: 5-11

WEIGHT: 200

BIRTHDATE: July 23, 1972

BIRTHPLACE: Henderson, NV

RESIDENCE: Henderson, NV

FAMILY: Riley Craig (8/24/09)

SPECIAL INTERESTS: Watching and playing sports

EDUCATION: Taft Junior College, University of Nevada-Las Vegas

TURNED PRO: 1995

Q-SCHOOL: 1997, 1998, 2000, 2004

Nationwide Tour Alumnus

JOINED TOUR: 1998

PGA TOUR BEST FINISHES:

T3–1999 Buick Challenge. T3–2002 Air Canada Championship. 3–2006 Nissan Open

BEST 2011 PGA TOUR FINSHES:

T25–Reno-Tahoe Open.

2011 PGA TOUR HIGHLIGHTS:

Once again, split time between the PGA TOUR and Nationwide TOUR. Playing out of the Veteran Member category, made five starts on the PGA TOUR, yielding one top-25 finish. Claimed a pair of top-25s on the Nationwide Tour in 11 starts.

PERSONAL:

About injuries that plagued him in his career: "It's been frustrating, but I promised myself through this whole thing that I was going to be patient. It's hard to perform against the best golfers in the world when your body is not allowing you to do it"...As a child, served as standard-bearer for the Las Vegas Invitational. Later, worked on tournament operations staff...Ranked fifth in Nevada as a high school tennis player in 1990...Worked at Pizza Hut for five years before playing on PGA TOUR.

PLAYER STATISTICS:

Scoring Average	71.38	(N/A)
Driving Distance	295.8	(N/A)
Driving Accuracy Percentage	62.50%	(N/A)
Greens in Regulation Percentage	65.28%	(N/A)
Strokes Gained - Putting	.116	(N/A)

MISC STATISTICS:

CAREER PGA TOUR LOW ROUND/ROUND

61–1999 Las Vegas Invitational/1

LARGEST PGA TOUR PAYCHECK

\$346,800–2006 Nissan Open/3

HIGHEST OWGR RANK

After 2006 Shell Houston Open/89

PGA TOUR CAREER SUMMARY

Year	Events Played	Cuts Made	1st	2nd	3rd	Top 10	Top 25	FedExCup Pts	FedExCup Rank	Earnings	Money Rank
2011	5	4					1	224	224	49,688	224
2010	10	8				1	1	193	193	184,622	191
2009	5	1								11,271	249
2008	15	6					1	200	200	129,732	216
2007	16	10					1	199	199	154,214	205
2006	22	16			1	2	5			1,006,538	93
2005	26	15				1	9			720,362	112
2004	25	14				1	7			595,820	128
2003	29	17				3	5			638,721	100
2002	22	9			1	3	5			528,569	124
2001	23	14				1	4			414,139	122
2000	31	19				1	4			297,672	137
1999	28	16			1	2	3			327,393	124
1998	29	13					2			98,111	183
1994A	1										
Total	287	162			3	15	48			5,156,852	213

NATIONWIDE TOUR CAREER SUMMARY

Year	Events Played	Cuts Made	1st	2nd	3rd	Top 10	Top 25	Earnings	Money Rank
2011	11	3					2	16,958	152
2010	15	8				2	3	55,485	93
2009	14	10			1	4	4	124,121	51
1998	2	1					1	1,748	209
Total	42	22			1	6	10	198,311	410

TOP TOURNAMENT SUMMARY

Tournament	'94	'98	'99	'00	'01	'02	'03	'04	'05	'06	'08	'10
The Masters												
US Open	CUT								82	T26	CUT	T77
British Open											CUT	
PGA Championship											CUT	
THE PLAYERS				T57		CUT	CUT	CUT	T63		CUT	
TOUR Championship												
WGC-Accenture												
WGC-Cadillac												
WGC-Bridgestone												
WGC-HSBC Champions												
The Barclays		W/D	CUT	T42		CUT	CUT	CUT	T22	T58		
Deutsche Bank Championship												
BMW Championship		CUT	T49	W/D	CUT	T73	T24	CUT	CUT			

Ricky Barnes



EXEMPT STATUS: 92nd on 2011 money list
HEIGHT: 6-2
WEIGHT: 200
BIRTHDATE: February 6, 1981
BIRTHPLACE: Stockton, CA
RESIDENCE: Phoenix, AZ

FAMILY: Wife, Suzanne; Brady (8/4/11)
SPECIAL INTERESTS: Playing and watching sports
EDUCATION: University of Arizona (2003, Communications)
TURNED PRO: 2003
 Nationwide Tour Graduate (2008)
JOINED TOUR: 2009

PGA TOUR BEST FINISHES:

T2–2009 U.S. Open Championship

BEST 2011 PGA TOUR FINSHES:

4–The Honda Classic. T4–The Heritage.

OTHER VICTORIES:

(1): 2010 CVS/Caremark Charity Classic [with J.B. Holmes]

2011 PGA TOUR HIGHLIGHTS:

Making just his third start of the season due to back problems, finished fourth at The Honda Classic for his first top-10 finish since a T3 at the 2010 Memorial Tournament. Carded a final-round, 3-under 67 to finish five strokes behind champion Rory Sabbatini. It was his first made cut at the event in four appearances...Recorded his second and final top 10 of the season in his eighth start, with a T4 at The Heritage, just one year after finishing T5 in his inaugural appearance at the event.

PERSONAL:

Lists Larry Bird as his hero...Got his start in golf from his parents...His dad, Bruce, was a punter for the New England Patriots (1973-74).

PLAYER STATISTICS:

Scoring Average	70.57	(59)
Driving Distance	293.3	(72)
Driving Accuracy Percentage	58.55%	(133)
Greens in Regulation Percentage	66.52%	(62)
Strokes Gained - Putting	-.510	(172)

MISC STATISTICS:

CAREER PGA TOUR LOW ROUND/ROUND
 62–2010 the Memorial Tournament presented by Nationwide Insurance/3

LARGEST PGA TOUR PAYCHECK
\$559,830–2009 U.S. Open Championship/T2

HIGHEST OWGR RANK
 After 2010 RBC Canadian Open/58

PGA TOUR CAREER SUMMARY

Year	Events Played	Cuts Made	1st	2nd	3rd	Top 10	Top 25	FedExCup Pts	FedExCup Rank	Earnings	Money Rank
2011	23	16				2	4	97	97	951,587	92
2010	28	23			1	6	9	64	64	1,835,195	43
2009	23	11		1		1	1	142	142	684,863	120
2007	2	1								12,540	
2006	2	1								6,947	
2005	1										
2004	7	2					1			85,520	
2003A	4	3					2				
2003	6										
2002A	1										
2000A	1										
Total	98	57		1	1	9	17			3,576,651	262

NATIONWIDE TOUR CAREER SUMMARY

Year	Events Played	Cuts Made	1st	2nd	3rd	Top 10	Top 25	Earnings	Money Rank
2009	1	1					1	13,050	180
2008	26	19			1	9	12	218,902	25
2007	28	17				1	6	82,774	71
2006	26	24		1		4	10	199,276	23
2005	15	11				2	5	60,014	82
2004	8	6				2	3	40,577	106
2003	1								
Total	105	78		1	1	18	37	614,594	104

JAPAN TOUR 2011 SUMMARY

Year	Events Played	Cuts Made	1st	Earnings	Money Rank
2011	1	1		102,416	

TOP TOURNAMENT SUMMARY

Tournament	'00	'02	'03	'07	'09	'10	'11
The Masters			21			T10	T20
US Open	CUT	CUT	T59	CUT	T2	T27	
British Open			CUT			T44	T57
PGA Championship						CUT	T56
THE PLAYERS						CUT	CUT
TOUR Championship							
WGC-Accenture							
WGC-Cadillac							
WGC-Bridgestone							
WGC-HSBC Champions							
The Barclays						CUT	CUT
Deutsche Bank Championship			CUT			T57	76
BMW Championship						T67	

Cameron Beckman



EXEMPT STATUS: 2010 tournament winner (through 2012)

HEIGHT: 6-2

WEIGHT: 215

BIRTHDATE: February 15, 1970

BIRTHPLACE: Minneapolis, MN

RESIDENCE: San Antonio, TX

FAMILY: Wife, Jennifer; Hannah Reid (10/16/02), Luke Michael (10/20/05)

SPECIAL INTERESTS: Art, movies, time with friends

EDUCATION: Texas Lutheran University (1993, Art)

TURNED PRO: 1993

Q-SCHOOL: 1998, 1999, 2000, 2006

Nationwide Tour Alumnus

JOINED TOUR: 1999

PGA TOUR VICTORIES (3):

2001 Southern Farm Bureau Classic. 2008 Frys.com Open. 2010 Mayakoba Golf Classic at Riviera Maya-Cancun

BEST 2011 PGA TOUR FINSHES:

12-Mayakoba Golf Classic at Riviera Maya-Cancun.

2011 PGA TOUR HIGHLIGHTS:

Failed to record a top-10 finish for the first time since the 2000 season. Turned in season-best, solo 12th-place finish at the Mayakoba Golf Classic.

PERSONAL:

On the relief of making it into the top 125 on the money list after going to the PGA TOUR Qualifying Tournament 10 times previously: "I could take a nap sitting here right now," Beckman said at the 2007 Children's Miracle Network Classic, the final event of the season, where he sewed up his 2008 PGA TOUR card.

PLAYER STATISTICS:

Scoring Average	71.64	(163)
Driving Distance	284.3	(145)
Driving Accuracy Percentage	61.05%	(104)
Greens in Regulation Percentage	63.18%	(151)
Strokes Gained - Putting	-.201	(149)

MISC STATISTICS:

CAREER PGA TOUR LOW ROUND/ROUND
61-2010 HP Byron Nelson Championship/2

LARGEST PGA TOUR PAYCHECK
\$900,000-2008 Frys.com Open/1

HIGHEST OWGR RANK
After 2002 Bay Hill Invitational presented by Cooper Tires/76

PGA TOUR CAREER SUMMARY

Year	Events Played	Cuts Made	1st	2nd	3rd	Top 10	Top 25	FedExCup Pts	FedExCup Rank	Earnings	Money Rank
2011	25	11					4	130	130	455,085	144
2010	25	9	1			3	4	118	118	1,158,485	77
2009	26	17				2	5	98	98	726,705	116
2008	29	16	1			2	4	166	166	1,312,837	82
2007	29	19			1	3	7	149	149	902,258	112
2006	16	8				1	4			288,427	176
2005	31	16				1	4			474,107	152
2004	30	20				2	4			779,189	107
2003	26	18				1	6			608,981	106
2002	26	18			1	3	9			907,740	72
2001	29	23	1			4	7			1,071,343	50
2000	26	14					6			291,515	139
1999	28	12					3			147,036	172
1998	1										
1997	1	1								5,185	305
1993	1										
Total	349	202	3		2	22	67			9,128,893	132

NATIONWIDE TOUR CAREER SUMMARY

Year	Events Played	Cuts Made	1st	2nd	3rd	Top 10	Top 25	Earnings	Money Rank
2006	8	7			1	4	4	102,977	62
2000	4	3						6,948	190
1999	1								
1998	3								
1997	23	8				1	2	11,089	117
1995	3	2					1	2,416	198
Total	42	20			1	5	7	123,430	525

TOP TOURNAMENT SUMMARY

Tournament	'99	'00	'01	'02	'03	'04	'05	'08	'09	'10	'11
The Masters											
US Open		CUT							CUT		
British Open						CUT					
PGA Championship				T53					CUT	CUT	
THE PLAYERS				CUT	CUT	T26	T73	W/D	T66	CUT	CUT
TOUR Championship											
WGC-Accenture											
WGC-Cadillac											
WGC-Bridgestone									T64		
WGC-HSBC Champions											
The Barclays	CUT	T57	T32	T33	T49	T9	CUT		T58	CUT	
Deutsche Bank Championship					CUT	T48	T47		CUT		
BMW Championship	CUT	T69	T20	T43	CUT	W/D	CUT				

Rich Beem



EXEMPT STATUS: Past Champion
HEIGHT: 5-8
WEIGHT: 165
BIRTHDATE: August 24, 1970
BIRTHPLACE: Phoenix, AZ
RESIDENCE: Austin, TX

FAMILY: Wife, Sara; Michael Waide (7/23/03), Bailee Tennent (6/23/05)
SPECIAL INTERESTS: Music, water sports, cooking
EDUCATION: New Mexico State University (1993, Marketing)
TURNED PRO: 1994
Q-SCHOOL: 1998
JOINED TOUR: 1998

PGA TOUR VICTORIES (3):

1999 Kemper Open. 2002 The INTERNATIONAL Presented by Qwest. 2002 PGA Championship

BEST 2011 PGA TOUR FINSHES:

T15-Valero Texas Open.

OTHER VICTORIES:

(1): 2002 Hyundai Team Matches [with Peter Lonard].

2011 PGA TOUR HIGHLIGHTS:

Received a Major Medical Extension in 2011. Coupled with \$128,877 earned in 2010, had 17 events to equal No. 125 from the 2010 money list (\$786,977, Troy Merritt). Was unable to do so, eventually getting

a total of 21 starts, with a T15 at the Valero Texas Open his only top-25 finish of the season.

PERSONAL:

Won a Nissan Altima Coupe with a hole-in-one at the 2007 Nissan Open on the par-3 14th hole during the third round. Immediately after the ace with a 7-iron from 176 yards, dove onto the car on display next to the tee box and eventually found his way onto a Nissan television commercial with the antic. Beem had watched Peter Jacobsen dive into a car after his ace in the Nissan Open 13 years ago. "I wish I could take full credit for making a fool of myself, but I stole that (from Peter Jacobsen). Jake had a convertible and hopped into it. I will never forget that. Today, I just saw the car and thought, might as well. I'll tell you the top of that hood was pretty warm, and the back is a little scratched up from my shoes."...Quit the game temporarily in 1995 and sold cellular phones and car stereo systems in Seattle. Watched fellow El Paso, TX, resident J.P. Hayes win 1998 Buick Classic and

gained renewed interest...Worked in pro shop at El Paso CC prior to joining TOUR...Father, Larry, retired as golf coach at New Mexico State in 2004.

PLAYER STATISTICS:

Scoring Average	72.76	(185)
Driving Distance	286.1	(129)
Driving Accuracy Percentage	63.87%	(63)
Greens in Regulation Percentage	61.95%	(172)
Strokes Gained - Putting	-.538	(175)

MISC STATISTICS:

CAREER PGA TOUR LOW ROUND/ROUND
63-5 times, most recent 2008 Wyndham Championship/3

LARGEST PGA TOUR PAYCHECK
\$990,000-2002 PGA Championship/1

HIGHEST OWGR RANK
 After 2003 Greater Hartford Open/16

PGA TOUR CAREER SUMMARY

Year	Events Played	Cuts Made	1st	2nd	3rd	Top 10	Top 25	FedExCup Pts	FedExCup Rank	Earnings	Money Rank
2011	21	5					1	215	215	135,225	207
2010	11	4					1	204	204	128,877	198
2009	26	14				1	6	128	128	676,899	122
2008	29	17			1	1	5	111	111	730,001	140
2007	29	17				2	7	28	28	868,658	119
2006	27	15				1	5			658,225	126
2005	26	8		1	1	2	4			701,242	113
2004	28	14								230,499	183
2003	26	14		1		2	5			1,013,950	71
2002	30	19	2	1		5	8			2,938,365	7
2001	31	15				2	5			460,565	109
2000	29	13					2			249,881	146
1999	24	9	1			2	3			610,555	67
Total	337	164	3	3	2	18	52			9,402,943	129

NATIONWIDE TOUR CAREER SUMMARY

Year	Events Played	Cuts Made	1st	2nd	3rd	Top 10	Top 25	Earnings	Money Rank
2010	2								
Total	2								

TOP TOURNAMENT SUMMARY

Tournament	'99	'00	'01	'02	'03	'04	'05	'06	'07	'08	'09	'11
The Masters					T15	CUT	CUT	T42	54			
US Open			CUT		CUT	CUT	CUT	CUT	CUT	T78		
British Open	CUT				T43	T71	CUT	CUT	T20	W/D		
PGA Championship	T70			1	CUT	CUT	CUT	T49	CUT	CUT	T43	CUT
THE PLAYERS		CUT		T44	CUT	CUT	CUT	T66	T58	CUT		
TOUR Championship				T26								
WGC-Accenture					T33	T33						
WGC-Cadillac				T49	T59							
WGC-Bridgestone				T6	T67							
WGC-HSBC Champions												
The Barclays	T28	T33	T47	CUT	CUT				T7	T55		
Deutsche Bank Championship								CUT	T30	CUT		
BMW Championship	CUT	CUT	T60	T78	2	T40		T21				

Notah Begay III



EXEMPT STATUS: Past Champion

HEIGHT: 5-11

WEIGHT: 195

BIRTHDATE: September 14, 1972

BIRTHPLACE: Albuquerque, NM

RESIDENCE: Albuquerque, NM

FAMILY: Wife, Apryl; Antonella (2/2/08), Santiago (8/5/09)

SPECIAL INTERESTS: Community outreach

EDUCATION: Stanford University (1995, Economics)

TURNED PRO: 1995

Q-SCHOOL: 2008

Nationwide Tour Graduate (1998)

JOINED TOUR: 1999

PGA TOUR VICTORIES (4):

1999 Reno-Tahoe Open. 1999 Michelob Championship at Kingsmill. 2000 FedEx St. Jude Classic. 2000 Canon Greater Hartford Open

BEST 2011 PGA TOUR FINSHES:

T57-Reno-Tahoe Open.

NATIONAL TEAMS:

The Presidents Cup (1), 2000; Walker Cup (1), 1995.

2011 PGA TOUR HIGHLIGHTS:

Made four starts each on the PGA TOUR and Nationwide Tour. Top performance on the PGA TOUR was a T57 at the Reno-Tahoe Open, where he is a past champion...Was T60 at the Children's Hospital Invitational on the Nationwide Tour.

PERSONAL:

Began playing golf at age 6. Father played in a business league while working for the Bureau of In-

dian Affairs. Notah would tag along for the twilight, nine-hole competition. In summer would save spare change for bucket of range balls and then asked head pro at Ladera Golf Course near his home if he could work at course for playing privileges...Most successful Native American golfer, with four TOUR victories. Half Navajo, one-quarter San Felipe and one-quarter Isleta...In a continuing effort to honor heritage, conducted a junior clinic in Philadelphia, MS, home to the Choctaw Indian Reservation, two weeks prior to the 2002 Southern Farm Bureau Classic. "I hope to sort of continue to help (Native American) junior programs along, and work with them to increase the diabetes awareness within their community. These are some of the pivotal issues that are an integral part of my agenda as reaching out to Native American groups..."Started the Notah Begay III Foundation (NB3) in 2005, designed to raise awareness and build support for the health and wellness of Native American youth, with a primary focus on fighting obesity and diabetes. Has hosted the "NB3 Challenge" every year since 2008, a charity golf tournament which unites members of the PGA TOUR and LPGA Tour to raise funds for related New Mexico-area programs. To date, nearly 8,000 kids have benefitted from the event held in Verona, NY. In 2011, hosted the 1st annual "Game Changer Awards," an initiative which recognizes individuals making positive contributions within their New Mexico communities. Also serving as a fundraiser, the

"Game Changer Awards" raised more than \$45,000 in its first year...Has putted left- and right-handed, depending upon direction the putt breaks...Brother Clint caddied in his two 2000 victories...The movie, "Windtalkers," starring Nicolas Cage and Christian Slater, tells the story of the 375 Navajo Indians recruited to help in intelligence during World War II. Begay's grandfather, the late Notah Begay, was one of the Navajos recruited to assist the U.S. government. His grandfather was a radioman and was stationed on the front line.

PLAYER STATISTICS:

Scoring Average	73.66	(N/A)
Driving Distance	285.3	(N/A)
Driving Accuracy Percentage	67.46%	(N/A)
Greens in Regulation Percentage	54.32%	(N/A)
Strokes Gained - Putting	-.966	(N/A)

MISC STATISTICS:

CAREER PGA TOUR LOW ROUND/ROUND

62-2004 B.C. Open/2

LARGEST PGA TOUR PAYCHECK

\$540,000-2000 FedEx St. Jude Classic/1

HIGHEST OWGR RANK

After 2000 World Golf Championships-NEC Invitational/19

PGA TOUR CAREER SUMMARY

Year	Events Played	Cuts Made	1st	2nd	3rd	Top 10	Top 25	FedExCup Pts	FedExCup Rank	Earnings	Money Rank
2011	4	1						252	252	6,690	260
2010	9										
2009	15	4						231	231	54,645	223
2008	9	3						242	242	27,872	242
2007	7	2						238	238	19,245	241
2006	12	3				1	1			116,034	213
2005	11	4								34,545	236
2004	23	12			1	2	4			583,537	129
2003	30	15				2	6			565,572	119
2002	26	11			1	3	5			624,026	108
2001	12	4								100,538	197
2000	24	17	2			4	10			1,819,323	20
1999	29	22	2			2	5			1,255,314	31
1996	1										
Total	212	98	4		2	14	31			5,207,339	212

NATIONWIDE TOUR CAREER SUMMARY

Year	Events Played	Cuts Made	1st	2nd	3rd	Top 10	Top 25	Earnings	Money Rank
2011	4	1						1,463	298
2010	4	2						3,534	236
2009	1								
2007	1								
2006	11	7					2	19,889	146
2005	4	1						2,423	274
1998	22	15		4		6	11	136,289	10
1997	2								
1996	5	1						570	261
1995	3	1					1	2,400	199
1994A	1								
Total	58	28		4		6	14	166,567	461

TOP TOURNAMENT SUMMARY

Tournament	'99	'00	'01	'02	'03	'04	'06
The Masters		T37	CUT				
US Open	CUT	22	CUT				
British Open		T20					
PGA Championship		8	CUT				
THE PLAYERS		CUT	CUT	CUT	T56	CUT	
TOUR Championship	T15	29					
WGC-Accenture							
WGC-Cadillac	T46						
WGC-Bridgestone		T17	T31	T52			
WGC-HSBC Champions							
The Barclays	T54			CUT	CUT	T71	
Deutsche Bank Championship					CUT		
BMW Championship	CUT			T81	CUT	CUT	CUT

Charlie Beljan (BELL-jun)



EXEMPT STATUS: T13 at 2011 PGA TOUR Qualifying Tournament

FAMILY: Single

HEIGHT: 6-4

SPECIAL INTERESTS: Motorcycles, boats, guns

WEIGHT: 215

EDUCATION: University of New Mexico (2007, Communications)

BIRTHDATE: October 10, 1984

TURNUED PRO: 2007

BIRTHPLACE: Mesa, AZ

JOINED TOUR: 2012

RESIDENCE: Mesa, AZ

2011 PGA TOUR HIGHLIGHTS:

In his only Nationwide Tour start, at the Utah Championship, he finished T64...In December, he carded a final-round, 4-under 68 at the PGA TOUR Qualifying Tournament at PGA West to earn his PGA TOUR playing privileges in 2012.

ertainers are Snoop Dog and B.I.G. Favorite athlete to watch is Tiger Woods. Favorite cities to visit are San Diego and San Clemente, CA. Favorite vacation spot is anywhere with a beach. Favorite gadget is his iPad...Would round out his dream foursome with Woods, Jennifer Aniston and Kobe Bryant...Bucket list includes being strapped to the wing of a bi-plane. He owns two motorcycles, a Harley-Davidson Ultra Classic Electric Glide and a Suzuki GSXR 750. Has reached 170 mph racing the Suzuki on the track, and he often goes on it for rides in the nearby Superstition Mountains. Currently drives a Smart Car...Met Woods at the 2009 U.S. Open. Having qualified to play in the tournament, he walked up to Woods in Bethpage's dining room and told Woods how honored he was to have his name engraved on the same U.S. Junior Amateur trophy Woods had won. Says

he's accomplished half of his goal, meeting Woods. Now he wants to play with him on the weekend...If there were a TV show made about him, he says it would be on the Speed Channel or "producers would have to create a death-wish channel for me."...His paternal grandparents were from Croatia...Supports The First Tee...Played one year of high school golf at Red Mountain High School in Mesa, AZ, with current Nationwide Tour player Aaron Watkins, a friend since childhood.

PERSONAL:

Biggest thrill in golf was winning the 2002 U.S. Junior Amateur...Favorite college teams are Alabama and New Mexico. Favorite pro teams are the Arizona Cardinals and the Arizona Diamondbacks. Favorite TV show is "Hell's Kitchen." Favorite movies are any featuring Denzel Washington. Favorite en-

MISC STATISTICS:

CAREER PGA TOUR LOW ROUND/ROUND
72-2009 U.S. Open Championship/2

PGA TOUR CAREER SUMMARY

Year	Events Played	Cuts Made	1st	2nd	3rd	Top 10	Top 25	FedExCup Pts	FedExCup Rank	Earnings	Money Rank
2009	1										
2008	1										
Total	2										

NATIONWIDE TOUR CAREER SUMMARY

Year	Events Played	Cuts Made	1st	2nd	3rd	Top 10	Top 25	Earnings	Money Rank
2011	1	1						1,526	295
2009	1								
Total	2	1						1,526	

TOP TOURNAMENT SUMMARY

Tournament	'08	'09
The Masters		
US Open	CUT	CUT
British Open		
PGA Championship		
THE PLAYERS		
TOUR Championship		
WGC-Accenture		
WGC-Cadillac		
WGC-Bridgestone		
WGC-HSBC Champions		
The Barclays		
Deutsche Bank Championship		
BMW Championship		

David Berganio Jr.



EXEMPT STATUS: Qualifying Tournament/Nationwide Tour Medical

HEIGHT: 5-11

WEIGHT: 170

BIRTHDATE: January 14, 1969

BIRTHPLACE: Los Angeles, CA

RESIDENCE: Sylmar, CA

FAMILY: Single

SPECIAL INTERESTS: Basketball

EDUCATION: University of Arizona

TURNED PRO: 1993

Q-SCHOOL: 1996, 2008

Nationwide Tour Graduate (1996, 2000)

JOINED TOUR: 1997

PGA TOUR BEST FINISHES:

2–2002 Bob Hope Chrysler Classic

NATIONAL TEAMS:

Walker Cup (1), 1993.

2011 PGA TOUR HIGHLIGHTS:

Did not play on TOUR for a second consecutive season...Has seven events to earn \$547,166 (coupled

with \$115,517 from 2009) to retain playing status in 2012. Extension dates to 2009 season, when playing out of the Qualifying Tournament/Nationwide Tour Medical category, was limited to 15 starts due to lingering back issues.

PERSONAL:

Played on the same college team at Arizona as PGA TOUR member Jim Furyk...Was introduced to the game while growing up in an economically depressed area of Los Angeles by a local priest who

gave him his first set of clubs.

MISC STATISTICS:

CAREER PGA TOUR LOW ROUND/ROUND

63–2 times, most recent 2009 The 50th Bob Hope Classic hosted by Arnold Palmer/1

LARGEST PGA TOUR PAYCHECK

\$432,000–2002 Bob Hope Chrysler Classic/2

HIGHEST OWGR RANK

After 2002 Bob Hope Chrysler Classic/99

PGA TOUR CAREER SUMMARY

Year	Events Played	Cuts Made	1st	2nd	3rd	Top 10	Top 25	FedExCup Pts	FedExCup Rank	Earnings	Money Rank
2009	15	7						196	196	115,517	205
2008	1										
2007	3	1						250	250	11,025	251
2006	2	1								6,060	263
2005	1										
2004	2										
2003	15	6					1			124,065	197
2002	30	13		1		1	2			573,151	115
2001	25	16			1	4	6			685,082	76
2000	4	3								34,625	
1999	5	4								48,015	228
1998	3	1								6,487	300
1997	30	14				1	3			118,290	155
1996	4	2					1			36,590	211
1994	4	1								5,105	273
1993A	2	1									
1993	2	1								2,486	302
1992A	2										
1991A	1										
Total	151	71		1	1	6	13			1,766,499	352

NATIONWIDE TOUR CAREER SUMMARY

Year	Events Played	Cuts Made	1st	2nd	3rd	Top 10	Top 25	Earnings	Money Rank
2008	1								
2007	3	3						11,839	204
2006	2	1						1,815	275
2005	2	1						1,500	327
2004	1	1							
2000	24	17	1			4	14	196,512	11
1999	21	10	1		1	3	7	80,399	29
1998	20	14				6	8	76,969	32
1996	21	17	1	3		7	12	146,047	4
1995	4								
1994	5	4					2	6,830	123
1993	1								
Total	105	68	3	3	1	20	43	521,911	148

TOP TOURNAMENT SUMMARY

Tournament	'92	'93	'94	'96	'97	'98	'99	'00	'01	'02	'03	'06
The Masters	CUT				CUT							
US Open		CUT	T47	T16			T28	CUT				CUT
British Open												
PGA Championship												
THE PLAYERS										W/D	T56	
TOUR Championship												
WGC-Accenture												
WGC-Cadillac												
WGC-Bridgestone												
WGC-HSBC Champions												
The Barclays					T33	W/D	T62	T29	T65	CUT	CUT	
Deutsche Bank Championship												
BMW Championship					CUT					DQ		

Shane Bertsch (BIRCH)



EXEMPT STATUS: Qualifying Tournament/Nationwide Tour Medical

HEIGHT: 6-2

WEIGHT: 185

BIRTHDATE: March 30, 1970

BIRTHPLACE: Denver, CO

RESIDENCE: Denver, CO

FAMILY: Wife, Monica; Brianna Dakota, Stella Rose

SPECIAL INTERESTS: Fly fishing, skiing

EDUCATION: New Mexico Junior College, Texas A&M University (1994, Parks and Recreation)

TURNED PRO: 1994

Q-SCHOOL: 1995, 1996, 2009

Nationwide Tour Graduate (2005)

JOINED TOUR: 1997

PGA TOUR BEST FINISHES:

T4–2011 Frys.com Open

BEST 2011 PGA TOUR FINSHES:

T4–Frys.com Open.

2011 PGA TOUR HIGHLIGHTS:

Has one event remaining for Qualifying Tournament/Nationwide Tour Medical extension in 2011 that stems from a broken hand in 2011. Needs to earn \$241,285 in the one event to play out of the Q-School/Nationwide Tour category for the remainder of the year. If unsuccessful, will play out of 126-150 category...Made 20 PGA TOUR starts, netting a pair

of top-10 finishes. Picked up his first top-10 in his 12th start of the season, at the Viking Classic, where he posted four rounds in the 60s (68-68-67-67) to finish T9...Thanks to eight birdies and an eagle in the final round of the Frys.com Open, good for a 7-under 64, recorded his career-best finish on TOUR, with T4 honors. His 64 tied the low round of the day with tournament winner Bryce Molder. Previous-best finish on TOUR was a T5 at the 1996 Greater Vancouver Open.

PERSONAL:

A promising junior tennis player, he gave up the game to concentrate on golf after losing a big match to future No. 1-ranked Andre Agassi...One of biggest thrills in golf was first tournament win in 1994, the Southwest Kansas Pro-Am.

PLAYER STATISTICS:

Scoring Average	70.87	(98)
Driving Distance	280.1	(168)
Driving Accuracy Percentage	67.05%	(27)
Greens in Regulation Percentage	64.38%	(126)
Strokes Gained - Putting	.126	(82)

MISC STATISTICS:

CAREER PGA TOUR LOW ROUND/ROUND
62–2010 Bob Hope Classic/1

LARGEST PGA TOUR PAYCHECK
\$220,000–2011 Frys.com Open/T4

HIGHEST OWGR RANK
After 2008 Valero Texas Open/277

PGA TOUR CAREER SUMMARY

Year	Events Played	Cuts Made	1st	2nd	3rd	Top 10	Top 25	FedExCup Pts	FedExCup Rank	Earnings	Money Rank
2011	20	11				2	3	168	168	488,584	143
2010	4	3					1	213	213	57,108	219
2009	2										
2008	29	20				1	8	128	128	841,248	126
2007	4	2						224	224	39,760	233
2006	34	19				1	6			697,059	123
2002	1										
1998	2										
1997	30	11					2			73,480	182
1996	28	8				1	1			65,517	188
1993	1	1								2,548	300
Total	155	75				5	21			2,265,303	319

NATIONWIDE TOUR CAREER SUMMARY

Year	Events Played	Cuts Made	1st	2nd	3rd	Top 10	Top 25	Earnings	Money Rank
2011	5	1						2,157	258
2010	5	2				1	1	22,620	137
2009	4	3					1	7,971	207
2005	26	16	1	2		5	8	263,373	8
2004	28	17		1	2	4	13	189,046	25
2003	26	16				2	8	85,558	56
2002	20	12				1	2	37,354	96
2001	24	11				2	6	60,900	68
2000	28	18	1		1	3	6	148,940	24
1999	27	13					3	19,724	97
1998	3	1						1,140	234
1997	1	1				1	1	8,833	129
1996	1								
1995	24	10				3	4	26,099	72
1994	2	1					1	2,323	176
1993	3								
1992	1								
Total	228	122	2	3	3	22	54	876,038	40

TOP TOURNAMENT SUMMARY

Tournament	'96	'97	'98	'06	'07	'08
The Masters						
US Open			CUT			
British Open						
PGA Championship						
THE PLAYERS					CUT	
TOUR Championship						
WGC-Accenture						
WGC-Cadillac						
WGC-Bridgestone						
WGC-HSBC Champions						
The Barclays	T40	CUT		T70		CUT
Deutsche Bank Championship				CUT		
BMW Championship		CUT		T42		

Matt Bettencourt



EXEMPT STATUS: 2010 tournament winner (through 2012)
HEIGHT: 5-11
WEIGHT: 180
BIRTHDATE: April 12, 1975
BIRTHPLACE: Alameda, CA
RESIDENCE: Duncan, SC
FAMILY: Wife, Kelly

SPECIAL INTERESTS: Music, traveling, all sports

EDUCATION: Modesto Junior College (1997, Business Administration)

TURNED PRO: 2002

Nationwide Tour Graduate (2008)

JOINED TOUR: 2009

PGA TOUR VICTORIES (1):

2010 Reno-Tahoe Open

BEST 2011 PGA TOUR FINSHES:

T5–Sony Open in Hawaii.

2011 PGA TOUR HIGHLIGHTS:

Advanced to the PGA TOUR Playoffs for the FedExCup for the third consecutive season, but for the third time was unable to advance past The Barclays...Posted four rounds in the 60s to finish T5 at the Sony Open in Hawaii, four strokes behind champion Mark Wilson...Next and final top-10 finish came at The Honda Classic, where he opened with two

rounds of even-par 70 and closed with two rounds of 1-under 69 to finish T6...Was in a car accident early in the week near Hilton Head Island while playing at The Heritage. Both he and his wife came away uninjured, and he ended up making the cut, finishing T64. Was tied for 17th when the final round began until a 7-over 78 at Harbour Town GL was his undoing.

PERSONAL:

Biggest thrill in golf was winning the 2008 Nationwide Tour Championship...Lists Michael Jordan, Payne Stewart and his dad as his heroes. Got his start in golf from his father. Has a twin sister, Michelle.

PLAYER STATISTICS:

Scoring Average	71.69	(166)
Driving Distance	288.3	(117)
Driving Accuracy Percentage	56.51%	(160)
Greens in Regulation Percentage	62.10%	(169)
Strokes Gained - Putting	.146	(74)

MISC STATISTICS:

CAREER PGA TOUR LOW ROUND/ROUND

65–8 times, most recent 2011 Sony Open in Hawaii/2

LARGEST PGA TOUR PAYCHECK

\$540,000–2010 Reno-Tahoe Open/1

HIGHEST OWGR RANK

After 2009 John Deere Classic/112

PGA TOUR CAREER SUMMARY

Year	Events Played	Cuts Made	1st	2nd	3rd	Top 10	Top 25	FedExCup Pts	FedExCup Rank	Earnings	Money Rank
2011	30	14				2	3	108	108	692,545	122
2010	32	14	1			1	4	106	106	855,901	114
2009	31	17				2	4	106	106	740,037	111
Total	93	45	1			5	11			2,288,483	316

NATIONWIDE TOUR CAREER SUMMARY

Year	Events Played	Cuts Made	1st	2nd	3rd	Top 10	Top 25	Earnings	Money Rank
2010	1								
2009	1	1			1	1	1	23,513	150
2008	29	18	2	1		6	9	447,863	1
2006	3	2					1	10,058	185
2005	16	7			1	1	2	41,500	106
2004	26	7				1	4	45,004	95
2003	3	2					2	8,865	204
1994	1								
Total	80	37	2	1	2	9	19	576,802	121

TOP TOURNAMENT SUMMARY

Tournament	'09	'10	'11
The Masters			
US Open	T10	T70	
British Open			
PGA Championship		CUT	
THE PLAYERS TOUR Championship	CUT	CUT	CUT
WGC-Accenture			
WGC-Cadillac			
WGC-Bridgestone			
WGC-HSBC Champions			
The Barclays	CUT	CUT	CUT
Deutsche Bank Championship			
BMW Championship			

Tommy Biershenk Jr. (BEER-shank)



EXEMPT STATUS: T5 at 2011 PGA TOUR Qualifying Tournament
HEIGHT: 6-2
WEIGHT: 205
BIRTHDATE: September 10, 1973
BIRTHPLACE: Spartanburg, SC
RESIDENCE: Boiling Springs, SC
FAMILY: Wife, Mandi; Trace (7/26/00), Camryn (10/01/01)

SPECIAL INTERESTS: Fishing
EDUCATION: Clemson University (1997, Education and Human Resources)
TURNED PRO: 1997
 Nationwide Tour Alumnus
JOINED TOUR: 2012

2011 PGA TOUR HIGHLIGHTS:

Prior to a T5 at the PGA TOUR Qualifying Tournament to earn his rookie card on TOUR for 2012, made 25 Nationwide Tour starts, claiming a pair of top-10 finishes. Opened the season with a T4 at the Panama Claro Championship where he was one of only two players to post sub-par scores each of the four rounds. It was his first top-10 since a pair of T5 efforts in 2007 and his best finish since a third-place effort at the 2002 Samsung Canadian PGA Championship...Second top-10 finish, another T4, came at the Winn-Dixie Jacksonville Open. It improved his position on the money list seven spots to No. 28 heading into the Nationwide Tour Championship.

PERSONAL:

Lists Ricky Sullivan as his instructor...Has worked in golf cart sales and service after college...Favorite golf course is Quail Hollow Club and would like to play Augusta National. Favorite teams are the Clemson Tigers and the Carolina Panthers. Favorite TV show is "Sanford and Son" and movies are "The Shawshank Redemption" and "Forrest Gump." Favorite entertainer is Jamie Johnson. Favorite food is pizza. Favorite athlete to watch is Michael Jordan. Favorite book is Power of Positive Thinking. Favorite city to visit is New York and favorite vacation spot is Myrtle Beach, SC...His dad and two brothers would round out his dream foursome...His first car was a Pontiac Firebird...Keeps granola bars in

his golf bag for a snack...Oldest club in his bag is a 3-wood (four years)...Not many people know he was a DJ in college...Favorite quote is "Patience is a virtue."...Supports Children Shelter of the Upstate in Spartanburg, SC.

MISC STATISTICS:

CAREER PGA TOUR LOW ROUND/ROUND
69–2002 BellSouth Classic/2

HIGHEST OWGR RANK
 After 2011 Children's Miracle Network Hospitals Classic/450

PGA TOUR CAREER SUMMARY

Year	Events Played	Cuts Made	1st	2nd	3rd	Top 10	Top 25	FedExCup Pts	FedExCup Rank	Earnings	Money Rank
2002	1	1									
1999	1										
1998	1										
Total	3	1									

NATIONWIDE TOUR CAREER SUMMARY

Year	Events Played	Cuts Made	1st	2nd	3rd	Top 10	Top 25	Earnings	Money Rank
2011	25	18				2	9	160,513	31
2010	4	4					1	13,341	163
2008	1								
2007	9	7				2	4	51,537	104
2006	1								
2003	25	6						11,418	184
2002	25	16			1	3	10	112,393	37
2001	23	14				2	11	96,304	49
2000	27	16		1	1	5	13	146,735	29
1999	3								
Total	143	81		1	2	14	48	592,242	113

Thomas Bjorn (bih-YORN)



EXEMPT STATUS: None/International Player

HEIGHT: 6-2

WEIGHT: 194

BIRTHDATE: February 18, 1971

BIRTHPLACE: Silkeborg, Denmark

RESIDENCE: Silkeborg, Denmark; Gothenburg, Sweden

FAMILY: Wife, Pernilla; Filippa (5/28/99), Oliver (3/31/03), Julia (3/31/03)

SPECIAL INTERESTS: Soccer, movies

TURNED PRO: 1993

JOINED TOUR: 2002

PGA TOUR BEST FINISHES:

T2–2000 British Open Championship. T2–2003 British Open Championship. 2–2004 World Golf Championships-American Express Championship. T2–2005 PGA Championship

BEST 2011 PGA TOUR FINSHES:

4–British Open Championship.

INTERNATIONAL VICTORIES:

(19): 1995 Himmerland Open [EurChall], Interlaken Open [EurChall], Esbjerg Danish [EurChall], The Coca-Cola Open [EurChall]. 1996 Loch Lomond World Invitational [Eur]. 1998 Heineken Classic [Eur]. Peugeot Open de Espana [Eur]. 1999 The Sarazen World Open [Eur], Dunlop Phoenix [Jpn]. 2000 BMW International Open [Eur]. 2001 Dubai Desert Classic [Eur]. 2002 BMW International Open [Eur]. 2003 Dunlop Phoenix [Jpn]. 2005 Daily Telegraph Dunlop Masters [Eur]. 2006 Nissan Irish Open [Eur]. 2010 Estoril Open de Portugal [Eur]. 2011 Commercialbank Qatar Masters [Eur], Johnnie Walker Championship [Eur], Omega European Masters [Eur].

NATIONAL TEAMS:

Ryder Cup (2), 1997, 2002; World Cup (4), 1996, 1997, 2001, 2006; Seve Trophy (6), 2000, 2002,

2003, 2005, 2007, 2011; Seve Trophy Captain (1), 2009; Eisenhower Trophy (1), 1992.

2011 PGA TOUR HIGHLIGHTS:

During difficult weather conditions in the Middle East, he opened with a 2-over 74 at the Commercialbank Qatar Masters and then played his final 54 holes in 16-under to win on the European Tour for the second year in a row and 12th time overall. His final-round 69 gave him a four-stroke victory over Alvaro Quiros. The win helped him jump 74 places in the Official World Golf Ranking, to 60th. The first-round 74 was the highest European Tour opening-round score by an eventual winner since Anthony Kang won the 2009 Maybank Malaysian Open after also starting with a 74...Won his second European Tour title at the Johnnie Walker Championship, emerging from a five-man playoff at The Gleneagles Hotel in Scotland. Shot a 3-under 69 Sunday to finish in a tie at 11-under with Mark Foster, George Coetzee, Bernd Wiesberger and Pablo Larrazabal, with the entire playoff held on the 18th hole. Foster, Larrazabal and Wiesberger dropped out by the fourth hole, leaving him and Coetzee to continue the battle. The playoff went to a fifth extra hole when Coetzee drained a had-to-have 12-foot putt. On the fifth playoff hole, he made a short 3-footer after Coetzee's lengthy birdie attempt fell to the left...Picked up his third European Tour win when he shot a final-round 62 to take the Omega European Masters. Began the final round at Crans-sur-Sierre three strokes behind 54-hole leader Jamie Donaldson. But nine

birdies and an eagle (against two bogeys) led to the four-stroke win over Martin Kaymer...Finished fourth at the British Open in his bid to seek redemption at Royal St. George's from the 2003 Open, where he entered the 16th hole with a two-shot lead before finishing double bogey-bogey-par to finish one stroke behind champion Ben Curtis. Shared the opening-round lead with amateur Tom Lewis after a 5-under 65 but was unable to card a par-or-better round the rest of the way. One of four players to finish under-par (1-under), finishing four strokes behind Darren Clarke...Dropped out of the OMEGA Mission Hills World Cup, where he was scheduled to represent Sweden for a fifth time, due to a neck injury.

PLAYER STATISTICS:

Scoring Average	70.23	(N/A)
Driving Distance	290.5	(N/A)
Driving Accuracy Percentage	55.10%	(N/A)
Greens in Regulation Percentage	57.14%	(N/A)
Strokes Gained - Putting	-.669	(N/A)

MISC STATISTICS:

CAREER PGA TOUR LOW ROUND/ROUND

63–2005 PGA Championship/3

LARGEST PGA TOUR PAYCHECK

\$675,000–2004 World Golf Championships-American Express Championship/2

HIGHEST OWGR RANK

After 2001 Greater Milwaukee Open/10

PGA TOUR CAREER SUMMARY

Year	Events Played	Cuts Made	1st	2nd	3rd	Top 10	Top 25	FedExCup Pts	FedExCup Rank	Earnings	Money Rank
2011	5	4				1	2			419,489	
2010	1										
2007	6	4					1			37,044	
2006	7	6					1			104,773	
2005	8	7		1		1	3			651,267	
2004	12	7		1		2	4			1,050,803	73
2003	6	4		1		1	1			548,412	
2002	9	7				1	5			360,629	
2001	7	4					2			125,780	
2000	9	8		1	1	4	5			814,148	
1999	9	5					1			30,066	244
1998	3	2				1	2			92,838	186
1997	4	2								13,118	256
1996	1										
Total	87	60		4	1	11	27			4,248,366	

NATIONWIDE TOUR CAREER SUMMARY

Year	Events Played	Cuts Made	1st	2nd	3rd	Top 10	Top 25	Earnings	Money Rank
1993	1								
Total	1								

EUROPEAN TOUR 2011 SUMMARY

Year	Events Played	Cuts Made	1st	Earnings	Money Rank
2011	16	10	3	1,146,274	

ASIAN TOUR 2011 SUMMARY

Year	Events Played	Cuts Made	1st	Earnings	Money Rank
2011	1	1		10,891	

TOP TOURNAMENT SUMMARY

Tournament	'96	'97	'98	'99	'00	'01	'02	'03	'04	'05	'06	'07
The Masters				CUT	T28	CUT	T18		CUT	T25	T32	CUT
US Open		T68	T25	CUT	T46	T22	T37	CUT	CUT	T52	T48	CUT
British Open	CUT	CUT	T9	T30	T2	CUT	T8	T2	CUT	CUT	T41	T53
PGA Championship		T45	CUT	T70	3	T63	CUT	CUT		T2	CUT	T62
THE PLAYERS					T22	CUT	T22		T22	W/D	69	
TOUR Championship												
WGC-Accenture				T17	T9			T33	T17	T33		T33
WGC-Cadillac				T59	T40		T27	T28	2	W/D	T41	T11
WGC-Bridgestone					T10	T31	T15	T61	DNS	18	T18	
WGC-HSBC Champions												
The Barclays									CUT			
Deutsche Bank Championship												
BMW Championship												

Tournament	'10	'11
The Masters		
US Open		
British Open	CUT	4
PGA Championship		CUT
THE PLAYERS		
TOUR Championship		
WGC-Accenture		T17
WGC-Cadillac		T28
WGC-Bridgestone		T68
WGC-HSBC Champions		T42
The Barclays		
Deutsche Bank Championship		
BMW Championship		

Kris Blanks



EXEMPT STATUS: 65th on 2011 money list

HEIGHT: 5-10

WEIGHT: 220

BIRTHDATE: November 3, 1972

BIRTHPLACE: Warner Robins, GA

RESIDENCE: Frederick, MD

FAMILY: Wife, Tami; Kristoffer Douglas (10/13/04), Brady Jaxson (9/26/06)

SPECIAL INTERESTS: Cars, video games

EDUCATION: Huntingdon College

TURNED PRO: 1995

Q-SCHOOL: 2009

Nationwide Tour Graduate (2008)

JOINED TOUR: 2009

PGA TOUR BEST FINISHES:

2–2010 Puerto Rico Open presented by Banco Popular. 2–2011 RBC Canadian Open

BEST 2011 PGA TOUR FINSHES:

P2–RBC Canadian Open.

2011 PGA TOUR HIGHLIGHTS:

Season highlighted with career-best numbers in money earned (No. 65), cuts made (17) and top-25 finishes (seven)...Making his 15th start of the season, finished T10 at the Crowne Plaza Invitational at Colonial for his first top-10 finish since the 2010 Travelers Championship...In July, led after the first-round of the RBC Canadian Open at Shaughnessy G&CC. Lost on Sunday after a one-hole playoff to Sean O'Hair. Led the field in Greens in Regulation for the week, hitting 51 of 72 (70.8 percent). The

runner-up finish equaled his previous best career TOUR finish (2010 Puerto Rico Open)...Finished inside the top 11 in all three starts in the Fall Series, finishing T10 at the Justin Timberlake Shriners Hospitals for Children Open, T11 at the McGladrey Classic and T11 at the Children's Miracle Network Hospitals Classic.

PERSONAL:

Lists his dad, who gave him his start in golf, as his hero. His wife, Tami, is a golf professional at Sea Pines CC in Hilton Head, SC, and has beaten him nine times in nine years. She was also the top player on the Ohio State women's golf team from 1990-93 and played in the 1995 U.S. Women's Open. Non-golf related jobs held include bartending. With a father in the Air Force, he lived in Georgia, Texas, Nebraska, Montana and Virginia. As an adult, he's called Alabama, Florida, South Carolina, Georgia and Maryland home. Is named for actor/singer Kris

Kristofferson. "My mom thought he was cute, and the movie 'The Rose' was coming out at the time she was pregnant. That's where my name came from."

PLAYER STATISTICS:

Scoring Average	70.95	(108)
Driving Distance	284.9	(139)
Driving Accuracy Percentage	63.11%	(76)
Greens in Regulation Percentage	68.89%	(20)
Strokes Gained - Putting	-.479	(168)

MISC STATISTICS:

CAREER PGA TOUR LOW ROUND/ROUND

62–2009 Wyndham Championship/2

LARGEST PGA TOUR PAYCHECK

\$561,600–2011 RBC Canadian Open/2

HIGHEST OWGR RANK

After 2011 Children's Miracle Network Hospitals Classic/142

PGA TOUR CAREER SUMMARY

Year	Events Played	Cuts Made	1st	2nd	3rd	Top 10	Top 25	FedExCup Pts	FedExCup Rank	Earnings	Money Rank
2011	29	17		1		3	7	80	80	1,350,010	65
2010	30	15		1		3	5	71	71	1,109,178	82
2009	20	9				1	2	168	168	307,130	170
Total	79	41		2		7	14			2,766,319	293

NATIONWIDE TOUR CAREER SUMMARY

Year	Events Played	Cuts Made	1st	2nd	3rd	Top 10	Top 25	Earnings	Money Rank
2009	8	5					3	32,989	130
2008	26	19	1		1	4	9	280,588	13
2007	15	9			1	2	6	90,831	67
2005	17	7					1	18,483	157
Total	66	40	1		2	6	19	422,890	199

TOP TOURNAMENT SUMMARY

Tournament	'10	'11
The Masters		
US Open		
British Open		
PGA Championship	CUT	
THE PLAYERS	T45	T64
TOUR Championship		
WGC-Accenture		
WGC-Cadillac		
WGC-Bridgestone		
WGC-HSBC Champions		
The Barclays	CUT	T58
Deutsche Bank Championship	T22	CUT
BMW Championship		

Jonas Blixt



EXEMPT STATUS: 5th on 2011 Nationwide Tour money list
HEIGHT: 5-10
WEIGHT: 164
BIRTHDATE: April 24, 1984
BIRTHPLACE: Nassjo, Smaland, Sweden
RESIDENCE: Jacksonville Beach, FL

FAMILY: Single
SPECIAL INTERESTS: Friends, family
EDUCATION: Florida State University (2008, International Business)
TURNED PRO: 2008
 Nationwide Tour Graduate (2011)
JOINED TOUR: 2012

NATIONAL TEAMS:

Palmer Cup (1), 2008.

2011 PGA TOUR HIGHLIGHTS:

Earned his PGA TOUR card for the first time with a No. 5 finish on the Nationwide Tour, his third season on that Tour. Ended the season with 17 made cuts in 23 starts, including career-best numbers in top 10s (8) and top 25s (10)...Earned his first top 10 of the season with a T8 at the South Georgia Classic, where he led the field in Putting...Added a T10 at the Chiquita Classic in mid-July...Was T2 at the Cox Classic, where he closed with weekend rounds of 63-64...Added another T2 two weeks later at the Midwest Classic in Kansas City. Fired a 9-under 62 in the third round to move into contention...Posted a 9-under 62 in the opening round of the Albertsons Boise Open and held a one-shot lead. Second-day 66 put him at 14-under and up by two at the halfway

mark. Stumbled with a 3-over 74 Saturday but rallied with a 67 Sunday and wound up T3, three shots back of winner Jason Kokrak. Moved up two spots, to No. 10 on the money list...Finished T4 the following week at the Soboba Golf Classic, where he held a two-stroke advantage after 54 holes. Was tied for the lead through 13 holes Sunday but stumbled with a bogey and double bogey on Nos. 14-15 to fall out of contention. Rallied with a 15-foot birdie putt on the final hole to close back to within two of the lead...Recorded his third runner-up of the season at the Winn-Dixie Jacksonville Open. Finished one shot back of Gavin Coles, who birdied Nos. 16 and 17. A double bogey on the par-4 13th dashed hopes for his first Tour win. He moved to fifth on the money list heading to the Nationwide Tour Championship at Daniel Island...Closed the season with a T8 effort in South Carolina, his eighth top-10 of the season. Made the cut in his last 11 starts

PERSONAL:

Loves hockey and played for his state hockey team in Sweden...Says his biggest thrill in golf is competing, and his biggest thrill outside of golf is doing things he hasn't done before...Favorite course is Kingston Heath in Melbourne, Australia, and would like to play Augusta National. Favorite teams are Florida State, the Detroit Red Wings and Farjestad, a Swedish pro hockey team. "Entourage" is his favorite TV show, and "Braveheart" and "She's Out of My League" are his favorite movies. His favorite athlete to watch is Peter Forsberg, and his mom's food is his favorite. Rome is his favorite city to visit, and Italy is his favorite vacation spot. Robert Gustavsson is his favorite entertainer. His first car was a Ford Mustang.

MISC STATISTICS:

HIGHEST OWGR RANK

After 2011 Wendy's 3-Tour Challenge/225

PGA TOUR CAREER SUMMARY

Year	Events Played	Cuts Made	1st	2nd	3rd	Top 10	Top 25	FedExCup Pts	FedExCup Rank	Earnings	Money Rank
Total											

NATIONWIDE TOUR CAREER SUMMARY

Year	Events Played	Cuts Made	1st	2nd	3rd	Top 10	Top 25	Earnings	Money Rank
2011	23	17		3	1	8	10	327,020	5
2010	26	14		1		3	5	116,846	59
2009	25	14			1	3	8	144,637	43
2008	1	1						4,500	226
Total	75	46		4	2	14	23	593,003	112

Jason Bohn (BONE)



EXEMPT STATUS: 2010 tournament winner (through 2012)

HEIGHT: 6-0

WEIGHT: 180

BIRTHDATE: April 24, 1973

BIRTHPLACE: Lewisburg, PA

RESIDENCE: Acworth, GA

FAMILY: Wife, Tewana; Conner (6/18/05), Cameron (2/28/08)

SPECIAL INTERESTS: Family, college football

EDUCATION: University of Alabama (1995, Finance)

TURNED PRO: 1992

Q-SCHOOL: 2004

Nationwide Tour Graduate (2003)

JOINED TOUR: 2004

PGA TOUR VICTORIES (2):

2005 B.C. Open. 2010 Zurich Classic of New Orleans

BEST 2011 PGA TOUR FINSHES:

T12–Wyndham Championship.

INTERNATIONAL VICTORIES:

(2): 2000 Shell Payless Open [Can]. 2001 Bayer Championship [Can].

2011 PGA TOUR HIGHLIGHTS:

Failed to record a top-10 finish for just the second time in his career (2007)...Four rounds in the 60s led to a season-best T12 finish at the Wyndham Championship.

PERSONAL:

Won \$1 million in a 1992 Hole-in-One Shootout while attending the University of Alabama and chose to give up his amateur status. Will continue to receive \$50,000 payment each October 1 through 2012.

PLAYER STATISTICS:

Scoring Average	71.34	(144)
Driving Distance	284.9	(139)
Driving Accuracy Percentage	67.48%	(21)
Greens in Regulation Percentage	67.30%	(42)
Strokes Gained - Putting	-.003	(107)

MISC STATISTICS:

CAREER PGA TOUR LOW ROUND/ROUND

62–2009 Wyndham Championship/4

LARGEST PGA TOUR PAYCHECK

\$1,152,000–2010 Zurich Classic of New Orleans/1

HIGHEST OWGR RANK

After 2010 Zurich Classic of New Orleans/60

PGA TOUR CAREER SUMMARY

Year	Events Played	Cuts Made	1st	2nd	3rd	Top 10	Top 25	FedExCup Pts	FedExCup Rank	Earnings	Money Rank
2011	22	15					2	143	143	411,943	150
2010	25	16	1			2	8	62	62	1,904,763	40
2009	25	18		1		2	7	68	68	1,159,936	81
2008	15	8			1	2	5	123	123	866,786	123
2007	17	13					4	126	126	527,512	142
2006	29	23		1		3	12			1,676,893	43
2005	28	18	1	1	1	3	6			1,888,568	35
2004	29	21				1	6			567,930	131
2000	2										
Total	192	132	2	3	2	13	50			9,004,330	134

NATIONWIDE TOUR CAREER SUMMARY

Year	Events Played	Cuts Made	1st	2nd	3rd	Top 10	Top 25	Earnings	Money Rank
2004	1	1						1,891	300
2003	18	14	1	2		5	10	255,191	9
2002	1	1						2,745	253
2000	1								
Total	21	16	1	2		5	10	259,827	327

TOP TOURNAMENT SUMMARY

Tournament	'04	'05	'06	'07	'08	'09	'10	'11
The Masters			T39					CUT
US Open					CUT			
British Open							CUT	
PGA Championship		T34	CUT				CUT	
THE PLAYERS			T27	CUT	71	T49	T64	T61
TOUR Championship								
WGC-Accenture								
WGC-Cadillac		T32						
WGC-Bridgestone							T65	
WGC-HSBC Champions							T53	
The Barclays		T71		T9		CUT	CUT	
Deutsche Bank Championship		T48	2	T69		T32	T41	
BMW Championship		T33	CUT			T59	69	

Steven Bowditch (BO-ditch)



EXEMPT STATUS: 132nd on 2011 money list
HEIGHT: 6-0
WEIGHT: 200
BIRTHDATE: June 8, 1983
BIRTHPLACE: Newcastle, New South Wales, Australia
RESIDENCE: Perigian Beach, Queensland, Australia

FAMILY: Single
SPECIAL INTERESTS: Rugby
TURNED PRO: 2001
 Nationwide Tour Graduate (2005, 2010)
JOINED TOUR: 2006

PGA TOUR BEST FINISHES:

T9--2011 AT&T Pebble Beach National Pro-Am

BEST 2011 PGA TOUR FINSHES:

T9--AT&T Pebble Beach National Pro-Am.

INTERNATIONAL VICTORIES:

(1): 2010 New South Wales PGA Championship.

2011 PGA TOUR HIGHLIGHTS:

Played in 28 PGA TOUR events, collecting one top-10 finish. Made two Nationwide Tour starts...In his 32nd career PGA TOUR start, posted his first-career

top-10 finish with T9 honors at the AT&T Pebble Beach National Pro-Am. Previous-best effort was T34 at the Sony Open in Hawaii a month earlier. Had his hand broken at The McGladrey Classic, as it was accidentally slammed in his car door Friday after the second round as he was leaving the premises. Despite the injury, played the following week at the Children's Miracle Network Hospitals Classic to try and secure a spot within the top 125 on the money list. Opened with a 5-under 67 on the Magnolia Course, before finishing 132nd on the earnings list.

PERSONAL:

Started playing the game around the age of 12 because his father wouldn't let him tackle in rugby league...Previous employment includes time spent as a cement mixer.

PLAYER STATISTICS:

Scoring Average	71.22	(134)
Driving Distance	308.3	(6)
Driving Accuracy Percentage	55.12%	(169)
Greens in Regulation Percentage	63.62%	(141)
Strokes Gained - Putting	.193	(62)

MISC STATISTICS:

CAREER PGA TOUR LOW ROUND/ROUND

62--2011 Viking Classic/4

LARGEST PGA TOUR PAYCHECK

\$163,800--2011 AT&T Pebble Beach National Pro-Am/T9

HIGHEST OWGR RANK

After 2005 World Golf Championships-Accenture Match Play Championship/162

PGA TOUR CAREER SUMMARY

Year	Events Played	Cuts Made	1st	2nd	3rd	Top 10	Top 25	FedExCup Pts	FedExCup Rank	Earnings	Money Rank
2011	28	15				1	6	125	125	621,378	132
2007	5										
2006	22	2								11,160	256
2005	1	1								8,299	
2003	1										
Total	57	18				1	6			640,837	452

NATIONWIDE TOUR CAREER SUMMARY

Year	Events Played	Cuts Made	1st	2nd	3rd	Top 10	Top 25	Earnings	Money Rank
2011	2	1						1,797	280
2010	22	13	1			3	5	257,283	17
2009	20	7				2	2	49,655	106
2008	16	2						3,859	236
2007	23	9				1	4	56,173	99
2006	2								
2005	21	14	1	2		6	9	333,329	4
2003	1								
Total	107	46	2	2		12	20	702,095	83


AUSTRALIAN TOUR 2011 SUMMARY

Year	Events Played	Cuts Made	1st	Earnings	Money Rank
2011	3	3		22,624	

TOP TOURNAMENT SUMMARY

<u>Tournament</u>	<u>'03</u>	<u>'06</u>	<u>'11</u>
The Masters			
US Open			
British Open	CUT		
PGA Championship			
THE PLAYERS			
TOUR Championship			
WGC-Accenture			
WGC-Cadillac			
WGC-Bridgestone			
WGC-HSBC Champions			
The Barclays			CUT
Deutsche Bank Championship		CUT	
BMW Championship			

Keegan Bradley



EXEMPT STATUS: Winner, 2011 PGA Championship; multiple tournament winner (through 2016)

HEIGHT: 6-3

WEIGHT: 190

BIRTHDATE: June 7, 1986

BIRTHPLACE: Woodstock, VT

RESIDENCE: Jupiter, FL

FAMILY: Single

SPECIAL INTERESTS: Fishing

EDUCATION: St. John's University (2008, Sport Management)

TURNED PRO: 2008

Nationwide Tour Graduate (2010)

JOINED TOUR: 2011

PGA TOUR VICTORIES (2):

2011 HP Byron Nelson Championship. 2011 PGA Championship

BEST 2011 PGA TOUR FINISHES:

P1-HP Byron Nelson Championship. P1-PGA Championship.

OTHER VICTORIES:

(1): 2011 Franklin Templeton Shootout [with Brendan Steele].

2011 PGA TOUR HIGHLIGHTS:

Enjoyed a spectacular rookie year, with two wins, including the PGA Championship. Named PGA TOUR Rookie of the Year in December by a vote of his peers...Finished T7 at the Bob Hope Classic in his second career PGA TOUR start...Finished T9 at the Valero Texas Open for his second top-10 finish...Entered the final round of the HP Byron Nelson Championship four strokes behind tournament-leader Ryan Palmer, but posted a 2-under 68 Sunday to finish regulation tied with Palmer at 3-under 277. Went on to defeat Palmer on the first playoff hole with a par-4 on the 18th hole, becoming the third member of the 2010 Nationwide Tour graduating class to win this season. Winning score of 3-under 277 was the highest in relation to par at the event since Bruce Lietzke's 1-over par score in 1981 and the highest on TOUR in a non-major since David Duval's 3-under winning score at the 1999 PLAYERS Championship. With the victory, he became the TOUR's youngest winner in 2011 and the sixth

first-time winner of the season and fourth rookie winner. Moved to No. 20 in the FedExCup standings. For his victory, his caddie (Steven Hale) won a new Cadillac...Held a share of the second-round lead at the World Golf Championships-Bridgestone Invitational before finishing T15...Won the PGA Championship in a three-hole aggregate playoff over Jason Dufner at Atlanta Athletic Club. First rookie to win two tournaments, including a major, since Todd Hamilton won The Honda Classic and the British Open in 2004. Improved to 2-0 in career PGA TOUR playoffs (defeated Ryan Palmer at 2011 HP Byron Nelson Championship. First player since Ben Curtis (2003 British Open) to win first start in a major championship. Francis Ouimet (1913 U.S. Open) was the other to win his first major championship start. First player since Shaun Micheel (2003) to win the PGA Championship in his first start at the event. A total of seven players have accomplished the feat—Micheel, Jim Barnes (1916), Tom Creavy (1931), Bob Hamilton (1944), Doug Ford (1955), Bob Tway (1986) and John Daly (1991). Won at the age of 25 years, 2 months, 7 days, joining John Daly (1991), Tiger Woods (1999, 2000) and Martin Kaymer (2010) as the only winners of the event under age 30 since 1990. Is the first player to win a major championship the year after graduating from the Nationwide Tour...Opened with a 7-under 65 at the World Golf Championships-HSBC Champions in Shanghai before settling for a T16 in only his second World Golf Championships start...He picked up an unofficial victory late in the season with partner Brendan Steele at the Franklin Templeton Shootout. The duo was 32-under for the three-day event, winning by three strokes.

PERSONAL:

Is the nephew of LPGA great and World Golf Hall of Fame member Pat Bradley...Turning professional

is his biggest thrill in golf. Lists the Boston Red Sox winning the World Series as his biggest thrill outside of golf...Lists Bethpage State Park's Black Course as his favorite golf course. Would most like to play Augusta National...Never travels without his rain gear. Favorite professional teams are the Boston Celtics, Boston Red Sox and New England Patriots...Superstitions include always marking his ball with the coin head's up. Favorite TV show is "Seinfeld" and favorite movie is "Goodfellas." Favorite entertainer is Howard Stern. Other favorites include Ben Hogan: An American Life, pizza and Tom Brady. Favorite city is Los Angeles...Favorite vacation spot is Jackson Hole, WY...Included in his dream foursome are his dad, Ben Hogan and Brady...Was an all-state ski racer in his home state of Vermont...He donated the red belt he wore during the final round of the PGA Championship to the "Dan Patrick Show," and the belt hangs proudly in the show's Connecticut studio.

PLAYER STATISTICS:

Scoring Average	70.26	(30)
Driving Distance	300.7	(20)
Driving Accuracy Percentage	61.50%	(96)
Greens in Regulation Percentage	65.90%	(83)
Strokes Gained - Putting	.041	(97)

MISC STATISTICS:

CAREER PGA TOUR LOW ROUND/ROUND
64-2 times, most recent 2011 PGA Championship/2

LARGEST PGA TOUR PAYCHECK
\$1,445,000-2011 PGA Championship/1

HIGHEST OWGR RANK
After 2011 Through Week Ending: 11/14/2011/26

PGA TOUR CAREER SUMMARY

Year	Events Played	Cuts Made	1st	2nd	3rd	Top 10	Top 25	FedExCup Pts	FedExCup Rank	Earnings	Money Rank
2011	28	18	2			4	12	20	20	3,758,600	13
Total	28	18	2			4	12			3,758,600	256

NATIONWIDE TOUR CAREER SUMMARY

Year	Events Played	Cuts Made	1st	2nd	3rd	Top 10	Top 25	Earnings	Money Rank
2010	28	18		1	2	5	7	264,760	14
2009	2	2					1	8,307	205
Total	30	20		1	2	5	8	273,068	307

TOP TOURNAMENT SUMMARY

<u>Tournament</u>	<u>'11</u>
The Masters	
US Open	
British Open	
PGA Championship	P1
THE PLAYERS	72
TOUR Championship	T11
WGC-Accenture	
WGC-Cadillac	
WGC-Bridgestone	T15
WGC-HSBC Champions	T16
The Barclays	CUT
Deutsche Bank Championship	CUT
BMW Championship	T16

Michael Bradley



EXEMPT STATUS: 2011 tournament winner (through 2013)

HEIGHT: 6-0

WEIGHT: 200

BIRTHDATE: July 17, 1966

BIRTHPLACE: Largo, FL

RESIDENCE: Valrico, FL

FAMILY: Wife, Jennifer; Brooke Kathryn (5/1/96), James Michael (9/30/03)

SPECIAL INTERESTS: Sports

EDUCATION: Oklahoma State University (1988)

TURNED PRO: 1988

Q-SCHOOL: 1992, 2006

Nationwide Tour Alumnus

JOINED TOUR: 1993

PGA TOUR VICTORIES (4):

1996 Buick Challenge. 1998 Doral-Ryder Open. 2009 Puerto Rico Open presented by Banco Popular. 2011 Puerto Rico Open presented by seepuertorico.com

BEST 2011 PGA TOUR FINSHES:

P1—Puerto Rico Open presented by seepuertorico.com.

INTERNATIONAL VICTORIES:

(2): 1989 Ontario Open [Can]. 1990 Quebec Open [Can].

2011 PGA TOUR HIGHLIGHTS:

Season included his fourth career PGA TOUR victory and a finish inside the top 100 (No. 97) on the

official money list for the first time since the 1998 season...Posted rounds of 68-68-68-68—272 (16-under) and went on to defeat Troy Matteson on the first playoff hole to win his second Puerto Rico Open title in three years. Missed a 3-foot putt on the 72nd hole that would have clinched victory. Rebounded with a par-5 on the first playoff hole (No. 18) as Matteson missed a 4-foot putt that would have extended the playoff. Has won on TOUR in each of the last three decades, becoming the first player since Davis Love III to win in three different decades. Came from four strokes back on the final day to win, the largest come-from-behind victory on the final day on TOUR since Stuart Appleby rebounded from seven back to win the 2010 Greenbrier Classic. His wins in Puerto Rico represent his only top-10 finishes on TOUR dating to a T9 at the 2000 Michelob Championship.

PERSONAL:

His 381-yard drive during second round of the Walt Disney World/Oldsmobile Classic was longest mea-

sured drive on the PGA TOUR in 1997...His father John, a retired club pro, has been his only coach, teaching him by feel not mechanics...Shot a 59 in Canadian Tour event in Saskatoon, Saskatchewan.

PLAYER STATISTICS:

Scoring Average	70.88	(100)
Driving Distance	290.7	(98)
Driving Accuracy Percentage	57.03%	(149)
Greens in Regulation Percentage	67.62%	(37)
Strokes Gained - Putting	-.163	(139)

MISC STATISTICS:

CAREER PGA TOUR LOW ROUND/ROUND

62—1994 Hardee's Golf Classic/3

LARGEST PGA TOUR PAYCHECK

\$630,000—2011 Puerto Rico Open presented by seepuertorico.com/1

HIGHEST OWGR RANK

After 1997 MasterCard Colonial/35

PGA TOUR CAREER SUMMARY

Year	Events Played	Cuts Made	1st	2nd	3rd	Top 10	Top 25	FedExCup Pts	FedExCup Rank	Earnings	Money Rank
2011	24	12	1			1	5	111	111	935,934	97
2010	24	14					3	145	145	360,845	172
2009	17	7	1			1	1	139	139	727,788	115
2008	14	6					1	219	219	138,454	213
2007	8	3						233	233	31,889	237
2006	6	2					1			41,790	236
2005	4	2								25,254	243
2004	9	3					1			106,336	213
2003	4	1					1			49,500	230
2002	7	3								18,363	231
2001	8	4					1			47,885	215
2000	26	10				1	1			179,510	169
1999	27	14				1	4			257,525	146
1998	22	15	1			2	5			576,501	48
1997	28	18		1		3	8			465,887	47
1996	26	20	1	1	2	6	11			820,825	20
1995	27	18				2	6			214,469	85
1994	29	15				3	4			175,137	104
1993	26	14			1	1	3			126,160	121
1992	1										
1990	1										
1988	2	1								1,664	282
Total	340	182	4	2	3	21	56			5,301,716	205

NATIONWIDE TOUR CAREER SUMMARY

Year	Events Played	Cuts Made	1st	2nd	3rd	Top 10	Top 25	Earnings	Money Rank
2008	2	2					1	6,799	205
2006	2	2					1	9,467	188
2005	2	1						2,160	291
2004	1								
2003	7	3					1	12,358	182
2002	4	2					1	9,460	179
2001	6	3					1	11,138	164
Total	24	13					5	51,380	728

TOP TOURNAMENT SUMMARY

Tournament	'90	'92	'93	'94	'95	'96	'97	'98	'99	'00	'09	'10
The Masters							CUT	29				
US Open	CUT	CUT		CUT		T50	CUT					
British Open							T38					
PGA Championship					T54	T31	T71				CUT	
THE PLAYERS				CUT	T29	T19	T14	T51	CUT		CUT	CUT
TOUR Championship						23						
WGC-Accenture									T17			
WGC-Cadillac												
WGC-Bridgestone												
WGC-HSBC Champions												
The Barclays				CUT							CUT	
Deutsche Bank Championship												
BMW Championship			CUT	CUT	T29	CUT	W/D		T42			

Tournament	'11
The Masters	
US Open	
British Open	
PGA Championship	T59
THE PLAYERS	CUT
TOUR Championship	
WGC-Accenture	
WGC-Cadillac	
WGC-Bridgestone	
WGC-HSBC Champions	
The Barclays	CUT
Deutsche Bank Championship	
BMW Championship	

Mark Brooks



EXEMPT STATUS: Past Champion

HEIGHT: 5-9

WEIGHT: 150

BIRTHDATE: March 25, 1961

BIRTHPLACE: Fort Worth, TX

RESIDENCE: Fort Worth, TX

FAMILY: Wife, Cynthia; Lyndsay (1/24/86), Hallie (9/20/89)

SPECIAL INTERESTS: Golf course design, collecting antique golf architecture books and historic golf prints, all sports, cooking, drawing

EDUCATION: University of Texas

TURNED PRO: 1983

Q-SCHOOL: 1983, 1984, 1985, 1986, 1987

Nationwide Tour Alumnus

JOINED TOUR: 1983

PGA TOUR VICTORIES (7):

1988 Canon Sammy Davis Jr.-Greater Hartford Open. 1991 KMart Greater Greensboro Open. 1991 Greater Milwaukee Open. 1994 Kemper Open. 1996 Bob Hope Chrysler Classic. 1996 Shell Houston Open. 1996 PGA Championship

BEST 2011 PGA TOUR FINSHES:

T66-Viking Classic.

NATIONAL TEAMS:

The Presidents Cup (1), 1996.

2011 PGA TOUR HIGHLIGHTS:

Made five PGA TOUR starts, making one cut. Turned 50 in March, when he enjoyed solid rookie Champions Tour success. Made 19 starts, collecting a pair of top-10 finishes...Nearly won his first title in his sixth start. Led The Principal Charity Classic until the final hole but three-putted from 25 feet for a bogey at No. 18 to lose to Bob Gilder, who tied him moments earlier with a 30-foot downhill birdie putt. Finish in Iowa was his best on Tour since losing in an 18-hole playoff to Retief Goosen at the 2001 U.S. Open at Southern Hills

PERSONAL:

Served as host of W. Hal Brooks Memorial Golf Tournament and Gala, in honor of his father. Event was held for 11 years in his hometown and benefited hundreds of youth and teenage programs...Partner in Knott-Linn-Brooks House, a golf course design

company based in Palo Alto, CA...His first start-to-finish project, Southern Oaks GC outside Fort Worth, TX, opened to rave reviews in 1999.

PLAYER STATISTICS:

Scoring Average	73.86	(N/A)
Driving Distance	268.4	(N/A)
Driving Accuracy Percentage	66.49%	(N/A)
Greens in Regulation Percentage	56.35%	(N/A)
Strokes Gained - Putting	.273	(N/A)

MISC STATISTICS:

CAREER PGA TOUR LOW ROUND/ROUND

61-1990 Shearson Lehman Hutton Open/2

LARGEST PGA TOUR PAYCHECK

\$530,000-2001 U.S. Open Championship/2

HIGHEST OWGR RANK

After 1996 Diners Club Matches/18

PGA TOUR CAREER SUMMARY

Year	Events Played	Cuts Made	1st	2nd	3rd	Top 10	Top 25	FedExCup Pts	FedExCup Rank	Earnings	Money Rank
2011	5	1						255	255	7,488	256
2010	14	4						224	224	46,360	225
2009	17	11				1	1	173	173	263,074	179
2008	17	6						215	215	99,582	222
2007	18	7					1	198	198	162,839	204
2006	36	9					2			207,958	190
2005	28	10				1	2			273,668	180
2004	31	5				1	2			264,076	173
2003	31	14					2			236,489	167
2002	32	16			2	2	5			731,671	95
2001	27	16		1		2	5			899,444	60
2000	29	17				3	4			528,959	90
1999	33	24				3	7			557,037	74
1998	30	18					5			219,570	129
1997	30	15				1	3			213,516	108
1996	29	23	3	1		8	12			1,429,396	3
1995	29	17			1	3	10			366,860	48
1994	33	23	1			4	8			523,285	31
1993	31	19		1		3	10			249,696	66
1992	29	24			3	11	16			629,754	21
1991	30	24	2			5	11			667,263	11
1990	33	23			2	5	10			307,948	45
1989	30	15				1	3			112,838	115
1988	30	22	1	1		2	11			280,636	36
1987	32	17					2			42,100	165
1986	32	19				1	5			47,264	140
1985	32	11					3			32,094	141
1984	35	17				1	4			40,438	122
1983A	1										
1983	6	2					1			6,924	194
Total	790	429	7	4	8	58	145			9,448,226	127

CHAMPIONS TOUR CAREER SUMMARY

Year	Events Played	Cuts Made	1st	2nd	3rd	Top 10	Top 25	Earnings	Money Rank
2011	19	19	1			2	6	422,884	38
Total	19	19	1			2	6	422,884	246

NATIONWIDE TOUR CAREER SUMMARY

Year	Events Played	Cuts Made	1st	2nd	3rd	Top 10	Top 25	Earnings	Money Rank
2010	8	2					1	5,838	211
2009	9	2						3,642	244
2008	9	6				1	3	41,236	112
2007	2	1						2,400	288
Total	28	11				1	4	53,116	723

TOP TOURNAMENT SUMMARY

Tournament	'84	'85	'86	'87	'88	'89	'90	'91	'92	'93	'94	'95	
The Masters						CUT		T35	CUT	CUT		CUT	
US Open		CUT		CUT	CUT	CUT	T5	T19	T44	T46	CUT		
British Open								T80	T55		T20	T3	
PGA Championship					CUT	CUT	T26	CUT	T15	CUT	CUT	T31	
THE PLAYERS		CUT	CUT		T63	CUT	T36	CUT	T9	CUT	CUT	CUT	
TOUR Championship								T24	T27		T29		
WGC-Accenture													
WGC-Cadillac													
WGC-Bridgestone													
WGC-HSBC Champions													
The Barclays		CUT	CUT	CUT	CUT	DNS	T47	T43	T23	T65	T34	T8	
Deutsche Bank Championship													
BMW Championship		CUT	CUT	T48	CUT	T19	CUT	T5	T43	T29	T13	CUT	T20

Tournament	'96	'97	'98	'99	'00	'01	'02	'03	'04	'05	'06	'07
The Masters	CUT	CUT	CUT	T38	T40	T31	T24					
US Open	T16	CUT	57	CUT	CUT	P2	CUT		CUT		CUT	
British Open	T5	CUT	T66	T62	CUT	CUT						
PGA Championship	P1	CUT	T56	T16	CUT	CUT	CUT	CUT	CUT	CUT	CUT	CUT
THE PLAYERS	CUT	T7	CUT	T10	T57	T65	T57	T62	CUT	CUT	CUT	
TOUR Championship	T27											
WGC-Accenture												
WGC-Cadillac												
WGC-Bridgestone												
WGC-HSBC Champions												
The Barclays			T33	T32	T72		T73		CUT	CUT	CUT	
Deutsche Bank Championship								W/D	CUT	CUT		
BMW Championship	T8	CUT	CUT	T27	76	CUT	85	CUT			CUT	

Tournament	'08	'09	'10	'11
The Masters				
US Open				
British Open				
PGA Championship	CUT	CUT	CUT	CUT
THE PLAYERS				
TOUR Championship				
WGC-Accenture				
WGC-Cadillac				
WGC-Bridgestone				
WGC-HSBC Champions				
The Barclays				
Deutsche Bank Championship				
BMW Championship				

Scott Brown



EXEMPT STATUS: 8th on 2011 Nationwide Tour money list
HEIGHT: 5-8
WEIGHT: 170
BIRTHDATE: May 22, 1983
BIRTHPLACE: Augusta, GA
RESIDENCE: North Augusta, SC

FAMILY: Wife, Allison
SPECIAL INTERESTS: Fishing, yard work
EDUCATION: University of South Carolina-Aiken
TURNED PRO: 2006
 Nationwide Tour Graduate (2011)
JOINED TOUR: 2012

2011 PGA TOUR HIGHLIGHTS:

Earned his PGA TOUR card for the 2012 season, with a No. 8 finish on the Nationwide Tour money list. His five top-10 finishes included two runner-up and three third-place finishes...Was T3 at the Pacific Rubiales Bogota Open, a tournament hampered by rain and ultimately reduced to a 36-hole tournament...Was T2 at The Rex Hospital Open, one shot back of winner Kyle Thompson. Was one of six players tied for the lead late in the day but wound up playing the final six holes in 1-over par. Fired an 8-under 63 in the second round to take a one-stroke lead at the halfway point...Followed with a T3 finish the next week at the Preferred Health Systems Wichita Open. A 3-under 68 on the final day at Crestview CC left him two shots back of winner Mathew Goggin but earned him enough money to move into the No. 9 spot on the money list through the schedule's first 10 events...Added a T3 at the

Mylan Classic and moved up eight spots to No. 12 on the money list...Dropped to No. 21 on the money list by missing the cut in four of his next six starts. Closed the season with a runner-up finish at the Nationwide Tour Championship. Birdied two of his final four holes Sunday to break free from the pack and grab solo second at Daniel Island, SC. Collected \$108,000 for the week to wrap up his PGA TOUR card.

PERSONAL:

Golf instructors used include Pat O'Brien and Tommy Brannen...Biggest thrill in golf was representing the country in the USA vs. Japan matches in Japan 2006...Favorite golf course he's played is Augusta National. Would most like to play Pebble Beach GL...Never travels without shoe cleaner...His first car was a Chevrolet pickup, but now drives

a 2010 Nissan Titan...Favorite college team is the Georgia Bulldogs. Favorite professional team is the Atlanta Braves...Enjoys watching "Golf Central" on Golf Channel and counts "The Pursuit of Happiness" as his favorite movie...Favorite entertainer is Darius Rucker...Other favorites include cheeseburgers, Tiger Woods and vacations in Montego Bay, Jamaica. Favorite city is Charleston, SC...Would fill out his dream foursome with Tiger Woods, Bobby Jones and Ben Hogan...Learned to play golf with his dad at age 3 at Goshen Plantation in Augusta, GA. His bucket list includes playing on the PGA TOUR. Involved with the American Cancer Society and the Alzheimer's Association.

MISC STATISTICS:

HIGHEST OWGR RANK
 After 2011 Through Week Ending: 01/02/2012/285

PGA TOUR CAREER SUMMARY

Year	Events Played	Cuts Made	1st	2nd	3rd	Top 10	Top 25	FedExCup Pts	FedExCup Rank	Earnings	Money Rank
Total											

NATIONWIDE TOUR CAREER SUMMARY

Year	Events Played	Cuts Made	1st	2nd	3rd	Top 10	Top 25	Earnings	Money Rank
2011	26	13		2	3	5	8	282,502	8
2010	23	13				3	5	95,266	70
2009	5	3					1	9,865	194
2006A	1								
Total	55	29		2	3	8	14	387,633	210

Bart Bryant



EXEMPT STATUS: Major Medical Extension

HEIGHT: 6-0

WEIGHT: 195

BIRTHDATE: November 18, 1962

BIRTHPLACE: Gatesville, TX

RESIDENCE: Ocoee, FL

FAMILY: Wife, Cathy; Kristen (8/1/88), Michelle (1/11/94)

SPECIAL INTERESTS: Movies, spending time with friends

EDUCATION: New Mexico State University

TURNED PRO: 1986

Q-SCHOOL: 1990, 1994, 1995, 1999, 2000, 2002

Nationwide Tour Alumnus

JOINED TOUR: 1991

PGA TOUR VICTORIES (3):

2004 Valero Texas Open. 2005 the Memorial Tournament. 2005 THE TOUR Championship presented by Coca-Cola

OTHER VICTORIES:

(1): 1988 Florida Open.

2011 PGA TOUR HIGHLIGHTS:

Left-wrist injury, originally suffered near the end of 2008, sidelined him for the second-consecutive year.

His Major Medical Extension will carry over to the 2012 campaign. He will have nine events to make \$336,093, which, coupled with 2009 earnings of \$326,590, would equal No. 125 on the 2009 money list, to earn his status for the remainder of the season.

PERSONAL:

Older brother Brad is a past PGA TOUR champion and a current Champions Tour player. They are one of 12 winning brother combinations on TOUR.

MISC STATISTICS:

CAREER PGA TOUR LOW ROUND/ROUND
60–2004 Valero Texas Open/3

LARGEST PGA TOUR PAYCHECK
\$1,170,000–2005 THE TOUR Championship presented by Coca-Cola/1

HIGHEST OWGR RANK
After 2005 Target World Challenge presented by Countrywide/22

PGA TOUR CAREER SUMMARY

Year	Events Played	Cuts Made	1st	2nd	3rd	Top 10	Top 25	FedExCup Pts	FedExCup Rank	Earnings	Money Rank
2009	17	12				1	1	161	161	326,590	167
2008	23	18		1	1	2	7	54	54	1,719,153	46
2007	25	19				2	8	82	82	1,167,874	81
2006	26	19		1		2	7			1,316,131	70
2005	26	19	2			4	13			3,249,136	9
2004	23	13	1			1	4			962,167	80
2003	6	6					1			78,966	215
2002	20	15				1	3			309,880	155
2001	10	7					1			73,884	206
2000	25	11								85,797	201
1996	26	14					3			88,788	172
1995	27	13					5			119,201	146
1994	1										
1993	2										
1992	19	10				1	1			52,075	172
1991	31	17				2	5			119,931	124
1987	1										
1986	1	1								2,076	251
Total	309	194	3	2	1	16	59			9,671,650	121

NATIONWIDE TOUR CAREER SUMMARY

Year	Events Played	Cuts Made	1st	2nd	3rd	Top 10	Top 25	Earnings	Money Rank
2004	3	2				1	2	21,395	147
2003	2	2				2	2	28,170	118
2002	2	1					1	3,690	237
2001	1	1						1,825	258
1998	1								
1995	1								
1994	4	1						570	257
1993	21	9				1	2	10,255	108
1991	1	1					1	1,563	193
1990	6	5				1	4	8,251	94
Total	42	22				5	12	75,718	633

TOP TOURNAMENT SUMMARY

Tournament	'87	'91	'92	'94	'95	'96	'00	'01	'02	'04	'05	'06
The Masters				CUT								CUT
US Open	CUT			CUT							CUT	T32
British Open											T23	70
PGA Championship											CUT	CUT
THE PLAYERS		CUT	CUT								CUT	T56
TOUR Championship											1	
WGC-Accenture												T33
WGC-Cadillac											T56	T26
WGC-Bridgestone											T28	T62
WGC-HSBC Champions												
The Barclays		T23			T26	CUT	T68	CUT	CUT	T32	CUT	
Deutsche Bank Championship										CUT		
BMW Championship		71			CUT					T27		

Tournament	'07	'08	'09
The Masters	CUT		
US Open		T29	
British Open		T39	
PGA Championship	T32	CUT	
THE PLAYERS	CUT	T42	CUT
TOUR Championship			
WGC-Accenture	T33		
WGC-Cadillac	T35		
WGC-Bridgestone			
WGC-HSBC Champions			
The Barclays	T65	CUT	
Deutsche Bank Championship	T41	T50	
BMW Championship		T28	

Jonathan Byrd



EXEMPT STATUS: Multiple tournament winner (through 2013)
HEIGHT: 5-9
WEIGHT: 165
BIRTHDATE: January 27, 1978
BIRTHPLACE: Anderson, SC
RESIDENCE: St. Simons Island, GA
FAMILY: Wife, Amanda; Jackson (7/30/06), Caroline (11/7/08)

SPECIAL INTERESTS: Playing outside with my children, movies, coffee, working out, College Golf Fellowship
EDUCATION: Clemson University (2000, Marketing)
TURNED PRO: 2000
 Nationwide Tour Graduate (2001)
JOINED TOUR: 2002

PGA TOUR VICTORIES (5):

2002 Buick Challenge. 2004 B.C. Open. 2007 John Deere Classic. 2010 Justin Timberlake Shriners Hospitals for Children Open. 2011 Hyundai Tournament of Champions

BEST 2011 PGA TOUR FINSHES:

P1-Hyundai Tournament of Champions.

NATIONAL TEAMS:

Walker Cup (1), 1999.

2011 PGA TOUR HIGHLIGHTS:

Captured his fifth PGA TOUR victory en route to career-best finishes in the FedExCup (No. 27) and money earned (No. 22)...Posted a final-round, 6-under 67 and then defeated Robert Garrigus with a par-4 on the second playoff hole to win the Hyundai Tournament of Champions, the fifth win of his career. After winning his last start of 2010 (Justin Timberlake Shriners Hospitals for Children Open) with a historic playoff hole-in-one, became the first player to capture back-to-back wins in playoff fashion since Tiger Woods (1999 World Golf Championships-American Express Championship and 2000 Mercedes Championships). Snapped a streak of nine consecutive international winners at

the event, becoming the first American to win since Jim Furyk in 2001. Went on to win after sharing the first- and third-round leads...Six starts later, posted his second top-10 finish of the season with a T10 at the World Golf Championships-Cadillac Championship...Entered the final round of the Wells Fargo Championship with a one-stroke lead over Pat Perez, recorded a 72 and dropped a playoff on the first extra hole to Lucas Glover. The runner-up finish was the second of his career (2003 John Deere Classic) and moved him to two for three when carrying the lead or co-lead into the final round on the PGA TOUR, winning the B.C. Open and the Hyundai Tournament of Champions before falling in Charlotte. Made his eighth start at Quail Hollow. His only other made cut led to a T5 in 2009. Total of 15-under 201 after three rounds bettered the previous-best 54-hole score at the Wells Fargo Championship by two strokes (13-under 203, Anthony Kim, 2008). His 72-hole total of 15-under 273, shared with Lucas Glover, is one shy of the tournament 72-hole record held by 2008 winner Kim...Finished T7 at the Memorial Tournament, marking his second top 10 at the event (T3 in 2009) in nine career starts. Played in the final group with Steve Stricker, but a final round, 1-over dropped him down the leaderboard...Entered the PGA TOUR Playoffs with a T59 at the World Golf Championships-Bridgestone Invitational as his only made cut in his previous six starts. But a solo fifth-place finish at The Barclays allowed him to jump to No. 12 in the FedExCup standings. The finish represented his fifth top 10 of the season—equaling a career-high (2003, 2006).

PERSONAL:

His father, Jim, who died from brain cancer in 2009, introduced him and brother Jordan to golf at age 3. Older brother Jordan is an assistant golf coach at Clemson. He caddied for Jordan in the 2008 U.S. Mid-Amateur. Jordan has occasionally caddied for his brother at PGA TOUR events...College teammates at Clemson with TOUR players Lucas Glover, Charles Warren and D.J. Trahan.

PLAYER STATISTICS:

Scoring Average	70.78	(81)
Driving Distance	291.6	(84)
Driving Accuracy Percentage	60.33%	(115)
Greens in Regulation Percentage	65.65%	(91)
Strokes Gained - Putting	.169	(69)

MISC STATISTICS:

CAREER PGA TOUR LOW ROUND/ROUND
 63—4 times, most recent 2010 Turning Stone Resort Championship/4

LARGEST PGA TOUR PAYCHECK
\$1,120,000—2011 Hyundai Tournament of Champions/1

HIGHEST OWGR RANK
 After 2011 FedEx St. Jude Classic/39

PGA TOUR CAREER SUMMARY

Year	Events Played	Cuts Made	1st	2nd	3rd	Top 10	Top 25	FedExCup Pts	FedExCup Rank	Earnings	Money Rank
2011	26	17	1	1		5	7	27	27	2,938,920	22
2010	26	17	1			4	8	105	105	1,534,981	55
2009	25	19			1	2	11	66	66	1,316,771	67
2008	27	18				2	6	55	55	1,039,584	101
2007	23	13	1			4	11	26	26	1,854,906	42
2006	20	13			1	5	9			1,408,418	63
2005	31	22				1	5			726,023	111
2004	27	15	1		1	3	5			1,133,165	70
2003	29	21		1		5	9			1,430,538	47
2002	32	15	1		1	4	10			1,462,713	39
2001	1	1								8,400	
2000	1	1								14,130	
Total	268	172	5	2	4	35	81			14,868,549	66

NATIONWIDE TOUR CAREER SUMMARY

Year	Events Played	Cuts Made	1st	2nd	3rd	Top 10	Top 25	Earnings	Money Rank
2001	20	16	1	1	1	5	11	222,244	8
2000A	1	1							
Total	21	17	1	1	1	5	11	222,244	372

TOP TOURNAMENT SUMMARY

Tournament	'02	'03	'04	'05	'06	'07	'08	'09	'10	'11
The Masters		T8	CUT				CUT			CUT
US Open		T15	CUT				CUT			CUT
British Open						T23				CUT
PGA Championship		CUT	CUT		T20	CUT	CUT			CUT
THE PLAYERS		CUT	CUT	T32	CUT	T16	T32	T37	CUT	T41
TOUR Championship						23				30
WGC-Accenture							T9			T33
WGC-Cadillac							T65			T10
WGC-Bridgestone		T71								T59
WGC-HSBC Champions										T23
The Barclays	T64	T36	T69			CUT	T55	T24	T56	5
Deutsche Bank Championship		T13	T29	T60	T36	T23	T33	T61		T56
BMW Championship	T20	T50	T27	T40	CUT	T10	T52	T61		T37

Angel Cabrera (on-HEL)



EXEMPT STATUS: Winner, 2007 U.S. Open; multiple tournament winner (through 2014)

HEIGHT: 6-0

WEIGHT: 210

BIRTHDATE: September 12, 1969

BIRTHPLACE: Cordoba, Argentina

RESIDENCE: Cordoba, Argentina

SPECIAL INTERESTS: Soccer

TURNED PRO: 1989

JOINED TOUR: 2007

PGA TOUR VICTORIES (2):

2007 U.S. Open Championship. 2009 Masters Tournament

BEST 2011 PGA TOUR FINSHES:

T6–The McGladrey Classic.

INTERNATIONAL VICTORIES:

(39): 1991: Gran Premio San Diego [Arg]. 1992: Norpatagónico Tournament [Arg]. 1994: Gran Premio Villa Gesell [Arg], South Open [Arg], Center Open [Arg], Gran Premio Náutico Hacoaj [Arg]. 1995: Littoral Open [Arg], Hato Grande International Open, Paraguay Open. 1996: South Open [Arg], Granadilla Open [Chile], Viña del Mar Open [Chile], Volvo Masters of Latin America [Brazil]. 1997: Center Open [Arg]. 1998: Argentina PGA, Brazil Open. 1999: Brazil Open, Argentina Masters, Torneo de Maestros Telefonica [Arg]. 2000: Center Open [Arg], Llao Llao Classic [Arg]. 2001: Argentina Open, Center Open [Arg], Torneo de Maestros Telefonica [Arg]. 2002: Benson and Hedges International [Eur], Argentine Open, Argentine PGA [tied]. 2004: Abierto del sur de Argentina [Arg.], North Open [Arg.]. 2005: Argentina Masters, BMW Championship [Eur.], 18th Torneo de Maestros Copa Personal [Arg], 74th Abierto Visa del Centro [Arg], 39th Abierto de Norte [Arg]. 2006: 75th Abierto Visa del

Centro [Arg]. 2007: Center Open [Arg.], Argentina Masters, Barclays Singapore Open [Asia], Argentina Masters [Arg.].

NATIONAL TEAMS:

The Presidents Cup (3), 2005, 2007, 2009; World Cup (9), 1998, 1999, 2000, 2001, 2002, 2003, 2004, 2005, 2006.

OTHER VICTORIES:

(1): 2007 PGA Grand Slam of Golf.

2011 PGA TOUR HIGHLIGHTS:

Made only eight of 17 cuts on TOUR, with three top-10s. Failed to qualify for the PGA TOUR Playoffs for the FedExCup for the first time in his career...Posted four under-par rounds to finish T7 at the Puerto Rico Open, his first top-10 finish of the season...Finished solo-seventh at the Masters Tournament, giving him five top-10s and eight top-25s in 12 starts at Augusta National (T10 in 2001, T9 in 2002, T8 in 2006, won in 2009 and seventh in 2011)...Was T6 at the McGladrey Classic for the final of his three top-10 finishes.

PERSONAL:

Caddied at Cordoba, home club of friend Eduardo Romero, until turning professional at age 20. Romero, who lived two blocks away from his young protege, encouraged him to take up game at age 15...Two sons are excellent golfers. Oldest son, Federico, caddied for him in the final round of the Cordoba Open in Argentina. Started final round eight shots back, shot 60 and won by one stroke. Was also on his dad's bag at the 2011 Masters...Says he would be a soccer player if not a golfer...Nicknamed "El Pato" (The Duck).

PLAYER STATISTICS:

Scoring Average	70.70	(69)
Driving Distance	301.6	(19)
Driving Accuracy Percentage	54.97%	(170)
Greens in Regulation Percentage	63.89%	(137)
Strokes Gained - Putting	.535	(15)

MISC STATISTICS:

CAREER PGA TOUR LOW ROUND/ROUND
65–8 times, most recent 2011 Frys.com Open/2

LARGEST PGA TOUR PAYCHECK
\$1,350,000–2009 Masters Tournament/1

HIGHEST OWGR RANK
After 2005 Chrysler Classic of Greensboro/9

PGA TOUR CAREER SUMMARY

Year	Events Played	Cuts Made	1st	2nd	3rd	Top 10	Top 25	FedExCup Pts	FedExCup Rank	Earnings	Money Rank
2011	17	8				3	4	154	154	628,079	131
2010	19	15			1	2	7	61	61	1,266,440	71
2009	17	12	1			3	7	25	25	2,625,472	21
2008	17	12				1	7	65	65	868,182	122
2007	14	9	1			1	4	51	51	1,661,106	54
2006	12	9				3	5			623,504	
2005	11	7				1	4			242,028	
2004	8	5				1	5			237,839	
2003	14	8					5			372,252	145
2002	13	12				4	6			632,546	
2001	8	6				2	2			337,105	
2000	6	4					2			78,256	
1999	3	3				1	2			167,480	167
1997	1	1								10,315	268
Total	160	111	2		1	22	60			9,750,602	119

EUROPEAN TOUR 2011 SUMMARY

Year	Events Played	Cuts Made	1st	Earnings	Money Rank
2011	1	1		159,047	

TOP TOURNAMENT SUMMARY

Tournament	'97	'99	'00	'01	'02	'03	'04	'05	'06	'07	'08	'09
The Masters			CUT	T10	T9	T15	CUT	CUT	T8	T37	T25	P1
US Open			T37	T7	T66	T35	16	T33	T26	1	CUT	T54
British Open	T51	T4	CUT	CUT	CUT	T22		CUT	7	34	CUT	T24
PGA Championship		T41	T19	T37	T48	T45	CUT		CUT	CUT	T20	T63
THE PLAYERS				T26	T36	CUT		CUT	CUT		CUT	T14
TOUR Championship												T13
WGC-Accenture			T33		T33	T17		T17	T17	T33	T5	T33
WGC-Cadillac		T25	T17	CNL	T36		T16	T18	T26	T19	W/D	
WGC-Bridgestone					T19	T23	T4	T41	T4	T69	T36	T4
WGC-HSBC Champions												
The Barclays					T33				CUT	CUT	T19	CUT
Deutsche Bank Championship										T23	T15	T4
BMW Championship										T30	T22	T45

Tournament	'10	'11
The Masters	T18	7
US Open	T22	CUT
British Open	CUT	CUT
PGA Championship	CUT	CUT
THE PLAYERS	CUT	T41
TOUR Championship		
WGC-Accenture	T33	
WGC-Cadillac	T50	
WGC-Bridgestone	T33	
WGC-HSBC Champions		
The Barclays	T15	
Deutsche Bank Championship	T18	
BMW Championship	T63	

Mark Calcavecchia (cal-kuh-VEK-ee-UH)



EXEMPT STATUS: Past Champion

HEIGHT: 6-0

WEIGHT: 230

BIRTHDATE: June 12, 1960

BIRTHPLACE: Laurel, NE

RESIDENCE: Tequesta, FL

FAMILY: Wife, Brenda; Britney Jo (8/8/89), Eric Jordan (1/1/94)

SPECIAL INTERESTS: Bowling, music, guitar

EDUCATION: University of Florida

TURNED PRO: 1981

Q-SCHOOL: Spring 1981, 1983

JOINED TOUR: 1982

PGA TOUR VICTORIES (13):

1986 Southwest Golf Classic. 1987 Honda Classic. 1988 Bank of Boston Classic. 1989 Phoenix Open. 1989 Nissan Los Angeles Open. 1989 British Open Championship. 1992 Phoenix Open. 1995 BellSouth Classic. 1997 Greater Vancouver Open. 1998 Honda Classic. 2001 Phoenix Open. 2005 Bell Canadian Open. 2007 PODS Championship

BEST 2011 PGA TOUR FINSHES:

T33–Bob Hope Classic.

INTERNATIONAL VICTORIES:

(5): 1988 Australian Open [Aust]. 1993 Argentine Open. 1995 Argentine Open. 1997 Subaru Sarazen World Open. 2004 Maekyung Open [Kor].

NATIONAL TEAMS:

The Presidents Cup (1), 1998; Ryder Cup (4), 1987, 1989, 1991, 2002; Kirin Cup (1), 1987; Asahi Glass Four Tours World Championship of Golf (2), 1989, 1990; Dunhill Cup (2), 1989, 1990.

OTHER VICTORIES:

(4): 1989 Dunhill Cup [with Tom Kite and Curtis Strange]. 1995 Franklin Templeton Shootout [with Steve Elkington]. 2001 CVS Charity Classic [with Nick Price], Hyundai Team Matches [with Fred Couples].

2011 PGA TOUR HIGHLIGHTS:

Full-time Champions Tour player made six starts on the PGA TOUR, with a season-best T33 at the Bob Hope Classic after five straight rounds in the 60s in the 90-hole event...Broke through for his first career Champions Tour victory, at the Boeing Classic near Seattle. Birdied the last three holes of regulation and the first playoff hole to edge Russ Cochran for the win in his 31st career Tour start. Appeared to have won the event in regulation until Cochran

made a 12-foot eagle putt at No. 18 to match his final round of 7-under 65 and send the event into overtime. On the first extra hole, he two-putted from 25 feet for birdie on the par-5 18th as Cochran made bogey after landing in the greenside bunker in two. Win at TPC Snoqualmie ended a TOUR victory drought of 4 years, 5 months, 17 days and was his third TOUR title in the Pacific Northwest (1997 Greater Vancouver Open and 2005 Bell Canadian Open). Also became the first player in Boeing Classic history to make that event his first Champions Tour title...Named the Champions Tour Player of the Month for August...Was T6 in his next start, at the Songdo IBD Championship in South Korea. Shared the first-round lead following a 6-under-par 66...Finished second at the AT&T Championship in October after three successive rounds in the 60s at TPC San Antonio...Had several opportunities to win earlier in the season. Was the 18-, 36- and 54-hole co-leader at the Senior British Open and was tied for the lead with Russ Cochran early in the final round before he four-putted the 9th hole at Walton Heath and made double-bogey to fall out of contention. Eventually closed to within two strokes of Cochran late in the round and finished second, his best career performance on the Champions Tour to date...Continued his stellar play the following week where he posted four straight rounds in the 60s to claim a solo third-place finish at the U.S. Senior Open at Inverness. Was the only player in the field to post four straight rounds in the 60s...At the season's first major, was the 36- and 54-hole leader at the Regions Tradition at Shoal Creek but struggled with a 3-over-par Sunday, leaving him T5 in Alabama...Trailed Mark Brooks by two strokes after 36 holes of The Principal Charity Classic and was in contention down the stretch before bogey-bogey finish at Glen Oaks left him fifth in Iowa...Early in the year, in contention after 36 holes of The ACE Group Classic and played in the final grouping with Bernhard Langer and Fred Funk. Eventually finished fifth in Naples after shooting a final-round 68 at The Quarry...Was two strokes off of the 36-hole lead at the 3M Championship, but a final-round 71 at TPC Twin Cities left him T8...Opened with a 1-under-par 69 in the opening round of the British Open at Royal St. George's but followed with a 79 to miss the cut...At the Franklin Templeton Shootout in mid-December, he partnered with Nick Price and finished T2, three strokes behind the winning team of Keegan Bradley-Brendan

Steele.

PERSONAL:

In 2002, inducted into Phoenix Open Hall of Fame, becoming only the 15th person and sixth golfer put into the Hall, which was established in 1985. Other golfers include Arnold Palmer, Gene Littler, Byron Nelson, Ben Hogan and Ken Venturi...Father was bowling center proprietor in Nebraska. At age 13, Mark had a 185 average. Now has a 205 average and wife, Brenda, has a 150 average. The pair have two lanes in their home called The Lanes of Villa Nahar and they were heavily involved in a 2010 charity initiative dubbed Shake, Rattle and Bowl, a PGA TOUR Wives' fundraiser held in conjunction with The Honda Classic...Concentrated on golf when family moved from Nebraska to Florida. Played as many as 72 holes a day during the summer months...Owns three dogs, Miss Ellie (dalmatian-beagle mix), Brutus Buckeye (Jack Russell terrier) and Mollie (white boxer)...Drives to many events in a motorhome purchased late in the 2011 season...Once played a round of golf with Jack Nicklaus at age 14 at Lost Tree GC. Says he was so excited he didn't fall asleep the night before...His first hole-in-one came at age 18 at the University GC at the University of Florida. Says it was a 6-iron from 175 yards into the wind and sun and it flew in...Favorite golf course is Sandhills in Nebraska.

PLAYER STATISTICS:

Scoring Average	72.32	(N/A)
Driving Distance	286.5	(N/A)
Driving Accuracy Percentage	64.55%	(N/A)
Greens in Regulation Percentage	70.83%	(N/A)
Strokes Gained - Putting	-1.146	(N/A)

MISC STATISTICS:

CAREER PGA TOUR LOW ROUND/ROUND
60–2001 Phoenix Open/2

LARGEST PGA TOUR PAYCHECK
\$954,000–2007 PODS Championship/1

HIGHEST OWGR RANK
After 1998 BellSouth Classic/16

PGA TOUR CAREER SUMMARY

Year	Events Played	Cuts Made	1st	2nd	3rd	Top 10	Top 25	FedExCup Pts	FedExCup Rank	Earnings	Money Rank
2011	6	2						226	226	34,930	230
2010	16	8					1	200	200	119,980	202
2009	23	14				3	4	117	117	787,346	107
2008	25	12				2	5	126	126	784,810	133
2007	28	19	1	1		6	11	6	6	2,993,332	13
2006	27	22				1	5			705,315	120
2005	27	19	1	1		5	9			2,185,310	25
2004	24	17				2	6			717,876	112
2003	24	19		1		3	8			1,121,069	65
2002	25	16		1		5	8			1,162,509	53
2001	23	16	1	1	1	5	8			1,991,576	17
2000	28	21		2	2	9	14			1,702,317	23
1999	29	22			1	4	10			733,971	59
1998	27	22	1	1	1	7	13			1,368,554	12
1997	27	23	1	1		7	17			1,117,365	14
1996	29	24			2	6	12			628,851	29
1995	29	25	1	2		6	13			843,552	13
1994	27	18		1	2	6	13			533,201	30
1993	30	20		3		6	13			630,366	21
1992	27	22	1			4	6			377,234	39
1991	24	17			1	6	8			323,621	50
1990	27	22		5	1	9	14			834,281	7
1989	25	18	3	1	2	10	13			807,741	5
1988	33	28	1	4	1	12	18			751,912	6
1987	26	20	1	2	3	9	12			522,398	10
1986	17	9	1			5	8			155,012	58
1985	15	7					2			15,957	162
1984	25	14				1	1			29,660	140
1983	20	9				1	2			16,313	161
1982	25	14				1	5			25,064	135
1981	7	1								404	313
Total	745	520	13	27	17	141	259			24,021,825	23

CHAMPIONS TOUR CAREER SUMMARY

Year	Events Played	Cuts Made	1st	2nd	3rd	Top 10	Top 25	Earnings	Money Rank
2011	22	22	1	3	1	15	20	1,867,991	2
2010	14	14		1	1	6	11	875,711	18
Total	36	36	1	4	2	21	31	2,743,701	111

TOP TOURNAMENT SUMMARY

Tournament	'81	'82	'83	'84	'85	'86	'87	'88	'89	'90	'91	'92
The Masters							T17	2	T31	T20	T12	T31
US Open						14	T17	T62	T61	CUT	T37	T33
British Open							T11	CUT	1	CUT	CUT	T28
PGA Championship							CUT	T17		CUT	T32	T48
THE PLAYERS							T50	T64	CUT	2	CUT	73
TOUR Championship							T5	T3	T9	T14		
WGC-Accenture												
WGC-Cadillac												
WGC-Bridgestone												
WGC-HSBC Champions												
The Barclays			CUT	CUT	CUT	CUT	CUT		T62			
Deutsche Bank Championship												
BMW Championship	DNQ	T37	CUT	T29				T7	CUT	T16	T36	T48

Tournament	'93	'94	'95	'96	'97	'98	'99	'00	'01	'02	'03	'04
The Masters	T17	CUT	T41	T15	T17	T16	CUT		T4	CUT		
US Open	T25	CUT	CUT	CUT	CUT	CUT	CUT		T24	CUT	T20	T20
British Open	T14	T11	T24	T40	T10	T35	CUT	T26	T54	T80	CUT	T11
PGA Championship	T31	CUT	CUT	T36	T23	T44	T61	T34	T4	7	T39	DQ
THE PLAYERS	CUT	T23	T18	T29	T24	4	T10	CUT	CUT	T69	T11	T66
TOUR Championship	T7	T24	T27	T15	T4	29		T11	19			
WGC-Accenture							T33	T9		T9		
WGC-Cadillac								10	CNL	T33		
WGC-Bridgestone							T12		T36	74	T53	
WGC-HSBC Champions												
The Barclays					T27	T17	T72				CUT	
Deutsche Bank Championship												
BMW Championship	T59	T3	T25	77	T17	CUT						

Tournament	'05	'06	'07	'08	'09	'10	'11
The Masters		CUT	T20	CUT			
US Open		CUT		W/D			
British Open	T60	T41	T23	CUT	T27	73	CUT
PGA Championship	T70	W/D	CUT	T63			
THE PLAYERS	T12	72	CUT	CUT		CUT	
TOUR Championship	11		T2				
WGC-Accenture		T33		T33			
WGC-Cadillac	T25		T32	T30			
WGC-Bridgestone		T68	T14				
WGC-HSBC Champions							
The Barclays	69	T81	T4	CUT	CUT		
Deutsche Bank Championship			T72				
BMW Championship	T54	T58	65				

Chad Campbell



EXEMPT STATUS: 83rd on 2011 money list
HEIGHT: 6-1
WEIGHT: 205
BIRTHDATE: May 31, 1974
BIRTHPLACE: Andrews, TX
RESIDENCE: Colleyville, TX
FAMILY: Wife, Amy; Dax Phillip (9/6/08)

SPECIAL INTERESTS: Hunting, boating
EDUCATION: University of Nevada-Las Vegas (1996, Hotel Administration)
TURNED PRO: 1996
 Nationwide Tour Graduate (2001)
JOINED TOUR: 2001

PGA TOUR VICTORIES (4):

2003 THE TOUR Championship presented by Coca-Cola. 2004 Bay Hill Invitational Presented by MasterCard. 2006 Bob Hope Chrysler Classic. 2007 Viking Classic

BEST 2011 PGA TOUR FINSHES:

T5-British Open Championship.

NATIONAL TEAMS:

Ryder Cup (3), 2004, 2006, 2008.

2011 PGA TOUR HIGHLIGHTS:

Recorded one top-10 finish on the PGA TOUR, the fewest of his career since his first full season in

2002...Finished T5 at the British Open for his fourth top-10 finish in 34 major championship starts. With the exception of a third-round, 4-over 74, carded three under-par rounds at Royal St. George's (69-68-69).

PERSONAL:

Started playing golf with his father and brother in Andrews, TX...Older brother Mike is the golf coach at Abilene Christian...While playing golf at UNLV, worked at a coffee shop with other teammates to earn spending money...Avid Dallas Cowboys fan...Among several charitable initiatives, spent time at the 2009 HP Byron Nelson Championship with a group of students from the J. Erik Jonsson Community School, a school which meets the educational needs of low-income children and their families.

PLAYER STATISTICS:

Scoring Average	70.27	(31)
Driving Distance	291.1	(92)
Driving Accuracy Percentage	63.31%	(73)
Greens in Regulation Percentage	71.13%	(4)
Strokes Gained - Putting	-.495	(170)

MISC STATISTICS:

CAREER PGA TOUR LOW ROUND/ROUND

61-2 times, most recent 2004 Bank of America Colonial/3

LARGEST PGA TOUR PAYCHECK

\$1,080,000-2003 THE TOUR Championship presented by Coca-Cola/1

HIGHEST OWGR RANK

After 2004 FedEx St. Jude Classic/9

PGA TOUR CAREER SUMMARY

Year	Events Played	Cuts Made	1st	2nd	3rd	Top 10	Top 25	FedExCup Pts	FedExCup Rank	Earnings	Money Rank
2011	29	21				1	7	59	59	1,104,024	83
2010	28	21				2	6	89	89	971,154	96
2009	26	19		2		3	8	59	59	1,725,237	48
2008	28	20		1	2	7	14	29	29	2,404,770	24
2007	28	18	1			2	6	105	105	1,701,242	49
2006	25	20	1	1	1	5	10			2,811,067	14
2005	27	22		2	1	5	11			2,391,432	20
2004	28	23	1	1		4	9			2,264,985	24
2003	27	25	1	3		9	15			3,912,064	7
2002	34	21			1	2	7			825,474	81
2001	3	1		1		1	1			259,200	
2000	1										
1999	2	1								11,038	281
1998	1	1								4,332	321
Total	287	213	4	11	5	41	94			20,386,018	32

NATIONWIDE TOUR CAREER SUMMARY

Year	Events Played	Cuts Made	1st	2nd	3rd	Top 10	Top 25	Earnings	Money Rank
2001	23	21	3	1		8	13	394,552	1
2000	1								
1999	2	2						1,879	197
1998	1	1						1,451	222
1997	1								
1996	2	1					1	2,050	193
1993A	1								
Total	31	25	3	1		8	14	399,932	206

TOP TOURNAMENT SUMMARY

Tournament	'99	'00	'01	'02	'03	'04	'05	'06	'07	'08	'09	'10
The Masters					CUT	CUT	T17	T3	CUT		PT2	T45
US Open	CUT	CUT	CUT		T35	CUT	T42	CUT	57	T18	CUT	
British Open					T15	CUT	CUT	65	CUT		CUT	
PGA Championship				CUT	2	T24	T28	T24	T57	CUT	T43	T62
THE PLAYERS					T6	T42	CUT	T70	CUT	T10	CUT	CUT
TOUR Championship					1	W/D	T17	24		T22		
WGC-Accenture						T9	T9	T5	4			T33
WGC-Cadillac					T59	T50	T15	T32	T35		T53	
WGC-Bridgestone					T53	T69	T33	T50	T77	T14	T11	T46
WGC-HSBC Champions												
The Barclays				CUT		CUT		CUT	CUT	T65	T46	T60
Deutsche Bank Championship									T60	T7	CUT	DQ
BMW Championship				T61	T8	T51	T40	CUT		W/D	T23	

Tournament	'11
The Masters	
US Open	CUT
British Open	T5
PGA Championship	
THE PLAYERS	T26
TOUR Championship	
WGC-Accenture	
WGC-Cadillac	
WGC-Bridgestone	
WGC-HSBC Champions	
The Barclays	T52
Deutsche Bank Championship	T21
BMW Championship	T37

Miguel Angel Carballo (car-BY-oh)



EXEMPT STATUS: 10th on 2011 Nationwide Tour money list
HEIGHT: 5-10
WEIGHT: 176
BIRTHDATE: March 22, 1979
BIRTHPLACE: Bahia Blanca, Argentina
RESIDENCE: Bahia Blanca, Argentina

FAMILY: Single
SPECIAL INTERESTS: Fishing, movies, watching TV
TURNED PRO: 2002
 Nationwide Tour Graduate (2011)
JOINED TOUR: 2012

INTERNATIONAL VICTORIES:

(2): 2006 Guatemala Open. 2007 Panama Open.

2011 PGA TOUR HIGHLIGHTS:

In his fifth full season on the Nationwide Tour, earned his PGA TOUR card for the first time with a No. 10 finish on the official money list...Earned his first top-10 of the season, with a T8 at the Midwest Classic in Kansas City...Birdied the final two holes Sunday for a final-round 65 and a 14-under total to get into a three-man playoff at the Soboba Golf Classic with Andres Gonzales and Ted Potter, Jr. Eliminated on the first extra hole when he missed a 15-foot birdie putt. Finished the week T2 in Fairways Hit and No. 2 in Putting. Earned enough money to

vault from No. 60 to No. 23 on the money list with only five events left on the schedule...Followed that performance with a T7 finish at the WNB Golf Classic, where he was on the leaderboard throughout the weekend and was tied for the lead at one point on the back nine Sunday...Earned his second Nationwide Tour title in October (and first since rookie season in 2007), at the Children's Hospital Classic in Chattanooga, making three eagles (Nos. 6, 14, 15) in his final-round 64 to defeat Monday qualifier Brice Garnett by two. An 18th-hole birdie sealed the victory. He began the day four shots back of leader John Mallinger in fourth place and moved from 21st on the money list to fifth...At the Argentine Open in mid-December, he was one of two players to shoot a tournament-low 65 on the final day, good enough for him to move into a T4 at his national open.

PERSONAL:

Got his start in golf as a caddie at age 11. Lists Tiger Woods as his hero...Is one of eight siblings...Cites winning a playoff in his first professional tournament as his biggest thrill in golf...Called on his girlfriend as his caddie that week because money wasn't available to pay for another. Received his first set of clubs at age 13.

MISC STATISTICS:

HIGHEST OWGR RANK

After 2007 Arnold Palmer Invitational presented by MasterCard/304

PGA TOUR CAREER SUMMARY

Year	Events Played	Cuts Made	1st	2nd	3rd	Top 10	Top 25	FedExCup Pts	FedExCup Rank	Earnings	Money Rank
Total											

NATIONWIDE TOUR CAREER SUMMARY

Year	Events Played	Cuts Made	1st	2nd	3rd	Top 10	Top 25	Earnings	Money Rank
2011	25	18	1	1		4	9	258,833	10
2010	26	12				1	5	66,291	86
2009	23	9					5	47,600	108
2008	27	14					5	62,049	95
2007	25	17	1		1	3	5	177,711	31
Total	126	70	2	1	1	8	29	612,485	105

Paul Casey



EXEMPT STATUS: 136th on 2011 money list
HEIGHT: 5-10
WEIGHT: 180
BIRTHDATE: July 21, 1977
BIRTHPLACE: Cheltenham, England
RESIDENCE: Scottsdale, AZ; Weybridge, England

FAMILY: Single
SPECIAL INTERESTS: Food, music, cars
EDUCATION: Arizona State University
TURNED PRO: 2000
JOINED TOUR: 2004

PGA TOUR VICTORIES (1):

2009 Shell Houston Open

BEST 2011 PGA TOUR FINSHES:

T7-Frys.com Open.

INTERNATIONAL VICTORIES:

(12): 2001 Gleneagles Scottish PGA. 2003 ANZ Championship [Eur], Benson and Hedges International Open [Eur]. 2005 TCL Classic [Eur]. 2006 Johnnie Walker Championship at Gleneagles [Eur], Volvo China Open [Eur], HSBC World Match Play [Eur]. 2007 Abu Dhabi Golf Championship [Eur]. 2009 Abu Dhabi Championship [Eur], BMW PGA Championship [Eur]. 2011 Volvo Golf Champions [Eur], Shinhan Donghae Open [Kor].

NATIONAL TEAMS:

Ryder Cup (3), 2004, 2006, 2008; World Cup (4), 2001, 2002, 2003, 2004; Seve Trophy (4), 2002, 2003, 2005, 2007; Walker Cup (1), 1999.

OTHER VICTORIES:

(1): 2004 World Golf Championships-World Cup [with Luke Donald].

2011 PGA TOUR HIGHLIGHTS:

Failed to finish inside the top 125 on the official money list for the first time in four years while struggling with turf toe for a good part of the campaign...Won on the European Tour for the first time since 2009 when he took a one-stroke victory over Peter Hanson at the Volvo Golf Champions in at The Royal GC in Bahrain. He entered the final round tied, with the duo staying next to each other all afternoon before he grabbed the title when he parred the 72nd hole and Hanson bogeyed...PGA TOUR season started with promise with three of his five top-25 finishes on the season coming in his first three starts (T12 at the Northern Trust Open, T17 at the World Golf Championships-Accenture Match Play Championship and T18 at the World Golf Championships-Cadillac Championship)...Fired a 7-under 64 at the Transitions Championship, his lowest PGA TOUR round since a 64 in the first round of the 2010 Honda Classic, to hold the first-round lead. He eventually finished T37...Finished fifth at the Telus World Skins Game in Banff, Alberta, Canada. Earned one skin and \$20,000. Field also included Jhonatan Vegas, Lucas Glover, Stephen Ames and Anthony Kim...A week after his win at the Shinhan Donghae Open on the Korean Tour, competed for the first time at the PGA TOUR's Frys.com Open, where he equaled the course record with a second-round, 7-under 64 to take the midway lead. Finished T7 with seven others to claim his first top-10 finish on TOUR since the 2010 TOUR Championship by Coca-Cola...Turned in four solid rounds at the World Golf Championships-HSBC Champions in Shang-

hai, China, including a final-round 67 at Sheshan International GC to T4.

PERSONAL:

Coached by CBS golf analyst Peter Kostis...Began his own foundation in 2007 for junior golfers at Foxhills GC near London, the course he grew up playing. Tried for a tennis scholarship at Foxhills at age 10, was unsuccessful and then returned the next year to earn a golf scholarship. Foundation offers scholarships to needy junior golfers...Caddie is Christian Donald, brother to PGA TOUR player Luke...Web site is paul-casey.com.

PLAYER STATISTICS:

Scoring Average	70.58	(N/A)
Driving Distance	297.4	(N/A)
Driving Accuracy Percentage	53.59%	(N/A)
Greens in Regulation Percentage	67.39%	(N/A)
Strokes Gained - Putting	.360	(N/A)

MISC STATISTICS:

CAREER PGA TOUR LOW ROUND/ROUND

64-5 times, most recent 2011 Transitions Championship/1

LARGEST PGA TOUR PAYCHECK

\$1,026,000-2009 Shell Houston Open/1

HIGHEST OWGR RANK

After 2009 The Barclays/3

PGA TOUR CAREER SUMMARY

Year	Events Played	Cuts Made	1st	2nd	3rd	Top 10	Top 25	FedExCup Pts	FedExCup Rank	Earnings	Money Rank
2011	15	11				1	4	144	144	590,386	136
2010	17	14		2	1	7	13	6	6	3,613,194	8
2009	12	10	1	1		3	6	52	52	2,582,181	22
2008	16	12				4	7	74	74	1,156,414	95
2007	10	9				4	5			553,270	
2006	8	7				1	3			209,401	
2005	10	4					2			195,193	197
2004	11	7				2	6			517,939	
2003	7	5				2	3			136,700	
2002	9	4					1			55,921	
2001	3	1								8,580	
Total	118	84	1	3	1	24	50			9,619,180	122

NATIONWIDE TOUR CAREER SUMMARY

Year	Events Played	Cuts Made	1st	2nd	3rd	Top 10	Top 25	Earnings	Money Rank
2001	1								
Total	1								


EUROPEAN TOUR 2011 SUMMARY

Year	Events Played	Cuts Made	1st	Earnings	Money Rank
2011	7	5	1	575,345	

TOP TOURNAMENT SUMMARY

Tournament	'02	'03	'04	'05	'06	'07	'08	'09	'10	'11
The Masters			T6	CUT		T10	T11	T20	CUT	T38
US Open		CUT	CUT	W/D	15	T10	T65	CUT	T40	CUT
British Open	CUT	CUT	T20	CUT	71	T27	T7	T47	T3	T54
PGA Championship	CUT	66	CUT	T59	CUT	T40	T15		T12	T72
THE PLAYERS			T10	CUT		CUT	CUT	T14	CUT	CUT
TOUR Championship									T4	
WGC-Accenture		T33	T33	T33	T33	T5	T9	2	2	T17
WGC-Cadillac		T8	T21		T56	T9	T51	T31	T6	T18
WGC-Bridgestone		T17	T16	T19	T4	T51	T8	W/D	T22	T45
WGC-HSBC Champions								W/D	T6	T4
The Barclays							T7		T12	
Deutsche Bank Championship							CUT		T25	
BMW Championship								DNS	2	

Roberto Castro



EXEMPT STATUS: 23rd on 2011 Nationwide Tour money list

HEIGHT: 6-0

WEIGHT: 170

BIRTHDATE: June 23, 1985

BIRTHPLACE: Houston, TX

RESIDENCE: Atlanta, GA

FAMILY: Single

SPECIAL INTERESTS: Music, concerts, reading, writing, fashion

EDUCATION: Georgia Tech (2007, Industrial Engineering)

TURNED PRO: 2007

JOINED TOUR: 2012

NATIONAL TEAMS:

Palmer Cup (2), 2005, 2006.

2011 PGA TOUR HIGHLIGHTS:

Did not make any PGA TOUR starts but did finish T13 at the PGA TOUR Qualifying Tournament...Made 25 Nationwide Tour starts, where he claimed four top-10 finishes and finished No. 23 on the official money list...Earned his first top-10 of the year, with a T4 at the BMW Charity Pro-Am, where he closed with a 6-under 65 on the final day at Thornblade Club. Opened his round with an eagle-2 on the first hole and followed up with consecutive birdies, eventually turning the front side in 5-under 30...Missed the next three cuts before notching another T4 finish, at the Mexico Open. Entered Sunday

...tied for 21st but opened the final round, front-nine 6-under 30 then added three more birdies on Nos. 10-12 to climb to 9-under par through 12 holes before settling for a 7-under 65...Was T8 in his next start, the Chiquita Classic, where he posted an 8-under 64 in the third round...Added another T8 a month later at the Midwest Classic in Kansas City.

PERSONAL:

Lists Randy Brooks, Danny Elkins and Jeff Paton as instructors...Has won five times on the eGolf Professional Tour and played on the Hooters Tour...Favorite course he's played is Pebble Beach and would like to play Merion...Favorite college team is Georgia Tech and pro team is the Atlanta Falcons...Favorite TV show is "Treme" and "There Will be Blood" is his fa-

vorite movie. Favorite food is chocolate. Favorite athletes to watch are Tiger Woods and Roger Federer. Favorite cities to visit are New York, Prague and San Francisco...Would round out his dream foursome with Bobby Jones, Woods and John Lennon...Not many people know that he contributes to the Web site allthingsthataregood.com...Bucket list includes living in New York City...Is the nephew of former LPGA player Jenny Lidback.

MISC STATISTICS:

CAREER PGA TOUR LOW ROUND/ROUND
73-2008 AT&T Classic/2

HIGHEST OWGR RANK
After 2011 TOUR Championship by Coca-Cola/343

PGA TOUR CAREER SUMMARY

Year	Events Played	Cuts Made	1st	2nd	3rd	Top 10	Top 25	FedExCup Pts	FedExCup Rank	Earnings	Money Rank
2008	1										
Total	1										

NATIONWIDE TOUR CAREER SUMMARY

Year	Events Played	Cuts Made	1st	2nd	3rd	Top 10	Top 25	Earnings	Money Rank
2011	25	16				4	13	186,563	23
2010	12	8		1		1	6	106,756	62
2009	5	2				1	2	27,900	142
Total	42	26		1		6	21	321,218	260

William "Bud" Cauley



EXEMPT STATUS: Top 125 on 2011 PGA TOUR non-member money list
HEIGHT: 5-7
WEIGHT: 150
BIRTHDATE: March 16, 1990
BIRTHPLACE: Daytona Beach, FL
RESIDENCE: Jacksonville, FL

FAMILY: Single

SPECIAL INTERESTS: Ping-pong, watching movies, Alabama football, spending time with family and friends

EDUCATION: University of Alabama

TURNED PRO: 2011

JOINED TOUR: 2012

PGA TOUR BEST FINISHES:

3–2011 Frys.com Open

BEST 2011 PGA TOUR FINSHES:

3–Frys.com Open.

NATIONAL TEAMS:

Walker Cup (1), 2009. Palmer Cup (1), 2009.

2011 PGA TOUR HIGHLIGHTS:

Turned professional prior to the U.S. Open (T63) in June after a stellar amateur and college career at the University of Alabama. Earned PGA TOUR card for the 2012 season off from the PGA TOUR non-member money list in just eight starts. Joined a short list of players who earned their PGA TOUR card straight from college without having to go to the Qualifying School: Gary Hallberg, Scott Verplank, Phil Mickelson, Justin Leonard, Tiger Woods and Ryan Moore...Picked up his first career top 10 in his fourth career start on TOUR with a T4 at the Viking Classic. Recorded all four rounds in the 60s at Annandale GC (68-67-66-67)...Continued to impress when he moved to the Nationwide Tour, Playing as a sponsor's exemption, he shot four rounds

in the 60s at the Utah Championship outside Salt Lake City to finish T4. It was his first made cut in a Nationwide Tour event and earned him a spot in the following week's Cox Classic...Best finish as a professional came at the Frys.com Open in the Fall Series. Playing on a sponsor's exemption, carded four rounds in the 60s to earn solo third-place honors to earn \$340,000 to clinch his TOUR card for 2012. By virtue of the top-10 finish, his second of the season, he earned a spot in the field at the McGladrey Classic the following week, where he finished T15 on the strength of a final-round 66...Playing on a sponsor's exemption, carded rounds of 72-68-67 to sit in a tie for fifth after the third round of the Winn-Dixie Jacksonville Open. A final-round 77 left him T26.

PERSONAL:

His father introduced him to the game, at age 5...Was home schooled...Three time All-American at Alabama...Biggest thrill in golf was winning the 2009 Walker Cup...Never travels without his iPod...Favorite Web site is espn.com...Favorite pro team is the Los Angeles Lakers...Watches "Pardon the Interruption" and "Entourage." Favorite movies are "Goodwill Hunting" and "Wedding Crashers." Favorite music group is the Red Hot Chili Peppers. Favorite book is Seven Days in Utopia. Favorite food is sushi and peanut butter and jelly sandwiches...Enjoys watching Peyton Manning, Kobe Bryant and Adrian Peterson...Twitter account is

@budcauley...Favorite apps are Twitter, Shazam and Yahoo Sports...Keeps sunflower seeds and power bars in his bag for snacks...Dream foursome would include Megan Fox, Carrie Underwood and Jack Nicklaus...Bucket list includes scuba diving on the Great Barrier Reef...Favorite quote is "Winners never quit, and quitters never win." Supports the Wounded Warrior Project. His father, Bill, and grandfather are both veterans of the U.S. Navy...His father retired in 2010 after 20 years of service. His mother is a reading coach at an elementary school. She educated her son at home so he could practice during the day.

PLAYER STATISTICS:

Scoring Average	69.44	(N/A)
Driving Distance	292.2	(N/A)
Driving Accuracy Percentage	62.86%	(N/A)
Greens in Regulation Percentage	72.78%	(N/A)
Strokes Gained - Putting	.483	(N/A)

MISC STATISTICS:

CAREER PGA TOUR LOW ROUND/ROUND
 65–2011 Travelers Championship/4

LARGEST PGA TOUR PAYCHECK
 \$340,000–2011 Frys.com Open/3

HIGHEST OWGR RANK
 After 2011 The McGladrey Classic/240

PGA TOUR CAREER SUMMARY

Year	Events Played	Cuts Made	1st	2nd	3rd	Top 10	Top 25	FedExCup Pts	FedExCup Rank	Earnings	Money Rank
2011	8	7			1	2	5			735,150	
2010A	1										
Total	9	7			1	2	5			735,150	

NATIONWIDE TOUR CAREER SUMMARY

Year	Events Played	Cuts Made	1st	2nd	3rd	Top 10	Top 25	Earnings	Money Rank
2011	2	2				1	1	28,660	127
2010A	1								
Total	3	2				1	1	28,660	875

TOP TOURNAMENT SUMMARY

<u>Tournament</u>	<u>'11</u>
The Masters	
US Open	T63
British Open	
PGA Championship	
THE PLAYERS	
TOUR Championship	
WGC-Accenture	
WGC-Cadillac	
WGC-Bridgestone	
WGC-HSBC Champions	
The Barclays	
Deutsche Bank Championship	
BMW Championship	

Alex Cejka (CHAY-kuh)



EXEMPT STATUS: Major Medical Extension
HEIGHT: 5-8
WEIGHT: 170
BIRTHDATE: December 2, 1970
BIRTHPLACE: Marienbad, Czech Republic (of German nationality)
RESIDENCE: Las Vegas, NV

FAMILY: Children, Alexander, Felix, Tyla
SPECIAL INTERESTS: Fishing, cars, motor boats, pool
TURNED PRO: 1989
Q-SCHOOL: 2002, 2005, 2006
JOINED TOUR: 2003

PGA TOUR BEST FINISHES:

T2–2003 B.C. Open. 2–2004 The INTERNATIONAL

BEST 2011 PGA TOUR FINSHES:

T13–Bob Hope Classic.

INTERNATIONAL VICTORIES:

(11): 1990 Czech Open. 1991 Audi Quattro Trophy [EurChall]. 1992 Czech Open. 1993 Audi Open [EurChall]. 1995 Turespana Open Andalucia [Eur], Hohe Brucke Open [Eur], Volvo Masters [Eur]. 1997 KB Golf Challenge [EurChall]. 1998 Lancia Golf Pokal. 2002 Trophee Lancome [Eur], Galeria Kaufhof Pokal Challenge [EurChall].

NATIONAL TEAMS:

World Cup (11), 1995, 1996, 1997, 2000, 2002, 2003, 2005, 2007, 2008, 2009, 2011; Dunhill Cup (4), 1994, 1995, 1997, 1998; Seve Trophy (3), 2000, 2002, 2003.

2011 PGA TOUR HIGHLIGHTS:

Will play with a Major Medical Extension in 2012. Will have five events to earn \$323,264 to extend his exemption...Missed a considerable portion of the season due to severe allergy issues. Finished outside of the top 125 in the FedExCup standings for the first time in his career and outside of the top 125 on the official money since the 2006 season. Also failed to record a top-10 finish for the first time since 2006, with a season-best T13 at the Bob Hope Classic...Playing in his 11th World Cup, representing Germany, he teamed with Martin Kaymer to T2 at Mission Hills GC in Hainan, China. The duo shot a third-round, 11-under 61 in four-ball and trailed Ireland by two strokes going into the final round. A 3-under 69 in foursomes left Germany two strokes behind the winning U.S. team.

PERSONAL:

Fled Communist Czechoslovakia (now Czech Republic) at age 9 as a refugee, traveling by foot, train, swimming and bike with his father to Yugoslavia, Italy

and Switzerland before settling in Frankfurt, Germany. Has fulfilled his life-long dream of playing on the PGA TOUR from the hardships he and his family suffered under Communism to freedom of opportunity in America.

PLAYER STATISTICS:

Scoring Average	71.18	(130)
Driving Distance	280.3	(167)
Driving Accuracy Percentage	66.42%	(37)
Greens in Regulation Percentage	66.10%	(74)
Strokes Gained - Putting	-.684	(180)

MISC STATISTICS:

CAREER PGA TOUR LOW ROUND/ROUND
63–2004 Booz Allen Classic/2

LARGEST PGA TOUR PAYCHECK
\$540,000–2004 The INTERNATIONAL/2

HIGHEST OWGR RANK
After 2003 Bell Canadian Open/33

PGA TOUR CAREER SUMMARY

Year	Events Played	Cuts Made	1st	2nd	3rd	Top 10	Top 25	FedExCup Pts	FedExCup Rank	Earnings	Money Rank
2011	21	11					2	134	134	344,902	163
2010	28	13			1	4	6	103	103	904,253	108
2009	25	16				3	9	116	116	953,664	95
2008	25	13				4	5	120	120	893,998	117
2007	25	17				4	6	122	122	868,303	120
2006	30	16			1	2	3			525,484	145
2005	31	15					5			510,082	140
2004	24	16		1		3	7			1,313,483	54
2003	30	20		1		4	7			1,182,883	60
2002	1										
2001	1	1					1			57,310	
2000	1										
1999	2	2								6,800	304
1997	1										
1996	10	5				1	2			134,961	143
Total	255	145		2	2	25	53			7,696,123	155

NATIONWIDE TOUR CAREER SUMMARY

Year	Events Played	Cuts Made	1st	2nd	3rd	Top 10	Top 25	Earnings	Money Rank
2011	1								
2007	1								
2002	5	3				1	2	33,967	104
Total	7	3				1	2	33,967	832

EUROPEAN TOUR 2011 SUMMARY

Year	Events Played	Cuts Made	1st	Earnings	Money Rank
2011	2	1		17,782	

ASIAN TOUR 2011 SUMMARY

Year	Events Played	Cuts Made	1st	Earnings	Money Rank
2011	2	1		25,100	

TOP TOURNAMENT SUMMARY

Tournament	'96	'97	'99	'00	'01	'02	'03	'04	'05	'06	'07	'08
The Masters	44							26				
US Open	T50						T61	T60				
British Open	T11	CUT		CUT	T13	CUT			CUT			CUT
PGA Championship	T52		T65				4	CUT	CUT			
THE PLAYERS								T33	T12			CUT
TOUR Championship												
WGC-Accenture							T9	T17	T33			
WGC-Cadillac			T55				T12	T28				
WGC-Bridgestone							T42	T9				
WGC-HSBC Champions												
The Barclays							T22	T69	T51	CUT	CUT	
Deutsche Bank Championship										CUT		
BMW Championship	CUT								T21	CUT		

Tournament	'09	'10	'11
The Masters			T35
US Open		T8	CUT
British Open			
PGA Championship			
THE PLAYERS	T9	T58	CUT
TOUR Championship			
WGC-Accenture			
WGC-Cadillac			
WGC-Bridgestone			
WGC-HSBC Champions			
The Barclays	T73	CUT	
Deutsche Bank Championship			
BMW Championship			

Greg Chalmers (CHALM-ers)



EXEMPT STATUS: 105th on 2011 money list

HEIGHT: 6-0

WEIGHT: 200

BIRTHDATE: October 11, 1973

BIRTHPLACE: Sydney, Australia

RESIDENCE: Colleyville, TX

FAMILY: Wife, Nicole; Max Gregory (6/3/03), Lachlan Robert (6/1/06)

SPECIAL INTERESTS: Fitness, car racing

TURNED PRO: 1995

Q-SCHOOL: 1998

Nationwide Tour Graduate (2005, 2008)

JOINED TOUR: 1999

PGA TOUR BEST FINISHES:

T2–2000 Kemper Insurance Open. T2–2009 Buick Open

BEST 2011 PGA TOUR FINSHES:

T8–Shell Houston Open. T8–Zurich Classic of New Orleans.

INTERNATIONAL VICTORIES:

(4): 1997 ANZ Players Championship [Aus]. 1998 Holden Australian Open [Aus]. 2011 Emirates Australian Open [Aus], Australian PGA Championship [Aus].

2011 PGA TOUR HIGHLIGHTS:

Finished inside the top 100 (No. 81) in the FedExCup standings for the third consecutive season. Added a second Australian Open title to his resume late in the year, his first title of any kind since

the 2008 Henrico County Open on the Nationwide Tour...Holed his second shot at the par-4 third hole with a wedge for an eagle-2 in the final round of the Shell Houston Open en route to T8 honors, his best finish since a T4 at the 2010 RBC Canadian Open...Following a fifth-place finish in 2010, claimed T8 at the Zurich Classic of New Orleans in his 10th start in the event. It was the 18th top-10 finish of his career since his first in 2005...Recorded an ace on the 16th hole during the second round of the Deutsche Bank Championship with a 9-iron from 146 yards, his third-career hole-in-one on TOUR (2004 John Deere Classic and 2009 Puerto Rico Open)...Began the final round of the Australian Open two strokes behind fellow Aussie John Senden. Shot a 3-under 69 Sunday at The Lakes GC in Sydney to take the clubhouse lead and then watched as Senden's long birdie putt that would have forced a playoff on the 72nd hole just missed...Won for the second time in three weeks when he captured the Australian PGA Championship. He joined Robert Allenby and Marcus Fraser in a playoff that ended quickly when he made par on the first playoff hole after Fraser and Allenby both had errant tee shots.

PERSONAL:

Nicknamed "Snake" by Australasian Tour peers...Has driven his BMW M3 for a few test laps at Texas Motor Speedway.

PLAYER STATISTICS:

Scoring Average	70.60	(61)
Driving Distance	279.6	(172)
Driving Accuracy Percentage	62.42%	(86)
Greens in Regulation Percentage	61.24%	(179)
Strokes Gained - Putting	.673	(5)

MISC STATISTICS:

CAREER PGA TOUR LOW ROUND/ROUND

63–2002 Buick Invitational/4

LARGEST PGA TOUR PAYCHECK

\$380,800–2009 Buick Open/T2

HIGHEST OWGR RANK

After 2011 Through Week Ending: 01/02/2012/60

PGA TOUR CAREER SUMMARY

Year	Events Played	Cuts Made	1st	2nd	3rd	Top 10	Top 25	FedExCup Pts	FedExCup Rank	Earnings	Money Rank
2011	28	17				2	6	81	81	832,191	105
2010	27	19				2	6	56	56	989,415	91
2009	26	15		1		2	8	87	87	1,058,286	89
2006	28	8								151,265	203
2004	22	13				2	3			402,380	156
2003	32	17				1	3			403,254	142
2002	31	15				2	7			640,898	106
2001	27	21				1	7			692,170	75
2000	28	19		1		5	10			1,063,456	41
1999	34	20				1	7			362,635	114
1998	2	1								10,305	273
Total	285	165		2		18	57			6,606,254	176

NATIONWIDE TOUR CAREER SUMMARY

Year	Events Played	Cuts Made	1st	2nd	3rd	Top 10	Top 25	Earnings	Money Rank
2008	24	19	1			10	16	321,930	8
2007	27	16			1	3	9	143,090	44
2006	1								
2005	26	14	1			5	8	233,063	14
2004	4								
Total	82	49	2		1	18	33	698,083	86

AUSTRALIAN TOUR 2011 SUMMARY

Year	Events Played	Cuts Made	1st	Earnings	Money Rank
2011	3	3	2	494,561	

TOP TOURNAMENT SUMMARY

Tournament	'98	'99	'00	'01	'02	'03	'04	'06	'09	'10	'11
The Masters				CUT							
US Open					CUT						CUT
British Open	T57										
PGA Championship	CUT		T4	T44							
THE PLAYERS			T9	T58	CUT	CUT				T34	T41
TOUR Championship											
WGC-Accenture				T33							
WGC-Cadillac											
WGC-Bridgestone											
WGC-HSBC Champions									T45		
The Barclays		T22	CUT		T73	CUT			CUT	T31	T43
Deutsche Bank Championship						CUT	CUT	CUT	T36	T41	T42
BMW Championship		T17	CUT	T42	T38	CUT	CUT	CUT		T24	

Kevin Chappell (CHAP-pull)



EXEMPT STATUS: 66th on 2011 money list
HEIGHT: 6-0
WEIGHT: 180
BIRTHDATE: July 8, 1986
BIRTHPLACE: Fresno, CA
RESIDENCE: Fresno, CA

FAMILY: Single
SPECIAL INTERESTS: Boating, fishing
EDUCATION: UCLA
TURNED PRO: 2008
 Nationwide Tour Graduate (2010)
JOINED TOUR: 2011

PGA TOUR BEST FINISHES:

T2–2011 Valero Texas Open

BEST 2011 PGA TOUR FINSHES:

T2–Valero Texas Open.

2011 PGA TOUR HIGHLIGHTS:

Made 26 PGA TOUR starts, with three top-10 finishes, including a second and two third-place finishes...In his 16th start of the season on TOUR, he claimed his first top-10 finish of the year, with T2 honors at the Valero Texas Open...In his first career start in a major, finished T3 at the U.S. Open at Congressional CC. Closed with three rounds in the 60s (67-69-66) after opening with a first-round 76...In his first start at the Children's Miracle Network Hospitals

Classic, posted second- and third-round, 6-under 66s en route to T3 honors, his second of the season. His back-to-back 66s were a combined, career-low 36-hole stretch. His 66s matched his career-low, first posted in the final round of the 2011 U.S. Open.

college fundraiser at UCLA, making the ace on his first swing of the day.

PERSONAL:

Father got him started playing golf at age 5 when he tagged along with his dad and older brother. Didn't take golf seriously until eighth grade when family moved near a golf course...Attended Buchanan High School in Clovis, CA...His high school buddy Jason Donald plays shortstop for the Cleveland Indians after being involved in trade from Philadelphia for Cliff Lee in the summer of 2008...Has been volunteer for Special Olympics since he was 10. Godmother is a special education teacher at Hoover High School in Fresno...Had a hole-in-one during a

PLAYER STATISTICS:

Scoring Average	71.22	(134)
Driving Distance	295.8	(55)
Driving Accuracy Percentage	59.00%	(129)
Greens in Regulation Percentage	64.89%	(114)
Strokes Gained - Putting	-.566	(177)

MISC STATISTICS:

CAREER PGA TOUR LOW ROUND/ROUND
 66–3 times, most recent 2011 U.S. Open/4

LARGEST PGA TOUR PAYCHECK
 \$545,600–2011 Valero Texas Open/T2

HIGHEST OWGR RANK
 After 2011 CVS Caremark Charity Classic/132

PGA TOUR CAREER SUMMARY

Year	Events Played	Cuts Made	1st	2nd	3rd	Top 10	Top 25	FedExCup Pts	FedExCup Rank	Earnings	Money Rank
2011	26	13		1	2	3	3	84	84	1,339,640	66
2010	2	1					1			44,000	
2009	3	1				1	1			197,488	
2008	2										
Total	33	15		1	2	4	5			1,581,127	368

NATIONWIDE TOUR CAREER SUMMARY

Year	Events Played	Cuts Made	1st	2nd	3rd	Top 10	Top 25	Earnings	Money Rank
2011	1	1						1,575	292
2010	24	14	1	1	1	7	10	326,507	9
2009	9	6				2	4	71,099	80
2008	1	1						3,525	238
Total	35	22	1	1	1	9	14	402,705	204

TOP TOURNAMENT SUMMARY

Tournament	'11
The Masters	
US Open	T3
British Open	
PGA Championship	
THE PLAYERS	T69
TOUR Championship	
WGC-Accenture	
WGC-Cadillac	
WGC-Bridgestone	
WGC-HSBC Champions	
The Barclays	T32
Deutsche Bank Championship	CUT
BMW Championship	

K.J. Choi (CHOY)



EXEMPT STATUS: 2011 PLAYERS Championship winner (through 2016)

HEIGHT: 5-8

WEIGHT: 185

BIRTHDATE: May 19, 1970

BIRTHPLACE: Wando, South Korea

RESIDENCE: The Woodlands, TX

FAMILY: Wife, Hyunjung Kim; Hohjun "David" (5/9/97), Amanda (3/4/02), Daniel (12/26/03)

SPECIAL INTERESTS: Movies

TURNED PRO: 1994

Q-SCHOOL: 1999, 2000

JOINED TOUR: 2000

PGA TOUR VICTORIES (8):

2002 Compaq Classic of New Orleans. 2002 Tampa Bay Classic presented by Buick. 2005 Chrysler Classic of Greensboro. 2006 Chrysler Championship. 2007 the Memorial Tournament presented by Morgan Stanley. 2007 AT&T National. 2008 Sony Open in Hawaii. 2011 THE PLAYERS Championship

BEST 2011 PGA TOUR FINSHES:

P1—THE PLAYERS Championship.

INTERNATIONAL VICTORIES:

(9): 1996 Korean Open. 1999 Ube Kosan Open [Jpn], Kirin Open [Jpn], Kolon Korean Open. 2003 Linde German Masters [Eur], S.K. Telecom Open [Asia]. 2005 S.K. Telecom Open [Asia]. 2009 Iskandar Johor Open [Asia]. 2011 CJ Invitational [Asia].

NATIONAL TEAMS:

The Presidents Cup (3), 2003, 2007, 2011; World Cup (4), 1997, 2002, 2003, 2005.

2011 PGA TOUR HIGHLIGHTS:

Collected his eighth career PGA TOUR victory with a playoff triumph over David Toms at THE PLAYERS. Converted a 10-foot, 4-inch birdie putt on No. 17 and a 4-foot, 10-inch par putt on No. 18 to force the playoff, the first of his PGA TOUR career. Became the first Korean and first Asian-born player to win THE PLAYERS. His win at TPC Sawgrass was his first victory since the 2008 Sony Open in Hawaii, a span of 74 events on TOUR. Collected the win despite a bogey on the par-5 11th, a hole he

eagled in the second round, a hole that played as the third-easiest for the week...Posted a T7 at the Northern Trust Open for his first top-10 of the season...Finished T6 at the Arnold Palmer Invitational on the strength of a tournament-best 8-under-par 64 in the second round...Making his 40th start in a major championship, carded a final-round even-par 72 to finish T8, the third top-10 finish of his career in nine starts at the Masters (third in 2004, T4 in 2010 and T8 in 2011). Now has nine consecutive par-or-better rounds at Augusta National, the best streak of his career at the Masters...Claimed T3 honors in May at the Zurich Classic of New Orleans, site of his maiden victory in 2002. Charged up the leaderboard Sunday with six birdies to claim the top-five finish...Announced May 23, following his PLAYERS Championship win that he would host the K.J. Choi Invitational in October at Sky72 GC in Incheon, South Korea. The event was a co-sponsored event between the Asian Tour and the Korean Tour. Not only played the good host at the event at Haesley Nine Bridges GC but also won. Began the final round two strokes behind Anthony Kim, but a final-round 67 gave him a two-stroke win over fellow countryman Noh Seung-Yul...Making his 300th career PGA TOUR start, the 2007 AT&T National champion finished two strokes behind Nick Watney at the AT&T National for the fourth runner-up finish of his career. Jumped to No. 2 in the FedExCup standings as a result. Carded an Aronimink GC record (later topped by Watney in the third round) with a second-round, 6-under 64 to carry a two-stroke lead into the weekend. By finishing second, it marked the seventh time in eight attempts he has finished no worse than second when holding the lead at the midway point of a TOUR event (T16 at 2008 British Open)...Finished T10 at the BMW Championship, his third straight top-10 finish at the event...Making his eighth start at the TOUR Championship by Coca-Cola, finished T3 for his third-consecutive top 10 at the event. It represented a career-best eighth top-10 finish of the season. Finished No. 11 in the FedExCup, giving him four top-15 finishes in the five sea-

sons of the season-long competition. Also finished a career-best fourth on the official money list...In his third Presidents Cup appearance, recorded a 3-2-0 record in a losing cause for the International team.

PERSONAL:

Interest in golf grew after one of his high school teachers recommended he try the sport. Began studying Jack Nicklaus lesson books and videos and spent long hours hitting practice balls on his island home's only practice range. Later studied under Phil Ritson...Currently coached by Steve Bann. First Korean to earn PGA TOUR card...Grew up the son of a farmer/fisherman and as a teenage powerlifter earned the nickname "Tank" because he could squat 350 pounds although he weighed a mere 95. He didn't have the upper-body strength to pursue that sport, so he turned to golf at age 16...After his 2005 victory, donated \$90,000 to the Korean Presbyterian Church in Greensboro, NC, that he has attended each year he played the tournament.

PLAYER STATISTICS:

Scoring Average	69.99	(19)
Driving Distance	285.6	(134)
Driving Accuracy Percentage	61.99%	(91)
Greens in Regulation Percentage	65.93%	(81)
Strokes Gained - Putting	.152	(73)

MISC STATISTICS:

CAREER PGA TOUR LOW ROUND/ROUND

62—2 times, most recent 2003 Mercedes Championships/3

LARGEST PGA TOUR PAYCHECK

\$1,710,000—2011 THE PLAYERS Championship/1

HIGHEST OWGR RANK

After 2008 PODS Championship/5

PGA TOUR CAREER SUMMARY

Year	Events Played	Cuts Made	1st	2nd	3rd	Top 10	Top 25	FedExCup Pts	FedExCup Rank	Earnings	Money Rank
2011	22	18	1	1	2	8	10	11	11	4,434,691	4
2010	22	19		1	1	4	9	15	15	2,199,962	33
2009	22	13			1	1	6	101	101	968,506	93
2008	21	16	1			5	12	10	10	2,683,442	16
2007	25	21	2	1		7	17	7	7	4,587,859	5
2006	26	22	1			4	10			2,376,548	27
2005	24	18	1			3	7			1,765,374	40
2004	24	19			1	7	10			2,077,775	26
2003	32	25		1		6	13			1,999,663	30
2002	27	19	2			7	11			2,204,907	17
2001	29	19				5	8			800,326	65
2000	30	16				1	4			305,745	134
1999	2	2					1			31,457	241
1998	1										
Total	307	227	8	4	5	58	118			26,436,254	16

ASIAN TOUR 2011 SUMMARY

Year	Events Played	Cuts Made	1st	Earnings	Money Rank
2011	2	2	1	131,503	

TOP TOURNAMENT SUMMARY

Tournament	'98	'99	'00	'01	'02	'03	'04	'05	'06	'07	'08	'09
The Masters						T15	3	T33	CUT	T27	41	CUT
US Open				CUT	T30	CUT	T31	T15	CUT	CUT	CUT	T47
British Open	CUT	T49			CUT	T22	T16	T41	CUT	T8	T16	CUT
PGA Championship				T29	CUT	T69	T6	T40	T7	T12	CUT	T24
THE PLAYERS					T28	CUT	T42	CUT	T16	T23	CUT	T71
TOUR Championship					T9	T19	27		26	T21	9	
WGC-Accenture						T17	T33	T33	T33	T17	T5	T33
WGC-Cadillac						T6	T57	T43	T32	T19	T12	T59
WGC-Bridgestone					T19	T53	T58	T51	T22	T11	T16	T45
WGC-HSBC Champions												
The Barclays			T64		T33			CUT		2	T12	CUT
Deutsche Bank Championship						T32		CUT		W/D	T21	
BMW Championship			T63	T60	CUT	CUT	T40	T56	T30	T38	T5	

Tournament	'10	'11
The Masters	T4	T8
US Open	T47	CUT
British Open	CUT	T44
PGA Championship	T39	T39
THE PLAYERS	T34	P1
TOUR Championship	T7	T3
WGC-Accenture		T17
WGC-Cadillac		T39
WGC-Bridgestone	T46	T59
WGC-HSBC Champions	T30	T16
The Barclays	CUT	T32
Deutsche Bank Championship	T45	CUT
BMW Championship	T3	T10

Daniel Chopra (chope-RAH)



EXEMPT STATUS: 19th on 2011 Nationwide Tour money list

HEIGHT: 6-0

WEIGHT: 180

BIRTHDATE: December 23, 1973

BIRTHPLACE: Stockholm, Sweden

RESIDENCE: Orlando, FL

FAMILY: Wife, Samantha; Casper Skywalker and Coco Sydney (2010)

SPECIAL INTERESTS: Television, reading, film, snooker

TURNUED PRO: 1992

Q-SCHOOL: 2003

Nationwide Tour Graduate (2011)

JOINED TOUR: 2004

PGA TOUR VICTORIES (2):

2007 Ginn sur Mer Classic at Tesoro. 2008 Mercedes-Benz Championship

BEST 2011 PGA TOUR FINSHES:

T47–Arnold Palmer Invitational presented by MasterCard.

INTERNATIONAL VICTORIES:

(9): 1993 Johor Bahru Open [Malaysia], Swedish International Championship. 1994 Classic Indian Masters, Jamtland Open [EurChall], Challenge Chargeurs [EurChall], Indian PGA Championship, Malaysian PGA Championship. 1995 Taiwan Open [Asia]. 2001 Mercuries Masters [Asia].

2011 PGA TOUR HIGHLIGHTS:

Spent the bulk of his time competing on the Nationwide Tour, where he made 23 starts and finished No. 19 on the official money list. Of those starts, he amassed three top-10 finishes, with one win. Made just two starts on the PGA TOUR, with a T47 at the Arnold Palmer Invitational being his best finish...Earned his third career Nationwide Tour title with a one-stroke victory at the rain-shortened Fresh Express Classic. Posted a course-record, 9-under 61 in the third round and grabbed the 54-hole lead over Luke List and Monday qualifier Russell Knox. He was declared the winner of the event when Sunday fog forced the cancellation of the final round...Late in the year, he came close to winning the Iskandar Johor Open for a second time. In Johor Bahru, Malaysia, at the rain-shortened event, he shot a final-round 70 at Horizon Hills G&CC to finish second, a stroke behind Joost Luiten.

PERSONAL:

Moved to India at age 7 and was raised by grandparents. Won the All-India Junior Golf Championship at

age 14. Won two more Indian Junior titles plus the Doug Sanders World Junior title...Born to a Swedish mother and Indian father...In 1995, it is believed he became the first person to hit a golf ball off the Great Wall of China.

PLAYER STATISTICS:

Scoring Average	72.38	(N/A)
Driving Distance	284.8	(N/A)
Driving Accuracy Percentage	57.14%	(N/A)
Greens in Regulation Percentage	54.17%	(N/A)
Strokes Gained - Putting	.533	(N/A)

MISC STATISTICS:

CAREER PGA TOUR LOW ROUND/ROUND

64–7 times, most recent 2007 Valero Texas Open/3

LARGEST PGA TOUR PAYCHECK

\$1,100,000–2008 Mercedes-Benz Championship/1

HIGHEST OWGR RANK

After 2008 Sony Open in Hawaii/60

PGA TOUR CAREER SUMMARY

Year	Events Played	Cuts Made	1st	2nd	3rd	Top 10	Top 25	FedExCup Pts	FedExCup Rank	Earnings	Money Rank
2011	2	1						237	237	15,411	247
2010	28	8					3	185	185	311,405	176
2009	28	16				2	5	97	97	814,331	103
2008	27	15	1			1	4	102	102	1,630,690	52
2007	34	20	1		1	3	6	115	115	1,755,110	48
2006	33	22		1		6	9			1,530,455	54
2005	34	19				2	9			893,368	90
2004	33	20				3	5			763,253	108
Total	219	121	2	1	1	17	41			7,714,023	154

NATIONWIDE TOUR CAREER SUMMARY

Year	Events Played	Cuts Made	1st	2nd	3rd	Top 10	Top 25	Earnings	Money Rank
2011	23	12	1		1	3	7	225,637	19
2010	2								
2004	3	3	2			2	3	182,130	27
2003	22	19			1	7	13	178,799	21
2002	25	8				2	3	41,269	90
Total	75	42	3		2	14	26	627,836	98

ASIAN TOUR 2011 SUMMARY

Year	Events Played	Cuts Made	1st	Earnings	Money Rank
2011	2	1		222,220	

TOP TOURNAMENT SUMMARY

Tournament	'04	'05	'06	'07	'08	'09	'10
The Masters					CUT		
US Open	T24				T36		
British Open		CUT					
PGA Championship			T41	CUT	CUT		
THE PLAYERS		T40	CUT	T44	T42	T14	CUT
TOUR Championship							
WGC-Accenture					T33		
WGC-Cadillac					T34		
WGC-Bridgestone					T14		
WGC-HSBC Champions							
The Barclays	T42	CUT	CUT	CUT	CUT	T58	
Deutsche Bank Championship	T4	CUT	CUT	T70	CUT	60	
BMW Championship	CUT	CUT	T30				

Gary Christian



EXEMPT STATUS: 9th on 2011 Nationwide Tour money list
HEIGHT: 5-8
WEIGHT: 165
BIRTHDATE: August 7, 1971
BIRTHPLACE: Carshalton, England
RESIDENCE: Chelsea, AL
FAMILY: Wife, Kimberly; Nicholas (3/8/04), Alex (3/6/08)

SPECIAL INTERESTS: Family, gardening, watching English soccer and comedies
EDUCATION: Auburn University (1995, Mass Communications)
TURNED PRO: 1998
 Nationwide Tour Graduate (2011)
JOINED TOUR: 2012

2011 PGA TOUR HIGHLIGHTS:

Playing in his seventh full season on the Nationwide Tour, wrapped up his PGA TOUR card for the first time with a No. 9 finish on the money list, guaranteeing him his first start in a TOUR event as a 40-year-old rookie...First top-10 of the year was a T7 at the Melwood Prince George's County Open, where he fired a career-low, 9-under 62 in Saturday's third round after making the 36-hole cut on the number...After opening with a 1-over-par 72 at the Cox Classic in early August, he shot 62-64-65 to finish 21 under-par and T2...Four weeks later, he captured his second career Nationwide Tour title, at the Mylan Classic, by one shot over John Mallinger. Moved into contention with an 8-under 63 in the second round. Shared the 54-hole lead with Mallinger and defending champion Kevin Kisner. Was steady during the final round at the Southpointe GC and kept his challengers at bay with five birdies in his first 10 holes. Another birdie at No. 15 pushed him to 18-under par and helped him gain a two-stroke lead with one hole to go. Conservative play on final hole led to a

bogey, but he was not threatened for the title, which came with a first-place check of \$108,000. The victory moved him to fourth on the money list at the time and assured him of earning his PGA TOUR card for the 2012 season. Both his wins have come in Pennsylvania (2009 Northeast Pennsylvania Classic).

PERSONAL:

Got his start in golf from his dad at age 3. Biggest thrill in golf is overcoming mental obstacles. Lists Gary Player, Tom Watson, Nick Faldo and his parents as his heroes. Was on the TV show "The Weakest Link" in 2001. Non-golf-related jobs held include knife salesman and membership director at a country club. He and his brother were named after Player and Lee Trevino. His two sons are named after Faldo and Sandy Lyle, whose given first name is Alexander. Favorite golf course is the Links of North Dakota. Would most like to play Bandon Dunes. Never travels without photos of his family...First car was a Ford Fiesta, and he currently drives a Ford

Taurus. Favorite college team is the Auburn Tigers. Favorite professional team is Liverpool Football Club of the Premier League. Lucky charm is a five-pence coin to mark his ball. Wears light blue in the final round to match his eyes for photos. Favorite food is fresh, farm-grown fruit. Favorite athlete is Cristiano Ronaldo. Favorite cities are Sydney, Australia, London, England, Toronto, Ontario, Canada, San Francisco, CA, and Boise, ID. Would round out his dream foursome with Harry Vardon, Jack Nicklaus and Tiger Woods. Not many people know that he would rather score the winning goal for England in the World Cup than win the British Open. Bucket list includes doing the Ashes Cricket Tour to Australia with the Barmy Army.

MISC STATISTICS:

HIGHEST OWGR RANK

After 2011 Justin Timberlake Shriners Hospitals for Children Open/278

PGA TOUR CAREER SUMMARY

Year	Events Played	Cuts Made	1st	2nd	3rd	Top 10	Top 25	FedExCup Pts	FedExCup Rank	Earnings	Money Rank
Total											

NATIONWIDE TOUR CAREER SUMMARY

Year	Events Played	Cuts Made	1st	2nd	3rd	Top 10	Top 25	Earnings	Money Rank
2011	22	19	1	1		3	10	260,054	9
2010	22	11			1	2	6	93,857	73
2009	21	12	1			1	6	146,930	42
2008	23	17				2	9	107,021	63
2007	27	17				3	7	116,570	54
2006	24	12		1		3	9	110,875	58
2001	1								
1999	24	11					4	17,962	99
1998	1								
Total	165	99	2	2	1	14	51	853,269	46

Stewart Cink



EXEMPT STATUS: Winner, 2009 British Open (through 2014)

HEIGHT: 6-4

WEIGHT: 205

BIRTHDATE: May 21, 1973

BIRTHPLACE: Huntsville, AL

RESIDENCE: Duluth, GA

FAMILY: Wife, Lisa; Connor Stewart (9/13/93), Reagan Braswell (4/8/97)

SPECIAL INTERESTS: Family, boating, water sports, hiking, barbecue, snow skiing

EDUCATION: Georgia Tech (1995, Management)

TURNED PRO: 1995

Nationwide Tour Graduate (1996)

JOINED TOUR: 1997

PGA TOUR VICTORIES (6):

1997 Canon Greater Hartford Open. 2000 MCI Classic. 2004 MCI Heritage. 2004 World Golf Championships-NEC Invitational. 2008 Travelers Championship. 2009 British Open Championship

BEST 2011 PGA TOUR FINSHES:

T9--Wells Fargo Championship.

INTERNATIONAL VICTORIES:

(2): 1996 Mexican Open. 1999 Mexican Open.

NATIONAL TEAMS:

The Presidents Cup (4), 2000, 2005, 2007, 2009; Ryder Cup (5), 2002, 2004, 2006, 2008, 2010; World Cup (2), 2005, 2006.

OTHER VICTORIES:

(2): 2006 Wendy's 3-Tour Challenge [with Zach Johnson and Scott Verplank]. 2007 CVS Caremark Charity Classic [with J.J. Henry].

2011 PGA TOUR HIGHLIGHTS:

Managed just one top-10 finish for the first time since joining the PGA TOUR in 1997...Finished T9 at the Wells Fargo Championship for just his fifth top 10 since winning the 2009 British Open. Was T3 entering the final round before a 74 ended his chance at victory.

PERSONAL:

Took up the game when his parents, single-digit handicappers, left him at driving range before he was old enough to go on the course...Was

a husband and a father while still at Georgia Tech...Member of East Lake GC, host venue of the TOUR Championship...A big Atlanta Thrashers hockey fan...Outdoor enthusiast who loves hiking, camping, biking and skiing.

PLAYER STATISTICS:

Scoring Average	70.70	(69)
Driving Distance	291.8	(81)
Driving Accuracy Percentage	56.58%	(159)
Greens in Regulation Percentage	64.31%	(128)
Strokes Gained - Putting	.187	(64)

MISC STATISTICS:

CAREER PGA TOUR LOW ROUND/ROUND

63--3 times, most recent 2004 Buick Invitational/2

LARGEST PGA TOUR PAYCHECK

\$1,221,005--2009 British Open Championship/1

HIGHEST OWGR RANK

After 2008 AT&T National/5

PGA TOUR CAREER SUMMARY

Year	Events Played	Cuts Made	1st	2nd	3rd	Top 10	Top 25	FedExCup Pts	FedExCup Rank	Earnings	Money Rank
2011	22	14				1	6	98	98	909,162	101
2010	23	19				3	12	38	38	1,573,636	52
2009	22	17	1		1	4	8	28	28	2,821,030	17
2008	23	20	1	2	2	7	12	20	20	3,979,301	9
2007	25	21			1	6	13	18	18	2,483,146	25
2006	26	22		1		7	16			2,755,911	15
2005	26	23			1	5	10			1,733,049	43
2004	28	24	2	1		10	20			4,450,270	5
2003	28	23		2		6	14			1,781,885	35
2002	27	20				4	8			894,212	73
2001	29	22			2	6	14			1,743,028	26
2000	27	23	1	1	1	9	15			2,169,727	10
1999	27	21		1	1	8	14			1,255,100	32
1998	28	23		1		6	15			833,648	31
1997	31	19	1	1		4	13			809,580	29
1996	5	5				1	4			108,710	158
1995A	1	1									
1995	5	4				1	2			58,426	192
Total	403	321	6	10	9	88	196			30,359,822	11

NATIONWIDE TOUR CAREER SUMMARY

Year	Events Played	Cuts Made	1st	2nd	3rd	Top 10	Top 25	Earnings	Money Rank
1996	21	18	3	2	1	14	17	251,699	1
1995	3	1					1	2,936	180
Total	24	19	3	2	1	14	18	254,635	336

TOP TOURNAMENT SUMMARY

Tournament	'96	'97	'98	'99	'00	'01	'02	'03	'04	'05	'06	'07
The Masters		CUT	T23	T27	T28	CUT	T24		T17	T20	10	T17
US Open	T16	T13	T10	T32	T8	3	CUT	T28	CUT	T15	T37	CUT
British Open			T66	CUT	T41	T30	T59	T34	T14	CUT	CUT	T6
PGA Championship		CUT	CUT	T3	T15	T59	T10	CUT	T17	T28	T24	T32
THE PLAYERS			T42	CUT	T33	CUT	CUT	T39	T22	T32	CUT	T3
TOUR Championship		24			T18	T13			T21		25	T11
WGC-Accenture				T9	T33	T33			T17	T5	T33	T9
WGC-Cadillac				T4		CNL			T23	T46	T13	T45
WGC-Bridgestone					7	T13	T47	T61	1	T41	P2	T56
WGC-HSBC Champions												
The Barclays		T6	T47	CUT		T3	T5	CUT	CUT			T25
Deutsche Bank Championship								T29				CUT
BMW Championship		CUT									T4	T7

Tournament	'08	'09	'10	'11
The Masters	T3	CUT	CUT	CUT
US Open	T14	T27	T40	CUT
British Open	CUT	P1	T48	T30
PGA Championship	CUT	T67	T18	CUT
THE PLAYERS	T21	T76	CUT	T19
TOUR Championship	T24	T19		
WGC-Accenture	2	3	T5	T17
WGC-Cadillac	T20	T59	T37	
WGC-Bridgestone	T43	T6	T19	T45
WGC-HSBC Champions		T51		
The Barclays	T38	T28	T15	CUT
Deutsche Bank Championship	T33	CUT	T18	CUT
BMW Championship	T60	T23	T21	

Darren Clarke



EXEMPT STATUS: None/International Player

HEIGHT: 6-2

WEIGHT: 215

BIRTHDATE: August 14, 1968

BIRTHPLACE: Dungannon, Northern Ireland

RESIDENCE: Portrush, Northern Ireland

FAMILY: Children, Tyrone (1998), Conor (2000)

SPECIAL INTERESTS: Films, reading, cars, fishing

TURNED PRO: 1990

JOINED TOUR: 2003

PGA TOUR VICTORIES (3):

2000 World Golf Championships-Accenture Match Play Championship. 2003 World Golf Championships-NEC Invitational. 2011 British Open Championship

BEST 2011 PGA TOUR FINSHES:

1—British Open Championship.

INTERNATIONAL VICTORIES:

(14): 1993 Alfred Dunhill Open [Eur]. 1996 Linde German Masters [Eur]. 1998 Benson and Hedges International Open [Eur], Volvo Masters [Eur]. 1999 Compass Group English Open [Eur]. 2000 Compass Group English Open [Eur]. 2001 Dimension Data Pro-Am [SAf], The Chunichi Crowns [Jpn], Smurfit European Open [Eur]. 2002 Compass Group English Open. 2003 Northern Ireland Masters [EurChall]. 2004 Mitsui Sumitomo VISA Taiheiyo Masters [Jpn]. 2008 BMW Asian Open [Eur], KLM Open [Eur]. 2011 Iberdrola Open [Eur].

NATIONAL TEAMS:

Ryder Cup (5), 1997, 1999, 2002, 2004, 2006; World Cup (3), 1994, 1995, 1996; Dunhill Cup (6), 1994,

1995, 1996, 1997, 1998, 1999; Seve Trophy (4), 2000, 2002, 2003, 2011.

2011 PGA TOUR HIGHLIGHTS:

Came from four strokes off the pace to win his 13th European Tour title, at the Iberdrola Open in Mallorca, Spain. Overcame Chris Wood by shooting a final-round 69 to win on the European Tour for the first time since his 2008 KLM Open title in the Netherlands...Making his 54th start in a major championship, posted four rounds of par or better to defeat Phil Mickelson and Dustin Johnson by three strokes at the British Open. Only Tom Kite (72 starts) and Mark O'Meara (59 starts) took longer to win their first major. By winning at Royal St. George's, which he did by leading after the final three rounds, became just the second Open champion from Northern Ireland, joining Fred Daly in 1947. He is the fourth player from that country to win a major, including three of the last six (2010 U.S. Open winner Graeme McDowell and 2011 U.S. Open winner Rory McIlroy). The win, coming in his 20th start at the British Open, was his third in a PGA TOUR event and 14th on the European Tour. It was also the sixth straight by a first-time major winner and by an international player. With the victory, the 42-year-old became the oldest British Open winner since Roberto De Vincenzo won in 1967 at age 44 years, 93 days and the oldest major winner since Ben Crenshaw won the Masters Tournament in 1995.

PERSONAL:

Involved in course architecture, with first course, Pinnacle Point, opened in late 2006 near Mossel Bay in the southern Cape of South Africa. Other designs include Castle Dargan and Moyvalley in Ireland...In 2002, formed the Darren Clarke Foundation to help Irish junior golf and discover the Irish stars of the future. "I have a debt to Irish golf, and I wanted to give something back to the Golfing Union of Ireland and golf in this country."

PLAYER STATISTICS:

Scoring Average	70.11	(N/A)
Driving Distance	297.1	(N/A)
Driving Accuracy Percentage	50.00%	(N/A)
Greens in Regulation Percentage	63.89%	(N/A)
Strokes Gained - Putting	-1.215	(N/A)

MISC STATISTICS:

CAREER PGA TOUR LOW ROUND/ROUND

63—2 times, most recent 2006 Bay Hill Invitational Presented by MasterCard/3

LARGEST PGA TOUR PAYCHECK

\$1,452,078—2011 British Open Championship/1

HIGHEST OWGR RANK

After 2001 Texas Open at LaCantera/8

PGA TOUR CAREER SUMMARY

Year	Events Played	Cuts Made	1st	2nd	3rd	Top 10	Top 25	FedExCup Pts	FedExCup Rank	Earnings	Money Rank
2011	3	2	1			1	1			1,452,078	
2010	2	2								43,275	
2009	7	4					1			34,479	
2008	2	1				1	1				
2007	10	4						216	216	107,981	215
2006	11	6			1	1	3			660,898	125
2005	12	11		1	1	5	7			1,465,921	52
2004	16	10			2	4	9			2,009,819	28
2003	16	15	1			5	6			763,931	85
2002	11	8		1		2	5			665,911	
2001	7	5			2	2	3			330,870	
2000	10	8	1			3	5			254,114	
1999	10	7				1	2			139,118	176
1998	6	4				1	2			121,628	175
1997	4	3		1		1	2			282,816	87
1996	2	1					1			41,850	202
1995	1	1								12,955	249
1994	1										
Total	131	92	3	3	6	27	48			8,387,643	

EUROPEAN TOUR 2011 SUMMARY

Year	Events Played	Cuts Made	1st	Earnings	Money Rank
2011	16	11	1	366,849	

ASIAN TOUR 2011 SUMMARY

Year	Events Played	Cuts Made	1st	Earnings	Money Rank
2011	1	1		3,300	

AUSTRALIAN TOUR 2011 SUMMARY

Year	Events Played	Cuts Made	1st	Earnings	Money Rank
2011	1	1		2,935	

SUNSHINE TOUR 2011 SUMMARY

Year	Events Played	Cuts Made	1st	Earnings	Money Rank
2011	3	3		131,630	

TOP TOURNAMENT SUMMARY

Tournament	'91	'92	'93	'94	'95	'96	'97	'98	'99	'00	'01	'02
The Masters								T8	CUT	T40	24	T20
US Open				CUT		CUT	T43	T43	T10	T53	T30	T24
British Open	T64	CUT	T39	T38	T31	T11	T2	CUT	T30	T7	T3	T37
PGA Championship							CUT		CUT	T9	CUT	CUT
THE PLAYERS								CUT	T71	CUT	T26	CUT
TOUR Championship												
WGC-Accenture									T33	1		T33
WGC-Cadillac									T40	T17	CNL	63
WGC-Bridgestone									T36	T17	3	T19
WGC-HSBC Champions												
The Barclays								T24				
Deutsche Bank Championship												
BMW Championship												

Tournament	'03	'04	'05	'06	'07	'08	'09	'10	'11
The Masters	T28	CUT	T17	T22	CUT				
US Open	T42	CUT		56			CUT		
British Open	T59	T11	T15	CUT	CUT		T52	T44	1
PGA Championship	CUT	T13	CUT		T42	CUT	CUT	T48	CUT
THE PLAYERS	T6	T26	T63	T20	W/D				
TOUR Championship	18	T15							
WGC-Accenture	T5	3	T33	T33	T33				
WGC-Cadillac	T38	T4	DNS	T26			T46		
WGC-Bridgestone	1	T14	T28	W/D	T67	T6	T22		T68
WGC-HSBC Champions									T38
The Barclays		CUT							
Deutsche Bank Championship	T9								
BMW Championship									

Tim Clark



EXEMPT STATUS: 2010 PLAYERS Championship winner (through 2015)
HEIGHT: 5-7
WEIGHT: 165
BIRTHDATE: December 17, 1975
BIRTHPLACE: Durban, South Africa
RESIDENCE: Scottsdale, AZ

FAMILY: Wife, Candie
SPECIAL INTERESTS: Darts, pool, ping-pong, remote-control planes, fishing
EDUCATION: North Carolina State University
TURNED PRO: 1998
 Nationwide Tour Graduate (2000)
JOINED TOUR: 2001

PGA TOUR VICTORIES (1):

2010 THE PLAYERS Championship

BEST 2011 PGA TOUR FINSHES:

T2–Sony Open in Hawaii.

INTERNATIONAL VICTORIES:

(4): 2002 Bell's South African Open [Eur]. 2005 South African Airways Open [Eur], Barclays Scottish Open [Eur]. 2008 Australian Open.

NATIONAL TEAMS:

The Presidents Cup (3), 2003, 2005, 2009; World Cup (2), 2002, 2005.

OTHER VICTORIES:

(1) 2006 CVS Charity Classic [with Nick Price].

2011 PGA TOUR HIGHLIGHTS:

Final-round, 6-under 64 at the Sony Open in Hawaii was the low final round and led to his ninth career runner-up finish. Finished two strokes behind champion Mark Wilson. He has posted at least one second-place finish each season dating to 2005...Battled tendinitis in his right arm throughout the early months of the season and was forced to withdraw with an elbow injury following an opening-round 2-over 74 at THE PLAYERS Championship. It was the final of just four starts during the season...In August, International Presidents Cup captain Greg Norman named him assistant captain for the biennial competition in Australia.

PERSONAL:

Recorded his first hole-in-one when he was age 8...Donated his first-place share of approximately \$20,000 at the November 2005 Nelson Mandela Invitational to a deaf girl from the Carel du Toit School for the Hearing Impaired in Tygerberg, South Africa,

who needed implant surgery. "It put into perspective what life is all about—and it's not about all those putts I'm able to put away or miss at the crucial stages of an event, but life in general," he said.

PLAYER STATISTICS:

Scoring Average	70.85	(N/A)
Driving Distance	272.0	(N/A)
Driving Accuracy Percentage	74.05%	(N/A)
Greens in Regulation Percentage	75.76%	(N/A)
Strokes Gained - Putting	.396	(N/A)

MISC STATISTICS:

CAREER PGA TOUR LOW ROUND/ROUND

62–2 times, most recent 2008 Deutsche Bank Championship/2

LARGEST PGA TOUR PAYCHECK

\$1,710,000–2010 THE PLAYERS Championship/1

HIGHEST OWGR RANK

After 2006 Barclays Classic/14

PGA TOUR CAREER SUMMARY

Year	Events Played	Cuts Made	1st	2nd	3rd	Top 10	Top 25	FedExCup Pts	FedExCup Rank	Earnings	Money Rank
2011	4	2		1		1	2	137	137	571,000	138
2010	24	20	1	1		7	12	24	24	3,530,002	11
2009	23	19		1		5	11	36	36	2,235,105	29
2008	27	19		1		3	9	26	26	1,722,030	45
2007	19	15		3		6	12	12	12	2,615,152	22
2006	22	19		1		4	11			1,974,931	32
2005	26	22		1	1	6	16			2,310,037	21
2004	26	16				6	9			1,108,190	71
2003	25	16			1	3	10			1,253,690	53
2002	23	15				3	7			632,609	107
2001	3	1								21,750	227
1998A	1										
Total	223	164	1	9	2	44	99			17,974,497	41

NATIONWIDE TOUR CAREER SUMMARY

Year	Events Played	Cuts Made	1st	2nd	3rd	Top 10	Top 25	Earnings	Money Rank
2001	4	1				1	1	16,200	147
2000	27	16	2		1	7	11	288,056	3
1999	25	14			1	3	6	57,220	46
1998A	1	1							
1998	1								
Total	58	32	2		2	11	18	361,476	227

TOP TOURNAMENT SUMMARY

Tournament	'98	'02	'03	'04	'05	'06	'07	'08	'09	'10	'11
The Masters	CUT		T13	CUT	T39	2	T13	CUT	T13	CUT	CUT
US Open			CUT	T13	T3	CUT	T17	T48	T40	T12	
British Open		CUT		CUT	T23	T56		CUT	CUT	CUT	
PGA Championship		T53	3	CUT	T17	T24	CUT	T55	T16	T39	
THE PLAYERS			T21	CUT	CUT	CUT	T68	CUT	T9	1	W/D
TOUR Championship					T22		T7	29		T13	
WGC-Accenture			T33		T33	T33	T17	T33	T9	T9	
WGC-Cadillac		62			T18	T26	T63	T12	27	T22	DNS
WGC-Bridgestone			T64	T48	T51	74	T6	T20	T29	T58	DNS
WGC-HSBC Champions										T25	
The Barclays			CUT	T9	T12	T63	T17	T38	T24	CUT	
Deutsche Bank Championship			T11	T48			CUT	T15	CUT	T45	
BMW Championship		T43	T50			T4	T5	T8	T30	T21	

Will Claxton



EXEMPT STATUS: T18 at 2011 PGA TOUR Qualifying Tournament

HEIGHT: 5-10

WEIGHT: 170

BIRTHDATE: September 14, 1981

BIRTHPLACE: Swainsboro, GA

RESIDENCE: Auburn, AL

FAMILY: Wife: Bonnie

SPECIAL INTERESTS: Hunting, fishing

EDUCATION: Auburn University (2005, Economics)

TURNED PRO: 2006

JOINED TOUR: 2012

PGA TOUR BEST FINISHES:

T67–2011 Transitions Championship

BEST 2011 PGA TOUR FINSHES:

T67–Transitions Championship.

2011 PGA TOUR HIGHLIGHTS:

In his only PGA TOUR start, the Transitions Championship, finished T67...Made nine Nationwide Tour starts, posting one top-20 finish, a T17 at the Mexico Open, in his second start of the season...In December, he opened with an 8-under 64 at the PGA TOUR Qualifying Tournament at PGA West en route to a T18 finish, earning him his PGA TOUR card for 2012.

PERSONAL:

Lists Scott Hamilton as his instructor...Biggest thrill in golf was playing in the 2011 Transitions Championship. Biggest thrill away from the game is getting married...Says Seaside GC in Sea Island, GA, is his favorite course and someday hopes to play Augusta National...Never travels without his fishing pole...Favorite teams are the Auburn Tigers and Atlanta Falcons. Favorite TV show is "Criminal Minds," and "The Shawshank Redemption" is his favorite movie. Morgan Freeman is his favorite actor, and Michael Jordan his favorite athlete to watch. He enjoys eating steak, and likes visiting Rochester, NY. Favorite vacation spots are St. Lucia in the Caribbean and Lake Tahoe...Would round out his dream foursome with his father, Jack Nicklaus and Tiger Woods...Grew up on a nine-hole golf course...Bucket list includes winning on the PGA TOUR and starting a family...Supports Jason Dufner Charitable Foundation

and Mission Ministries...Attended Swainsboro (GA) High School...Has one sister...Usually carries a cinnamon, raisin and peanut butter sandwich in his bag...Favorite app is Words with Friends.

PLAYER STATISTICS:

Scoring Average	71.72	(N/A)
Driving Distance	272.0	(N/A)
Driving Accuracy Percentage	69.23%	(N/A)
Greens in Regulation Percentage	73.61%	(N/A)
Strokes Gained - Putting	-.958	(N/A)

MISC STATISTICS:

CAREER PGA TOUR LOW ROUND/ROUND

69–2011 Transitions Championship/1

LARGEST PGA TOUR PAYCHECK

\$11,275–2011 Transitions Championship/T67

PGA TOUR CAREER SUMMARY

Year	Events Played	Cuts Made	1st	2nd	3rd	Top 10	Top 25	FedExCup Pts	FedExCup Rank	Earnings	Money Rank
2011	1	1								11,275	
Total	1	1								11,275	

NATIONWIDE TOUR CAREER SUMMARY

Year	Events Played	Cuts Made	1st	2nd	3rd	Top 10	Top 25	Earnings	Money Rank
2011	9	4					1	16,870	154
2005	1								
Total	10	4					1	16,870	

Jose Coceres (coh-SEAR-us)



EXEMPT STATUS: Major Medical Extension

HEIGHT: 5-11

WEIGHT: 170

BIRTHDATE: August 14, 1963

BIRTHPLACE: Chaco, Argentina

RESIDENCE: Buenos Aires, Argentina

FAMILY: Wife, Monica; Maria Belen (1992), Marcos Jose (1995), Maria Jose

SPECIAL INTERESTS: All sports, soccer

TURNED PRO: 1986

JOINED TOUR: 2001

PGA TOUR VICTORIES (2):

2001 WORLD COM CLASSIC-The Heritage of Golf.
2001 National Car Rental Golf Classic Disney

INTERNATIONAL VICTORIES:

(9): 1991 Pinemar Open [Arg]. 1992 Montevideo Open [Ura], Los Cardales Challenge [Arg]. 1993 Pinemar Open [Arg]. 1994 Heineken Open Catalonia [Eur]. 1995 Tournament of Champions [Arg]. 1996 Los Leones Open [Chile]. 2000 Dubai Desert Classic [Eur]. 2011 Torneo de Maestros Copa Personal [TLA].

NATIONAL TEAMS:

World Cup (2), 1989, 1997.

2011 PGA TOUR HIGHLIGHTS:

Still recovering from a left-wrist injury and did not make a start on the PGA TOUR for the second-consecutive season. Will play out of the Major Medical Extension category again in 2012, with six events remaining to earn \$598,323 to equal No. 125 from 2008 (\$852,752) to earn Major Medical Extension status for the remainder of 2012...Showed major sign of regaining his form when he went wire to wire at the Torneo de Maestros Copa Personal in Buenos Aires. After shooting three straight rounds in the 60s at Olivos CC, he took a six-stroke lead into the final round, struggled to a 3-over 74 and still won by four strokes over Ricardo Gonzalez. The victory came with his youngest son Marcos serving as his caddie.

PERSONAL:

Voted highest sporting award, The Olympian, in native Argentina in 2002, only the third golfer to receive

the award...One of 11 children. An ex-caddie who taught himself the game. Took control of his family's finances after father died in motor accident. Used to sleep five or six to a bed in family's two-bedroom home. Four brothers also are professionals. Took up game when one brother cut branches off tree and fashioned golf club. Started playing by hitting rocks...Makes it a point to walk to a religious shrine near his hometown after every victory.

MISC STATISTICS:

CAREER PGA TOUR LOW ROUND/ROUND

62-2004 John Deere Classic/1

LARGEST PGA TOUR PAYCHECK

\$630,000-2001 WORLD COM CLASSIC-The Heritage of Golf/1

HIGHEST OWGR RANK

After 2001 Buick Challenge/16

PGA TOUR CAREER SUMMARY

Year	Events Played	Cuts Made	1st	2nd	3rd	Top 10	Top 25	FedExCup Pts	FedExCup Rank	Earnings	Money Rank
2009	6	1						237	237	14,036	245
2008	13	6					2	176	176	240,393	194
2007	17	10		2		3	4	104	104	1,287,843	72
2006	13	7				3	4			522,592	147
2005	22	7					3			269,705	182
2004	20	14			1	2	6			779,196	106
2003	21	11				1	3			337,682	153
2002	16	9				1	2			286,552	157
2001	19	12	2			2	5			1,502,888	34
2000	3	2					1			21,256	
1997	1	1								11,812	261
1996	1										
1995	1	1								6,380	288
Total	153	81	2	2	1	12	30			5,280,335	207

NATIONWIDE TOUR CAREER SUMMARY

Year	Events Played	Cuts Made	1st	2nd	3rd	Top 10	Top 25	Earnings	Money Rank
2006	1								
Total	1								

TOP TOURNAMENT SUMMARY

Tournament	'92	'95	'96	'97	'00	'01	'02	'03	'04	'05	'06	'07
The Masters						CUT	CUT					
US Open						T52	CUT					
British Open	T45	T96	CUT	T44	T36	CUT	CUT	T34				
PGA Championship					CUT	T16	T10	T51				CUT
THE PLAYERS								W/D		81		5
TOUR Championship												
WGC-Accenture						T33						
WGC-Cadillac					T14	CNL	T36					
WGC-Bridgestone							T75					
WGC-HSBC Champions												
The Barclays						CUT	T18		T60	CUT		CUT
Deutsche Bank Championship								CUT	CUT	CUT	T36	CUT
BMW Championship								T19	T33	CUT		T59

Tournament	'08
The Masters	
US Open	
British Open	
PGA Championship	
THE PLAYERS	T66
TOUR Championship	
WGC-Accenture	
WGC-Cadillac	
WGC-Bridgestone	
WGC-HSBC Champions	
The Barclays	
Deutsche Bank Championship	
BMW Championship	

George Coetzee (cut-ZEE-uh)



EXEMPT STATUS: None/International Player
HEIGHT: 5-10
WEIGHT: 209
BIRTHDATE: July 18, 1986
BIRTHPLACE: Pretoria, South Africa

RESIDENCE: Pretoria, South Africa
FAMILY: Single
SPECIAL INTERESTS: Soccer, tennis, squash, pool, darts
EDUCATION: University of San Diego
TURNED PRO: 2007

PGA TOUR BEST FINISHES:

15–2011 British Open Championship

BEST 2011 PGA TOUR FINSHES:

15–British Open Championship.

INTERNATIONAL VICTORIES:

(4): 2007 Vodacom Origins-Selborne [SAf]. 2008 SAA Pro-Am Invitational Paarl [SAf], Vodacom Origins-Humewood. 2011 Telkom PGA Championship [SAf].

2011 PGA TOUR HIGHLIGHTS:

Won the biggest event of his career, the Telkom PGA Championship on the Sunshine Tour, after losing by a stroke in the same tournament a year earlier. Fired a four-round total of 27-under at the CC of Johannesburg. Shot a final-round 64 to edge

Neil Schietekat by two strokes...Came close to winning for the first time on the European Tour, finishing T2 at the Johnnie Walker Championship in Scotland in August. Lost in a five-man playoff to Thomas Bjorn. Battled through all five holes after Mark Foster, Bernd Wiesberger and Pablo Larrazabal dropped out of the overtime session. Made a 12-foot putt on the fourth extra hole to extend the play-off but eventually bowed out when his lengthy birdie putt on the fifth playoff hole didn't drop and Bjorn made a short birdie putt for the win...Had played well in Scotland earlier in the season, finishing third at The Barclays Scottish Open...Other top-fives came at the BMW International open (T3) and the Hassan Trophy (fourth). Was also seventh at the Joburg Open, a co-sanctioned event on the European Tour and Sunshine Tour...At the Alfred Dunhill Championship, he shot weekend rounds of 69-69 to T3 at the event in Malealane, South Africa.

PERSONAL:

Began playing at age 10 and won the first tournament he entered, shooting a 49 in a nine-hole

event...Favorite food is braaivleis, South African grilled meat. Enjoys vacationing in Stillbaai, located on the South African Southern coast...Favorite course to play is St. Andrews and his idol is tennis' Rafael Nadal.

PLAYER STATISTICS:

Scoring Average	67.68	(N/A)
Driving Distance	299.8	(N/A)
Driving Accuracy Percentage	42.86%	(N/A)
Greens in Regulation Percentage	63.89%	(N/A)

MISC STATISTICS:

CAREER PGA TOUR LOW ROUND/ROUND
 69–2011 British Open Championship/2

LARGEST PGA TOUR PAYCHECK
 \$109,713–2011 British Open Championship/15

HIGHEST OWGR RANK
 After 2011 Through Week Ending: 01/02/2012/82

PGA TOUR CAREER SUMMARY

Year	Events Played	Cuts Made	1st	2nd	3rd	Top 10	Top 25	FedExCup Pts	FedExCup Rank	Earnings	Money Rank
2011	1	1					1			109,713	
Total	1	1					1			109,713	

EUROPEAN TOUR 2011 SUMMARY

Year	Events Played	Cuts Made	1st	Earnings	Money Rank
2011	22	16		987,777	

SUNSHINE TOUR 2011 SUMMARY

Year	Events Played	Cuts Made	1st	Earnings	Money Rank
2011	7	6	1	913,606	

TOP TOURNAMENT SUMMARY

Tournament	'11
The Masters	
US Open	
British Open	15
PGA Championship	
THE PLAYERS	
TOUR Championship	
WGC-Accenture	
WGC-Cadillac	
WGC-Bridgestone	
WGC-HSBC Champions	
The Barclays	
Deutsche Bank Championship	
BMW Championship	

Gavin Coles



EXEMPT STATUS: 17th on 2011 Nationwide Tour money list

HEIGHT: 5-5

WEIGHT: 160

BIRTHDATE: October 19, 1968

BIRTHPLACE: Bathurst, New South Wales, Australia

RESIDENCE: Winter Garden, FL

FAMILY: Wife, Robyn; Bradley (9/1/96), Matthew (4/3/99),

SPECIAL INTERESTS: Family, social rounds of golf with his mates

TURNED PRO: 1992

Nationwide Tour Graduate (2002, 2004, 2006, 2011)

JOINED TOUR: 2003

PGA TOUR BEST FINISHES:

T7–2005 Shell Houston Open

2011 PGA TOUR HIGHLIGHTS:

Finished the season No. 17 on the Nationwide Tour money list, guaranteeing his first trip to the PGA TOUR since the 2008 season...Opened the season with a T6 at the Panama Claro Championship, but then missed the cut in his next 12 events before finally finding a suitable replacement driver for his favorite which cracked earlier in the year...It was not until August that he regained his form, finishing solo second at the Price Cutter Charity Championship. Played the par-5, 18th hole in 7-under for the four days. Runner-up check moved him up 72 spots on

the money list, to No. 37...Led for a portion of the final round at the WNB Golf Classic in October before a pair of bogeys late in his round led to a T4 finish...Three weeks later, he captured his fifth Nationwide Tour title, winning the Winn-Dixie Jacksonville Open by one shot over Jonas Blixt. His 6-under-par winning score was the highest of the season. A clutch birdie on the 17th hole, the third toughest hole of the week, gave him a two-shot cushion going to the final hole. He moved from 45th on the money list to 15th.

PERSONAL:

Golf instructors include Gary Edwin...Hometown of Bathurst is famous in Australia for having the biggest car race of the year. Normally the population of

the town would be 30,000, however on the week-end of the race, the town swells to 150,000...Favorite college team is the Florida Gators. Favorite professional team is the Green Bay Packers. Favorite movie is "Transformers." Favorite food is an Aussie meat pie...Biggest thrill outside of golf is delivering second son on the kitchen floor.

MISC STATISTICS:

CAREER PGA TOUR LOW ROUND/ROUND

62–2008 U.S. Bank Championship in Milwaukee/2

LARGEST PGA TOUR PAYCHECK

\$174,000–2008 Stanford St. Jude Championship/T8

HIGHEST OWGR RANK

After 2003 Buick Invitational/184

PGA TOUR CAREER SUMMARY

Year	Events Played	Cuts Made	1st	2nd	3rd	Top 10	Top 25	FedExCup Pts	FedExCup Rank	Earnings	Money Rank
2008	16	11				1	4	146	146	455,003	159
2007	28	16				2	4	130	130	511,353	147
2006	5	3								34,674	238
2005	22	13				1	2			359,523	169
2003	28	7								55,350	227
Total	99	50				4	10			1,415,902	385

NATIONWIDE TOUR CAREER SUMMARY

Year	Events Played	Cuts Made	1st	2nd	3rd	Top 10	Top 25	Earnings	Money Rank
2011	24	9	1	1		4	4	229,991	17
2010	23	17				3	10	157,064	38
2009	24	17			2	3	7	161,734	31
2008	8	3	1		1	2	3	142,000	48
2007	1								
2006	23	14	1	2		3	8	239,141	16
2004	25	12	1			2	5	198,683	20
2003	4	2						5,910	222
2002	21	11	1	1		4	6	189,745	13
Total	153	85	5	4	3	21	43	1,324,267	6

AUSTRALIAN TOUR 2011 SUMMARY

Year	Events Played	Cuts Made	1st	Earnings	Money Rank
2011	1				

TOP TOURNAMENT SUMMARY

<u>Tournament</u>	<u>'03</u>	<u>'05</u>	<u>'07</u>
The Masters			
US Open			
British Open			
PGA Championship			
THE PLAYERS			
TOUR Championship			
WGC-Accenture			
WGC-Cadillac		59	
WGC-Bridgestone			
WGC-HSBC Champions			
The Barclays	CUT	T63	W/D
Deutsche Bank Championship	CUT	CUT	
BMW Championship	CUT	CUT	

Chad Collins



EXEMPT STATUS: Major Medical Extension
HEIGHT: 5-9
WEIGHT: 165
BIRTHDATE: September 20, 1978
BIRTHPLACE: Indianapolis, IN
RESIDENCE: Cloverdale, IN

FAMILY: Single
SPECIAL INTERESTS: Fitness, fishing, hunting, camping
EDUCATION: Methodist College (2001, Business Administration)
TURNED PRO: 2001
 Nationwide Tour Graduate (2007, 2009)
JOINED TOUR: 2008

PGA TOUR BEST FINISHES:

T4–2010 Mayakoba Golf Classic at Riviera Maya-Cancun

BEST 2011 PGA TOUR FINSHES:

T14–HP Byron Nelson Championship.

2011 PGA TOUR HIGHLIGHTS:

Will play with a Major Medical Extension in 2012. Coupled with 2011 earnings of \$183,510 has nine events to earn \$484,656, equaling No. 125 from 2011...Hampered by fractured ribs, he made the last

of his 16 starts at the FedEx St. Jude Classic. Withdrew during the second round and did not start the rest of the season...Posted season-best T14 at the HP Byron Nelson Championship.

PERSONAL:

Lists his father and Elvis Presley as his heroes.

PLAYER STATISTICS:

Scoring Average	71.34	(N/A)
Driving Distance	273.5	(N/A)
Driving Accuracy Percentage	55.46%	(N/A)
Greens in Regulation Percentage	60.34%	(N/A)
Strokes Gained - Putting	.214	(N/A)

MISC STATISTICS:

CAREER PGA TOUR LOW ROUND/ROUND

64–2010 Bob Hope Classic/2

LARGEST PGA TOUR PAYCHECK

\$135,720–2010 Mayakoba Golf Classic at Riviera Maya-Cancun/T4

HIGHEST OWGR RANK

After 2010 Waste Management Phoenix Open/127

PGA TOUR CAREER SUMMARY

Year	Events Played	Cuts Made	1st	2nd	3rd	Top 10	Top 25	FedExCup Pts	FedExCup Rank	Earnings	Money Rank
2011	16	7					1	192	192	183,510	194
2010	26	18				3	7	96	96	815,961	119
2008	24	12					4	197	197	339,959	174
2006	1	1								29,459	
Total	67	38				3	12			1,368,888	389

NATIONWIDE TOUR CAREER SUMMARY

Year	Events Played	Cuts Made	1st	2nd	3rd	Top 10	Top 25	Earnings	Money Rank
2009	25	18	1	3		7	12	415,114	2
2007	28	16		1		5	9	209,876	23
2006	26	13		1	1	6	7	180,167	28
2005	25	15	1			3	5	152,795	31
2004	5	4				1	2	31,150	119
2002	1								
2001	1	1						2,841	230
Total	111	67	2	5	1	22	35	991,943	24

TOP TOURNAMENT SUMMARY

Tournament	'06	'10	'11
The Masters			
US Open		T40	
British Open			
PGA Championship			
THE PLAYERS		CUT	CUT
TOUR Championship			
WGC-Accenture			
WGC-Cadillac			
WGC-Bridgestone			
WGC-HSBC Champions			
The Barclays		T64	
Deutsche Bank Championship		CUT	
BMW Championship			

Nicolas Colsaerts



EXEMPT STATUS: None/International Player

HEIGHT: 6-1

WEIGHT: 154

BIRTHDATE: November 14, 1982

BIRTHPLACE: Schaerbeek, Belgium

RESIDENCE: Brussels, Belgium

FAMILY: Single

SPECIAL INTERESTS: Sports, music

TURNED PRO: 2000

INTERNATIONAL VICTORIES:

(3): 2009 SK Golf Challenge [EurChal], Dutch Futures [EurChal]. 2011 Volvo China Open [Eur].

NATIONAL TEAMS:

World Cup (1), 2011; Seve Trophy (1), 2011.

2011 PGA TOUR HIGHLIGHTS:

Had a career year, with three top-three finishes and his first European Tour title included despite battling a mid-season injury that sidelined him for four weeks. At the British Open, while riding a scooter with his father near Royal St. George's, he fell from a scooter and cracked his radius, forcing him to withdraw from the British Open, the Irish Open, the World Golf Championships-Bridgestone Invitational and the PGA Championship...He won the Volvo China Open, co-sanctioned with the Asian Tour, by four strokes over Pablo Martin, Danny Lee and Soren Kjeldsen in Chengdu. The victory was worth €350,946. He became just the second Belgian golfer to win on the European Tour, joining Philippe

Touissant, winner of the 1974 Benson and Hedges International. The 37-year gap is the longest for a country winning its first and second titles in Tour history. His winning score of 24-under 264 broke the 72-hole scoring record at the Volvo China Open...His victory in China earned him a berth in the Volvo World Match Play Championship, where he made it to the semifinals against Ian Poulter. He led Poulter, 3-up, after seven holes and was 2-up with four to play before eventually dropping the match to Poulter, who went on to win the tournament...He was again T3 six weeks later at the weather-shortened Barclays Scottish Open...His final top-10 of the season was a T9 at the Alfred Dunhill Links Championship in early October...Qualified for the OMEGA Mission Hills World Cup for the first time. It was Belgium's first appearance in the tournament since 1991. Joined with Jerome Theunis to finish 28th.

PERSONAL:

Great-grandfather represented Belgium in basketball and water polo at the 1920 Olympic Games...Admires Michael Jordan, Fred Couples and the late Seve Ballesteros, tennis players Roger

Federer, John McEnroe and Goran Ivanisevic, motorcycle racer Valentino Rossi, darts player Bobby George and soccer players Eric Cantona and Zinedine Zidane...Played numerous sports as a youth, concentrating on field hockey and golf before finally putting all his focus onto golf...While rehabbing a broken arm in the summer of 2011, he caddied for friend Patrick Brose at the Belgium Foursome Championships, a noted amateur event in his home country...Has worked on his short game with Dave Stockton.

PLAYER STATISTICS:

Scoring Average	72.40	(N/A)
Driving Distance	310.8	(N/A)
Driving Accuracy Percentage	67.86%	(N/A)
Greens in Regulation Percentage	58.33%	(N/A)

MISC STATISTICS:

CAREER PGA TOUR LOW ROUND/ROUND

74-2011 U.S. Open/2

HIGHEST OWGR RANK

After 2011 Frys.com Open/69

PGA TOUR CAREER SUMMARY

Year	Events Played	Cuts Made	1st	2nd	3rd	Top 10	Top 25	FedExCup Pts	FedExCup Rank	Earnings	Money Rank
2011	1										
2004	1										
Total	2										

EUROPEAN TOUR 2011 SUMMARY

Year	Events Played	Cuts Made	1st	Earnings	Money Rank
2011	19	16	1	1,332,951	

ASIAN TOUR 2011 SUMMARY

Year	Events Played	Cuts Made	1st	Earnings	Money Rank
2011	2	1		19,800	

TOP TOURNAMENT SUMMARY

Tournament	'04	'11
The Masters		
US Open		CUT
British Open	CUT	
PGA Championship		
THE PLAYERS		
TOUR Championship		
WGC-Accenture		
WGC-Cadillac		
WGC-Bridgestone		DNS
WGC-HSBC Champions		T20
The Barclays		
Deutsche Bank Championship		
BMW Championship		

Erik Compton



EXEMPT STATUS: 13th on 2011 Nationwide Tour money list
HEIGHT: 5-8
WEIGHT: 150
BIRTHDATE: November 11, 1979
BIRTHPLACE: Miami, FL
RESIDENCE: Coral Gables, FL

FAMILY: Wife, Barbara; Petra
SPECIAL INTERESTS: Fishing
EDUCATION: University of Georgia
TURNED PRO: 2001
 Nationwide Tour Graduate (2011)
JOINED TOUR: 2012

PGA TOUR BEST FINISHES:

T25–2011 Northern Trust Open

BEST 2011 PGA TOUR FINISHES:

T25–Northern Trust Open.

INTERNATIONAL VICTORIES:

(3): 2003 Michelin Guadalajara Classic [Can]. 2004 E-Loan Central Valley Classic [Can], MTS Classic [Can].

NATIONAL TEAMS:

Walker Cup (1), 2001; Palmer Cup (1), 2001.

2011 PGA TOUR HIGHLIGHTS:

Finished No. 13 on the Nationwide Tour to guarantee membership to the PGA TOUR for the first time in his career...Made six starts on the PGA TOUR, with only missed cut coming at the AT&T National. Finished T25 at the Northern Trust Open for his only top-25 finish in what is now 30 career starts on

the PGA TOUR...Finished T4 at the Panama Claro Championship to open the season. Birdied the final hole Sunday morning to take a one-stroke lead after 54 holes in the weather-delayed event. Struggled during the final round but still managed to hold the lead through 13 holes and was one back after 17. A double bogey at the 18th dropped him three back of eventual winner Mathew Goggin...Added another T4 at the Fresh Express Classic, which was reduced to a 54-hole event after fog delayed and later canceled the final round. Fired a 6-under 64 in the third round to move into contention. Wound up four shots back of winner Daniel Chopra...Earned his first Tour title with a two-stroke win at the Mexico Open. Posted a 7-under 65 in the final round to overcome a two-stroke deficit. Grabbed sole possession of the lead for the first time after making back-to-back birdies on Nos. 13 and 14 Sunday to move to 16-under par. A birdie on the par-4 16th hole put him at 17-under 271, where he finished, clinching victory in his 95th Tour start.

PERSONAL:

Because of viral cardiomyopathy, he had first heart transplant in 1992 and took up the game of golf as part of his rehabilitation. Had second heart transplant in 2008 and five months later finished T60 at the Children's Miracle Network Classic on the

PGA TOUR...With an American father and a Norwegian mother, he holds dual citizenship and has had his heart-transplant story told in the Norwegian media...Never travels without his blanket...Favorite movie is "Braveheart." Favorite pro team is the Miami Dolphins. Favorite vacation spot is Norway...Biggest thrill outside of golf is the birth of his daughter. Biggest thrill in golf is playing in the 2010 U.S. Open...Something on his bucket list is to win a PGA TOUR event...Is involved with the Transplant Foundation.

PLAYER STATISTICS:

Scoring Average	71.86	(N/A)
Driving Distance	289.5	(N/A)
Driving Accuracy Percentage	59.66%	(N/A)
Greens in Regulation Percentage	60.78%	(N/A)
Strokes Gained - Putting	.093	(N/A)

MISC STATISTICS:

CAREER PGA TOUR LOW ROUND/ROUND

63–2010 The Greenbrier Classic/1

LARGEST PGA TOUR PAYCHECK

\$51,838–2011 Northern Trust Open/T25

HIGHEST OWGR RANK

After 2011 Travelers Championship/239

PGA TOUR CAREER SUMMARY

Year	Events Played	Cuts Made	1st	2nd	3rd	Top 10	Top 25	FedExCup Pts	FedExCup Rank	Earnings	Money Rank
2011	6	5					1			95,542	
2010	7	5								77,245	
2009	5	2								27,524	
2008	1	1								10,074	
2005	1	1								15,895	
2004	2	1								11,050	
2003	1										
2002	5	2								22,438	
2001	1										
2000A	1	1									
Total	30	18					1			259,767	

NATIONWIDE TOUR CAREER SUMMARY

Year	Events Played	Cuts Made	1st	2nd	3rd	Top 10	Top 25	Earnings	Money Rank
2011	18	14	1			3	8	239,737	13
2010	2	1						4,560	221
2007	19	7					1	20,104	169
2006	21	13				3	4	76,885	72
2005	19	8			1	2	4	69,347	72
2004	7	5		1		1	3	52,552	88
2003	3	2						6,245	219
2002	15	3				1	1	21,184	135
Total	104	53	1	1	1	10	21	490,614	166

TOP TOURNAMENT SUMMARY

<u>Tournament</u>	<u>'10</u>
The Masters	
US Open	CUT
British Open	
PGA Championship	
THE PLAYERS	
TOUR Championship	
WGC-Accenture	
WGC-Cadillac	
WGC-Bridgestone	
WGC-HSBC Champions	
The Barclays	
Deutsche Bank Championship	
BMW Championship	

Chris Couch



EXEMPT STATUS: 99th on 2011 money list

HEIGHT: 6-4

WEIGHT: 225

BIRTHDATE: May 1, 1973

BIRTHPLACE: Fort Lauderdale, FL

RESIDENCE: Gainesville, FL

FAMILY: Christian (9/13/00), Cayden (6/4/04), Cora (6/12/09)

SPECIAL INTERESTS: Fishing, video games, playing with sons

EDUCATION: University of Florida (1995)

TURNED PRO: 1995

Q-SCHOOL: 1998

Nationwide Tour Graduate (2003, 2005)

JOINED TOUR: 1999

PGA TOUR VICTORIES (1):

2006 Zurich Classic of New Orleans

BEST 2011 PGA TOUR FINSHES:

T5-Transitions Championship.

2011 PGA TOUR HIGHLIGHTS:

Finished T7 at the Bob Hope Classic in his first start of the season. Only other top 10 in his first

start of the season came at the 1999 Sony Open in Hawaii...All three of his top-10s came in his first five starts of the season en route to a No. 94 position in the FedExCup and No. 99 finish on the money list.

PLAYER STATISTICS:

Scoring Average	70.60	(61)
Driving Distance	296.8	(44)
Driving Accuracy Percentage	64.96%	(49)
Greens in Regulation Percentage	64.99%	(109)
Strokes Gained - Putting	.272	(44)

MISC STATISTICS:

CAREER PGA TOUR LOW ROUND/ROUND
63-3 times, most recent 2010 Turning Stone Resort Championship/3

LARGEST PGA TOUR PAYCHECK
\$1,080,000-2006 Zurich Classic of New Orleans/1

HIGHEST OWGR RANK
After 2006 Zurich Classic of New Orleans/103

PGA TOUR CAREER SUMMARY

Year	Events Played	Cuts Made	1st	2nd	3rd	Top 10	Top 25	FedExCup Pts	FedExCup Rank	Earnings	Money Rank
2011	21	16				3	5	94	94	922,496	99
2010	23	11				2	5	79	79	888,146	109
2009	8	3						209	209	56,665	222
2007	30	10					4	153	153	355,386	167
2006	27	10	1			1	4			1,356,731	66
2005	1	1					1			96,667	
2004	24	4				1	1			100,283	217
1999	30	6				1	1			121,752	181
1990A	1										
Total	165	61	1			8	21			3,898,125	248

NATIONWIDE TOUR CAREER SUMMARY

Year	Events Played	Cuts Made	1st	2nd	3rd	Top 10	Top 25	Earnings	Money Rank
2008	1	1						1,693	288
2005	21	10	2	1		5	7	337,205	3
2004	1								
2003	21	13	2	2		6	9	342,874	4
2002	23	10					4	33,072	108
2001	26	14	1			3	7	145,536	25
2000	27	14			1	3	5	74,764	66
1998	25	13				1	5	28,349	72
1997	17	8				1	5	23,175	79
Total	162	83	5	3	1	19	42	986,668	27

TOP TOURNAMENT SUMMARY

Tournament	'99	'04	'05	'06	'07	'10	'11
The Masters							
US Open							
British Open							
PGA Championship				CUT			
THE PLAYERS					CUT	T17	T50
TOUR Championship							
WGC-Accenture							
WGC-Cadillac							
WGC-Bridgestone				T68			
WGC-HSBC Champions							
The Barclays		T76		CUT		T21	W/D
Deutsche Bank Championship		CUT				CUT	CUT
BMW Championship	CUT	W/D	T13	CUT			

Fred Couples



EXEMPT STATUS: Past Champion
HEIGHT: 5-11
WEIGHT: 185
BIRTHDATE: October 3, 1959
BIRTHPLACE: Seattle, WA
RESIDENCE: Charlotte, NC

SPECIAL INTERESTS: All sports, tennis, antiques, bicycling, vintage cars
EDUCATION: University of Houston
TURNED PRO: 1980
Q-SCHOOL: Fall 1980
JOINED TOUR: 1981

PGA TOUR VICTORIES (15):

1983 Kemper Open. 1984 Tournament Players Championship. 1987 Byron Nelson Golf Classic. 1990 Nissan Los Angeles Open. 1991 Federal Express St. Jude Classic. 1991 B.C. Open. 1992 Nissan Los Angeles Open. 1992 Nestle Invitational. 1992 Masters Tournament. 1993 Honda Classic. 1994 Buick Open. 1996 THE PLAYERS Championship. 1998 Bob Hope Chrysler Classic. 1998 Memorial Tournament. 2003 Shell Houston Open

BEST 2011 PGA TOUR FINSHES:

T7—Northern Trust Open.

INTERNATIONAL VICTORIES:

(5): 1991 Johnnie Walker World Championship. 1994 World Cup [indiv]. 1995 Dubai Desert Classic [Eur], Johnnie Walker Classic [Eur], Johnnie Walker World Championship [Eur].

NATIONAL TEAMS:

The Presidents Cup (5), 1994, 1996, 1998, 2005. The Presidents Cup Captain (2), 2009, 2011; Ryder Cup (5), 1989, 1991, 1993, 1995, 1997; World Cup (4), 1992, 1993, 1994, 1995; USA vs. Japan (1), 1984; Asahi Glass Four Tours World Championship of Golf (2), 1990, 1991; Dunhill Cup (4), 1991, 1992, 1993, 1994.

OTHER VICTORIES:

(27): 1983 JC Penney Classic [with Jan Stephenson]. 1990 Franklin Templeton Shark Shootout [with Raymond Floyd], Sazale Classic, RMCC Invitational. 1992 World Cup [with Davis Love III]. 1993 Telus

Skins Game, World Cup [with Davis Love III], Dunhill Cup [with John Daly and Payne Stewart]. 1994 Telus Skins Game, Franklin Templeton Shark Shootout [with Brad Faxon], World Cup [with Davis Love III]. 1995 Skins Game, World Cup [with Davis Love III]. 1996 Telus Skins Game, Skins Game. 1998 Telus Skins Game. 1999 Franklin Templeton Shark Shootout [with David Duval], Skins Game, Diners Club Matches [with Mark Calcavecchia]. 2000 Telus Skins Game. 2001 Hyundai Team Matches [with Mark Calcavecchia]. 2003 Skins Game, Tylenol Par-3 Shootout at Treetops Resort. 2004 Skins Game, Tylenol Par-3 Shootout at Treetops Resort. 2006 ING Par-3 Shootout.

2011 PGA TOUR HIGHLIGHTS:

Made five PGA TOUR starts, highlighted by a pair of top-15 finishes. Had five top-10s in nine Champions Tour starts, marked by a pair of wins...On the PGA TOUR, posted a T7 at the Northern Trust Open in his second TOUR start of the year. Held the outright, second-round lead at 8-under following a 5-under-par 66. Entered the final round one shot off the lead and took the lead with birdies on his first three holes. Fell from the top of the scoreboard following a bogey on No. 6 and a double on No. 7. Earned best finish on TOUR since a solo sixth at the 2010 Masters. The top-10 was his 14th in 29 career appearances at the Los Angeles-area event...Earned a spot in the 2012 PLAYERS Championship, a tournament he's won twice, with his victory at the Constellation Energy Senior Players Championship in a playoff over John Cook, his first senior major championship as a member of the Champions Tour. Win at Westchester CC also made him just the third player to claim both a PLAYERS Championship and a Senior Players Championship in his career...Finished T5 in defense of his title at the Toshiba Classic in March...Two months after his Senior Players victory, won his second title of the season with a tournament-record seven-stroke victory over Mark Calcavecchia at the

AT&T Championship. Finished with a tournament-record, 54-hole total of 23-under-par 193, which included a 10-under-par 62 Saturday, equaling his career low in any PGA TOUR event. Had 26 birdies in the three-day event...In November, captained the U.S. Presidents Cup team to a 19-15 victory of the International team. Improved his record to 2-0 as the captain in the biennial event.

PERSONAL:

Roomed with Blaine McCallister and CBS broadcaster Jim Nantz at University of Houston...His charity is Millie Medlin Violet Sobich Couples Fund, in memory of mother...Serves as host of the Fred Couples Invitational, a charity event in hometown of Seattle...Introduced to game by his father, who worked in the Seattle Parks and Recreation Department...Inducted into the National Italian American Sports Hall of Fame in Chicago in November 2007...Selected for the Texas Sports Hall of Fame in the fall of 2011.

PLAYER STATISTICS:

Scoring Average	71.07	(N/A)
Driving Distance	290.9	(N/A)
Driving Accuracy Percentage	61.51%	(N/A)
Greens in Regulation Percentage	67.28%	(N/A)
Strokes Gained - Putting	-.468	(N/A)

MISC STATISTICS:

CAREER PGA TOUR LOW ROUND/ROUND

62—1990 Nissan Los Angeles Open/3

LARGEST PGA TOUR PAYCHECK

\$810,000—2003 Shell Houston Open/1

HIGHEST OWGR RANK

After 1996 THE TOUR Championship/4

PGA TOUR CAREER SUMMARY

Year	Events Played	Cuts Made	1st	2nd	3rd	Top 10	Top 25	FedExCup Pts	FedExCup Rank	Earnings	Money Rank
2011	5	4				1	2	173	173	371,081	158
2010	7	4				1	2	167	167	397,406	169
2009	16	10			2	4	5	84	84	1,197,971	75
2008	18	12				3	6	118	118	949,281	109
2007	3	1						227	227	43,085	230
2006	17	12			1	2	4			780,361	110
2005	22	15		1	1	4	9			1,804,179	38
2004	16	12		1		3	8			1,396,109	50
2003	18	17	1			4	9			1,820,495	34
2002	18	13		1		2	7			646,703	103
2001	19	14					4			385,984	131
2000	19	17				5	11			990,215	47
1999	16	13				6	7			769,192	56
1998	17	16	2	2	1	5	10			1,650,389	9
1997	15	13				7	7			448,385	55
1996	18	16	1	1		9	12			1,248,694	6
1995	15	12				4	7			299,259	63
1994	15	15	1	2		5	8			625,654	23
1993	19	17	1	2		9	15			796,579	10
1992	22	20	3	2	3	12	19			1,344,188	1
1991	21	20	2		4	9	12			791,749	3
1990	22	17	1	1	3	9	12			757,999	9
1989	24	21		1	2	9	17			653,944	11
1988	27	25		1	1	10	19			489,822	21
1987	27	21	1			9	15			441,025	19
1986	26	16		1		1	6			116,065	76
1985	26	23				7	10			171,272	38
1984	26	24	1		2	9	19			334,573	7
1983	30	23	1		1	7	15			209,733	19
1982	28	18			1	2	9			77,606	54
1981	25	19		1	1	4	9			78,939	54
1979A	1	1									
Total	598	481	15	17	23	162	295			22,087,938	26

CHAMPIONS TOUR CAREER SUMMARY

Year	Events Played	Cuts Made	1st	2nd	3rd	Top 10	Top 25	Earnings	Money Rank
2011	10	10	2			6	8	1,042,953	13
2010	17	17	4	4	1	13	16	2,344,894	2
Total	27	27	6	4	1	19	24	3,387,847	93

AUSTRALIAN TOUR 2011 SUMMARY

Year	Events Played	Cuts Made	1st	Earnings	Money Rank
2011	1	1		18,477	

TOP TOURNAMENT SUMMARY

Tournament	'79	'81	'82	'83	'84	'85	'86	'87	'88	'89	'90	'91
The Masters				T32	10	T10	T31		T5	T11	5	T35
US Open	T48		CUT	CUT	T9	T39		T46	T10	T21	CUT	T3
British Open					T4		T46	T40	T4	T6	T25	T3
PGA Championship			T3	T23	T20	T6	T36	CUT	CUT	CUT	2	T27
THE PLAYERS			CUT	CUT	1	T49	CUT	CUT	T23	T4	CUT	T23
TOUR Championship								T12	7	T7	T22	T16
WGC-Accenture												
WGC-Cadillac												
WGC-Bridgestone												
WGC-HSBC Champions												
The Barclays		CUT		T8	T8	T76		T7	T30	T5	CUT	T10
Deutsche Bank Championship												
BMW Championship		CUT		CUT	T20		PT2	CUT			T20	3

Tournament	'92	'93	'94	'95	'96	'97	'98	'99	'00	'01	'02	'03
The Masters	1	T21		T10	T15	T7	T2	T27	T11	26	T36	T28
US Open	T17	T16	T16	CUT		T52	T53	CUT	T16	CUT		T66
British Open	CUT	T9			T7	T7	T66		6	CUT		T46
PGA Championship	T21	T31	T39	T31	T41	T29	T13	T26	CUT	T37		T34
THE PLAYERS	T13	T39		T29	1	T10	T42	T4	T33	T58	CUT	10
TOUR Championship	T5	T10	T29		5		T24					
WGC-Accenture								T9	T33			
WGC-Cadillac												T10
WGC-Bridgestone								T15				T21
WGC-HSBC Champions												
The Barclays	T9	T16	T27					T10	T16	T32	T39	T13
Deutsche Bank Championship												
BMW Championship	T3	T25	T26	T29	T26	T62			T9			

Tournament	'04	'05	'06	'07	'08	'09	'10	'11
The Masters	T6	T39	T3	T30	CUT	CUT	6	T15
US Open	CUT	T15	T48					
British Open		T3	CUT					
PGA Championship		T70	CUT		CUT	T36		
THE PLAYERS	CUT	CUT	35		T15	CUT		
TOUR Championship								
WGC-Accenture	T17	T17	T33					
WGC-Cadillac	T36	T15	DNS					
WGC-Bridgestone	T32	T28	W/D	DNS				
WGC-HSBC Champions								
The Barclays	T4	CUT	83		CUT	T41		
Deutsche Bank Championship		T8			CUT	CUT		
BMW Championship								

Ben Crane



EXEMPT STATUS: Multiple tournament winner (through 2013)

HEIGHT: 5-11

WEIGHT: 165

BIRTHDATE: March 6, 1976

BIRTHPLACE: Portland, OR

RESIDENCE: Westlake, TX

FAMILY: Wife, Heather; Cassidy Olivia (12/5/06), Brayden McCully (10/20/08), Saylor Mackenzie (10/17/2011)

SPECIAL INTERESTS: Ping-pong, fishing, fitness, family

EDUCATION: University of Oregon (1999, Sociology)

TURNED PRO: 1999

Q-SCHOOL: 2001

Nationwide Tour Alumnus

JOINED TOUR: 2002

PGA TOUR VICTORIES (4):

2003 BellSouth Classic. 2005 U.S. Bank Championship in Milwaukee. 2010 Farmers Insurance Open. 2011 The McGladrey Classic

BEST 2011 PGA TOUR FINSHES:

P1—The McGladrey Classic.

OTHER VICTORIES:

(1): CIMB Asia Pacific Classic Malaysia.

2011 PGA TOUR HIGHLIGHTS:

Capped off his 2011 campaign with a victory at the McGladrey Classic, the fourth win of his career...Posted first of four top-10 finishes at the World Golf Championships-Accenture Match Play Championship (T9), advancing to the third round before losing to Miguel Angel Jimenez, 7 and 6. Has never lost in the first round of the Accenture Match Play Championship in four appearances. Handed Rory McIlroy his worst defeat in the event and equaled the second-largest margin of victory in the tournament's history with an 8-and-7 triumph in the second round...Making his first start since missing his only cut up to that point of the season, at the Masters, recorded his second top-10 finish with a T6

at The Heritage. Since missing the cut in his inaugural appearance at Harbour Town in 2002, has never failed to play on the weekend at the event, with 2011 performance representing his first top-10 finish...Did not crack the top 10 until 14 starts later with a T10 at the Justin Timberlake Shriners Hospitals for Children Open, thanks for four rounds in the 60s...One day before his wife, Heather, was scheduled to deliver their third child, entered the final round of the McGladrey Classic five strokes behind Michael Thompson before rallying with eight birdies in his final 11 holes for a 7-under 63, placing him in a playoff—the first of his career—with Webb Simpson. Parred the first two playoff holes and earned his fourth PGA TOUR win when Simpson missed a 4-foot par putt on the second extra hole. Closing 63 was the lowest finish by a winner this season. With the victory, he earned \$720,000 and moved from No. 89 to No. 50 on the official money list—the position he would maintain at the end of the season. His five-stroke come-from-behind win was the second largest of the season, behind only Brandt Snedeker's six-stroke comeback victory at the RBC Heritage.

PERSONAL:

Was age 5 when his grandfather taught him how to play golf...Doesn't like to know who he will be paired with, saying, "I looked up to a lot of these guys who I'm now playing with. So, I didn't want to have to go to sleep thinking about it. And so that's kind of been my routine. I never want to know who I'm playing

with. Just tell me the time. In 2002, at the Byron Nelson I played with Ernie Els in the final round, it worked good, because I watched Ernie play a lot of golf on TV. So we just kind of kept that routine going. I just never look and find out on the first tee."...Took part in the 2008 BMW Northwest Charity Skins Game with host Ryan Moore, Aaron Baddeley and Bubba Watson to help raise funds for local charities in Washington state...Takes a leading role with his wife, Heather, in support of Love146, an international group dedicated to eradicating the sexual exploitation of children in Thailand, Cambodia and the Philippines...He is the mastermind behind the "Golf Boys" video that he stars in along with Rickie Fowler, Hunter Mahan and Bubba Watson.

PLAYER STATISTICS:

Scoring Average	70.43	(44)
Driving Distance	284.9	(139)
Driving Accuracy Percentage	67.06%	(26)
Greens in Regulation Percentage	66.36%	(68)
Strokes Gained - Putting	.129	(80)

MISC STATISTICS:

CAREER PGA TOUR LOW ROUND/ROUND

62—2005 U.S. Bank Championship in Milwaukee/1

LARGEST PGA TOUR PAYCHECK

\$954,000—2010 Farmers Insurance Open/1

HIGHEST OWGR RANK

After 2005 Merrill Lynch Skins Game/30

PGA TOUR CAREER SUMMARY

Year	Events Played	Cuts Made	1st	2nd	3rd	Top 10	Top 25	FedExCup Pts	FedExCup Rank	Earnings	Money Rank
2011	23	16	1			4	9	96	96	1,679,595	50
2010	24	19	1		1	5	12	27	27	2,841,500	23
2009	27	20			1	4	9	61	61	1,667,085	51
2008	25	19				4	8	59	59	1,488,505	64
2007	9	6					4	190	190	278,252	180
2006	26	20		1		3	9			1,489,093	58
2005	21	18	1	2	1	6	8			2,457,329	19
2004	27	19				5	7			1,036,958	75
2003	27	19	1			3	8			1,419,070	48
2002	30	16		1		2	7			921,076	70
Total	239	172	4	4	3	36	81			15,278,462	58

NATIONWIDE TOUR CAREER SUMMARY

Year	Events Played	Cuts Made	1st	2nd	3rd	Top 10	Top 25	Earnings	Money Rank
2001	26	14	1			4	6	147,474	23
2000	18	11	1			1	4	103,651	48
1999A	1								
1999	1								
1998A	1								
Total	47	25	2			5	10	251,125	340

TOP TOURNAMENT SUMMARY

Tournament	'02	'03	'04	'05	'06	'07	'08	'09	'10	'11
The Masters					CUT	CUT			T24	CUT
US Open	CUT				62		T53	CUT	CUT	CUT
British Open		CUT			T11			CUT	CUT	CUT
PGA Championship		T48	T9	T40	CUT		CUT	T43	T39	T37
THE PLAYERS		CUT	T66		T36		T6	T5	T4	T45
TOUR Championship				T7					T17	
WGC-Accenture					T17	T17			T9	T9
WGC-Cadillac				T37	W/D				T37	DNS
WGC-Bridgestone		T42		T58	16				T58	
WGC-HSBC Champions									T30	T46
The Barclays	CUT	CUT			T29		CUT	T41	T12	CUT
Deutsche Bank Championship		CUT	T62				T10	T69	CUT	T61
BMW Championship	86		DNS	CUT			T33	T45	T45	

Ben Curtis



EXEMPT STATUS: 149th on 2011 money list
HEIGHT: 5-11
WEIGHT: 175
BIRTHDATE: May 26, 1977
BIRTHPLACE: Columbus, OH
RESIDENCE: Stow, OH
FAMILY: Wife, Candace; Liam Benjamin (9/20/06); Addison Marie (12/11/07)

SPECIAL INTERESTS: Family
EDUCATION: Kent State University (2000, Recreation Management)
TURNED PRO: 2000
Q-SCHOOL: 2002
JOINED TOUR: 2003

PGA TOUR VICTORIES (3):

2003 British Open Championship. 2006 Booz Allen Classic. 2006 84 LUMBER Classic

BEST 2011 PGA TOUR FINSHES:

T12-Northern Trust Open.

NATIONAL TEAMS:

Ryder Cup (1), 2008; World Cup (1), 2008; World Amateur Team Championship (1), 2000.

2011 PGA TOUR HIGHLIGHTS:

Failed to record a top-10 finish for the first time since joining the PGA TOUR in 2003. In 23 starts, a T12

at the Northern Trust Open represented his best outing.

PERSONAL:

Grew up only 50 yards from the practice putting green of Mill Creek GC in Ostrander, OH, where grandfather built the course and where his father is superintendent...Started playing golf at age 3, but says he didn't get serious about it until high school. Won the Division II state title his junior and senior years of high school...The week after British Open victory, was a guest on the "Late Show with David Letterman," hitting wedge shots rooftop to rooftop during the telecast, and visited President George W. Bush in the White House...Caddie for most of 2003 was former Kent State University teammate Danny Fahl. Andy Sutton, a long-time caddie on the European Tour, worked for Curtis at the British Open...Is

friends with fellow Kent State alum Lou Holtz, also a member at Lake Nona G&CC in Orlando, FL.

PLAYER STATISTICS:

Scoring Average	70.84	(94)
Driving Distance	276.7	(180)
Driving Accuracy Percentage	71.91%	(5)
Greens in Regulation Percentage	65.82%	(87)
Strokes Gained - Putting	.212	(57)

MISC STATISTICS:

CAREER PGA TOUR LOW ROUND/ROUND
62—2006 Booz Allen Classic/1

LARGEST PGA TOUR PAYCHECK
\$1,112,720—2003 British Open Championship/1

HIGHEST OWGR RANK
 After 2009 Mercedes-Benz Championship/24

PGA TOUR CAREER SUMMARY

Year	Events Played	Cuts Made	1st	2nd	3rd	Top 10	Top 25	FedExCup Pts	FedExCup Rank	Earnings	Money Rank
2011	23	10					3	133	133	423,466	149
2010	24	16				1	5	119	119	812,136	120
2009	18	15				1	4	102	102	799,524	105
2008	22	18		2		5	8	9	9	2,615,798	17
2007	25	15				2	2	110	110	772,321	126
2006	26	17	2			2	7			2,256,326	30
2005	24	8			1	2	2			594,670	129
2004	20	9				1	4			500,818	141
2003	21	13	1			1	3			1,434,911	46
2001	1	1								6,020	
2000	1										
Total	205	122	3	2	1	15	38			10,215,989	115

NATIONWIDE TOUR CAREER SUMMARY

Year	Events Played	Cuts Made	1st	2nd	3rd	Top 10	Top 25	Earnings	Money Rank
2003	1	1					1	5,146	229
2002	4	2					1	6,470	200
2001	2	1					1	6,847	194
1997	1								
Total	8	4					3	18,463	991

EUROPEAN TOUR 2011 SUMMARY

Year	Events Played	Cuts Made	1st	Earnings	Money Rank
2011	1	1		30,829	

TOP TOURNAMENT SUMMARY

Tournament	'03	'04	'05	'06	'07	'08	'09	'10	'11
The Masters		CUT	CUT	T39	CUT	CUT	T35	CUT	
US Open		30	CUT	57	T45	CUT	57	T14	
British Open	1	CUT	CUT	CUT	T8	T7	CUT	CUT	CUT
PGA Championship	CUT	CUT	T34	T60	CUT	T2	T24	CUT	
THE PLAYERS		CUT	CUT	CUT	CUT	T42	T22	T66	T50
TOUR Championship				21		5			
WGC-Accenture		T17					T33		
WGC-Cadillac	T66				T58		T28		
WGC-Bridgestone	T30			T42	80		T64	T39	
WGC-HSBC Champions									
The Barclays	T66				CUT	T4	CUT	CUT	
Deutsche Bank Championship	CUT	CUT			CUT	T27			
BMW Championship	T13	CUT	3	CUT		T13			

John Daly



EXEMPT STATUS: Past Champion

HEIGHT: 5-11

WEIGHT: 185

BIRTHDATE: April 28, 1966

BIRTHPLACE: Carmichael, CA

RESIDENCE: Dardanelle, AR

FAMILY: Shynah Hale (6/10/92), Sierra Lynn (6/1/95), Austin (3/8/99), John Patrick (7/23/03)

SPECIAL INTERESTS: Most sports

EDUCATION: University of Arkansas

TURNED PRO: 1987

Q-SCHOOL: 1990

Nationwide Tour Alumnus

JOINED TOUR: 1991

PGA TOUR VICTORIES (5):

1991 PGA Championship. 1992 B.C. Open. 1994 BellSouth Classic. 1995 British Open Championship. 2004 Buick Invitational

BEST 2011 PGA TOUR FINSHES:

T9-RBC Canadian Open.

INTERNATIONAL VICTORIES:

(4): 1990 AECI Charity Classic [SAf], Hollar Royal Swazi Sun Classic [SAf]. 2001 BMW International Open [Eur]. 2003 Kolon Korean Open [Asia].

NATIONAL TEAMS:

World Cup (1), 1998; Dunhill Cup (3), 1993, 1998, 2000.

OTHER VICTORIES:

(4): 1993 Dunhill Cup [with Fred Couples and Payne Stewart]. 1999 JC Penney Classic [with

Laura Davies]. 2002 Champions Challenge [with Pat Perez]. 2003 Callaway Golf Pebble Beach Invitational.

2011 PGA TOUR HIGHLIGHTS:

Made six cuts in 18 PGA TOUR starts, with one top-10 finish. Best showing in three Nationwide Tour starts was a T23 at the News Sentinel Open. Made 10 European Tour starts, with two made cuts...First TOUR top-10 finish since the end of 2005 came in July at the RBC Canadian Open at Shaughnessy G&CC, his 10th start north of the border. He rallied with four birdies in a five-hole stretch on the back nine Sunday en route to T9 honors.

PERSONAL:

Enjoys writing lyrics and playing guitar. Recorded a largely autobiographical album entitled "My Life," featuring guest performances by Darius Rucker, Willie Nelson, Johnny Lee and Daron Norwood...Instead of flying to tournament sites, purchased large RV and drives to many events...Involved in many charitable causes, most notably Make-a-Wish Foundation and Boys & Girls

Clubs of America. Set up a college scholarship fund for the two daughters of the late Thomas Weaver of Fishers, IN, who was struck by lightning during a first-round storm delay at the 1991 PGA Championship...Donated \$25,000 to Nationwide Tour's Mark Christopher Charity Classic in 2002 and 2003.

PLAYER STATISTICS:

Scoring Average	71.68	(N/A)
Driving Distance	305.0	(N/A)
Driving Accuracy Percentage	53.27%	(N/A)
Greens in Regulation Percentage	61.36%	(N/A)
Strokes Gained - Putting	-.588	(N/A)

MISC STATISTICS:

CAREER PGA TOUR LOW ROUND/ROUND

62-2001 Invensys Classic at Las Vegas/2

LARGEST PGA TOUR PAYCHECK

\$864,000-2004 Buick Invitational/1

HIGHEST OWGR RANK

After 2005 FUNAI Classic at the WALT DISNEY WORLD Resort/23

PGA TOUR CAREER SUMMARY

Year	Events Played	Cuts Made	1st	2nd	3rd	Top 10	Top 25	FedExCup Pts	FedExCup Rank	Earnings	Money Rank
2011	18	6				1	1	200	200	207,963	187
2010	20	14					1	194	194	158,587	193
2009	6	3						215	215	68,815	215
2008	17	5						230	230	56,017	232
2007	24	9					2	170	170	248,501	188
2006	21	8					1			192,134	193
2005	25	16		2		2	6			1,759,921	42
2004	22	17	1	1		5	8			2,359,507	21
2003	22	8				1	1			220,647	171
2002	21	12				2	4			593,595	112
2001	25	16				4	8			828,914	61
2000	26	10					1			115,460	188
1999	22	11					3			186,215	158
1998	25	14				2	6			393,740	77
1997	17	9				1	2			106,762	165
1996	23	14				1	3			173,557	121
1995	23	15	1			1	4			321,748	57
1994	17	9	1			3	4			340,034	49
1993	24	15			1	1	5			225,591	76
1992	25	15	1	1		5	8			387,455	37
1991	33	21	1		2	4	11			574,783	17
1990	3	2					1			10,000	230
1989	6	3					1			14,689	200
1986	1										
Total	466	252	5	4	3	33	81			9,544,633	123

NATIONWIDE TOUR CAREER SUMMARY

Year	Events Played	Cuts Made	1st	2nd	3rd	Top 10	Top 25	Earnings	Money Rank
2011	3	2						3,000	240
2010	2	2					1	7,112	195
1991	1	1						673	276
1990	19	14	1	3		6	11	64,692	9
Total	25	19	1	3		6	12	75,477	636

EUROPEAN TOUR 2011 SUMMARY

Year	Events Played	Cuts Made	1st	Earnings	Money Rank
2011	8	2		28,691	

ASIAN TOUR 2011 SUMMARY

Year	Events Played	Cuts Made	1st	Earnings	Money Rank
2011	2	2		42,513	

AUSTRALIAN TOUR 2011 SUMMARY

Year	Events Played	Cuts Made	1st	Earnings	Money Rank
2011	1				

TOP TOURNAMENT SUMMARY

Tournament	'86	'89	'91	'92	'93	'94	'95	'96	'97	'98	'99	'00
The Masters				T19	T3	T48	T45	T29		T33	T52	CUT
US Open	CUT	T69		CUT	T33	CUT	T45	T27	W/D	T53	68	W/D
British Open				75	T14	81	P1	T66		CUT		CUT
PGA Championship			1	82	T51	CUT	CUT	CUT	T29	CUT		CUT
THE PLAYERS			CUT	72	CUT	CUT		T19	W/D	T16	W/D	T48
TOUR Championship			3									
WGC-Accenture												
WGC-Cadillac												
WGC-Bridgestone												
WGC-HSBC Champions												
The Barclays			CUT		CUT							
Deutsche Bank Championship												
BMW Championship		CUT	T15	CUT	CUT			T47				

Tournament	'01	'02	'03	'04	'05	'06	'07	'08	'09	'10	'11
The Masters		T32		CUT	CUT	CUT					
US Open		T70			T75						
British Open	CUT	CUT	T72	CUT	T15	CUT	CUT	CUT	T27	T48	CUT
PGA Championship	CUT	CUT	CUT	CUT	T74	CUT	T32	CUT	W/D	W/D	CUT
THE PLAYERS	CUT	CUT	T56	79	CUT	T45					
TOUR Championship				18							
WGC-Accenture		T33			T17	T17					
WGC-Cadillac					P2						
WGC-Bridgestone		73		T43	27						
WGC-HSBC Champions											
The Barclays											
Deutsche Bank Championship				T37							
BMW Championship					CUT	T71					

Brian Davis



EXEMPT STATUS: 71st on 2011 money list
HEIGHT: 5-11
WEIGHT: 185
BIRTHDATE: August 2, 1974
BIRTHPLACE: London, England
RESIDENCE: Orlando, FL

FAMILY: Wife, Julie; Oliver (4/16/04), Henry (11/21/05), Madeline (6/23/08)
SPECIAL INTERESTS: All sports, spending time with family
TURNED PRO: 1994
Q-SCHOOL: 2004
JOINED TOUR: 2005

PGA TOUR BEST FINISHES:

2–2007 Stanford St. Jude Championship. T2–2008 Legends Reno-Tahoe Open. 2–2009 HP Byron Nelson Championship. 2–2010 Verizon Heritage. 2–2010 Crowne Plaza Invitational at Colonial

BEST 2011 PGA TOUR FINSHES:

T6–The Barclays.

INTERNATIONAL VICTORIES:

(2): 2000 Peugeot Open de Espana [Eur]. 2004 ANZ Championship [Eur].

NATIONAL TEAMS:

World Cup (1), 2000; Alfred Dunhill Cup (1), 2000; Seve Trophy (1), 2003.

2011 PGA TOUR HIGHLIGHTS:

Posted two top-10 finishes and a career-high 10 top-25 finishes during the season, leading to a career-best No. 39 finish in the FedExCup standings...Recorded his first top 10 with a T9 finish at the Travelers Championship...Thanks to a final-round, 7-under 64, moved to a season-best No. 30 in the FedExCup standings with a T6 at The Barclays, marking the first top 10 in 12 starts in a PGA TOUR Playoffs event.

PERSONAL:

Has had two skin cancers and is affiliated with The Skin Cancer Foundation with the hopes he can educate people about the dangers of the sun and what role prevention can have in helping people maintain their health...Charity efforts also go toward the Arnold Palmer Hospital in Orlando, FL, which treated

his son Henry, who was born with kidney issues, and his daughter, Madeline, after she suffered two collapsed lungs right after birth.

PLAYER STATISTICS:

Scoring Average	70.47	(53)
Driving Distance	283.3	(153)
Driving Accuracy Percentage	70.33%	(10)
Greens in Regulation Percentage	67.35%	(40)
Strokes Gained - Putting	-.021	(110)

MISC STATISTICS:

CAREER PGA TOUR LOW ROUND/ROUND

63–2008 Frys.com Open/2

LARGEST PGA TOUR PAYCHECK

\$702,000–2009 HP Byron Nelson Championship/2

HIGHEST OWGR RANK

After 2004 The Honda Classic/45

PGA TOUR CAREER SUMMARY

Year	Events Played	Cuts Made	1st	2nd	3rd	Top 10	Top 25	FedExCup Pts	FedExCup Rank	Earnings	Money Rank
2011	30	23				2	10	39	39	1,308,009	71
2010	32	18		2		2	5	53	53	1,640,516	46
2009	32	19		1		4	7	58	58	1,874,318	43
2008	34	22		1		2	9	56	56	1,151,558	96
2007	28	22		1		3	5	90	90	1,289,207	71
2006	28	18				2	5			762,281	113
2005	23	15			1	2	6			854,460	98
2004	7	2					1			110,250	
2003	4	3				1	1			228,611	
2000	1										
1999	1	1								9,491	296
1998	1										
Total	221	143		5	1	18	49			9,228,702	130

TOP TOURNAMENT SUMMARY

Tournament	'98	'99	'00	'03	'04	'05	'06	'07	'08	'09	'10	'11
The Masters					CUT							
US Open				T61	CUT						CUT	
British Open	CUT	T68	CUT	T6	CUT	CUT		T53				CUT
PGA Championship				CUT	T13	CUT				CUT	T39	T19
THE PLAYERS					CUT		T20	CUT	CUT	T5	CUT	T26
TOUR Championship												
WGC-Accenture					T33							
WGC-Cadillac				T35								
WGC-Bridgestone												
WGC-HSBC Champions												
The Barclays								T54	T38	CUT	T60	T6
Deutsche Bank Championship						CUT	CUT	T72	T50	T49	T22	T42
BMW Championship							T21		T38	T45	T54	T31

Marco Dawson



EXEMPT STATUS: T8 at PGA TOUR Qualifying Tournament

HEIGHT: 6-0

WEIGHT: 190

BIRTHDATE: November 17, 1963

BIRTHPLACE: Freising, Germany

RESIDENCE: Lakeland, FL

FAMILY: Wife, Heather; Marco, Francisco

SPECIAL INTERESTS: Fishing

EDUCATION: Florida Southern College (1985, Marketing)

TURNED PRO: 1985

Q-SCHOOL: 1990, 1991, 1994, 2005, 2006

Nationwide Tour Graduate (1999, 2002)

JOINED TOUR: 1991

PGA TOUR BEST FINISHES:

2–1995 Greater Milwaukee Open

BEST 2011 PGA TOUR FINSHES:

T18–John Deere Classic.

2011 PGA TOUR HIGHLIGHTS:

Played majority of the year on the Nationwide Tour, with top-10s in 21 starts. Also made three cuts in three starts on the PGA TOUR...With four rounds in the 60s, best TOUR finish was a T18 at the John Deere Classic...On the Nationwide Tour, first top-10 of the year was a T4 at the weather-plagued Fresh Express Classic in California. Was at 8-under par

and four shots off the lead after 54 holes. Tournament's final round was first delayed and later canceled because of heavy fog...Four rounds in the 60s at the Cox Classic earned him his second top-10 of the season, a T9...Saved best finish of the season for last, by finishing solo second at the News Sentinel Open, where he posted four rounds in the 60s and had a chance to win Sunday. Birdied three holes on the back nine to post at 19-under, winding up two strokes back of winner Kirk Triplett. Runner-up effort was his best on Tour since a T2 at the 2002 Oregon Classic...In December, finished T8 at the PGA TOUR Qualifying Tournament at PGA West in Palm Springs, CA, to earn his PGA TOUR card for 2012.

PERSONAL:

Took up golf at age 9 after his family moved to Coral Springs, FL, and lived adjacent to a course.

PLAYER STATISTICS:

Scoring Average	69.87	(N/A)
Driving Distance	299.9	(N/A)
Driving Accuracy Percentage	66.96%	(N/A)
Greens in Regulation Percentage	69.44%	(N/A)
Strokes Gained - Putting	.133	(N/A)

MISC STATISTICS:

CAREER PGA TOUR LOW ROUND/ROUND

61–1991 Chattanooga Classic/1

LARGEST PGA TOUR PAYCHECK

\$166,110–2007 Buick Open/T5

HIGHEST OWGR RANK

After 1996 Honda Classic/130

PGA TOUR CAREER SUMMARY

Year	Events Played	Cuts Made	1st	2nd	3rd	Top 10	Top 25	FedExCup Pts	FedExCup Rank	Earnings	Money Rank
2011	3	3					1	206	206	104,407	215
2010	10	5					2	202	202	108,160	206
2009	6	1						230	230	22,570	240
2008	21	12				2	4	150	150	439,964	164
2007	23	13				1	5	148	148	521,432	145
2006	27	16				1	5			545,076	142
2005	23	18				1	5			526,264	139
2004	6	3								59,550	227
2003	31	11				2	6			601,729	107
2002	1										
2001	19	10					2			172,738	182
2000	11	5								44,290	217
1998	1	1								3,173	340
1997	31	13					2			100,110	168
1996	28	17			1	3	7			261,661	82
1995	25	14		1		2	7			261,214	71
1994	30	13				1	4			121,025	139
1993	32	21				1	4			120,462	124
1992	28	14				2	4			113,464	123
1991	29	12				2	3			96,756	137
1990	2	1								2,154	272
1986	1	1					1			2,080	249
Total	388	204		1	1	18	62			4,228,277	239

NATIONWIDE TOUR CAREER SUMMARY

Year	Events Played	Cuts Made	1st	2nd	3rd	Top 10	Top 25	Earnings	Money Rank
2011	21	16		1		3	6	156,067	32
2010	15	8				1	3	50,714	97
2009	19	14				2	4	79,620	74
2008	1	1				1	1	20,938	145
2007	4	2						4,100	252
2005	3	1						2,207	284
2002	23	17	1	2	1	5	9	227,590	8
2000	5	4					3	19,696	143
1999	21	19		2	2	11	16	201,219	3
1998	1								
1991	4	3				3	3	9,071	102
1990	24	15			1	3	12	29,972	31
Total	141	100	1	5	4	29	57	801,194	56

TOP TOURNAMENT SUMMARY

Tournament	'91	'92	'93	'94	'95	'96	'97	'01	'03	'05	'06
The Masters											
US Open							83		T48		
British Open											
PGA Championship						75					
THE PLAYERS			T46	CUT		T33	CUT				
TOUR Championship											
WGC-Accenture											
WGC-Cadillac											
WGC-Bridgestone											
WGC-HSBC Champions											
The Barclays	CUT	CUT	T55	CUT	T29	W/D			CUT	CUT	CUT
Deutsche Bank Championship									CUT	T10	CUT
BMW Championship	T43	CUT	T75	CUT		CUT	T42	CUT		T16	CUT

Glen Day



EXEMPT STATUS: Past Champion

HEIGHT: 5-10

WEIGHT: 180

BIRTHDATE: November 16, 1965

BIRTHPLACE: Mobile, AL

RESIDENCE: Little Rock, AR

FAMILY: Wife, Jennifer Ralston-Day; Whitney Elizabeth (7/26/94),
Christina Francis (1/26/96)

SPECIAL INTERESTS: hunting

EDUCATION: University of Oklahoma (1988, Finance)

TURNED PRO: 1988

Q-SCHOOL: 1993, 2006, 2008

Nationwide Tour Alumnus

JOINED TOUR: 1994

PGA TOUR VICTORIES (1):

1999 MCI Classic

INTERNATIONAL VICTORIES:

(1): 1990 Benson & Hedges Malaysian Open [Asia]

2011 PGA TOUR HIGHLIGHTS:

Missed the cut in both PGA TOUR starts and withdrew from his lone Nationwide Tour start.

PERSONAL:

Made first foray into golf course design business with Salem Glen near Winston-Salem, NC. Formed Glen Day-Alan Blalock Golf Course Design in 1999. Projects include a course re-design at Oak Mountain State Park in Shelby County, AL, and the Auburn Golf Building for Auburn University; also did course re-design at Vestavia CC, in Vestavia Hills, AL, and working on re-design of the entrance at Vestavia CC. Credits grandfather with encouraging his pursuit of golf career. Grandfather co-signed loan so he could play in Asia and Europe. Father-in-law Bob Ralston is a former Champions Tour and Nationwide Tour player. Used to have pictures of his daughters on buttons he wore on his cap while playing. Serves as host for annual Day For Charity Pro-Am in Little Rock, AR, in support of charities throughout central Arkansas.

PLAYER STATISTICS:

Scoring Average	73.74	(N/A)
Driving Distance	251.4	(N/A)
Driving Accuracy Percentage	76.79%	(N/A)
Greens in Regulation Percentage	56.94%	(N/A)
Strokes Gained - Putting	-1.620	(N/A)

MISC STATISTICS:

CAREER PGA TOUR LOW ROUND/ROUND

62--2 times, most recent 2004 Booz Allen Classic/2

LARGEST PGA TOUR PAYCHECK

\$450,000--1999 MCI Classic/1

HIGHEST OWGR RANK

After 2000 Doral-Ryder Open/30

PGA TOUR CAREER SUMMARY

Year	Events Played	Cuts Made	1st	2nd	3rd	Top 10	Top 25	FedExCup Pts	FedExCup Rank	Earnings	Money Rank
2011	2										
2010	13	6					1	182	182	147,777	195
2009	26	14						150	150	445,720	151
2008	19	13				1	4	116	116	435,263	165
2007	27	16						147	147	397,491	163
2006	12	3				1	1			134,580	207
2005	27	13				1	4			370,221	167
2004	33	17			1	1	5			519,935	138
2003	31	19				3	8			788,557	81
2002	31	22		1	1	2	7			859,930	77
2001	28	17				2	7			715,780	71
2000	28	19				2	9			617,242	75
1999	29	20	1		1	7	10			1,109,513	34
1998	26	21		2	2	6	13			1,283,416	15
1997	29	14				4	6			248,323	98
1996	27	19				2	9			298,131	73
1995	32	15				1	8			201,809	91
1994	30	18		1		4	10			357,236	45
Total	450	266	1	4	5	37	109			8,930,925	136

NATIONWIDE TOUR CAREER SUMMARY

Year	Events Played	Cuts Made	1st	2nd	3rd	Top 10	Top 25	Earnings	Money Rank
2011	1								
2010	10	2					1	10,650	177
2008	7	3					2	19,675	150
2007	1	1						1,879	304
2006	19	8		2		2	4	156,055	35
2005	1	1						2,207	284
1993	3	2					1	2,816	168
1992	1	1					1	1,116	220
1990	1								
Total	44	18		2		2	9	194,399	423

TOP TOURNAMENT SUMMARY

Tournament	'93	'94	'95	'96	'97	'98	'99	'00	'01	'02	'03	'04
The Masters							CUT	T19				
US Open		CUT	CUT			T23	CUT	CUT	CUT			
British Open	CUT				CUT	CUT	CUT					CUT
PGA Championship		T15	CUT	T41	CUT	T29	CUT	T51	CUT			
THE PLAYERS			CUT	CUT	61	T2	CUT	CUT	CUT	T36	T27	T22
TOUR Championship						T18						
WGC-Accenture							T33	T33	T17			
WGC-Cadillac							DQ					
WGC-Bridgestone												
WGC-HSBC Champions												
The Barclays		CUT		T24							CUT	T42
Deutsche Bank Championship											T13	CUT
BMW Championship		T45	T52	T4	71	CUT	T9	T71	CUT	T53	T27	T71

Tournament	'05	'08	'10
The Masters			
US Open			
British Open			CUT
PGA Championship			
THE PLAYERS			
TOUR Championship			
WGC-Accenture			
WGC-Cadillac			
WGC-Bridgestone			
WGC-HSBC Champions			
The Barclays		T24	
Deutsche Bank Championship	T40	CUT	
BMW Championship	CUT		

Jason Day



EXEMPT STATUS: 2010 tournament winner (through 2012)

HEIGHT: 6-0

WEIGHT: 165

BIRTHDATE: November 12, 1987

BIRTHPLACE: Beaudesert, Queensland, Australia

RESIDENCE: Forest Lake, Queensland, Australia; Dublin, OH

FAMILY: Wife, Ellie

SPECIAL INTERESTS: Surfing, dirt biking

TURNED PRO: 2006

Nationwide Tour Graduate (2007)

JOINED TOUR: 2008

PGA TOUR VICTORIES (1):

2010 HP Byron Nelson Championship

BEST 2011 PGA TOUR FINSHES:

2-U.S. Open. T2-Masters Tournament.

NATIONAL TEAMS:

The Presidents Cup (1), 2011.

2011 PGA TOUR HIGHLIGHTS:

Fourth full season on the PGA TOUR led to his second-best finish in the FedExCup (No. 12) and a career-high ninth-place finish on the TOUR money list. Finished the season with a career-best, 10 top-10s...Opened with an even-par 73 but followed with rounds of 66-69-70 to finish T9 at the Hyundai Tournament of Champions in his first career start in Kapalua...Finished T9 in his World Golf Championships-Accenture Match Play Championship debut, advancing to the third round, defeating Kyung-tae Kim (3 and 2) and Paul Casey (4 and 2), before losing (1-up) to J.B. Holmes...Birdied the final two holes for a 4-under 68 and a T2 finish at the Masters Tournament, with Adam Scott, two strokes behind champion Charl Schwartzel. The two joined fellow Aussies Bruce Crampton, Jack Newton and Greg Norman who have come painfully close to winning a green jacket. It was quite a week for Day, who equaled the lowest score (64) in any

round by a first-year participant (Lloyd Mangrum, first round, 1940; Mike Donald, first round, 1990 and David Toms, fourth round, 1998) with an 8-under 64 in the second round, marking the lowest second-round score by any player in Masters history (Miller Barber, 1979 and Jay Haas, 1995). Fell just one stroke shy of the course record, held by Nick Price and Greg Norman. His T2 came in just his third start in a major championship (2011 Masters, T2; 2010 PGA Championship, T10; 2010 British Open, T60)...In his next start, opened with rounds of 69-65 at The Heritage to sit just two shots behind Luke Donald. Failed to keep the momentum, however, with weekend rounds of 71-72 leading to a T9—his fourth top-10 finish of the season...Improved 18 positions to finish T6 with a final-round 68 at THE PLAYERS, his fifth top-10 of the season...Making his title defense, finished solo fifth at the HP Byron Nelson Championship, including closing rounds of 69-67...Finished second in his first career start at the U.S. Open on the strength of a 65-68 finish at Congressional CC. Is the only player to record top 10s in the last three majors (second in 2011 U.S. Open, T2 in 2011 Masters and T10 in 2010 PGA Championship). His only other start in a major was at the 2010 British Open (T60)...Finished T4 at the World Golf Championships-Bridgestone Invitational in just his fourth start in a World Golf Championships event...One year after finishing runner-up at the Deutsche Bank Championship, was T3 at the same venue with four rounds in the 60s...Finished T6 at the TOUR Championship by Coca-Cola for his 10th top-10 and 12th top-25 finish of the season—both career highs...Looked poised to win the Australian Open after opening with three sub-70 rounds, one stroke behind leader John Senden heading into

the final round at The Lakes GC. Struggled Sunday to a 2-over 74 to T4...Made his first Presidents Cup, playing for the International team at Royal Melbourne GC in Australia and finished with a 1-2-1 record.

PERSONAL:

Got his start in golf from his dad, who died when Jason was 12...Was encouraged to attend a golf academy in Australia by his coach, Col Swatton, where he borrowed a Tiger Woods book from his roommate and gained inspiration from reading it.

PLAYER STATISTICS:

Scoring Average	69.71	(9)
Driving Distance	302.6	(14)
Driving Accuracy Percentage	54.70%	(172)
Greens in Regulation Percentage	64.92%	(110)
Strokes Gained - Putting	.624	(7)

MISC STATISTICS:

CAREER PGA TOUR LOW ROUND/ROUND

63-2 times, most recent 2011 World Golf Championships-Bridgestone Invitational/1

LARGEST PGA TOUR PAYCHECK

\$1,170,000-2010 HP Byron Nelson Championship/1

HIGHEST OWGR RANK

After 2011 Wendy's 3-Tour Challenge/7

PGA TOUR CAREER SUMMARY

Year	Events Played	Cuts Made	1st	2nd	3rd	Top 10	Top 25	FedExCup Pts	FedExCup Rank	Earnings	Money Rank
2011	21	18		2	1	10	12	12	12	3,962,647	9
2010	24	18	1	1		5	11	8	8	2,904,327	21
2009	18	14		1		2	7	48	48	1,251,219	69
2008	28	13				2	6	83	83	767,393	136
2006	7	5					2			174,508	
Total	98	68	1	4	1	19	38			9,060,094	133

NATIONWIDE TOUR CAREER SUMMARY

Year	Events Played	Cuts Made	1st	2nd	3rd	Top 10	Top 25	Earnings	Money Rank
2007	19	14	1	1	1	7	10	331,542	5
Total	19	14	1	1	1	7	10	331,542	251

AUSTRALIAN TOUR 2011 SUMMARY

Year	Events Played	Cuts Made	1st	Earnings	Money Rank
2011	2	2		82,270	

TOP TOURNAMENT SUMMARY

Tournament	'08	'09	'10	'11
The Masters				T2
US Open				2
British Open			T60	T30
PGA Championship			T10	CUT
THE PLAYERS			CUT	T6
TOUR Championship			T17	T6
WGC-Accenture				T9
WGC-Cadillac				T45
WGC-Bridgestone			T22	T4
WGC-HSBC Champions				
The Barclays	T31	T12	T5	T13
Deutsche Bank Championship	T50	T19	T2	T3
BMW Championship		T59	T54	T49

Brendon de Jonge (dee-YONG)



EXEMPT STATUS: 76th on 2011 money list

HEIGHT: 6-0

WEIGHT: 230

BIRTHDATE: July 18, 1980

BIRTHPLACE: Harare, Zimbabwe

RESIDENCE: Charlotte, NC

FAMILY: Wife, Mary; Lauren Kenley (1/2/09)

SPECIAL INTERESTS: Fishing

EDUCATION: Virginia Tech (2003, Consumer Studies)

TURNED PRO: 2003

Q-SCHOOL: 2006

Nationwide Tour Alumnus

JOINED TOUR: 2007

PGA TOUR BEST FINISHES:

T3–2010 Puerto Rico Open presented by Banco Popular. 3–2010 The Greenbrier Classic. T3–2010 Viking Classic

BEST 2011 PGA TOUR FINSHES:

T4–The Greenbrier Classic.

NATIONAL TEAMS:

World Cup (1), 2011.

2011 PGA TOUR HIGHLIGHTS:

Fourth full season on the PGA TOUR led to another solid campaign, with a 60th-place finish in

the FedExCup, including 22 made cuts in 30 starts...Collected first top 10 in his eighth start of the year at the Transitions Championship. Back-to-back, 5-under 66s in the second and third rounds left him at 12-under, one off the 54-hole lead and in the final pairing for the first time in his PGA TOUR career. Final-round 73 left him four shots off the winning pace of 14-under...In July, made nine birdies in the third round of the John Deere Classic en route to an 8-under 63, tying his career PGA TOUR low round. The 63 yielded T7 honors...Former Virginia Tech standout and local favorite posted bookend, 4-under 66s at The Greenbrier Classic to T4, making him one of two (Jimmy Walker) players to top 10 in both seasons of the event. Held a share of the second-round lead with Webb Simpson at 7-under. Missed a 5-foot, 7-inch putt on the 72nd hole that would have placed him in the playoff eventually won by Scott Stallings.

PERSONAL:

Lists Nick Price as his hero.

PLAYER STATISTICS:

Scoring Average	70.43	(44)
Driving Distance	287.8	(119)
Driving Accuracy Percentage	64.04%	(60)
Greens in Regulation Percentage	66.45%	(65)
Strokes Gained - Putting	.296	(42)

MISC STATISTICS:

CAREER PGA TOUR LOW ROUND/ROUND
63–3 times, most recent 2011 John Deere Classic/3

LARGEST PGA TOUR PAYCHECK
\$408,000–2010 The Greenbrier Classic/3

HIGHEST OWGR RANK
After 2011 The Heritage/92

PGA TOUR CAREER SUMMARY

Year	Events Played	Cuts Made	1st	2nd	3rd	Top 10	Top 25	FedExCup Pts	FedExCup Rank	Earnings	Money Rank
2011	30	22				3	10	60	60	1,241,326	76
2010	32	24			3	7	11	51	51	2,167,978	34
2009	29	16				2	4	137	137	536,696	139
2007	26	12				2	3	175	175	447,172	155
Total	117	74			3	14	28			4,393,173	234

NATIONWIDE TOUR CAREER SUMMARY

Year	Events Played	Cuts Made	1st	2nd	3rd	Top 10	Top 25	Earnings	Money Rank
2009	3	2						3,670	243
2008	28	22	1	1	3	9	16	437,035	2
2007	5	1						1,770	308
2006	27	18				6	10	149,288	37
2005	25	19				2	9	108,553	51
2004	22	14				1	3	43,792	97
Total	110	76	1	1	3	18	38	744,108	72

TOP TOURNAMENT SUMMARY

Tournament	'10	'11
The Masters		
US Open	T33	
British Open		
PGA Championship	T48	T26
THE PLAYERS	CUT	CUT
TOUR Championship		
WGC-Accenture		
WGC-Cadillac		
WGC-Bridgestone		
WGC-HSBC Champions		
The Barclays	CUT	T58
Deutsche Bank Championship	T45	CUT
BMW Championship	T63	T31

Graham DeLaet (duh-LET)



EXEMPT STATUS: Major Medical Extension
HEIGHT: 5-11
WEIGHT: 165
BIRTHDATE: January 22, 1982
BIRTHPLACE: Weyburn, Saskatchewan, Canada
RESIDENCE: Boise, ID

FAMILY: Wife, Ruby
SPECIAL INTERESTS: Hockey, college football
EDUCATION: Boise State University (2006, Physical Education)
TURNED PRO: 2006
Q-SCHOOL: 2009
JOINED TOUR: 2010

PGA TOUR BEST FINISHES:

T3–2010 Shell Houston Open

BEST 2011 PGA TOUR FINSHES:

T73–FedEx St. Jude Classic.

INTERNATIONAL VICTORIES:

(4): 2008 Desjardins Montreal Open [Can]. 2009 BMG Classic [SAf], ATB Financial Classic [Can], Canadian Tour Players Cup [Can].

NATIONAL TEAMS:

World Cup (2), 2008, 2009

2011 PGA TOUR HIGHLIGHTS:

Sat out the majority of the campaign due to a back injury and will play the 2012 season out of the Major Medical Extension category. Will have 26 events to earn \$657,694 in 2012...Attempted to play beginning in June but experienced back soreness and decided to take the rest of the year off. His season consisted of four starts, finishing T36 on the Nationwide Tour at the Melwood Prince George's County Open and T73 at the FedEx St. Jude Classic. Missed the cut at the PGA TOUR's Travelers Championship and at the Nationwide Tour's Albertsons Boise Open.

PERSONAL:

Favorite course to play is Sahalee CC, would like to play Cypress Point and Augusta National. Favorite college team is Boise State. Favorite pro team is the NHL's Calgary Flames. Favorite TV show is "anything on ESPN." Favorite movie is "The Shawshank Redemption." Favorite entertainer is Russell Peters. Favorite book is "The DaVinci Code." Favorite food is teriyaki chicken...Enjoys watching

Alexander Ovechkin of the NHL's Washington Capitals. Favorite city to visit is Montreal. Dream four-some would include Wayne Gretzky, Bill Murray and Tiger Woods. Also played hockey and volleyball in high school.

PLAYER STATISTICS:

Scoring Average	71.52	(N/A)
Driving Distance	305.3	(N/A)
Driving Accuracy Percentage	62.86%	(N/A)
Greens in Regulation Percentage	62.22%	(N/A)
Strokes Gained - Putting	-.584	(N/A)

MISC STATISTICS:

CAREER PGA TOUR LOW ROUND/ROUND
62–2010 Reno-Tahoe Open/3

LARGEST PGA TOUR PAYCHECK
\$336,400–2010 Shell Houston Open/T3

HIGHEST OWGR RANK
After 2010 Shell Houston Open/126

PGA TOUR CAREER SUMMARY

Year	Events Played	Cuts Made	1st	2nd	3rd	Top 10	Top 25	FedExCup Pts	FedExCup Rank	Earnings	Money Rank
2011	2	1						259	259	10,472	253
2010	28	15			1	3	8	124	124	954,011	100
2009	1	1								13,872	
2007	1										
Total	32	17			1	3	8			978,355	422

NATIONWIDE TOUR CAREER SUMMARY

Year	Events Played	Cuts Made	1st	2nd	3rd	Top 10	Top 25	Earnings	Money Rank
2011	2	1						3,300	234
2010	1								
2009	1	1						5,121	223
2008	2								
2005	1								
2003A	1								
Total	8	2						8,421	

TOP TOURNAMENT SUMMARY

<u>Tournament</u>	<u>'10</u>
The Masters	
US Open	
British Open	
PGA Championship	
THE PLAYERS	
TOUR Championship	
WGC-Accenture	
WGC-Cadillac	
WGC-Bridgestone	
WGC-HSBC Champions	
The Barclays	CUT
Deutsche Bank Championship	
BMW Championship	

Chris DiMarco



EXEMPT STATUS: 113th on 2011 money list

HEIGHT: 6-0

WEIGHT: 180

BIRTHDATE: August 23, 1968

BIRTHPLACE: Huntington, NY

RESIDENCE: Orlando, FL

FAMILY: Wife, Amy; Cristian Alexander (2/11/96), Amanda Elizabeth (1/28/98), Abigale Brooke (1/8/04)

SPECIAL INTERESTS: Family, sports, heart and cancer philanthropy

EDUCATION: University of Florida

TURNED PRO: 1990

Nationwide Tour Graduate (1993, 1997)

JOINED TOUR: 1994

PGA TOUR VICTORIES (3):

2000 SEI Pennsylvania Classic. 2001 Buick Challenge. 2002 Phoenix Open

BEST 2011 PGA TOUR FINSHES:

T11–Puerto Rico Open presented by seepuertorico.com. T11–The Greenbrier Classic.

INTERNATIONAL VICTORIES:

(1): 2006 Abu Dhabi Golf Championship [Eur].

NATIONAL TEAMS:

The Presidents Cup (2), 2003, 2005; Ryder Cup (2), 2004, 2006.

OTHER VICTORIES:

(2): 2002 CVS Charity Classic [with Dudley Hart].
2005 CVS Charity Classic [with Fred Funk].

2011 PGA TOUR HIGHLIGHTS:

Failed to record a top-10 finish for only the third time in 16 full seasons on the PGA TOUR but finished inside the top 125 on the official money list (No. 113) for the first time since the 2007 season...Matching T11 finishes at the Puerto Rico Open and Greenbrier Classic represented the best of his six top-25 finishes.

PERSONAL:

The Norma DiMarco Tee Up For Life Tournament, named after his mother who died of a heart attack in July 2006, has raised more than \$4 million for children with cancer. Donations have been made to the American Cancer Society to support projects like "Reach Out for Cancer Kids," college scholar-

ships and a research endowment. According to the American Cancer Society, the Norma DiMarco Tee Up For Life Tournament is the largest fund-raiser of its kind in the nation...Played on same college team at the University of Florida with TOUR member Dudley Hart.

PLAYER STATISTICS:

Scoring Average	70.91	(103)
Driving Distance	277.9	(178)
Driving Accuracy Percentage	66.67%	(33)
Greens in Regulation Percentage	65.11%	(106)
Strokes Gained - Putting	-.157	(138)

MISC STATISTICS:

CAREER PGA TOUR LOW ROUND/ROUND
61–2001 Invensys Classic at Las Vegas/2

LARGEST PGA TOUR PAYCHECK
\$799,370–2006 British Open Championship/2

HIGHEST OWGR RANK
After 2005 EDS Byron Nelson Championship/6

PGA TOUR CAREER SUMMARY

Year	Events Played	Cuts Made	1st	2nd	3rd	Top 10	Top 25	FedExCup Pts	FedExCup Rank	Earnings	Money Rank
2011	31	16					6	104	104	761,932	113
2010	25	20				1	3	147	147	409,205	165
2009	29	19					4	118	118	584,075	135
2008	29	14				1	5	143	143	590,744	146
2007	24	17				1	5	93	93	950,414	107
2006	26	16		1		2	7			1,537,926	53
2005	24	17		3	1	6	10			3,562,548	7
2004	27	25		2	1	9	17			2,971,842	12
2003	27	23		1	2	10	14			2,350,630	18
2002	29	27	1	1		7	16			2,606,430	11
2001	29	26	1	1	2	10	18			2,595,201	12
2000	33	25	1	2		5	13			1,842,221	19
1999	31	20		1	1	3	8			672,503	62
1998	31	17				2	5			260,334	111
1996	5	3								18,678	245
1995	33	13					3			74,698	174
1994	29	16			1	4	5			216,839	85
1992	1										
1990	1										
1989A	1	1									
Total	465	315	3	12	8	61	139			22,006,220	27

NATIONWIDE TOUR CAREER SUMMARY

Year	Events Played	Cuts Made	1st	2nd	3rd	Top 10	Top 25	Earnings	Money Rank
1997	27	23	1	2	1	8	15	135,513	3
1996	1								
1994	1	1						460	276
1993	29	19		2		10	15	90,687	9
1992	1								
1991	29	13				4	7	23,333	53
Total	88	56	1	4	1	22	37	249,993	341

TOP TOURNAMENT SUMMARY

Tournament	'89	'94	'95	'98	'99	'00	'01	'02	'03	'04	'05	'06
The Masters							T10	T12	W/D	T6	P2	CUT
US Open				T32			T16	T24	T35	T9	CUT	CUT
British Open						CUT	T47	T66	CUT	T63	T67	2
PGA Championship					T41	T15	T16	T39	56	PT2	CUT	T12
THE PLAYERS			CUT		T46	CUT	T55	T36	T21	CUT	CUT	
TOUR Championship						T18	T10	T7	T21	T24	T17	
WGC-Accenture							T33	T17	T33	T9	2	T9
WGC-Cadillac						T25	CNL	T11	T70	T36	T64	T22
WGC-Bridgestone								T28	T33	T6	2	T27
WGC-HSBC Champions												
The Barclays		CUT	CUT	CUT	CUT					T9	T12	T42
Deutsche Bank Championship												
BMW Championship	T43	CUT	CUT	CUT	CUT							

Tournament	'07	'08	'09	'11
The Masters	CUT			
US Open	T45			
British Open	T23			
PGA Championship	CUT	T31		
THE PLAYERS	T12	T54		
TOUR Championship				
WGC-Accenture	T17			
WGC-Cadillac	T32			
WGC-Bridgestone	T4	T12		
WGC-HSBC Champions				
The Barclays	CUT	CUT	CUT	CUT
Deutsche Bank Championship	CUT			
BMW Championship				

Luke Donald



EXEMPT STATUS: 2011 leader in official earnings, multiple tournament winner (through 2016)

HEIGHT: 5-9

WEIGHT: 160

BIRTHDATE: December 7, 1977

BIRTHPLACE: Hemel Hempstead, England

RESIDENCE: Evanston, IL

FAMILY: Wife, Diane; Elle Georgina (2/26/10), Sophia Ann (11/11/11)

SPECIAL INTERESTS: Art, music, wine making

EDUCATION: Northwestern (2001, Art Theory and Practice)

TURNED PRO: 2001

Q-SCHOOL: 2001

JOINED TOUR: 2002

PGA TOUR VICTORIES (4):

2002 Southern Farm Bureau Classic. 2006 The Honda Classic. 2011 World Golf Championships-Accenture Match Play Championship. 2011 Children's Miracle Network Hospitals Classic

BEST 2011 PGA TOUR FINSHES:

1—World Golf Championships-Accenture Match Play Championship. 1—Children's Miracle Network Hospitals Classic.

INTERNATIONAL VICTORIES:

(5): 2004 Scandinavian Masters [Eur], Omega European Masters [Eur]. 2010 Madrid Masters [Eur]. 2011 BMW PGA Championship [Eur], Barclays Scottish Open.

NATIONAL TEAMS:

Ryder Cup (3), 2004, 2006, 2010; World Cup (3), 2004, 2005, 2006. Walker Cup (2), 1999, 2001.

OTHER VICTORIES:

(2): 2004 World Cup [with Paul Casey]. 2005 Target World Challenge.

2011 PGA TOUR HIGHLIGHTS:

Earned his third career PGA TOUR victory and first World Golf Championships triumph, at the Accenture Match Play Championship, with a 3-and-2 victory over Martin Kaymer in the finals. On the road to the championship match, he defeated Charley Hoffman (6 and 5), Edoardo Molinari (2 and 1), Matteo Manassero (3 and 2), Ryan Moore (5 and 4) and Matt Kuchar (6 and 5). It was his first victory since the 2006 Honda Classic, a span of 86 starts during which he collected 28 top 10s. Never trailed in any of his six matches and was never extended to the 18th hole in any match, joining Tiger Woods as champions who never played No. 18 en route to victory. Improved from No. 9 to No. 3 in the Official World Golf Ranking, the highest position of his career...Came back the following week with a T10 finish at The Honda Classic, an event he won in 2006...Finished T6 at the World Golf Championships-Cadillac Championship in his bid to become the sixth player with multiple World Golf Championships victories and just the second player (Tiger Woods) to win consecutive World Golf Championships events. Entered the final round just two shots behind Dustin Johnson, but an even-par 72 left him five strokes behind Nick Watney...Recorded fourth-consecutive top-10 finish with

a T4 finish at the Masters Tournament. With rounds of 72-68-69-69, strung together three rounds in the 60s for the first time in seven starts at the Masters. Has three top-10 finishes at the Augusta National (T3 in 2005, T10 in 2007 and T4 in 2011) and has closed with rounds of 69-69 in both of his best finishes...Knowing a victory would have propelled him to No. 1 in the Official World Golf Ranking, he lost on the third playoff hole to Brandt Snedeker at The Heritage after holding the second- and third-round leads. Extended his TOUR-leading streak of consecutive rounds at par or better to 13, but still fell just shy of winning an event that has seen him finish second (2011), T3 (2010) and T2 (2009) in his last three starts at Harbour Town. It marked his fifth top-10 in six starts, with his only missed cut coming in his first start at the Northern Trust Open. It was the sixth time in seven attempts he has failed to carry the 54-hole lead/co-lead on to victory on the PGA TOUR, with his win at the 2006 Honda Classic the exception...Sixth top-10 finish of the year came in the form of T8 honors at the Zurich Classic of New Orleans in his first appearance there. Shot rounds of 68-71-70-69 and remained in the No.2 spot in the FedExCup standings as Bubba Watson's win moved him into the No. 1 spot...Seventh consecutive top-10 showing came at THE PLAYERS, with rounds of 69-67-71-71 to finish T4, three shots out of the K.J. Choi-David Toms playoff. Earned second-career top five at THE PLAYERS. Seven top 10s in first eight starts equal the total number he had during the entire 2010 season...A week later in Europe, he had a chance to ascend to the No. 1 position in the Official World Golf Ranking. Made it to the finals of the Volvo World Match Play Championship but dropped the championship match to Ian Poulter, 2 and 1, at Finca Cortesin in Spain...Finally made it to No. 1, ascending to the top spot when he defeated Lee Westwood in a playoff at the BMW PGA Championship. Came from behind on the final day to force overtime and then watched as Westwood hit his approach onto the green on the first playoff hole into the water. He added a fifth career European Tour win in early July when he shot a final-round 63 at the rain-shortened Barclays Scottish Open to defeat Fredrik Andersson Hed by four strokes at Castle Stuart GL. The 63 was his low European Tour 18-hole round, and the victory was worth €550,249, putting him atop the Race to Dubai money chart despite only playing seven tournaments...Finished T7 at the Memorial Tournament for his second top 10 in seven starts at the event (T6 in 2008). Leads the FedExCup standings for the first time in his career. Joins Tiger Woods as the only players to hold No. 1 slot in both the FedExCup standings and the Official World Golf Ranking at the same time...Finished T2 at the World Golf Championships-Bridgestone Invitational. It is his third top 10 at the Bridgestone Invitational and first since 2006. Was one of five players to record all four rounds in the 60s at Firestone CC...Became one of just six players with multiple top-10 finishes in the 2011 major championships with a T8 performance

at the PGA Championship (T4 at the Masters his best showing). Closed with matching, 2-under 68s on the weekend for his 10th top-10 finish of the season (tops on TOUR)—equaling his career-high for top 10s in 2006. Played Atlanta Athletic Club's Nos. 1-14 at 10-under par for the week but was 7-over on Nos. 15-18...One season after finishing runner-up at the event, finished T3 at the Deutsche Bank Championship. Ended two strokes behind champion Webb Simpson for his TOUR-leading 11th top-10 finish of the season...Finished fourth at the BMW Championship in his 10th career start at the event. Recorded three straight rounds in the 60s, after opening with a 4-over 75 (75-66-67-68)...Finished T3 at the TOUR Championship by Coca-Cola for his TOUR-leading 13th top-10 finish. It marked the second-straight year he has finished one stroke out of the playoff at East Lake. As a result of his strong play all season, finished No. 3 in the FedExCup for the second-consecutive season. He and Webb Simpson were the only two players with three top-10 finishes in the four Playoff events...Trailed money leader Simpson by \$363,029 with one event left in the 2011 TOUR season. Added the Children's Miracle Network Hospitals Classic to his schedule in an effort to claim the money title. Needed to finish no worse than in a two-way tie for second to have a chance. Paired with Simpson in all four rounds, the world's No. 1-ranked player came from five strokes back in the final round, highlighted by six consecutive, back-nine birdies (Nos. 10-15) to claim the title, his first PGA TOUR stroke-play title since the 2006 Honda Classic. With the win, he took control of the PGA TOUR and European Tour's No. 1 spot in money earnings en route to becoming the first player to end a season at No. 1 on both Tours. Also became the first Englishman to claim the Arnold Palmer Award.

PERSONAL:

Brother Christian caddied for him through 2009. Christian now caddies for Paul Casey...An avid painter. Earned degree in art theory and practice at Northwestern University. Donated one of his paintings to a PGATOUR.COM auction and the winning bid was \$1,640, which was split between PGA TOUR Charities and junior golf charity in Chicago.

PLAYER STATISTICS:

Scoring Average	68.86	(1)
Driving Distance	284.1	(147)
Driving Accuracy Percentage	64.29%	(57)
Greens in Regulation Percentage	67.33%	(41)
Strokes Gained - Putting	.844	(1)

MISC STATISTICS:**CAREER PGA TOUR LOW ROUND/ROUND**
62–2006 AT&T Pebble Beach National Pro-Am/1**LARGEST PGA TOUR PAYCHECK****\$1,400,000**–2011 World Golf Championships-
Accenture Match Play Championship/1**HIGHEST OWGR RANK**
After 2011 Through Week Ending: 01/02/2012/1**PGA TOUR CAREER SUMMARY**

Year	Events Played	Cuts Made	1st	2nd	3rd	Top 10	Top 25	FedExCup Pts	FedExCup Rank	Earnings	Money Rank
2011	19	17	2	2	2	14	16	3	3	6,683,214	1
2010	20	16		3	2	7	10	3	3	3,665,234	7
2009	21	19		1		6	13	30	30	2,174,947	34
2008	11	8		1	1	3	6	105	105	1,456,650	67
2007	20	15		2		5	8	72	72	2,190,053	29
2006	18	16	1		1	10	14			3,177,408	9
2005	18	17		2	1	5	12			2,480,562	17
2004	21	15		1	1	4	12			1,646,268	35
2003	27	17				2	8			705,121	90
2002	30	23	1			1	11			1,088,205	58
2001	7	3					1			80,747	
2000A	3	1									
1999A	2										
Total	217	167	4	12	8	57	111			25,348,410	20

EUROPEAN TOUR 2011 SUMMARY

Year	Events Played	Cuts Made	1st	Earnings	Money Rank
2011	6	6	2	2,668,551	

AUSTRALIAN TOUR 2011 SUMMARY

Year	Events Played	Cuts Made	1st	Earnings	Money Rank
2011	1	1		14,285	

SUNSHINE TOUR 2011 SUMMARY

Year	Events Played	Cuts Made	1st	Earnings	Money Rank
2011	1	1		3,286	

TOP TOURNAMENT SUMMARY

Tournament	'99	'00	'02	'03	'04	'05	'06	'07	'08	'09	'10	'11
The Masters						T3	T42	T10	CUT	T38	CUT	T4
US Open			T18			T57	T12	CUT	W/D	CUT	T47	T45
British Open	CUT	CUT	CUT	CUT	CUT	T52	T35	T63		T5	T11	CUT
PGA Championship				T23	T24	T66	T3	T32		T43	CUT	T8
THE PLAYERS				CUT	CUT	T2	CUT	T16	T27	T37	T26	T4
TOUR Championship						T14	T5			T25	2	T3
WGC-Accenture						T9	T9	T17	T17	T9	T9	1
WGC-Cadillac					T11	T11	T6	T26	T20	T20	T26	T6
WGC-Bridgestone					T16	T6	T8	T22	DNS	T45	T46	T2
WGC-HSBC Champions											T3	
The Barclays			T55	T36	7		T5	CUT		T31	T15	T18
Deutsche Bank Championship				CUT				T60		T54	T2	T3
BMW Championship		CUT	T20	T13	T3	T28	T21	T30		T10	T37	4

Jamie Donaldson



EXEMPT STATUS: None/International Player
HEIGHT: 5-11
WEIGHT: 174
BIRTHDATE: October 19, 1975
BIRTHPLACE: Pontypridd, Rhondda Cynon Taf, Wales

RESIDENCE: Macclesfield, Cheshire, England
FAMILY: Single
SPECIAL INTERESTS: All sports
TURNED PRO: 2000

INTERNATIONAL VICTORIES:

(3): 2001 Telia Grand Prix [EurChall], 2001 BMW Russian Open [EurChall]. 2007 Abierto Telefonica de Guatemala [EurChall].

NATIONAL TEAMS:

World Cup (2), 2009, 2011; Seve Trophy (1), 2011.

2011 PGA TOUR HIGHLIGHTS:

Began the final round of the Omega European Masters, holding a one-stroke lead over Lee Westwood.

Shot a Sunday 70 at Crans-sur-Sierre to drop to a T3, five strokes behind winner Thomas Bjorn...First top-10 of the season came at the Volvo China Open, where he T7...Added another T7 five weeks later, at the BMW PGA Championship. In all, he had eight top-10s and made his second appearance at the OMEGA Mission Hills World Cup, where he joined with Rhys Davies to lead Wales to a T8 showing in China.

PERSONAL:

Devotes charity efforts toward the East Cheshire Hospice based in Macclesfield, Cheshire, England.

PLAYER STATISTICS:

Scoring Average	72.06	(N/A)
Driving Distance	288.0	(N/A)
Driving Accuracy Percentage	57.14%	(N/A)
Greens in Regulation Percentage	69.44%	(N/A)

MISC STATISTICS:

CAREER PGA TOUR LOW ROUND/ROUND

73-2011 PGA Championship/2

HIGHEST OWGR RANK

After 2011 Children's Miracle Network Hospitals Classic/77

PGA TOUR CAREER SUMMARY

Year	Events Played	Cuts Made	1st	2nd	3rd	Top 10	Top 25	FedExCup Pts	FedExCup Rank	Earnings	Money Rank
2011	1										
2006	1										
Total	2										

EUROPEAN TOUR 2011 SUMMARY

Year	Events Played	Cuts Made	1st	Earnings	Money Rank
2011	20	20		930,894	

SUNSHINE TOUR 2011 SUMMARY

Year	Events Played	Cuts Made	1st	Earnings	Money Rank
2011	1	1		27,151	

ASIAN TOUR 2011 SUMMARY

Year	Events Played	Cuts Made	1st	Earnings	Money Rank
2011	2	1		25,800	

TOP TOURNAMENT SUMMARY

Tournament	'06	'11
The Masters		
US Open		
British Open	CUT	
PGA Championship		CUT
THE PLAYERS TOUR Championship		
WGC-Accenture		
WGC-Cadillac		
WGC-Bridgestone		
WGC-HSBC Champions		
The Barclays		
Deutsche Bank Championship		
BMW Championship		

James Driscoll



EXEMPT STATUS: No. 114 on 2011 money list
HEIGHT: 6-0
WEIGHT: 190
BIRTHDATE: October 9, 1977
BIRTHPLACE: Boston, MA
RESIDENCE: Brookline, MA

FAMILY: Single
SPECIAL INTERESTS: Fitness, reading
EDUCATION: University of Virginia
TURNED PRO: 2001
 Nationwide Tour Graduate (2004, 2007)
JOINED TOUR: 2005

PGA TOUR BEST FINISHES:

2–2005 Zurich Classic of New Orleans. 2–2009 Valero Texas Open

BEST 2011 PGA TOUR FINSHES:

5–Travelers Championship.

NATIONAL TEAMS:

Walker Cup (1), 2001.

2011 PGA TOUR HIGHLIGHTS:

Made 24 PGA TOUR starts, with two top-10 finishes, and an even more important top-15 finish at year's end...At the Puerto Rico Open, flirted with a

first-round 59 (11-under-par through 14 holes), ultimately posting a 63 to tie the Trump International GC record for a two-stroke lead. Also held a share of the second-round lead, but rounds of 74-76 on the weekend dropped him to a T42...Finished T8 at the HP Byron Nelson Championship for his first top 10 since finishing T9 at the 2010 Valero Texas Open. Closed at Las Colinas with the best round of the day Sunday, with a 4-under 66 compared to the final-round scoring average of 73.162...Finished fifth at the Travelers Championship, with rounds of 69-64-64-67. It became his first top 10 in Hartford in six careers starts...Came to the season-ending Children's Miracle Network Hospitals Classic ranked 125th on the money list. His eagle-birdie-birdie start in round one helped push him to an eventual T12, moving him to No. 114 on the final money list, safely inside the top 125. Became ill Saturday night before the final round, but managed six birdies Sunday en route to a 4-under 68.

PERSONAL:

Is the youngest of seven children.

PLAYER STATISTICS:

Scoring Average	71.28	(138)
Driving Distance	298.5	(33)
Driving Accuracy Percentage	55.79%	(163)
Greens in Regulation Percentage	63.50%	(144)
Strokes Gained - Putting	-.039	(114)

MISC STATISTICS:

CAREER PGA TOUR LOW ROUND/ROUND
 62–2009 Valero Texas Open/4

LARGEST PGA TOUR PAYCHECK
 \$658,800–2009 Valero Texas Open/2

HIGHEST OWGR RANK
 After 2005 Zurich Classic of New Orleans/119

PGA TOUR CAREER SUMMARY

Year	Events Played	Cuts Made	1st	2nd	3rd	Top 10	Top 25	FedExCup Pts	FedExCup Rank	Earnings	Money Rank
2011	24	12				2	4	123	123	741,010	114
2010	26	13				1	3	133	133	500,625	157
2009	17	8		1		1	1	112	112	807,578	104
2008	28	15				1	7	137	137	708,549	141
2007	2										
2006	29	11								219,904	187
2005	26	11		1		1	4			849,891	100
2002	6	4								34,293	
2001A	2										
2001	2	1								7,208	
1998A	1	1									
Total	163	76		2		6	19			3,869,058	251

NATIONWIDE TOUR CAREER SUMMARY

Year	Events Played	Cuts Made	1st	2nd	3rd	Top 10	Top 25	Earnings	Money Rank
2007	24	13		2		4	8	208,139	24
2004	24	18	1	1	2	7	12	281,161	7
2003	9	6					3	27,466	121
2002	3	2				1	1	16,594	148
Total	60	39	1	3	2	12	24	533,361	142

TOP TOURNAMENT SUMMARY

Tournament	'01	'05	'06	'08	'09	'10	'11
The Masters	CUT						
US Open		CUT					
British Open					CUT		
PGA Championship							
THE PLAYERS			T27			T52	
TOUR Championship							
WGC-Accenture							
WGC-Cadillac							
WGC-Bridgestone							
WGC-HSBC Champions							
The Barclays		CUT	CUT	CUT	CUT		CUT
Deutsche Bank Championship			T27				
BMW Championship		T21	T40				

Jason Dufner



EXEMPT STATUS: 25th in 2011 FedExCup points
HEIGHT: 5-10
WEIGHT: 180
BIRTHDATE: March 24, 1977
BIRTHPLACE: Cleveland, OH
RESIDENCE: Auburn, AL
FAMILY: Single

SPECIAL INTERESTS: Football, baseball
EDUCATION: Auburn University (2000, Economics)
TURNED PRO: 2000
Q-SCHOOL: 2008
 Nationwide Tour Graduate (2003, 2006)
JOINED TOUR: 2004

PGA TOUR BEST FINISHES:

T2–2009 Deutsche Bank Championship. 2–2011 Waste Management Phoenix Open. 2–2011 PGA Championship

BEST 2011 PGA TOUR FINSHES:

P2–Waste Management Phoenix Open. P2–PGA Championship.

2011 PGA TOUR HIGHLIGHTS:

Playoff loss to Keegan Bradley at the PGA Championship highlighted a season that included a career-high in earnings and a top-30 finish in the PGA TOUR Playoffs for the FedExCup...In third start of the year, equaled a career-best showing with a second-place finish to Mark Wilson in a playoff at the Waste Management Phoenix Open. Posted rounds of 65-68-67-66—266, but was overcome by Wilson's 9-foot birdie putt on the second playoff hole. Previous-best finish on TOUR was T2 at the 2009 Deutsche Bank Championship...Fired the best round

of the day Sunday at the Zurich Classic of New Orleans, a 6-under 66, to claim T3 honors...Carded rounds of 69-70-68-72 to finish T6 at THE PLAYERS and notch first top 10 at the event. Unveiled "Birdies for Bama" fundraising program in which he donated \$100 for every birdie and \$500 for every eagle made between THE PLAYERS and the TOUR Championship by Coca-Cola to tornado victims in Alabama...One week after missing the cut at the Crowne Plaza Invitational at Colonial, finished T8 at the HP Byron Nelson Championship for his third top-10 finish in his previous four starts on TOUR...Lost to Keegan Bradley in a three-hole aggregate playoff at the PGA Championship. Held a share of the lead after the second and third rounds. Held a four-shot lead in the final round before recording three straight bogeys (Nos. 15-17). Saved par on the final hole to force a playoff. Went par, bogey, birdie in the playoff to finish even-par, while Bradley went birdie, par, par to finish 1-under...Finished T6 at the BMW Championship, his highest finish in Chicago in all five career starts. Was one of five golfers with all four rounds at par or better...Closed with rounds of 67-65-69 to finish T10 at the CIMB Asia Pacific Classic...Had another top-10 a month later when he had four under-par rounds at the Gary Player CC at the Nedbank Challenge to T3, four strokes behind win-

ner Lee Westwood.

PERSONAL:

Lists Ben Hogan as his hero...Did not start playing golf until age 15.

PLAYER STATISTICS:

Scoring Average	70.20	(24)
Driving Distance	286.8	(125)
Driving Accuracy Percentage	65.81%	(44)
Greens in Regulation Percentage	66.95%	(52)
Strokes Gained - Putting	-.055	(116)

MISC STATISTICS:

CAREER PGA TOUR LOW ROUND/ROUND
63–3 times, most recent 2009 The 50th Bob Hope Classic hosted by Arnold Palmer/1

LARGEST PGA TOUR PAYCHECK
\$865,000—2011 PGA Championship/2

HIGHEST OWGR RANK
 After 2011 PGA TOUR Qualifying Tournament/31

PGA TOUR CAREER SUMMARY

Year	Events Played	Cuts Made	1st	2nd	3rd	Top 10	Top 25	FedExCup Pts	FedExCup Rank	Earnings	Money Rank
2011	23	15		2	1	6	8	25	25	3,057,860	21
2010	25	18				2	7	65	65	1,121,695	80
2009	26	19		1	1	6	8	11	11	2,190,792	33
2008	16	8					2	172	172	284,138	184
2007	32	18				1	5	77	77	574,992	140
2006	2	1								29,459	
2004	28	11				1	2			317,770	164
2001	1										
Total	153	90		3	2	16	32			7,576,705	159

NATIONWIDE TOUR CAREER SUMMARY

Year	Events Played	Cuts Made	1st	2nd	3rd	Top 10	Top 25	Earnings	Money Rank
2008	5	3					1	8,341	194
2006	24	20	1		1	7	11	310,666	8
2005	28	13			1	2	6	97,435	59
2004	2	2						5,545	232
2003	26	20		1		10	14	237,637	10
2002	25	12				2	4	51,832	77
2001	13	11	1			3	7	151,394	21
Total	123	81	2	1	2	24	43	862,851	44

SUNSHINE TOUR 2011 SUMMARY

Year	Events Played	Cuts Made	1st	Earnings	Money Rank
2011	1	1		7,451	

TOP TOURNAMENT SUMMARY

Tournament	'01	'04	'06	'07	'09	'10	'11
The Masters						T30	
US Open	CUT		T40	62		T33	CUT
British Open						CUT	CUT
PGA Championship					CUT	T5	P2
THE PLAYERS					T32	CUT	T6
TOUR Championship					T19		T13
WGC-Accenture							
WGC-Cadillac						T18	
WGC-Bridgestone							
WGC-HSBC Champions					T40		
The Barclays		CUT		T25	CUT	CUT	CUT
Deutsche Bank Championship		T37			T2	T18	T31
BMW Championship		T51	CUT		T30	T45	T6

Ken Duke



EXEMPT STATUS: 7th on 2011 Nationwide Tour money list

HEIGHT: 6-1

WEIGHT: 205

BIRTHDATE: January 29, 1969

BIRTHPLACE: Hope, AR

RESIDENCE: Palm City, FL

FAMILY: Wife, Michelle; Ashleigh Ann (4/23/03), Lauren Faye (7/7/05)

SPECIAL INTERESTS: Fishing

EDUCATION: Henderson State University (1992, Sports Management)

TURNED PRO: 1994

Q-SCHOOL: 2003

Nationwide Tour Graduate (2006, 2011)

JOINED TOUR: 2004

PGA TOUR BEST FINISHES:

2–2007 Zurich Classic of New Orleans. 2–2008 U.S. Bank Championship in Milwaukee. T2–2008 Ginn sur Mer Classic

INTERNATIONAL VICTORIES:

(2): 1999 Shell Payless Open [Can], Bayer Championship [Can].

2011 PGA TOUR HIGHLIGHTS:

Finished No. 7 on the Nationwide Tour money list to earn his first trip to the PGA TOUR since the 2009 season...First top-10 of the year did not come until his 15th start at the Cox Classic in August. Moved into contention with second-round 63. Challenged for the title on the weekend but wound up T2, which jumped him from 91st to 44th on the money list...Put together four consistent rounds at the Albertsons Boise Open in September and finished T3, three shots back of winner Jason Kokrak. Moved 15 spots

up the money list, to No. 32...Entered the season-ending Nationwide Tour Championship 36th on the money list. Rounds of 72-68-70-68-278 (-10) in windy, cool conditions at the season-ending Nationwide Tour Championship at Daniel Island in South Carolina led to his first Tour victory since 2006, when he won once and collected both the money title and Player of the Year honors. Entered the final round one shot back of leader Jason Kokrak, who struggled the last day, and won by two over Scott Brown. The Tour's biggest first prize of the year, \$180,000, helped earn him a return to the PGA TOUR in 2012.

PERSONAL:

As a seventh-grader, was diagnosed with scoliosis. The Arkansas Children's Hospital in Little Rock, AR, determined he had a 26-percent curvature of the spine and advised him to wear a back brace 23 hours a day. Two years later, with the curvature reaching 51 percent, he underwent surgery. Without the procedure, the pressure on his lungs and heart might have become life-threatening. Surgeons attached a 16-inch metal rod to his spine to facili-

ate straightening. Remarkably, just months later he returned to his high school golf team—and playing in a back brace—won medalist honors at a district tournament. In 2009, the University of Arkansas for Medical Sciences established The Ken Duke Endowed Chair in Scoliosis. Funds from the chair treat spinal deformities, tumors and fractures...He credits his dad for giving him his start in golf but says legendary instructor Bob Toski changed his swing and his life. His biggest golf thrill was playing a round at Augusta National in 2009 with Toski, who was 82 at the time...An avid fisherman and country music fan. He lists Larry Bird as his hero.

MISC STATISTICS:

CAREER PGA TOUR LOW ROUND/ROUND

63–2008 Justin Timberlake Shriners Hospitals for Children Open/1

LARGEST PGA TOUR PAYCHECK

\$658,800–2007 Zurich Classic of New Orleans/2

HIGHEST OWGR RANK

After 2008 Ginn sur Mer Classic/71

PGA TOUR CAREER SUMMARY

Year	Events Played	Cuts Made	1st	2nd	3rd	Top 10	Top 25	FedExCup Pts	FedExCup Rank	Earnings	Money Rank
2010	5	3				1	3			220,777	
2009	29	14					2	127	127	382,826	158
2008	33	24		2		5	13	22	22	2,238,885	28
2007	31	24		1		5	10	89	89	1,927,102	37
2006	2	2					1			138,231	
2004	30	14				1	2			301,309	166
2002	4	2								23,163	
1999	2										
1997	1										
1996	1	1					1			8,900	281
Total	138	84		3		12	32			5,241,192	

NATIONWIDE TOUR CAREER SUMMARY

Year	Events Played	Cuts Made	1st	2nd	3rd	Top 10	Top 25	Earnings	Money Rank
2011	24	15	1	1	1	3	7	313,241	7
2010	23	11					2	36,592	118
2006	27	20	1	2	1	9	16	382,443	1
2005	23	10		1	1	3	5	113,102	47
2004	2	2					1	10,765	190
2003	26	19		1		3	6	133,167	33
2002	1								
2000	2								
1995	22	5					1	3,028	179
Total	150	82	2	5	3	18	38	992,338	23

TOP TOURNAMENT SUMMARY

Tournament	'97	'02	'04	'07	'08	'09
The Masters						T35
US Open		CUT		T23		CUT
British Open	CUT					CUT
PGA Championship				T18	T13	CUT
THE PLAYERS				T37	T54	CUT
TOUR Championship					T17	
WGC-Accenture						
WGC-Cadillac						T40
WGC-Bridgestone						
WGC-HSBC Champions						
The Barclays			CUT	CUT	T12	
Deutsche Bank Championship			CUT	T65	T10	
BMW Championship			CUT	T52	T33	

Scott Dunlap



EXEMPT STATUS: T18 at 2011 PGA TOUR Qualifying Tournament

FAMILY: Single

HEIGHT: 5-11

SPECIAL INTERESTS: Politics, movies, jazz

WEIGHT: 185

EDUCATION: University of Florida (1985, Finance)

BIRTHDATE: August 16, 1963

TURNUED PRO: 1985

BIRTHPLACE: Pittsburgh, PA

Q-SCHOOL: 1995, 1998

RESIDENCE: Duluth, GA

JOINED TOUR: 1996

PGA TOUR BEST FINISHES:

T3–1996 Bell Canadian Open. T3–1999 Doral-Ryder Open. T3–2000 THE PLAYERS Championship

2011 PGA TOUR HIGHLIGHTS:

Made eight Nationwide Tour cuts in 22 starts, with no top 10s...Set a personal and course record with an 11-under-par 60 in the second round of the Midwest Classic. A third-round 73 dropped him back in the pack to a T25 finish...In December, he fired five consecutive 70s before a final-round 68 at the PGA TOUR Qualifying Tournament at PGA West helped him earn his TOUR card for the 2012 season.

Ronald Reagan as his hero...Got his start in golf from his dad at age 8...Attended Sarasota High School...Bucket list includes attending the World Cup...Favorite quote is "Often wrong, seldom in doubt." Would love to guest host "Squawk Box" on CNBC.

INTERNATIONAL VICTORIES:

(9): 1994 Manitoba Open [Can]. 1995 South Africa Masters [SAf], Canadian Masters [Can]. 1996 Litoral Open. 1998 Peru Open. 1999 Dimension Data Pro-Am [SAf], Peru Open, Argentine Open. 2000 Peru Open [TLA].

PERSONAL:

Sister, Page, is former LPGA member and former women's golf coach at Vanderbilt...Enjoys discussing politics...Was valedictorian of his high school graduating class. Lists former President

MISC STATISTICS:

CAREER PGA TOUR LOW ROUND/ROUND

64–2 times, most recent 1999 GTE Byron Nelson Classic/1

LARGEST PGA TOUR PAYCHECK

\$270,600–2000 THE PLAYERS Championship/T3

HIGHEST OWGR RANK

After 2000 PGA Championship/58

PGA TOUR CAREER SUMMARY

Year	Events Played	Cuts Made	1st	2nd	3rd	Top 10	Top 25	FedExCup Pts	FedExCup Rank	Earnings	Money Rank
2008	1										
2007	1										
2006	1										
2005	3	2				1	2			204,500	
2004	1										
2003	1	1								7,600	
2002	30	7				1	1			144,454	189
2001	28	14					4			420,777	121
2000	30	23			1	5	12			1,040,244	44
1999	24	19			1	3	7			533,027	78
1998	1	1								16,499	255
1997	32	14					3			120,466	153
1996	28	13			1	2	3			168,682	124
1995	2	2				1	1			44,000	211
1992	1										
Total	184	96			3	13	33			2,700,250	

NATIONWIDE TOUR CAREER SUMMARY

Year	Events Played	Cuts Made	1st	2nd	3rd	Top 10	Top 25	Earnings	Money Rank
2011	22	8					3	36,148	113
2010	26	15				3	6	83,716	76
2009	26	13					3	45,142	112
2008	27	12	1			1	7	170,081	37
2007	26	17					9	79,830	76
2006	26	13				3	7	112,559	56
2005	22	7					3	25,506	137
2004	11	6	1			2	2	103,738	58
2003	23	12				1	3	55,173	82
1998	21	16		1		4	8	64,159	45
1990	16	7				1	3	6,784	104
Total	246	126	2	1		15	54	782,834	60

TOP TOURNAMENT SUMMARY

Tournament	'92	'96	'97	'98	'99	'00	'01	'02
The Masters								
US Open	CUT	CUT	T24				T52	CUT
British Open			CUT	T29	T10	CUT		
PGA Championship					T68	T9	T51	
THE PLAYERS			CUT			T3	T15	CUT
TOUR Championship								
WGC-Accenture							T33	
WGC-Cadillac					T48			
WGC-Bridgestone								
WGC-HSBC Champions								
The Barclays		CUT	T38		T28	T33	CUT	CUT
Deutsche Bank Championship								
BMW Championship			CUT		T27	CUT	CUT	T73

Joe Durant



EXEMPT STATUS: Past Champion

HEIGHT: 5-10

WEIGHT: 170

BIRTHDATE: April 7, 1964

BIRTHPLACE: Pensacola, FL

RESIDENCE: Molino, FL

FAMILY: Wife, Tracey; Connor (8/4/91), Hayes (2/27/98)

SPECIAL INTERESTS: Sports, reading, music

EDUCATION: Huntingdon (AL) College (1987, Marketing)

TURNED PRO: 1987

Q-SCHOOL: 1992

Nationwide Tour Graduate (1996)

JOINED TOUR: 1993

PGA TOUR VICTORIES (4):

1998 Motorola Western Open. 2001 Bob Hope Chrysler Classic. 2001 Genuity Championship. 2006 FUNAI Classic at the WALT DISNEY WORLD Resort

BEST 2011 PGA TOUR FINSHES:

T12–Wyndham Championship.

2011 PGA TOUR HIGHLIGHTS:

Failed to record a top-10 finish for the first time since 2007 and finished outside of the top 125 on the

money list for the fourth time in five years...Finished a season-best T12 at the Wyndham Championship.

PERSONAL:

Took six months away from golf after 1991 Nationwide Tour season. Received license to sell insurance but sold no policies. Also took job at golf equipment retail house, filling orders and stacking boxes. Before returning to TOUR golf, received lecture from wife Tracey about changing his negative outlook on golf course. Gave Chrysler (Town & Country Limited) received for victory at Bob Hope Chrysler Classic to Coachella Valley (CA) Youth Center and Boxing Club. Owns four horses.

PLAYER STATISTICS:

Scoring Average	71.43	(148)
Driving Distance	283.6	(151)
Driving Accuracy Percentage	75.65%	(1)
Greens in Regulation Percentage	71.26%	(3)
Strokes Gained - Putting	-.829	(184)

MISC STATISTICS:

CAREER PGA TOUR LOW ROUND/ROUND

61–2001 Bob Hope Chrysler Classic/2

LARGEST PGA TOUR PAYCHECK

\$828,000–2006 FUNAI Classic at the WALT DISNEY WORLD Resort/1

HIGHEST OWGR RANK

After 2007 AT&T Pebble Beach National Pro-Am/27

PGA TOUR CAREER SUMMARY

Year	Events Played	Cuts Made	1st	2nd	3rd	Top 10	Top 25	FedExCup Pts	FedExCup Rank	Earnings	Money Rank
2011	25	10					4	149	149	358,790	160
2010	19	14		1		2	4	142	142	788,755	124
2009	20	10				1	1	167	167	250,720	182
2008	28	18				2	6	140	140	802,568	129
2007	28	17					7	105	105	723,599	129
2006	28	22	1	1	2	7	7			2,811,139	13
2005	25	15			1	3	5			1,039,699	73
2004	26	16				3	7			952,547	81
2003	28	19		1		4	7			1,119,002	66
2002	28	16					5			427,217	137
2001	25	14	2	1		6	9			2,381,684	14
2000	28	18				4	7			612,882	76
1999	26	13					2			187,062	157
1998	24	15	1			2	6			651,803	43
1997	31	19				3	7			240,936	100
1993	18	2								4,055	279
1987	1										
Total	408	238	4	4	3	37	84			13,352,458	81

NATIONWIDE TOUR CAREER SUMMARY

Year	Events Played	Cuts Made	1st	2nd	3rd	Top 10	Top 25	Earnings	Money Rank
2010	1								
2009	1								
1996	27	23	1	1	2	8	17	159,386	3
1995	27	20		1		7	12	81,697	20
1994	24	12				1	8	20,340	71
1993	11	4				1	1	6,398	127
1992	5	4				1	3	7,025	122
1991	27	16				1	6	16,095	67
1990	4	3						1,930	166
Total	127	82	1	2	2	19	47	292,871	290

TOP TOURNAMENT SUMMARY

Tournament	'97	'98	'99	'00	'01	'02	'03	'04	'05	'06	'07	'08
The Masters			CUT		CUT	CUT					CUT	
US Open		T32	CUT		T24	CUT	CUT				CUT	
British Open		CUT			CUT	T59	CUT		CUT		CUT	
PGA Championship		T40			T51	T60	T39	CUT	T72		T18	
THE PLAYERS	CUT	CUT	76		T10	CUT	T62	T58	5	T36	T28	
TOUR Championship					T10					3		
WGC-Accenture						T33					T33	
WGC-Cadillac					CNL						T65	
WGC-Bridgestone											T14	
WGC-HSBC Champions												
The Barclays	CUT	T63	CUT	T42	CUT		T71		CUT	T70	T60	CUT
Deutsche Bank Championship							T32	W/D				
BMW Championship	T42	1	CUT	T51	CUT	T27	CUT	CUT	T52	T58		

Tournament	'11
The Masters	
US Open	
British Open	
PGA Championship	
THE PLAYERS	CUT
TOUR Championship	
WGC-Accenture	
WGC-Cadillac	
WGC-Bridgestone	
WGC-HSBC Champions	
The Barclays	
Deutsche Bank Championship	
BMW Championship	

David Duval



EXEMPT STATUS: Past Champion

HEIGHT: 6-0

WEIGHT: 180

BIRTHDATE: November 9, 1971

BIRTHPLACE: Jacksonville, FL

RESIDENCE: Denver, CO

FAMILY: Wife, Susie; Deano, Nick, Shalene, Brayden, Sienna Violet

SPECIAL INTERESTS: Reading, fly fishing, snowboarding, spending time with family

EDUCATION: Georgia Tech

TURNED PRO: 1993

Nationwide Tour Graduate (1994)

JOINED TOUR: 1995

PGA TOUR VICTORIES (13):

1997 Michelob Championship at Kingsmill. 1997 Walt Disney World/Oldsmobile Classic. 1997 THE TOUR Championship. 1998 Tucson Chrysler Classic. 1998 Shell Houston Open. 1998 NEC World Series of Golf. 1998 Michelob Championship at Kingsmill. 1999 Mercedes Championships. 1999 Bob Hope Chrysler Classic. 1999 THE PLAYERS Championship. 1999 BellSouth Classic. 2000 Buick Challenge. 2001 British Open Championship

BEST 2011 PGA TOUR FINSHES:

T9–Northern Trust Open.

INTERNATIONAL VICTORIES:

(1): 2001 Dunlop Phoenix [Jpn].

NATIONAL TEAMS:

The Presidents Cup (3), 1996, 1998, 2000; Ryder Cup (2), 1999, 2001; World Cup (2), 2000,

2001; World Amateur Team Championship (2), 1990, 1992; Walker Cup (1), 1991.

OTHER VICTORIES:

(3): 1998 Fred Meyer Challenge [with Jim Furyk]. 1999 Franklin Templeton Shootout [with Fred Couples]. 2000 World Golf Championships-EMC World Cup [with Tiger Woods].

2011 PGA TOUR HIGHLIGHTS:

Finished outside of the top 125 on the official money list for the eighth time in the last nine seasons...Final round, 4-under-par 67 led to a T9 at the Northern Trust Open, his only top-10 of the season.

PERSONAL:

Father, Bob, is a former Champions Tour player. David caddied for his dad at 1996 Transamerica, Bob's first Champions Tour event. Son and father, respectively, won THE PLAYERS Championship

and Emerald Coast Classic (Champions Tour) on the same day in 1999...Inducted into the Georgia Tech Athletics Hall of Fame in 2003...Established golf course architecture firm, Duval Design, with projects in China, Japan and Mexico.

PLAYER STATISTICS:

Scoring Average	71.87	(174)
Driving Distance	296.3	(50)
Driving Accuracy Percentage	51.88%	(183)
Greens in Regulation Percentage	64.10%	(135)
Strokes Gained - Putting	-.400	(162)

MISC STATISTICS:

CAREER PGA TOUR LOW ROUND/ROUND

59–1999 Bob Hope Chrysler Classic/5

LARGEST PGA TOUR PAYCHECK

\$900,000–1999 THE PLAYERS Championship/1

HIGHEST OWGR RANK

After 1999 Buick Open/1

PGA TOUR CAREER SUMMARY

Year	Events Played	Cuts Made	1st	2nd	3rd	Top 10	Top 25	FedExCup Pts	FedExCup Rank	Earnings	Money Rank
2011	24	9				1	4	171	171	400,654	152
2010	24	11		1		2	4	117	117	919,584	106
2009	22	6		1		1	1	149	149	623,824	130
2008	20	5					1	234	234	114,974	219
2007	7	4						217	217	71,945	222
2006	24	11					3			318,276	172
2005	20	1								7,630	260
2004	9	3					1			121,044	210
2003	20	4								84,708	212
2002	24	16				2	7			838,045	80
2001	20	18	1	2	1	7	11			2,801,760	8
2000	19	18	1	1	3	9	14			2,462,846	7
1999	21	20	4	1	1	12	17			3,641,906	2
1998	23	19	4	1	1	12	17			2,591,031	1
1997	29	21	3	2		7	14			1,885,308	2
1996	23	16		2	3	6	11			977,079	10
1995	26	20		3	1	8	14			881,436	11
1994	6	4				1	1			44,006	195
1993	5	4					1			27,181	201
1992A	5	2					2				
1990A	1	1									
Total	372	213	13	14	10	68	123			18,813,237	37

NATIONWIDE TOUR CAREER SUMMARY

Year	Events Played	Cuts Made	1st	2nd	3rd	Top 10	Top 25	Earnings	Money Rank
1994	22	17		1	3	10	15	126,430	8
1993	9	8	2		1	5	6	85,882	11
Total	31	25	2	1	4	15	21	212,312	386

TOP TOURNAMENT SUMMARY

Tournament	'90	'92	'93	'94	'95	'96	'97	'98	'99	'00	'01	'02
The Masters						T18	CUT	T2	T6	T3	2	CUT
US Open	T56	CUT			T28	T67	T48	T7	T7	T8	T16	CUT
British Open					T20	T14	T33	T11	T62	T11	1	T22
PGA Championship					CUT	T41	T13	CUT	T10		T10	T34
THE PLAYERS					CUT	T4	T43	T18	1	T13		T28
TOUR Championship					T9	T15	1	T8	T15	6	T7	
WGC-Accenture									T17	3		T33
WGC-Cadillac											CNL	T46
WGC-Bridgestone									T27		27	T28
WGC-HSBC Champions												
The Barclays					T8	CUT	T27		T10	P2	T26	CUT
Deutsche Bank Championship												
BMW Championship		T19	T30	T8	T68	CUT	T21					

Tournament	'03	'04	'05	'06	'08	'09	'10	'11
The Masters	CUT		CUT	CUT			CUT	
US Open	CUT	CUT	CUT	T16		T2	T70	
British Open	CUT		CUT	T56	T39	CUT	CUT	CUT
PGA Championship	W/D	CUT	CUT	CUT				
THE PLAYERS	CUT		CUT	CUT				CUT
TOUR Championship								
WGC-Accenture	T33							
WGC-Cadillac								
WGC-Bridgestone								
WGC-HSBC Champions								
The Barclays	CUT		CUT	CUT			T64	
Deutsche Bank Championship		T13	CUT	CUT				
BMW Championship								

Simon Dyson



EXEMPT STATUS: None/International Player

HEIGHT: 6-0

WEIGHT: 168

BIRTHDATE: December 21, 1977

BIRTHPLACE: York, England

RESIDENCE: York, England

FAMILY: Single

SPECIAL INTERESTS: Music, tennis, snooker, films

TURNED PRO: 1999

PGA TOUR BEST FINISHES:

T6–2007 PGA Championship

BEST 2011 PGA TOUR FINSHES:

T9–British Open Championship.

INTERNATIONAL VICTORIES:

(9): 2000 Macau Open [Asia], Volvo China Open [Asia], Omega Hong Kong Open [Asia]. 2006 Enjoy Jakarta HSBC Indonesia Open [Eur], KLM Open [Eur]. 2009 KLM Open [Eur], Alfred Dunhill Links Championship [Eur]. 2011 Irish Open [Eur], KLM Open [Eur].

NATIONAL TEAMS:

Seve Trophy (3), 2007, 2009, 2011; Walker Cup (1), 1999.

2011 PGA TOUR HIGHLIGHTS:

Finished 10th on the European Tour's Race to Dubai standings...Won his fifth European Tour title when he edged Australia's Richard Green at the Irish Open. Shot a final-round 67 to post a score then watched as Green needed a par to force a playoff. Green three-putted for bogey on the final hole at Killarney Golf and Fishing Club, giving the victory to the Englishman...Won again in early September, shooting a final-round 66 at Hilversumsche GC to win the KLM Open in the Netherlands, edging David Lynn by a stroke. He began the day two strokes off James Kingston and Gary Orr's leading pace...Played consistently all week at the European Tour's BMW PGA Championship. Eventually finished solo third at the Wentworth Club outside London, two shots out of the Luke Donald-Lee Westwood playoff...Finished T9 at the British Open in his 20th start in a PGA TOUR event. It was his second top-10 on TOUR (T6 at the 2007 PGA Championship, with a final-round 64)...Had a late-season top-10 with a ninth-place showing at the Sunshine Tour's Nedbank Golf Challenge...Added a top-five performance, a T4, in his final event of the campaign, the Thailand Golf Championship.

PERSONAL:

Comes from a family with a rich sports background. His grandfather was a jockey; dad, John, is a bookmaker and his uncle Terry played soccer for Tottenham in the early 1960s. Encouraged to take up golf by his older brother, Nick. Was a scratch player by age 16.

PLAYER STATISTICS:

Scoring Average	68.81	(N/A)
Driving Distance	290.4	(N/A)
Driving Accuracy Percentage	57.74%	(N/A)
Greens in Regulation Percentage	60.65%	(N/A)
Strokes Gained - Putting	-.302	(N/A)

MISC STATISTICS:

CAREER PGA TOUR LOW ROUND/ROUND

64–2007 PGA Championship/4

LARGEST PGA TOUR PAYCHECK

\$227,500–2007 PGA Championship/T6

HIGHEST OWGR RANK

After 2011 Through Week Ending: 01/02/2012/28

PGA TOUR CAREER SUMMARY

Year	Events Played	Cuts Made	1st	2nd	3rd	Top 10	Top 25	FedExCup Pts	FedExCup Rank	Earnings	Money Rank
2011	3	3				1	1			185,833	
2010	8	6					1			171,071	
2009	1										
2008	2										
2007	1	1				1	1			227,500	
2006	2	2								21,578	
2005	2	1								38,548	
2004	1										
2001	1										
2000	1										
Total	22	13				2	3			644,530	

EUROPEAN TOUR 2011 SUMMARY

Year	Events Played	Cuts Made	1st	Earnings	Money Rank
2011	23	17	2	1,555,520	

SUNSHINE TOUR 2011 SUMMARY

Year	Events Played	Cuts Made	1st	Earnings	Money Rank
2011	2	1		2,556	

ASIAN TOUR 2011 SUMMARY

Year	Events Played	Cuts Made	1st	Earnings	Money Rank
2011	2	2		85,396	

TOP TOURNAMENT SUMMARY

Tournament	'00	'01	'04	'05	'06	'07	'08	'09	'10	'11
The Masters				CUT					CUT	
US Open				CUT				CUT	CUT	
British Open	CUT	CUT	CUT	T34	T48		CUT		T48	T9
PGA Championship						T6	CUT		T12	T51
THE PLAYERS										
TOUR Championship										
WGC-Accenture									T33	
WGC-Cadillac		CNL			T38				T50	
WGC-Bridgestone									T71	T33
WGC-HSBC Champions								T28		T16
The Barclays										
Deutsche Bank Championship										
BMW Championship										

Steve Elkington



EXEMPT STATUS: Past Champion

HEIGHT: 6-2

WEIGHT: 190

BIRTHDATE: December 8, 1962

BIRTHPLACE: Inverell, Australia

RESIDENCE: Sydney, Australia; Houston, TX

FAMILY: Wife, Lisa; Annie Elizabeth (3/24/95); Samuel Ross (2/25/97)

SPECIAL INTERESTS: Caricature drawing, fishing, hunting, gardening

EDUCATION: University of Houston (1985, Recreation)

TURNED PRO: 1985

Q-SCHOOL: 1986

JOINED TOUR: 1987

PGA TOUR VICTORIES (10):

1990 KMart Greater Greensboro Open. 1991 THE PLAYERS Championship. 1992 Infiniti Tournament of Champions. 1994 Buick Southern Open. 1995 Mercedes Championships. 1995 PGA Championship. 1997 Doral-Ryder Open. 1997 THE PLAYERS Championship. 1998 Buick Challenge. 1999 Doral-Ryder Open

BEST 2011 PGA TOUR FINSHES:

T6--Reno-Tahoe Open.

INTERNATIONAL VICTORIES:

(2): 1992 Australian Open [Aus]. 1996 Honda Invitational [Asia].

NATIONAL TEAMS:

The Presidents Cup (4), 1994, 1996, 1998, 2000; World Cup (1), 1994; Dunhill Cup (4), 1994, 1995,

1996, 1997.

OTHER VICTORIES:

(4): 1993 Franklin Templeton Shootout [with Raymond Floyd]. 1995 Franklin Templeton Shootout [with Mark Calcavecchia]. 1998 Franklin Templeton Shootout [with Greg Norman]. 1997 Diners Club Matches [with Jeff Maggert].

2011 PGA TOUR HIGHLIGHTS:

Collected only top-10 finish of the season in his 13th start, a T6 at the Reno-Tahoe Open. It was his first top-10 since the 2010 PGA Championship (T5).

PERSONAL:

Idol growing up was fellow Australian Bruce Devlin...An avid gardener and accomplished caricaturist...A member of Champions GC, site of

1990, 1997, 1999, 2001 and 2003 TOUR Championships...In 2003, while rehabbing his shoulder, was a youth instructor at Yeager Elementary School in Houston where his children were students. He helped children struggling with subjects such as math and English.

PLAYER STATISTICS:

Scoring Average	71.60	(158)
Driving Distance	285.4	(135)
Driving Accuracy Percentage	69.58%	(14)
Greens in Regulation Percentage	66.44%	(66)
Strokes Gained - Putting	.272	(44)

MISC STATISTICS:

CAREER PGA TOUR LOW ROUND/ROUND

61--2008 Valero Texas Open/4

LARGEST PGA TOUR PAYCHECK

\$630,000--1997 THE PLAYERS Championship/1

HIGHEST OWGR RANK

After 1997 BellSouth Classic/3

PGA TOUR CAREER SUMMARY

Year	Events Played	Cuts Made	1st	2nd	3rd	Top 10	Top 25	FedExCup Pts	FedExCup Rank	Earnings	Money Rank
2011	17	7				1	1	203	203	176,225	199
2010	22	15				3	9	92	92	955,084	99
2009	23	11					3	171	171	243,404	183
2008	25	17				3	9	84	84	1,291,114	85
2007	25	17				2	8	70	70	911,875	111
2006	17	10					3			255,197	181
2005	20	16		1		3	5			1,410,350	54
2004	20	15					1			243,238	179
2003	14	6					2			154,124	187
2002	23	17		1	1	3	5			1,084,535	59
2001	20	14				2	4			437,200	117
2000	17	15				1	2			232,785	154
1999	21	18	1			3	7			1,086,376	35
1998	16	10	1		1	4	5			695,775	42
1997	17	14	2		1	3	9			1,320,411	8
1996	19	15		1	1	5	9			459,637	42
1995	21	16	2	2		7	11			1,254,352	5
1994	20	15	1	1		3	6			294,943	62
1993	23	23		1	1	8	14			675,383	17
1992	24	21	1	2	3	9	14			746,352	12
1991	28	17	1			4	10			549,120	25
1990	26	24	1			4	14			548,564	18
1989	29	21		1	1	3	9			231,062	61
1988	29	19				2	9			149,972	79
1987	35	19				2	7			75,738	118
1986	5	3					1			12,705	194
1985A	2	2									
1985	5	5					1			9,897	180
1984A	1	1									
Total	564	403	10	10	9	75	178			15,505,418	56

TOP TOURNAMENT SUMMARY

Tournament	'87	'88	'89	'90	'91	'92	'93	'94	'95	'96	'97	'98
The Masters					T22	T37	T3	CUT	T5	CUT	T12	30
US Open			T21	T21	T55	CUT	T33		T36	T40	T24	CUT
British Open				CUT	T44	T34	T48	T67	T6	CUT	CUT	W/D
PGA Championship		T31	T41	CUT	T32	T18	T14	T7	P1	T3	T45	3
THE PLAYERS	CUT	T54	CUT	T16	1	CUT	T16	T51	W/D	T19	1	
TOUR Championship				10	9	T22	T23		T2		T17	
WGC-Accenture												
WGC-Cadillac												
WGC-Bridgestone												
WGC-HSBC Champions												
The Barclays	CUT	5	CUT	T14	T14	T9	T26		T18	T2	T43	T32
Deutsche Bank Championship												
BMW Championship		T41	T72	T56	T43			T54	T29	T8		

Tournament	'99	'00	'01	'02	'03	'04	'05	'06	'07	'08	'09	'10
The Masters	T11	T52			CUT							
US Open	T51						T33		CUT			
British Open	CUT	T60	CUT	PT2	W/D			CUT				
PGA Championship			W/D	T48			T2		CUT	T39	CUT	T5
THE PLAYERS	T38			T63	CUT	T26	T6		T12	T32	CUT	
TOUR Championship												
WGC-Accenture	T33	T33						T33				
WGC-Cadillac	T34						W/D					
WGC-Bridgestone	39		T23	T68			T49					
WGC-HSBC Champions												
The Barclays	T28	W/D	T13	T39	T58		T57	T25	CUT	T55		CUT
Deutsche Bank Championship								CUT	T23	CUT		CUT
BMW Championship				T38		T51						

Tournament	'11
The Masters	
US Open	
British Open	
PGA Championship	CUT
THE PLAYERS	
TOUR Championship	
WGC-Accenture	
WGC-Cadillac	
WGC-Bridgestone	
WGC-HSBC Champions	
The Barclays	
Deutsche Bank Championship	
BMW Championship	

Ernie Els (Els)



EXEMPT STATUS: 2010 multiple tournament winner (through 2014)

HEIGHT: 6-3

WEIGHT: 210

BIRTHDATE: October 17, 1969

BIRTHPLACE: Johannesburg, South Africa

RESIDENCE: West Palm Beach, FL

FAMILY: Wife, Liezl; Samantha (5/26/99), Ben (10/6/02)

SPECIAL INTERESTS: Movies, reading, sports

TURNED PRO: 1989

Nationwide Tour Alumnus

JOINED HALL OF FAME: 2011

JOINED TOUR: 1994

PGA TOUR VICTORIES (18):

1994 U.S. Open Championship. 1995 GTE Byron Nelson Golf Classic. 1996 Buick Classic. 1997 U.S. Open Championship. 1997 Buick Classic. 1998 Bay Hill Invitational. 1999 Nissan Open. 2000 The International Presented by Qwest. 2002 Genuity Championship. 2002 British Open Championship. 2003 Mercedes Championships. 2003 Sony Open in Hawaii. 2004 Sony Open in Hawaii. 2004 the Memorial Tournament. 2004 World Golf Championships-American Express Championship. 2008 The Honda Classic. 2010 World Golf Championships-CA Championship. 2010 Arnold Palmer Invitational presented by MasterCard

BEST 2011 PGA TOUR FINSHES:

T4—Frys.com Open.

INTERNATIONAL VICTORIES:

(46): 1991 Amatola Classic [SAf]. 1992 Protea Assurance South Africa Open [SAf], Lexington PGA Championship [SAf], South African Masters [SAf], Hollard Royal Swazi Sun Classic [SAf], First National Bank Players' Championship [SAf], Goodyear Classic [SAf]. 1993 Dunlop Phoenix [Jpn]. 1994 Dubai Desert Classic [Eur], Toyota World Match Play Championship [Eur], Johnnie Walker World Championship [Eur], Sarazen World Open. 1995 Lexington South African PGA Championship [SAf], Toyota World Match Play [Eur], Bells Cup [SAf]. 1996 South African Open [SAf], Toyota World Match Play [Eur], Johnnie Walker Super Tour Event, World Cup [indiv]. 1997 Johnnie Walker Classic [Aus], World Cup [indiv]. 1998 South African Open [SAf]. 1999 Alfred Dunhill PGA Championship [SAf], Sun City Nedbank Challenge [SAf]. 2000 Standard Life Loch Lomond [Eur], Nedbank Challenge [SAf]. 2001 Vodacom Players Championship [SAf]. 2002 Heineken Classic [Eur], Dubai Desert Classic [Eur], Cisco World Match Play [Eur], Nedbank Challenge [SAf]. 2003 Heineken Classic [Eur], Johnnie Walker Classic [Eur], The Barclays Scottish Open [Eur], Omega European Masters [Eur], HSBC World Match Play Championship [Eur]. 2004 Heineken Classic [Eur], HSBC World Match Play Championship [Eur]. 2005 Dubai Desert Classic [Eur], Qatar Masters [Eur],

BMW Asian Open [Eur], Alfred Dunhill Championship [Eur]. 2007 South African Airways Open [SAf], HSBC World Match Play Championship [Eur]. 2008 King Hassan II Trophy. 2010 South African Open. [SAf].

NATIONAL TEAMS:

The Presidents Cup (7), 1996, 1998, 2000, 2003, 2007, 2009, 2011; World Cup (5), 1992, 1993, 1996, 1997, 2001; Dunhill Cup (9), 1992, 1993, 1994, 1995, 1996, 1997, 1998, 1999, 2000.

OTHER VICTORIES:

(6): 1996 World Cup [with Wayne Westner]. 1997 PGA Grand Slam of Golf, Dunhill Cup [with David Frost and Retief Goosen]. 1998 Dunhill Cup [with David Frost and Retief Goosen]. 2001 World Golf Championships-EMC World Cup [with Retief Goosen]. 2010 PGA Grand Slam of Golf.

2011 PGA TOUR HIGHLIGHTS:

Season highlighted by his induction into the World Golf Hall of Fame in May on the Monday prior to THE PLAYERS Championship...Had posted at least four top 10s every year since his rookie campaign in 1994 but finished the season with just one...Was T15 in defense of his title at the World Golf Championships-Cadillac Championship...Entered the Wyndham Championship outside the top 125 in the FedExCup standings but responded with a T30 finish to move up six spots, to No. 118, to make the Playoffs. Would eventually finish 67th...In his first start at the Frys.com Open in the Fall Series, posted four rounds in the 60s (69-66-67-68) to claim T4 honors, his first top-10 of the season. It was the first time he posted four consecutive, sub-70 rounds in an official TOUR event since the 2007 Northern Trust Open. The finish became his best since a T3 at the 2010 U.S. Open. The top-10 showing extended his streak of at least one top-10 per season on TOUR, dating to 1993...Playing on his seventh Presidents Cup International team, he compiled a 1-4-0 record in a losing cause at Royal Melbourne GC.

PERSONAL:

Started playing golf at age 9...An accomplished junior tennis player, he won the Eastern Transvaal Junior Championships at age 13. Turned full attention to golf at age 14 after also playing cricket, soccer and rugby...Heavily involved in junior golf of South Africa and Cancer Society of South Africa...Hosts Ernie Els Invitational in South Africa to raise money for charity. Ernie Els Foundation formed in early 1999, with the purpose of providing full support to disadvantaged children. Proceeds from the Ernie Els Invitational go to four charities and the Foundation...Established the Els for Autism Foundation in spring 2009, with son, Ben, who is autistic, the driving force behind the mission. Goal is to fund The Els Center of Excellence, a model for the world of what should be done for children with autism. The Center will include an educational program for children ages 3-21 and a research facility...In December 1998, received lifetime membership on European Tour. Other non-Europeans so honored are Bob Charles, Arnold Palmer and Gary Player...In 2002, the 2000 Engelbrecht-Els wine was released and received the highest rating yet given to a South African wine...Third Ernie Els design signature golf course near George in South Africa opened in 2004...Web site is ernieels.com.

PLAYER STATISTICS:

Scoring Average	71.06	(120)
Driving Distance	288.1	(118)
Driving Accuracy Percentage	60.10%	(117)
Greens in Regulation Percentage	69.89%	(7)
Strokes Gained - Putting	-.699	(181)

MISC STATISTICS:

CAREER PGA TOUR LOW ROUND/ROUND

61—1995 GTE Byron Nelson Golf Classic/2

LARGEST PGA TOUR PAYCHECK

\$1,400,000—2010 World Golf Championships-CA Championship/1

HIGHEST OWGR RANK

After 1998 Kemper Open/1

PGA TOUR CAREER SUMMARY

Year	Events Played	Cuts Made	1st	2nd	3rd	Top 10	Top 25	FedExCup Pts	FedExCup Rank	Earnings	Money Rank
2011	21	16				1	6	67	67	948,872	93
2010	20	17	2		2	7	13	9	9	4,558,861	3
2009	19	16		1		7	10	16	16	2,147,157	36
2008	16	11	1		1	5	7	13	13	2,537,290	20
2007	16	15		1	2	5	10	19	19	2,705,715	20
2006	18	18			1	8	11			2,326,220	28
2005	11	11		1	1	5	8			1,627,184	47
2004	16	15	3	2	1	10	12			5,787,225	2
2003	17	17	2			7	14			3,371,237	9
2002	18	17	2			7	14			3,291,895	5
2001	19	15		1	5	9	11			2,336,456	15
2000	20	20	1	5	2	10	15			3,469,405	3
1999	18	16	1	1	1	7	10			1,710,756	15
1998	15	12	1			4	8			763,783	36
1997	19	15	2	1		7	11			1,243,008	9
1996	18	17	1	1		6	11			906,944	14
1995	18	14	1	1	2	6	10			842,590	14
1994	11	10	1	1		4	6			684,440	19
1993	6	2				1	1			38,185	190
1992	3	2								18,420	213
1991	1	1								2,647	274
1990	1										
Total	321	277	18	16	18	116	188			41,318,291	5

NATIONWIDE TOUR CAREER SUMMARY

Year	Events Played	Cuts Made	1st	2nd	3rd	Top 10	Top 25	Earnings	Money Rank
1991	8	5				1	2	6,143	123
Total	8	5				1	2	6,143	

EUROPEAN TOUR 2011 SUMMARY

Year	Events Played	Cuts Made	1st	Earnings	Money Rank
2011	5	4		186,428	

ASIAN TOUR 2011 SUMMARY

Year	Events Played	Cuts Made	1st	Earnings	Money Rank
2011	1	1		57,900	

SUNSHINE TOUR 2011 SUMMARY

Year	Events Played	Cuts Made	1st	Earnings	Money Rank
2011	1	1		3,374	

TOP TOURNAMENT SUMMARY

Tournament	'89	'92	'93	'94	'95	'96	'97	'98	'99	'00	'01	'02
The Masters				T8	CUT	T12	T17	T16	T27	2	T6	T5
US Open			T7	P1	CUT	T5	1	T49	CUT	T2	T66	T24
British Open	CUT	T5	T6	T24	T11	T2	T10	T29	T24	T2	T3	P1
PGA Championship		CUT	CUT	T25	T3	T61	T53	T21	CUT	T34	T13	T34
THE PLAYERS			CUT	T45	T68	T8	T10	T11	T17	T20	CUT	T44
TOUR Championship				T17	T16	T6	T26		T26	T3	T2	T13
WGC-Accenture									T33	T17	4	T17
WGC-Cadillac									T40	W/D	CNL	T23
WGC-Bridgestone									5	T12	T8	T15
WGC-HSBC Champions												
The Barclays				2	T4	1	1	W/D	T22	T5		T39
Deutsche Bank Championship												
BMW Championship					CUT							

Tournament	'03	'04	'05	'06	'07	'08	'09	'10	'11
The Masters	T6	2	47	T27	CUT	CUT	CUT	T18	T47
US Open	T5	T9	T15	T26	T51	T14	CUT	3	CUT
British Open	T18	P2	T34	3	T4	T7	T8	CUT	CUT
PGA Championship	T5	T4		T16	3	T31	T6	T18	CUT
THE PLAYERS		T26	T17	T8	T37	T6	T45	CUT	CUT
TOUR Championship	17	T10		T10	T26	T6	9	T7	
WGC-Accenture	T33			T33	T33	T33	T5	T17	T17
WGC-Cadillac	T12	1	DNS	5	T11	75	T20	1	T15
WGC-Bridgestone	T17	T65	DNS	T31	T22	T27	T29	T22	T37
WGC-HSBC Champions							2	T6	T33
The Barclays	T11	T16			T4	CUT	T2	71	T32
Deutsche Bank Championship						T3	CUT	T30	T16
BMW Championship					T18	T17	T38	T13	T42

Harris English



EXEMPT STATUS: T13 at 2011 PGA TOUR Qualifying Tournament

HEIGHT: 6-3

WEIGHT: 185

BIRTHDATE: July 23, 1989

BIRTHPLACE: Valdosta, GA

RESIDENCE: Sea Island, GA

FAMILY: Single

SPECIAL INTERESTS: Hunting, fishing, college football

EDUCATION: University of Georgia (2011, Consumer Economics)

TURNED PRO: 2011

Q-SCHOOL: 2011

JOINED TOUR: 2012

NATIONAL TEAMS:

Walker Cup (1), 2011

2011 PGA TOUR HIGHLIGHTS:

In December, finished T13 at the PGA TOUR Qualifying Tournament at PGA West, where he earned his rookie card for the PGA TOUR in 2012. Before 2012, had never played in a PGA TOUR event. Prior to the PGA TOUR Qualifying Tournament, he made just seven starts on the Nationwide Tour, where he claimed a first-, second- and third-place finish...Finished T18 in Stadion Classic at UGA in May, on his home course. Tournament was won by Georgia teammate Russell Henley. Two months later won the Nationwide Children's Hospital Invitational at Ohio State University's Scarlet Course by a shot over fellow amateur/collegian John Peterson of LSU

and Kyle Reifers. In doing so, became only the third amateur to win a Nationwide Tour event. Turned pro in September immediately after the Walker Cup, taking advantage of the membership opportunity that came with his win in Ohio...Finished T49 in his first pro start at the Soboba Golf Classic...One week later made a spirited bid for a second title but lost in a one-hole playoff with Danny Lee at the WNB Golf Classic in Midland, TX, when Lee made a par. Helped his cause with a tournament record-tying, 10-under par in the third round. It was also the lowest round of his career.

PERSONAL:

Attended Baylor School (2003-2007) in Chattanooga, TN, where he led the school to four state titles. Also won one individual state title in high

school...Named to SEC academic honor roll all four years at Georgia...Won four tournaments in college...Biggest thrill outside golf was shooting an 11-point buck...Never travels without his iPod...His first car was a Chevy Tahoe...Follows the Atlanta Falcons...Favorite TV show is "Saved by the Bell" and his top movie choice is "The Departed." Favorite book is One Bullet Away...Favorite food is rutabaga...Enjoys visiting Chicago and Boston, and his top vacation spots are Sea Island and Highlands, NC...Not many people know that he is a "Jeopardy" fanatic. Bucket list includes skydiving, flying in an F16 and driving a NASCAR vehicle.

MISC STATISTICS:

HIGHEST OWGR RANK

After 2011 Through Week Ending: 01/02/2012/274

PGA TOUR CAREER SUMMARY

Year	Events Played	Cuts Made	1st	2nd	3rd	Top 10	Top 25	FedExCup Pts	FedExCup Rank	Earnings	Money Rank
Total											

NATIONWIDE TOUR CAREER SUMMARY

Year	Events Played	Cuts Made	1st	2nd	3rd	Top 10	Top 25	Earnings	Money Rank
2011A	2	2	1			1	2		
2011	5	3		1	1	2	2	90,488	65
2010A	1	1							
Total	8	6	1	1	1	3	4	90,488	591

Bob Estes (ES-tis)



EXEMPT STATUS: T8 at 2011 PGA TOUR Qualifying Tournament
HEIGHT: 6-2
WEIGHT: 180
BIRTHDATE: February 2, 1966
BIRTHPLACE: Graham, TX
RESIDENCE: Austin, TX

FAMILY: Wife, Liz
SPECIAL INTERESTS: Music, hunting, physical fitness
EDUCATION: University of Texas
TURNED PRO: 1988
Q-SCHOOL: 1988, 2011
JOINED TOUR: 1989

PGA TOUR VICTORIES (4):

1994 Texas Open. 2001 FedEx St. Jude Classic. 2001 Invensys Classic at Las Vegas. 2002 Kemper Insurance Open

BEST 2011 PGA TOUR FINSHES:

TP2--The Greenbrier Classic.

2011 PGA TOUR HIGHLIGHTS:

Continued his recovery from wrist injury, making only 12 PGA TOUR starts but nearly winning. Finished No. 135 on the final money list...In his 223rd start since winning the last of his four PGA TOUR titles (2002 Kemper Insurance Open), finished runner-up at The Greenbrier Classic in July for his first top 10 since the 2006 Reno-Tahoe Open. It was the 584th start of his career. Birdied the final two holes well ahead of the final groups for a 6-under 64 (just one stroke shy of his career-low final round score) to sit on the clubhouse lead at 10-under, only to be joined later by Bill Haas and eventual playoff winner Scott Stallings. Is winless in four career playoff

appearances...In just his second return to the PGA TOUR Qualifying Tournament since 1988, closed with a final-round, 5-under 67 at PGA West in Palm Springs, CA, to earn his TOUR card for 2012.

PERSONAL:

First played golf at age 4 and set sight on PGA TOUR at age 12...High school teammate of Mike Standly at Cooper High School in Abilene. Was Texas state individual champion in 1983. Played on three state champion teams...Once worked for Charles Coody in bag room of Fairway Oaks Golf & Racquet Club...Serves as host for the annual Fellowship of Christian Athletes Tom Landry Memorial Golf Tournament in Austin, TX...Works with personal trainer, former world-class pole vaulter Scott Hennig. Follows a strict routine that includes weightlifting, agility exercises, diet and short-distance sprints...Played basketball in high school...Has been a season-ticket holder for University of Texas football since 1989...Never travels without his iPhone...Favorite Web site is usatoday.com...Favorite college team is the Texas Longhorns, and he follows the Dallas Cowboys and

San Antonio Spurs. Favorite TV show is the "The O'Reilly Factor." Favorite city to visit is Sydney, Australia, and his favorite vacation spot is Cabo San Lucas in Mexico. Favorite app is Words with Friends...Supports Fellowship of Christian Athletes and The First Tee.

PLAYER STATISTICS:

Scoring Average	71.02	(N/A)
Driving Distance	290.3	(N/A)
Driving Accuracy Percentage	63.45%	(N/A)
Greens in Regulation Percentage	62.09%	(N/A)
Strokes Gained - Putting	-.044	(N/A)

MISC STATISTICS:

CAREER PGA TOUR LOW ROUND/ROUND

61--2 times, most recent 2001 FedEx St. Jude Classic/1

LARGEST PGA TOUR PAYCHECK

\$810,000--2001 Invensys Classic at Las Vegas/1

HIGHEST OWGR RANK

After 2002 Buick Open/13

PGA TOUR CAREER SUMMARY

Year	Events Played	Cuts Made	1st	2nd	3rd	Top 10	Top 25	FedExCup Pts	FedExCup Rank	Earnings	Money Rank
2011	12	5		1		1	1	150	150	594,104	135
2010	26	14				2	4	116	116	701,158	132
2009	23	19				2	8	70	70	1,079,929	86
2008	28	17				2	6	138	138	829,395	127
2007	28	16				3	6	111	111	878,051	117
2006	25	17		2		2	6			1,340,244	67
2005	25	22				1	7			891,477	92
2004	23	14		1		1	7			1,046,064	74
2003	25	22		1	1	6	10			1,824,414	33
2002	26	20	1			8	14			1,934,600	26
2001	26	20	2	1	1	8	12			2,795,477	9
2000	21	12				3	7			538,706	88
1999	28	27				9	15			1,357,618	26
1998	29	23		1	1	7	14			987,930	28
1997	19	15			1	3	8			340,057	69
1996	26	7			1	1	2			123,100	149
1995	24	21				5	12			433,992	41
1994	27	23	1	1	1	8	17			765,360	14
1993	28	23		1	1	5	12			447,187	32
1992	28	18			1	2	4			190,778	80
1991	32	19				1	7			147,364	105
1990	28	18				4	9			212,090	69
1989	27	14		1		2	5			135,628	102
1988	5	4								5,968	237
Total	589	410	4	10	8	86	193			19,600,692	34

NATIONWIDE TOUR CAREER SUMMARY

Year	Events Played	Cuts Made	1st	2nd	3rd	Top 10	Top 25	Earnings	Money Rank
2011	1								
1997	3	2				1	2	8,674	131
Total	4	2				1	2	8,674	

TOP TOURNAMENT SUMMARY

Tournament	'89	'90	'91	'92	'93	'94	'95	'96	'97	'98	'99	'00
The Masters						CUT	T29	T27			T4	T19
US Open			CUT	T44	T52		CUT				T30	CUT
British Open		CUT				T24	T8	CUT		T24	T49	T20
PGA Championship		CUT		T76	T6	T47	T6	CUT		T34	T6	CUT
THE PLAYERS		T70	CUT	T70	T20	T35	T34	CUT		T42	T62	CUT
TOUR Championship						T15				28	25	
WGC-Accenture											T33	T9
WGC-Cadillac											T11	
WGC-Bridgestone												
WGC-HSBC Champions												
The Barclays		T41	T82	CUT	T26		T16		T6		T10	
Deutsche Bank Championship												
BMW Championship	CUT	CUT	T72	T16		T17	T6	T70	T57	T65	T68	T63

Tournament	'01	'02	'03	'04	'05	'06	'07	'08	'09	'10	'11
The Masters		45	22	T31							
US Open	T30	CUT	CUT	CUT	T11	CUT	T58			CUT	
British Open	T25	T18	T34	T20							CUT
PGA Championship	T37	CUT	T57	CUT	T28	CUT			T76		
THE PLAYERS	CUT	T44	31	CUT	T17	CUT	CUT	CUT	T76	T26	
TOUR Championship	T7	T11									
WGC-Accenture	T33	T5	T33	T17							
WGC-Cadillac		T9	T25								
WGC-Bridgestone		T19	T46								
WGC-HSBC Champions											
The Barclays	T63					CUT	T65		T46	CUT	
Deutsche Bank Championship							CUT		T49		
BMW Championship	T15	T10	T43	CUT	T40	T65			W/D		

Matt Every



EXEMPT STATUS: 18th on 2011 Nationwide Tour money list
HEIGHT: 5-11
WEIGHT: 190
BIRTHDATE: December 4, 1983
BIRTHPLACE: Daytona Beach, FL
RESIDENCE: Jacksonville Beach, FL

FAMILY: Wife, Danielle
SPECIAL INTERESTS: Ping-pong, University of Florida sports
EDUCATION: University of Florida (2006, Business)
TURNED PRO: 2006
 Nationwide Tour Graduate (2009, 2011)
JOINED TOUR: 2010

PGA TOUR BEST FINISHES:

T8–2010 Waste Management Phoenix Open

BEST 2011 PGA TOUR FINSHES:

T22–Puerto Rico Open presented by seepuertorico.com.

NATIONAL TEAMS:

Walker Cup (1), 2005.

2011 PGA TOUR HIGHLIGHTS:

Made five PGA TOUR starts, highlighted by a pair of top-30 finishes. Made 20 Nationwide Tour starts, where he captured second- and third-place finishes and placed No. 18 on the official money list...First top-10 finish of the year came at the weather-shortened Pacific Rubiales Bogota Open. Scores of

67-67 left him runner-up to Brenden Pappas...Was consistent through much of the season with plenty of cuts made but did not have another top-10 until late September when he was T6 at the Soboba Golf Classic. Was two shots off the lead after 54 holes and posted a 2-under 69 on the final day...Followed with a solo fourth two weeks later at the Children's Hospital Classic in Chattanooga, where he finished 19-under par and was 13-under on the par-5s for the week...The following week, added his fourth and final top-10 finish of the season at the Miccosukee Championship. Posted eight birdies in round two for a 7-under 64 en route to T3 honors.

PERSONAL:

Favorite band is Oasis. Says his dream foursome would include Oasis band members Liam Gallagher and Noel Gallagher and "some sort of counselor so we could get the best band in the world back together"...Is a big fan of the TV show "Lost. Lists earning back his PGA TOUR playing privileges as

his biggest achievement.

PLAYER STATISTICS:

Scoring Average	71.62	(N/A)
Driving Distance	291.4	(N/A)
Driving Accuracy Percentage	60.48%	(N/A)
Greens in Regulation Percentage	64.81%	(N/A)
Strokes Gained - Putting	-.071	(N/A)

MISC STATISTICS:

CAREER PGA TOUR LOW ROUND/ROUND
63–2 times, most recent 2010 Waste Management Phoenix Open/1

LARGEST PGA TOUR PAYCHECK
\$156,000–2010 Waste Management Phoenix Open/T8

HIGHEST OWGR RANK
 After 2010 World Golf Championships-CA Championship/208

PGA TOUR CAREER SUMMARY

Year	Events Played	Cuts Made	1st	2nd	3rd	Top 10	Top 25	FedExCup Pts	FedExCup Rank	Earnings	Money Rank
2011	5	3					1			105,122	
2010	18	12				1	3	140	140	456,847	160
2007	2	1								12,420	
2006	3	1								8,505	
2005A	1	1									
Total	29	18				1	4			582,894	

NATIONWIDE TOUR CAREER SUMMARY

Year	Events Played	Cuts Made	1st	2nd	3rd	Top 10	Top 25	Earnings	Money Rank
2011	20	17		1	1	4	11	229,066	18
2010	1								
2009	26	16	1			4	7	300,936	10
2008	26	12		1		4	8	178,239	34
2007	3	1						3,000	277
2006	2	1						1,600	291
Total	78	47	1	2	1	12	26	712,842	79

TOP TOURNAMENT SUMMARY

<u>Tournament</u>	<u>'05</u>
The Masters	
US Open	T28
British Open	
PGA Championship	
THE PLAYERS	
TOUR Championship	
WGC-Accenture	
WGC-Cadillac	
WGC-Bridgestone	
WGC-HSBC Champions	
The Barclays	
Deutsche Bank Championship	
BMW Championship	

Brad Faxon (FAX-un)



EXEMPT STATUS: Past Champion

HEIGHT: 6-1

WEIGHT: 190

BIRTHDATE: August 1, 1961

BIRTHPLACE: Oceanport, NJ

RESIDENCE: Barrington, RI

FAMILY: Wife, Dory; Melanie, Emily, Sophie, Charlotte

SPECIAL INTERESTS: All sports, golf course design, family

EDUCATION: Furman University (1983, Economics)

TURNUED PRO: 1983

Q-SCHOOL: Fall 1983

JOINED TOUR: 1984

PGA TOUR VICTORIES (8):

1991 Buick Open. 1992 New England Classic. 1992 The International. 1997 Freeport-McDermott Classic. 1999 B.C. Open. 2000 B.C. Open. 2001 Sony Open in Hawaii. 2005 Buick Championship

INTERNATIONAL VICTORIES:

(1): 1993 Heineken Australian Open [Aus].

NATIONAL TEAMS:

Ryder Cup (2), 1995, 1997; Walker Cup (1), 1983; Dunhill Cup (1), 1997.

OTHER VICTORIES:

(10): 1986 Provident Classic. 1994 Franklin Templeton Shootout [with Fred Couples]. 1995 Fred Meyer Challenge [with Greg Norman]. 1996 Fred Meyer Challenge [with Greg Norman]. 1997 Fred Meyer Challenge [with Greg Norman]. 1999 Fred Meyer Challenge [with Billy Andrade]. 2001 Fred Meyer Challenge [with Billy Andrade], Franklin Templeton Shootout [with Scott McCarron]. 2002 Franklin Templeton Shootout [with Scott McCarron].

2011 PGA TOUR HIGHLIGHTS:

After turning 50 in August, split his time between the PGA TOUR and Champions Tour. Made 12 TOUR starts and seven on the Champions Tour, where he claimed three top-30 finishes, highlighted by a win...Won his first Champions Tour event, at the rain-shortened Insperity Championship. Win outside Houston made him the sixth first-time winner on the Champions Tour and the fourth consecutive, a first on the circuit since 2001. Holed a 6-foot birdie putt on No. 17 at The Woodlands Saturday that proved to be the difference after heavy afternoon rains washed out the final round. Became the first player since Leonard Thompson at the 1998 Coldwell Banker Burnet Classic to claim his first Champions Tour victory in a rain-shortened event.

PERSONAL:

Along with Billy Andrade, runs Billy Andrade/Brad Faxon Charities for Children, Inc., which was formed in 1991 and has donated more than \$15 million to youngsters in Rhode Island and southeastern Massachusetts. Organization was honored in 1999 with Golf Writers Association of America's Charlie Bartlett Award, given to playing professionals for their unselfish contributions to society...Along with Andrade, serves as host for CVS Caremark Charity Classic, which is Rhode Island's largest charitable sporting event (cvsgolf.com)...Created own ju-

nior golf foundation and hosts its annual tournament in Rhode Island. With Andrade, is the co-chair of Button Hole, a short course that serves as a teaching and learning center for kids...Featured on the cover of Golf World (November 1, 2010) with wife, Dory, for the magazine's charity issue...Favorite cities to visit include Florence, Sydney, Chicago and New York...A guilty pleasure is Haagen-Dazs milkshakes...Follows the New England Patriots and enjoys hockey, as well...Says his favorite gadget is his iPhone...One of his favorite activities is skiing with his family...Favorite vacation spot is Italy because his wife, Dory, speaks fluent Italian.

PLAYER STATISTICS:

Scoring Average	74.07	(N/A)
Driving Distance	271.8	(N/A)
Driving Accuracy Percentage	63.75%	(N/A)
Greens in Regulation Percentage	51.69%	(N/A)
Strokes Gained - Putting	.438	(N/A)

MISC STATISTICS:

CAREER PGA TOUR LOW ROUND/ROUND

61-2005 Buick Championship/4

LARGEST PGA TOUR PAYCHECK

\$774,000-2005 Buick Championship/1

HIGHEST OWGR RANK

After 1997 Buick Open/11

PGA TOUR CAREER SUMMARY

Year	Events Played	Cuts Made	1st	2nd	3rd	Top 10	Top 25	FedExCup Pts	FedExCup Rank	Earnings	Money Rank
2011	12										
2010	23	5						220	220	55,482	220
2009	23	5						225	225	57,213	221
2008	3										
2007	18	5						205	205	84,645	219
2006	26	13					5			543,681	143
2005	23	14	1		1	4	8			1,700,535	45
2004	28	20				2	8			1,016,898	76
2003	27	22		3	1	8	15			2,718,445	11
2002	25	21		2	1	5	10			1,814,672	31
2001	26	21	1			6	12			1,951,412	18
2000	29	20	1			5	9			999,460	46
1999	21	15	1			1	7			582,691	68
1998	25	19				1	8			401,496	74
1997	23	17	1	3		6	10			1,233,505	10
1996	22	22		4		9	14			1,055,050	8
1995	25	19		1		5	8			471,887	37
1994	25	23			2	6	10			612,847	24
1993	25	20				4	11			312,023	55
1992	26	20	2	2		7	12			812,093	8
1991	28	23	1		1	4	11			422,088	34
1990	28	16			1	3	8			197,118	81
1989	28	20		2		2	5			222,076	63
1988	29	15			1	3	8			162,656	74
1987	28	19				2	10			113,534	90
1986	34	16				1	2			92,716	90
1985	31	15				1	6			46,813	124
1984	33	19			1	2	6			71,688	82
1983A	1	1									
1983	8	5				1	2			16,526	160
1982A	1										
1981A	2	1									
Total	706	451	8	17	9	88	205			17,769,249	42

CHAMPIONS TOUR CAREER SUMMARY

Year	Events Played	Cuts Made	1st	2nd	3rd	Top 10	Top 25	Earnings	Money Rank
2011	7	7	1			1	2	331,711	47
Total	7	7	1			1	2	331,711	264

TOP TOURNAMENT SUMMARY

Tournament	'81	'82	'83	'84	'85	'86	'87	'88	'89	'90	'91	'92	
The Masters												T31	
US Open		CUT	CUT	T50		57		CUT	T33	66	CUT	CUT	
British Open						CUT		T11	T73				
PGA Championship						CUT	CUT	CUT	CUT	CUT	T48	T15	
THE PLAYERS					T33	CUT	CUT	CUT	T17	T70	CUT	T67	
TOUR Championship												T7	
WGC-Accenture													
WGC-Cadillac													
WGC-Bridgestone													
WGC-HSBC Champions													
The Barclays					CUT	CUT	T12	CUT	T48	T36	T43	T31	T34
Deutsche Bank Championship													
BMW Championship				T44	T41			T31	T3	CUT		CUT	

Tournament	'93	'94	'95	'96	'97	'98	'99	'00	'01	'02	'03	'04
The Masters	T9	T15	T17	T25	CUT	T26	T24		T10	T12	T23	T31
US Open	T68	T33	T56	T82	T65	T49		CUT	CUT	T66	CUT	CUT
British Open	CUT	7	T15	T32	T20	T11			T47	CUT	T46	T60
PGA Championship	T14	T30	5	T17	CUT	T13	T61	T27	T59	T29	CUT	T13
THE PLAYERS	DQ	T6	T49		4	T35	T46	T77	T26	T36	T11	T42
TOUR Championship		T26		2	T6				T26		T21	
WGC-Accenture							T33		T5	3	T17	T33
WGC-Cadillac									CNL	T49	T16	T13
WGC-Bridgestone										T63	T9	T32
WGC-HSBC Champions												
The Barclays	T13	T3	T29	T6	11	T12		T68	T6	T12	T8	T23
Deutsche Bank Championship											T24	T9
BMW Championship				T55				T29	T20		CUT	

Tournament	'05	'06
The Masters		
US Open		
British Open	T23	
PGA Championship	CUT	CUT
THE PLAYERS	T46	T16
TOUR Championship		
WGC-Accenture		
WGC-Cadillac		
WGC-Bridgestone		T31
WGC-HSBC Champions		
The Barclays	T3	T18
Deutsche Bank Championship	T15	CUT
BMW Championship		

Gonzalo Fernandez-Castano



EXEMPT STATUS: None/International Player

HEIGHT: 5-11

WEIGHT: 187

BIRTHDATE: October 13, 1980

BIRTHPLACE: Madrid, Spain

RESIDENCE: Madrid, Spain

FAMILY: Wife, Alicia

SPECIAL INTERESTS: Tennis, hunting

TURNED PRO: 2004

PGA TOUR BEST FINISHES:

T32–2009 PGA Championship

INTERNATIONAL VICTORIES:

(4): 2005 KLM Open [Eur]. 2006 BMW Asian Open [Eur]. 2007 Italian Open [Eur]. 2008 British Masters [Eur]. 2011 Barclays Singapore Open [Eur].

NATIONAL TEAMS:

Seve Trophy (2), 2007, 2009.

2011 PGA TOUR HIGHLIGHTS:

Highlight of his injury-plagued year was his victory at the rain-shortened Barclays Singapore Open in November. Went to the 72nd hole needing a birdie to win and a par to force a playoff. Hit his drive on the par-5 finishing hole at Sentosa GC into the water but rallied and made a 13-foot par putt to force a playoff with Juvic Pagunsan. The duo only hit two shots during the sudden-death extra session when bad weather forced a Monday morning finish. Made a birdie on the second extra hole to hold off Pagunsan...After a missed cut at the Commercialbank Qatar Masters in early February, he didn't play again until August due to an ongoing back injury...Picked up his first top-10 in his ninth European Tour start, at the Bankia Madrid Masters in October...Added a second top-10, also in Spain, finishing solo second but a distant 11 strokes behind winner Sergio Garcia at the Castello Masters in Valencia.

PERSONAL:

An accomplished tennis player...Began playing golf under the tutelage of his father at age 5.

MISC STATISTICS:

CAREER PGA TOUR LOW ROUND/ROUND
66–2009 Mayakoba Golf Classic at Riviera Maya-Cancun/2

LARGEST PGA TOUR PAYCHECK
\$62,500–2010 World Golf Championships-CA Championship/T37

HIGHEST OWGR RANK
After 2009 Buick Open/40

PGA TOUR CAREER SUMMARY

Year	Events Played	Cuts Made	1st	2nd	3rd	Top 10	Top 25	FedExCup Pts	FedExCup Rank	Earnings	Money Rank
2010	3	2								37,133	
2009	5	4								70,617	
2008	1										
2006	5	2								21,578	
Total	14	8								129,328	

EUROPEAN TOUR 2011 SUMMARY

Year	Events Played	Cuts Made	1st	Earnings	Money Rank
2011	13	7		495,845	

JAPAN TOUR 2011 SUMMARY

Year	Events Played	Cuts Made	1st	Earnings	Money Rank
2011	1	1		176,580	

ASIAN TOUR 2011 SUMMARY

Year	Events Played	Cuts Made	1st	Earnings	Money Rank
2011	1	1	1	1,000,000	

TOP TOURNAMENT SUMMARY

Tournament	'06	'09	'10
The Masters			
US Open			CUT
British Open	T48	T47	CUT
PGA Championship	CUT	T32	T33
THE PLAYERS			
TOUR Championship			
WGC-Accenture			
WGC-Cadillac			T37
WGC-Bridgestone	75	T70	
WGC-HSBC Champions		T45	
The Barclays			
Deutsche Bank Championship			
BMW Championship			

Ross Fisher



EXEMPT STATUS: None/International Player

HEIGHT: 6-3

WEIGHT: 168

BIRTHDATE: November 22, 1980

BIRTHPLACE: Ascot, England

RESIDENCE: Cheam, England

FAMILY: Wife, Joanne; two children, Eve and Harry

SPECIAL INTERESTS: Cars, movies, computer games

TURNED PRO: 2004

PGA TOUR BEST FINISHES:

4–2009 World Golf Championships-Accenture Match Play Championship

BEST 2011 PGA TOUR FINSHES:

T15–Masters Tournament.

INTERNATIONAL VICTORIES:

(4): 2007 KLM Open [Eur]. 2008 European Open [Eur]. 2009 Volvo World Match Play Championship [Eur]. 2010 3 Irish Open [Eur].

NATIONAL TEAMS:

Ryder Cup (1), 2010; World Cup (2), 2008, 2009. Seve Trophy (2), 2009, 2011.

OTHER VICTORIES:

(1): 2003 Finnish Amateur Open.

2011 PGA TOUR HIGHLIGHTS:

Played solidly at the KLM Open in the Netherlands in September. Struggled to a 4-over 74 in the second round at Hilversum GC that proved to be his undoing. Opened and closed with a 66, and had a 67 in the third round. Ended T6...Had three other European top-10 finishes, at the BMW International Open, the Volvo World Match Play Championship and the Omega Dubai Desert Classic...Finished 15th at the Masters, securing an automatic return invitation to Augusta in 2012.

PERSONAL:

Learned golf at Wentworth Club after being introduced to the game by his step-father at age 3...Web

site is ross-fisher.com.

PLAYER STATISTICS:

Scoring Average	71.40	(N/A)
Driving Distance	295.1	(N/A)
Driving Accuracy Percentage	61.04%	(N/A)
Greens in Regulation Percentage	62.63%	(N/A)
Strokes Gained - Putting	-.743	(N/A)

MISC STATISTICS:

CAREER PGA TOUR LOW ROUND/ROUND

67–2009 Quail Hollow Championship/2

LARGEST PGA TOUR PAYCHECK

\$490,000–2009 World Golf Championships-Accenture Match Play Championship/4

HIGHEST OWGR RANK

After 2009 Viking Classic/17

PGA TOUR CAREER SUMMARY

Year	Events Played	Cuts Made	1st	2nd	3rd	Top 10	Top 25	FedExCup Pts	FedExCup Rank	Earnings	Money Rank
2011	8	5					2			163,385	
2010	10	6								66,582	
2009	10	8				2	4			544,547	
2008	6	3								33,267	
2007	1										
Total	35	22				2	6			807,780	

EUROPEAN TOUR 2011 SUMMARY

Year	Events Played	Cuts Made	1st	Earnings	Money Rank
2011	16	13		433,816	

ASIAN TOUR 2011 SUMMARY

Year	Events Played	Cuts Made	1st	Earnings	Money Rank
2011	3	1		25,625	

TOP TOURNAMENT SUMMARY

Tournament	'07	'08	'09	'10	'11
The Masters			T30	CUT	T15
US Open		CUT	5	CUT	
British Open	CUT	T39	T13	T37	CUT
PGA Championship		CUT	T19	CUT	T45
THE PLAYERS TOUR Championship			CUT	CUT	CUT
WGC-Accenture			4	T33	T17
WGC-Cadillac		T34	T46	T45	T61
WGC-Bridgestone		T56	43	T46	DNS
WGC-HSBC Champions			T28	T16	
The Barclays					
Deutsche Bank Championship					
BMW Championship					

Steve Flesch



EXEMPT STATUS: 134th on 2011 money list
HEIGHT: 5-11
WEIGHT: 165
BIRTHDATE: May 23, 1967
BIRTHPLACE: Cincinnati, OH
RESIDENCE: Union, KY

FAMILY: Children, Griffin McCarty, Lily Katelin
SPECIAL INTERESTS: Golf course design
EDUCATION: University of Kentucky
TURNED PRO: 1990
 Nationwide Tour Graduate (1999)
JOINED TOUR: 1998

PGA TOUR VICTORIES (4):

2003 HP Classic of New Orleans. 2004 Bank of America Colonial. 2007 Reno-Tahoe Open. 2007 Turning Stone Resort Championship

BEST 2011 PGA TOUR FINSHES:

T3--Reno-Tahoe Open.

INTERNATIONAL VICTORIES:

(1): 1996 Malaysian Open [Asia].

2011 PGA TOUR HIGHLIGHTS:

Posted only top 10 of the season in his 21st start—a T3 at the Reno-Tahoe Open. It marked his first top

10 on the PGA TOUR since a solo eight-place showing at the 2010 Valero Texas Open. It propelled him from No. 140 to No. 114 in the FedExCup standings, helping him earn his fourth trip in five seasons of the PGA TOUR Playoffs for the FedExCup. Would finish well down the leaderboard at The Barclays to ultimately finish the season No. 124 in the FedExCup standings.

PERSONAL:

Began game right-handed before switching over to natural left side...One of five lefthanders (Vic Wilk, Eric Axley, Greg Chalmers and Ted Potter, Jr.) to win on the Nationwide Tour...He is a Cincinnati Reds, Cincinnati Bengals and Kentucky Wildcats basketball fan...Interested in getting involved in golf-course design...Inducted into the Kentucky Golf Hall of Fame in December 2007...Has done some TV

work with Golf Channel.

PLAYER STATISTICS:

Scoring Average	71.12	(123)
Driving Distance	282.5	(159)
Driving Accuracy Percentage	61.43%	(100)
Greens in Regulation Percentage	59.85%	(185)
Strokes Gained - Putting	.322	(39)

MISC STATISTICS:

CAREER PGA TOUR LOW ROUND/ROUND

62--2003 Las Vegas Invitational/1

LARGEST PGA TOUR PAYCHECK

\$1,080,000--2007 Turning Stone Resort Championship/1

HIGHEST OWGR RANK

After 2004 Booz Allen Classic/22

PGA TOUR CAREER SUMMARY

Year	Events Played	Cuts Made	1st	2nd	3rd	Top 10	Top 25	FedExCup Pts	FedExCup Rank	Earnings	Money Rank
2011	27	17			1	1	4	124	124	594,622	134
2010	25	13				1	1	152	152	440,374	161
2009	27	12				2	3	119	119	668,052	124
2008	29	19				2	10	81	81	1,265,059	87
2007	31	19	2			3	6	42	42	2,288,899	26
2006	33	26			2	4	8			1,417,615	61
2005	30	16				2	5			869,106	95
2004	31	24	1		1	4	11			2,461,787	18
2003	33	21	1			9	12			2,269,630	21
2002	32	22				7	11			1,192,341	52
2001	32	24				6	14			1,207,552	44
2000	32	29		1		13	21			2,025,781	13
1999	31	20		1		3	6			552,346	75
1998	29	23		1	1	5	14			777,186	35
1996	1										
1994	1										
1993	2	2								6,786	252
Total	426	287	4	3	5	62	126			18,037,136	40

NATIONWIDE TOUR CAREER SUMMARY

Year	Events Played	Cuts Made	1st	2nd	3rd	Top 10	Top 25	Earnings	Money Rank
1998	1	1		1		1	1	34,050	63
1997	27	19	1	1		9	14	133,190	4
1994	1	1						360	292
1991	2	1						570	297
1990	1	1					1	1,400	182
Total	32	23	1	2		10	16	169,570	457

TOP TOURNAMENT SUMMARY

Tournament	'93	'94	'96	'98	'99	'00	'01	'02	'03	'04	'05	'06
The Masters							CUT			T17	T29	
US Open	84	CUT	CUT		CUT		CUT	T18	CUT	T7	T67	
British Open						T20	CUT		CUT	T54	77	
PGA Championship				T13	T34	CUT	T13	T17	CUT	T37	T10	T24
THE PLAYERS					CUT	T38	T40	CUT	T39	CUT	T79	T63
TOUR Championship						15			T9	T21		
WGC-Accenture							T33	T9		T17	T33	
WGC-Cadillac						T11			T21	T23		
WGC-Bridgestone									T11	T48		
WGC-HSBC Champions												
The Barclays					T10	T42	T56	T55	T34			T81
Deutsche Bank Championship									T7	W/D	77	T30
BMW Championship				T22	CUT	T9	T7	T43	T37	CUT	T21	T50

Tournament	'07	'08	'09	'10	'11
The Masters		T5	T6	T38	
US Open		CUT			
British Open					
PGA Championship	T23	6	T32		
THE PLAYERS	CUT	CUT	T64	T32	
TOUR Championship					
WGC-Accenture					
WGC-Cadillac					
WGC-Bridgestone		T48			
WGC-HSBC Champions					
The Barclays	T12	CUT	DQ		W/D
Deutsche Bank Championship	75	T15			
BMW Championship					

Martin Flores



EXEMPT STATUS: 24th on 2011 Nationwide Tour money list
HEIGHT: 6-0
WEIGHT: 180
BIRTHDATE: February 17, 1982
BIRTHPLACE: Fort Worth, TX
RESIDENCE: Dallas, TX
FAMILY: Wife, Candice

SPECIAL INTERESTS: All sports, fishing, working out, spending time with family and friends
EDUCATION: University of Oklahoma (2004, Marketing)
TURNED PRO: 2004
Q-SCHOOL: 2009
 Nationwide Tour Graduate (2011)
JOINED TOUR: 2010

PGA TOUR BEST FINISHES:

T10–2010 Reno-Tahoe Open

2011 PGA TOUR HIGHLIGHTS:

Finished his season No. 24 on the Nationwide Tour money list, with four top-10 finishes in 25 starts...First top 10 of the year, and of his career, was a T8 at the South Georgia Classic...Was a career-best T2 at The Rex Hospital Open, one shot back of winner Kyle Thompson. Was part of a six-way tie for the lead late in the final round but closed with five consecutive pars for a 5-under 66...Followed up a week later with a T7 at the Preferred Health Systems Wichita Open by posting four sub-70 scores at Crestview CC. Moved to No. 16 on the money list through the schedule's first 10 events...Collected his fourth top-10 eight starts later at the News Sentinel Open. Entered the final round T22 and seven shots back but posted a 7-under 65 Sunday to post the clubhouse lead at 17-under 271. He finished

two hours before the leaders completed their rounds. He was eventually passed and wound up four shots back and T5.

PERSONAL:

Enjoys fishing and working out..Has used Randy Smith as an instructor. Lists Oakmont CC among the favorite courses he's played and would like to play Augusta National...Never travels without his iPhone...First car was a Honda, now drives a Tahoe...Favorite college team is Oklahoma. Favorite pro team is the Dallas Cowboys. Favorite TV show is "Entourage" and "The Hangover" is his favorite movie. Favorite entertainer is Little Wayne. Favorite food is his grandmother's enchiladas. Favorite athlete to watch is Tiger Woods. Favorite vacaton spots are Cabo San Lucas and the Bahamas...Doesn't believe in superstitions or lucky charms. Likes rap and hip hop music...Has skydiving and a trip to Paris on his bucket list...Is involved with the Leukemia Lym-

phoma Society because his uncle died of lymphoma, Is also involved with the St. Vincent De Paul Society through his church.

PLAYER STATISTICS:

Scoring Average	74.04	(N/A)
Driving Distance	302.0	(N/A)
Driving Accuracy Percentage	26.79%	(N/A)
Greens in Regulation Percentage	52.78%	(N/A)
Strokes Gained - Putting	.832	(N/A)

MISC STATISTICS:

CAREER PGA TOUR LOW ROUND/ROUND
 65–3 times, most recent 2010 Bob Hope Classic/3

LARGEST PGA TOUR PAYCHECK
\$69,000–2010 Reno-Tahoe Open/T10

HIGHEST OWGR RANK
 After 2011 TOUR Championship by Coca-Cola/404

PGA TOUR CAREER SUMMARY

Year	Events Played	Cuts Made	1st	2nd	3rd	Top 10	Top 25	FedExCup Pts	FedExCup Rank	Earnings	Money Rank
2011	2										
2010	26	11				1	4	186	186	318,673	175
2006	1										
Total	29	11				1	4			318,673	

NATIONWIDE TOUR CAREER SUMMARY

Year	Events Played	Cuts Made	1st	2nd	3rd	Top 10	Top 25	Earnings	Money Rank
2011	25	16		1		4	10	182,612	24
2010	2	1					1	10,200	178
2009	9	4					2	21,950	156
2007	1								
2005	1								
Total	38	21		1		4	13	214,762	381

Rickie Fowler



EXEMPT STATUS: 36th on 2011 money list
HEIGHT: 5-9
WEIGHT: 150
BIRTHDATE: December 13, 1988
BIRTHPLACE: Marietta, CA
RESIDENCE: Jupiter, FL

FAMILY: Single
SPECIAL INTERESTS: Fishing, motocross
EDUCATION: Oklahoma State University
TURNED PRO: 2009
Q-SCHOOL: 2009
JOINED TOUR: 2010

PGA TOUR BEST FINISHES:

T2–2009 Frys.com Open. 2–2010 Waste Management Phoenix Open. 2–2010 the Memorial Tournament presented by Nationwide Insurance. T2–2011 World Golf Championships-Bridgestone Invitational

BEST 2011 PGA TOUR FINISHES:

T2–World Golf Championships-Bridgestone Invitational.

INTERNATIONAL VICTORIES:

(1): 2011 Kolon Korea Open [OneAsia].

NATIONAL TEAMS:

Ryder Cup (1), 2010; Walker Cup (2), 2007, 2009.

2011 PGA TOUR HIGHLIGHTS:

Won his first tournament as a professional, the Kolon Korea Open on the OneAsia Tour, when he rolled to a six-stroke win over Rory McIlroy at Woo Jeong Hills CC in early October. He took control of the tournament in the third round when he shot an 8-under 63. He followed that with a 3-under 68 Sunday. The

victory was worth a little under \$250,000...Posted first of four top-10s on the season in his fourth start in his World Golf Championships-Accenture Match Play Championship debut, finishing T9. Defeated Peter Hanson (1-up) and Phil Mickelson (6 and 5) before losing to Matt Kuchar (2 and 1) in the third round...Along with Tiger Woods, turned in the round of the day Sunday of the World Golf Championships-Cadillac Championship with a 6-under 66 to finish eighth...Entered the final round of the AT&T National tied for the lead with Nick Watney at 9-under but struggled to a closing, 4-over 74 to finish T13. Marked the second time in his PGA TOUR career he has carried the 54-hole lead/co-lead into the final round and failed to win...Enjoyed his best finish among seven major championship starts, with a T5 at the British Open at Royal St. George's. Opened with three par-or-better rounds to enter the final round three strokes behind Darren Clarke. Closed with a 2-over 72 in windy conditions to finish tied with fellow Americans Chad Campbell and Anthony Kim...Finished T2 at the World Golf Championships-Bridgestone Invitational for his third top 10 in five World Golf Championships starts. Led the field with only 100 putts. He was one of five players to record all four rounds in the 60s. Held a share of the second-round lead with three other players.

PERSONAL:

His father, Rod, owns a trucking company. Father enjoyed riding dirt bikes and won the 1986 Baja 1000 while racing for a Yamaha team. Gave up serious dirt-bike riding after an accident prior to his freshman year in high school resulted in a couple of broken bones in his foot. His middle name comes from his grandfather, Taka Tanaka. His younger sister, Taylor, attends Cal State-Fullerton, where she is on the golf team...Started playing golf at age 3...Biggest thrill in golf was playing in the Walker Cup...Biggest thrill outside of golf is being in the air on his bike.

PLAYER STATISTICS:

Scoring Average	70.01	(20)
Driving Distance	299.5	(25)
Driving Accuracy Percentage	56.70%	(157)
Greens in Regulation Percentage	64.47%	(120)
Strokes Gained - Putting	.377	(31)

MISC STATISTICS:

CAREER PGA TOUR LOW ROUND/ROUND

62–2011 Waste Management Phoenix Open/2

LARGEST PGA TOUR PAYCHECK

\$665,000–2011 World Golf Championships-Bridgestone Invitational/T2

HIGHEST OWGR RANK

After 2011 The McGladrey Classic/23

PGA TOUR CAREER SUMMARY

Year	Events Played	Cuts Made	1st	2nd	3rd	Top 10	Top 25	FedExCup Pts	FedExCup Rank	Earnings	Money Rank
2011	24	19		1		4	11	43	43	2,084,681	36
2010	28	20		2	1	7	10	32	32	2,857,108	22
2009A	3	1									
2009	3	3		1		2	2			571,090	
2008A	2	1									
Total	60	44		4	1	13	23			5,512,880	201

NATIONWIDE TOUR CAREER SUMMARY

Year	Events Played	Cuts Made	1st	2nd	3rd	Top 10	Top 25	Earnings	Money Rank
2009A	1	1		1		1	1		
2009	2	1						5,900	216
2008A	1	1							
Total	4	3		1		1	1	5,900	

ASIAN TOUR 2011 SUMMARY

Year	Events Played	Cuts Made	1st	Earnings	Money Rank
2011	1	1	1	211	

AUSTRALIAN TOUR 2011 SUMMARY

Year	Events Played	Cuts Made	1st	Earnings	Money Rank
2011	1	1		19,318	

TOP TOURNAMENT SUMMARY

Tournament	'08	'09	'10	'11
The Masters				T38
US Open	T60	CUT		CUT
British Open			T14	T5
PGA Championship			T58	T51
THE PLAYERS			CUT	CUT
TOUR Championship				
WGC-Accenture				T9
WGC-Cadillac				8
WGC-Bridgestone			T33	T2
WGC-HSBC Champions			T25	
The Barclays			T36	T52
Deutsche Bank Championship			T41	T52
BMW Championship			T45	48

Carlos Franco



EXEMPT STATUS: Past Champion
HEIGHT: 5-9
WEIGHT: 165
BIRTHDATE: May 24, 1965
BIRTHPLACE: Asuncion, Paraguay
RESIDENCE: Asuncion, Paraguay

FAMILY: Wife, Celsa; Carlos, Alcides, Jessenia Catalina
SPECIAL INTERESTS: Charity, fishing
TURNED PRO: 1986
Q-SCHOOL: 1998, 2007
 Nationwide Tour Alumnus
JOINED TOUR: 1999

PGA TOUR VICTORIES (4):

1999 COMPAQ Classic of New Orleans. 1999 Greater Milwaukee Open. 2000 COMPAQ Classic of New Orleans. 2004 U.S. Bank Championship in Milwaukee

INTERNATIONAL VICTORIES:

(27): 1994 Jun Classic [Jpn]. 1995 Sapporo Tokyo Open [Jpn]. 1996 ANA Open [Jpn]. 1998 Just System KSB Open [Jpn], Fuji Sankei Classic [Jpn]. 1999 Philippines Open. [Also won 21 times in South America, including last three Brazilian Opens].

NATIONAL TEAMS:

The Presidents Cup (2) 1998, 2000; World Cup (3), 1992, 2000, 2003.

2011 PGA TOUR HIGHLIGHTS:

Did not make a cut on the PGA TOUR, and his best Nationwide Tour finish was a T25 at the Utah Championship.

PERSONAL:

Grew up in poverty in Paraguay. Family of nine shared a one-room, dirt-floor home...Father was a greens superintendent and caddie at course in Asuncion...All five of his brothers became golf professionals. Brother Angel won the 1993 Dominion Open on Nationwide Tour...Appointed Minister De Deportes (Minister of Sports) in 1999...Raised more than \$700,000 for needy patients at hospitals in Asuncion, including victims from the Aug. 1, 2004 fire that claimed nearly 500 lives...Has often played in events without warming up.

PLAYER STATISTICS:

Scoring Average	74.65	(N/A)
Driving Distance	262.8	(N/A)
Driving Accuracy Percentage	53.57%	(N/A)
Greens in Regulation Percentage	58.33%	(N/A)
Strokes Gained - Putting	-.990	(N/A)

MISC STATISTICS:

CAREER PGA TOUR LOW ROUND/ROUND

63-2 times, most recent 2004 Sony Open in Hawaii/1

LARGEST PGA TOUR PAYCHECK

\$630,000-2004 U.S. Bank Championship in Milwaukee/1

HIGHEST OWGR RANK

After 2000 Kemper Insurance Open/16

PGA TOUR CAREER SUMMARY

Year	Events Played	Cuts Made	1st	2nd	3rd	Top 10	Top 25	FedExCup Pts	FedExCup Rank	Earnings	Money Rank
2011	3										
2010	11	4					2	195	195	123,232	200
2009	10	5						217	217	60,261	218
2008	25	12					5	159	159	378,769	170
2007	12	5					1	218	218	108,021	214
2006	29	13				1	3			454,385	154
2005	25	14		1		2	4			1,029,267	76
2004	27	23	1		2	4	10			1,955,395	29
2003	30	19				1	7			672,022	94
2002	31	22				2	8			652,147	102
2001	27	17					8			486,665	104
2000	24	20	1			6	11			1,550,592	30
1999	22	15	2		3	7	10			1,864,584	11
1998	2	2								21,079	242
1997	2	2				1	1			74,950	181
1994	1										
Total	281	173	4	1	5	24	70			9,431,368	128

NATIONWIDE TOUR CAREER SUMMARY

Year	Events Played	Cuts Made	1st	2nd	3rd	Top 10	Top 25	Earnings	Money Rank
2011	7	2					1	6,260	202
2010	2								
2008	1	1						4,292	231
2007	7	3				1	1	30,780	131
Total	17	6				1	2	41,332	785

TOP TOURNAMENT SUMMARY

Tournament	'94	'97	'98	'99	'00	'01	'02	'03	'04	'05	'06
The Masters				T6	T7	46				CUT	
US Open				T34	T61	CUT			W/D	CUT	
British Open	CUT		T64	CUT	CUT	T54					
PGA Championship		70	T40	T26	T58	T29		T18	T31	T59	
THE PLAYERS				CUT	T27	CUT	T22	T48	T58	CUT	T45
TOUR Championship				T15	24				T24		
WGC-Accenture				T17	T33						
WGC-Cadillac				T48	T45				T28		
WGC-Bridgestone				T7	T27	20	T42		T58		
WGC-HSBC Champions											
The Barclays							CUT	CUT	T60		T77
Deutsche Bank Championship								T47	W/D	T47	T44
BMW Championship						CUT	T43	T24	T17		CUT

Marcus Fraser



EXEMPT STATUS: None/International Player
HEIGHT: 6-0
WEIGHT: 196
BIRTHDATE: April 26, 1978
BIRTHPLACE: Corowa, New South Wales, Australia

RESIDENCE: Melbourne, Australia
FAMILY: Wife, Carlie
SPECIAL INTERESTS: Music, all sports
TURNED PRO: 2002

PGA TOUR BEST FINISHES:

T35--2006 British Open Championship

BEST 2011 PGA TOUR FINSHES:

T45--World Golf Championships-Cadillac Championship.

INTERNATIONAL VICTORIES:

(4): 2003 Nykredit Danish Open [EurChall], Talma Finnish Championship [EurChall], BMW Russian Open [Eur]. 2010 Ballantine's Championship [Eur].

2011 PGA TOUR HIGHLIGHTS:

Did his best work late in the year when he had a pair of runner-up finishes. Had a final-round 69 at the Australian PGA Championship, a day after shooting

a 74 to seemingly knock himself out of contention. Made it into a playoff against Greg Chalmers and Robert Allenby, an extra session Chalmers would win...Three weeks later, he moved up the leaderboard at the JBWere Masters with a Sunday 64 at Victoria GC in Melbourne, Australia, to finish solo second, three strokes behind Ian Poulter. The win helped move him into the top 100 (No. 97) in the Official World Golf Ranking for the first time...Turned in three top-10 European Tour finishes, with his best showing coming at the BMW PGA Championship where he used a final-round 67 to move from a tie for 23rd when the day began into a T4...Had a pair of eighth-place performances, at the Castello Masters and the Iskandar Johor Open...On the Asian Tour, was T8 at the Iskandar Johor Open in Malaysia...In his lone PGA TOUR start, he was T45 at the World Golf Championships-Cadillac Championship.

PERSONAL:

His brother Adam is an Asian Tour player.

PLAYER STATISTICS:

Scoring Average	73.02	(N/A)
Driving Distance	257.4	(N/A)
Driving Accuracy Percentage	66.07%	(N/A)
Greens in Regulation Percentage	47.22%	(N/A)
Strokes Gained - Putting	1.367	(N/A)

MISC STATISTICS:

CAREER PGA TOUR LOW ROUND/ROUND

68--2 times, most recent 2010 World Golf Championships-Bridgestone Invitational/3

LARGEST PGA TOUR PAYCHECK

\$55,500--2011 World Golf Championships-Cadillac Championship/T45

HIGHEST OWGR RANK

After 2011 Through Week Ending: 01/02/2012/97

PGA TOUR CAREER SUMMARY

Year	Events Played	Cuts Made	1st	2nd	3rd	Top 10	Top 25	FedExCup Pts	FedExCup Rank	Earnings	Money Rank
2011	1	1									
2010	1	1									
2007	1	1								25,016	
2006	1	1								36,483	
2005	1										
Total	5	4								61,499	

NATIONWIDE TOUR CAREER SUMMARY

Year	Events Played	Cuts Made	1st	2nd	3rd	Top 10	Top 25	Earnings	Money Rank
2009	1	1					1	5,163	
2008	1								
2003	1	1							
Total	3	2					1	5,163	

EUROPEAN TOUR 2011 SUMMARY

Year	Events Played	Cuts Made	1st	Earnings	Money Rank
2011	16	10		435,516	

ASIAN TOUR 2011 SUMMARY

Year	Events Played	Cuts Made	1st	Earnings	Money Rank
2011	3	3		113,063	

AUSTRALIAN TOUR 2011 SUMMARY

Year	Events Played	Cuts Made	1st	Earnings	Money Rank
2011	2	2		215,065	

TOP TOURNAMENT SUMMARY

Tournament	'05	'06	'07	'10	'11
The Masters					
US Open			T45		
British Open	CUT	T35			
PGA Championship					
THE PLAYERS					
TOUR Championship					
WGC-Accenture					
WGC-Cadillac					T45
WGC-Bridgestone				T58	
WGC-HSBC Champions				T63	
The Barclays					
Deutsche Bank Championship					
BMW Championship					

Harrison Frazar (FRAY-zhur)



EXEMPT STATUS: 2011 tournament winner (through 2013)

HEIGHT: 6-0

WEIGHT: 190

BIRTHDATE: July 29, 1971

BIRTHPLACE: Dallas, TX

RESIDENCE: Dallas, TX

FAMILY: Wife, Allison; William Harrison (12/2/99), Charles "Ford" (8/7/02), Richard Slayden (6/19/06)

SPECIAL INTERESTS: Sports, fishing, hunting

EDUCATION: University of Texas (1996, Psychology and Business Foundations)

TURNED PRO: 1996

Q-SCHOOL: 2008

Nationwide Tour Graduate (1997)

JOINED TOUR: 1998

PGA TOUR VICTORIES (1):

2011 FedEx St. Jude Classic

BEST 2011 PGA TOUR FINSHES:

P1–FedEx St. Jude Classic.

OTHER VICTORIES:

(1): 2011 Callaway Golf Pebble Beach Invitational.

2011 PGA TOUR HIGHLIGHTS:

Thanks to his first-career victory, at the FedEx St. Jude Classic, finished the season a career-best 77th in the FedExCup standings and 69th on the official money list—his highest season of earnings since finishing a career-best 48th in 2004...Entered the final round of the FedEx St. Jude Classic one shot behind 54-hole leader Robert Karlsson but carded a 3-under 67 to force a playoff with Karlsson, which he won with a par-4 on the third extra hole, No. 12. Earned his first PGA TOUR victory in his 355th career start and posted his first top 10 of the season. Forced a playoff despite hitting into the water on

No. 18 and making a bogey, just the second bogey on No. 18 by a FedEx St. Jude champion (Justin Leonard in 2005) since the event moved to TPC Southwind in 1989. Opening-round 71 was the first over-par first round by a FedEx St. Jude champion since Woody Austin (72) in 2007. Played the final three rounds in 14-under, with scores of 65-64-67. Victory came in his 10th start of the season, playing under a Major Medical Extension after undergoing hip surgery in August 2010, and was only guaranteed 11 PGA TOUR starts on the year. Became just the sixth player to earn his first PGA TOUR victory at the FedEx St. Jude Classic and the first since Dicky Pride, in 1994. Became the seventh first-time winner on TOUR in the season and moved to No. 40 in the FedEx Cup standings, his highest position since he was No. 35 following the 2007 Northern Trust Open. Would eventually finish the year No. 77 in the standings...Picked up an unofficial title late in the year at the Callaway Golf Pebble Beach Invitational, beating Camerron Tringale by a stroke at Pebble Beach GL.

PERSONAL:

Grew up in Abilene, TX and moved to Dallas in 1985. Was a three-time all-state player and won two state championships with Highland Park High from 1986-

1990...Graduated from University of Texas in 1996 with a degree in Psychology and Business Foundations. Went to work in Dallas for a commercial real-estate firm working as an analyst for office, retail and industrial acquisitions and development, as well as golf course management and development...Recently began designing golf courses in Texas...Enjoys spending time with friends and family.

PLAYER STATISTICS:

Scoring Average	70.89	(101)
Driving Distance	301.8	(17)
Driving Accuracy Percentage	51.49%	(184)
Greens in Regulation Percentage	62.45%	(164)
Strokes Gained - Putting	-.409	(163)

MISC STATISTICS:

CAREER PGA TOUR LOW ROUND/ROUND

62–5 times, most recent 2005 B.C. Open/4

LARGEST PGA TOUR PAYCHECK

\$1,008,000–2011 FedEx St. Jude Classic/1

HIGHEST OWGR RANK

After 1999 COMPAQ Classic of New Orleans/82

PGA TOUR CAREER SUMMARY

Year	Events Played	Cuts Made	1st	2nd	3rd	Top 10	Top 25	FedExCup Pts	FedExCup Rank	Earnings	Money Rank
2011	19	10	1			1	2	77	77	1,322,267	69
2010	17	4					2	189	189	201,280	187
2009	28	19				1	7	104	104	738,615	112
2008	23	13				1	4	174	174	444,059	163
2007	32	11				2	5	116	116	698,534	131
2006	29	18				2	11			889,022	98
2005	31	21			2	4	7			999,083	79
2004	25	17		2	1	4	7			1,446,764	48
2003	27	17			1	4	5			776,876	83
2002	28	15				5	6			731,295	96
2001	25	18				4	9			792,456	66
2000	24	12			2	2	5			608,535	79
1999	29	19		1		2	6			530,971	79
1998	26	16		1		3	5			461,633	63
1997	1										
Total	364	210	1	4	6	35	81			10,641,390	112

NATIONWIDE TOUR CAREER SUMMARY

Year	Events Played	Cuts Made	1st	2nd	3rd	Top 10	Top 25	Earnings	Money Rank
1998	1	1						473	288
1997	25	17	1		1	6	13	104,023	13
1996	1	1						570	261
Total	27	19	1		1	6	13	105,066	557

TOP TOURNAMENT SUMMARY

Tournament	'98	'99	'00	'01	'02	'03	'04	'05	'06	'07	'09	'10
The Masters												
US Open				T66	T54					T58		CUT
British Open												
PGA Championship	CUT	CUT	CUT	CUT			CUT		T20			
THE PLAYERS		CUT	T33	CUT	T44	CUT	CUT	CUT	T63	T52		CUT
TOUR Championship												
WGC-Accenture												
WGC-Cadillac												
WGC-Bridgestone												
WGC-HSBC Champions												
The Barclays	CUT	T46		T26	CUT			CUT		CUT	T52	
Deutsche Bank Championship						T42	T65	T52	T36	CUT		
BMW Championship	T9	T49	T29	CUT	T43			T56	CUT			

Tournament	'11
The Masters	
US Open	T30
British Open	69
PGA Championship	T39
THE PLAYERS	
TOUR Championship	
WGC-Accenture	
WGC-Cadillac	
WGC-Bridgestone	T66
WGC-HSBC Champions	T29
The Barclays	T58
Deutsche Bank Championship	CUT
BMW Championship	

Hiroyuki Fujita (HE-ro-you-key fu-JEE-tuh)



EXEMPT STATUS: None/International Player

HEIGHT: 5-8

WEIGHT: 150

BIRTHDATE: June 16, 1969

BIRTHPLACE: Tokyo, Japan

RESIDENCE: Tokyo, Japan

FAMILY: Wife, Yuriko; Hiroki (7/1/03)

SPECIAL INTERESTS: Baseball

EDUCATION: Senshu University (1992, Economics)

TURNED PRO: 1992

PGA TOUR BEST FINISHES:

T10–2011 The Honda Classic

BEST 2011 PGA TOUR FINSHES:

T10–The Honda Classic.

INTERNATIONAL VICTORIES:

(13): 1997 Suntory Open [Jpn], Mito Green Open [Jpn Chal], Twin Fields Cup [Jpn Chal]. 2001 Sun Chlorella Open [Jpn]. 2002 Asia Japan Okinawa Open [Jpn]. 2004 Token Homemate Cup [Jpn]. 2005 Munsingwear Open KSB Cup [Jpn]. 2008 Pine Valley Beijing Open [Asia]. 2009 Sega Sammy Cup [Jpn], Kansai Open [Jpn]. 2010 Tsuruya Open [Jpn], Golf Nippon Series JT Cup [Jpn]. 2011 Golf Nippon Series JT Cup [Jpn].

NATIONAL TEAMS:

World Cup (2), 1997, 2009

2011 PGA TOUR HIGHLIGHTS:

Waited until his final event of the Japan Golf Tour season to win. Captured the Golf Nippon Series JT Cup in December in a playoff over Toru Taniguchi in the rain-shortened event. He fired a final-round 64 to force overtime and moved to a final position of fourth on that Tour's order of merit following the victory...Also had a T3 at the Mynavi ABC Championship, where he shot rounds of 67-67 on the weekend...Added a pair of T4 performances, at the Japan Golf Tour Championship Citibank Cup and the Asia-Pacific Panasonic Open...Playing on a sponsor exemption, recorded his first top-10 finish in a PGA TOUR event with a T10 at The Honda Classic. Improved his score all four rounds at PGA National (72-71-69-67)...Missed the cut in his three major cham-

pionship starts, at the Masters Tournament, U.S. Open and British Open.

PLAYER STATISTICS:

Scoring Average	71.78	(N/A)
Driving Distance	285.8	(N/A)
Driving Accuracy Percentage	57.14%	(N/A)
Greens in Regulation Percentage	54.51%	(N/A)
Strokes Gained - Putting	-.360	(N/A)

MISC STATISTICS:

CAREER PGA TOUR LOW ROUND/ROUND

67–2 times, most recent 2011 The Honda Classic/4

LARGEST PGA TOUR PAYCHECK

\$136,800–2011 The Honda Classic/T10

HIGHEST OWGR RANK

After 2011 Bob Hope Classic/48

PGA TOUR CAREER SUMMARY

Year	Events Played	Cuts Made	1st	2nd	3rd	Top 10	Top 25	FedExCup Pts	FedExCup Rank	Earnings	Money Rank
2011	7	3				1	1			136,800	
2010	4	1								18,368	
2009	1	1								15,525	
2008	1	1								14,150	
2005	1	1								26,243	
2004	2	1								7,388	
2002	1	1					1			33,714	
Total	17	9				1	2			252,188	

JAPAN TOUR 2011 SUMMARY

Year	Events Played	Cuts Made	1st	Earnings	Money Rank
2011	24	22	1	1,110,749	

TOP TOURNAMENT SUMMARY

Tournament	'05	'08	'09	'10	'11
The Masters					CUT
US Open				T58	CUT
British Open	T41			CUT	CUT
PGA Championship		T68	T56	CUT	CUT
THE PLAYERS					
TOUR Championship					
WGC-Accenture					T33
WGC-Cadillac					T61
WGC-Bridgestone					
WGC-HSBC Champions				T46	T46
The Barclays					
Deutsche Bank Championship					
BMW Championship					

Fred Funk



EXEMPT STATUS: Major Medical Extension

HEIGHT: 5-8

WEIGHT: 165

BIRTHDATE: June 14, 1956

BIRTHPLACE: Takoma Park, MD

RESIDENCE: Ponte Vedra Beach, FL

FAMILY: Wife, Sharon; Eric (8/2/91), Taylor Christian (10/30/95), Perri Leigh (12/16/99)

SPECIAL INTERESTS: Water and snow skiing

EDUCATION: University of Maryland (1980, Law Enforcement)

TURNED PRO: 1981

Q-SCHOOL: 1988, 1989.

JOINED TOUR: 1989

PGA TOUR VICTORIES (8):

1992 Shell Houston Open. 1995 Ideon Classic at Pleasant Valley. 1995 Buick Challenge. 1996 B.C. Open. 1998 Deposit Guaranty Golf Classic. 2004 Southern Farm Bureau Classic. 2005 THE PLAYERS Championship. 2007 Mayakoba Golf Classic at Riviera Maya-Cancun

BEST 2011 PGA TOUR FINISHES:

T57–Sony Open in Hawaii.

INTERNATIONAL VICTORIES:

(1): 1993 Mexican Open.

NATIONAL TEAMS:

The Presidents Cup (2), 2003, 2005; Ryder Cup (1), 2004.

OTHER VICTORIES:

(4): 1983 Maryland Open. 1987 Maryland Open. 2005 CVS Charity Classic [with Chris DiMarco]. 2008 Wendy's 3-Tour Challenge [with Jay Haas and Nick Price].

2011 PGA TOUR HIGHLIGHTS:

Will play with a Major Medical Extension in 2012. Will have six events to earn \$656,286...Managed

just one cut in seven PGA TOUR starts, finishing T57 at the Sony Open in Hawaii...Qualified for his 22nd appearance in the U.S. Open but missed the cut at Congressional CC...Had his Champions Tour season cut short by injuries with his late start coming in July at the U.S. Senior Open. Days later underwent the first of his two surgeries in early August. Dr. Tom Graham repaired a torn ligament in his left thumb at the Cleveland Clinic and three days afterward he had surgery in Jacksonville, FL, to repair scar tissue in his right knee. Originally injured his thumb at the Greater Hickory Classic at Rock Barn, swinging a stretch stick into a porch railing while warming up at his rental home near the course...Had four top-10 finishes before being shelved...Runner-up to Bernhard Langer at The ACE Group Classic in Naples. Started the final round four strokes back and cut the margin to two shots early on the back nine at The Quarry but could get no closer...Posted his low round on the Champions Tour, a 10-under-par 62, in the final round of the Greater Hickory Classic at Rock Barn, but fell one stroke shy of earning a spot in the playoff with James Mason and eventual winner Mark Wiebe. This result came the week after successfully qualifying for the U.S. Open at Woodmont CC...Shot the low Sunday round at the Senior British Open to move up into a T7 at Walton Heath. Final-round 66 included a run of five straight birdies...Was also T7 at the Mississippi Gulf Resort Classic, thanks to consecutive weekend 68s at Fallen Oak.

PERSONAL:

Golf coach at University of Maryland from 1982 through 1988...Also worked as newspaper circulation supervisor before joining TOUR...One of the first

TOUR players to have LASIK surgery. One of his bag sponsors is Dr. Whitten & Associates...Named to the University of Maryland Athletic Hall of Fame in 2007 as well as the state of Maryland Athletic Hall of Fame...Active in Jacksonville (FL) community, raising funds for J.T. Townsend, who suffered a spinal cord injury playing high school football in 2004. Assisted in raising money for after-care expenses and building a wheelchair-accessible home for Townsend. The family moved into the home in 2006...Made his first hole-in-one at the Mid-Atlantic Pro-Am at Evergreen CC in Virginia with a 6-iron from 165 yards...Says the one thing being a professional golfer has allowed him to do is help others...One course he could play for the rest of his life is Pebble Beach because of its beauty.

PLAYER STATISTICS:

Scoring Average	72.68	(N/A)
Driving Distance	264.5	(N/A)
Driving Accuracy Percentage	80.95%	(N/A)
Greens in Regulation Percentage	55.56%	(N/A)
Strokes Gained - Putting	-1.082	(N/A)

MISC STATISTICS:

CAREER PGA TOUR LOW ROUND/ROUND

61–1999 B.C. Open/2

LARGEST PGA TOUR PAYCHECK

\$1,440,000–2005 THE PLAYERS Championship/1

HIGHEST OWGR RANK

After 2003 Buick Classic/21

PGA TOUR CAREER SUMMARY

Year	Events Played	Cuts Made	1st	2nd	3rd	Top 10	Top 25	FedExCup Pts	FedExCup Rank	Earnings	Money Rank
2011	7	1						249	249	11,880	251
2010	6	4						217	217	77,803	210
2009	6	2						241	241	36,926	233
2008	14	7				1	2	175	175	257,283	189
2007	22	12	1			2	6	96	96	1,239,376	77
2006	29	25		1		3	9			1,579,837	48
2005	30	23	1		1	3	11			2,830,046	11
2004	29	20	1	1	1	6	8			2,103,731	25
2003	33	25		1	1	9	12			2,144,653	27
2002	29	24		4		7	19			2,383,071	13
2001	33	27			2	4	13			1,237,004	43
2000	32	24				4	10			827,691	58
1999	34	27		3		8	14			1,638,881	16
1998	32	25	1	1	1	8	17			1,121,988	23
1997	33	25			1	3	10			544,419	38
1996	31	23	1	1	2	8	13			814,334	21
1995	32	26	2			4	11			717,232	26
1994	30	23				4	8			281,905	67
1993	34	24				5	11			309,435	56
1992	32	24	1		1	3	9			416,930	34
1991	31	17				5	9			226,915	73
1990	29	13			1	3	7			179,346	91
1989	29	17			1	2	3			59,695	157
1988	2	1								1,552	286
1987	2	1								2,400	255
1986	3										
1985	1	1					1			6,345	196
1982	3	2								1,779	251
Total	628	443	8	12	12	92	203			21,052,458	30

CHAMPIONS TOUR CAREER SUMMARY

Year	Events Played	Cuts Made	1st	2nd	3rd	Top 10	Top 25	Earnings	Money Rank
2011	14	14		1	1	4	7	494,758	33
2010	23	23	1	2	1	8	15	1,419,759	6
2009	21	21	1	3		11	18	1,563,810	5
2008	18	18	2	2	1	9	15	1,825,931	3
2007	10	10	1	1	2	6	9	997,964	16
2006	3	3	1			1	3	344,122	48
Total	89	89	6	9	5	39	67	6,646,345	47

TOP TOURNAMENT SUMMARY

Tournament	'85	'86	'87	'89	'90	'91	'92	'93	'94	'95	'96	'97
The Masters								CUT	T38		T36	T17
US Open	T23	CUT	CUT	CUT		CUT	T33	T7	T44	CUT	CUT	T43
British Open							73					
PGA Championship			T47			T57	CUT	T44	T55	T39	T26	T61
THE PLAYERS TOUR Championship						CUT	T60	T39	T78	T61	T13	T14
TOUR Championship										T27	14	
WGC-Accenture												
WGC-Cadillac												
WGC-Bridgestone												
WGC-HSBC Champions												
The Barclays				CUT	T68		T3	T10	T27	T4	T6	T54
Deutsche Bank Championship												
BMW Championship					CUT	81	W/D	T75		CUT	T43	

Tournament	'98	'99	'00	'01	'02	'03	'04	'05	'06	'07	'08	'09
The Masters	CUT	CUT	T37			CUT	CUT	CUT	CUT	CUT		
US Open		CUT	CUT	T44		T35	6	T23	T40	T30		60
British Open		W/D	CUT			CUT		CUT	T66			
PGA Championship	T23	T3	T9	T70	T4	T7	CUT	T47	T20	CUT		
THE PLAYERS	T69	T38	T13	T33	CUT	T45	T10	1	T16	CUT	CUT	T79
TOUR Championship	T24	T5			T24	T9	T24	T24				
WGC-Accenture		T33	T33	T33		T33	T33	T33	T33			
WGC-Cadillac		T7			T49	T40		T29				
WGC-Bridgestone					T2	T14	T61	T41	T42	T69		
WGC-HSBC Champions												
The Barclays	W/D	T18	T57	CUT	T25	T4	CUT	T32	T36	T48		
Deutsche Bank Championship										W/D		
BMW Championship			T20									

Tournament	'10	'11
The Masters		
US Open	T70	CUT
British Open		
PGA Championship		
THE PLAYERS	T39	
TOUR Championship		
WGC-Accenture		
WGC-Cadillac		
WGC-Bridgestone		
WGC-HSBC Champions		
The Barclays		
Deutsche Bank Championship		
BMW Championship		

Jim Furyk (FYUR-ik)



EXEMPT STATUS: TOUR Championship winner, FedExCup winner, multiple tournament winner (through 2015)

HEIGHT: 6-2

WEIGHT: 185

BIRTHDATE: May 12, 1970

BIRTHPLACE: West Chester, PA

RESIDENCE: Ponte Vedra Beach, FL

FAMILY: Wife, Tabitha; Caleigh Lynn (6/24/02); Tanner James (12/12/03)

SPECIAL INTERESTS: All sports

EDUCATION: University of Arizona

TURNED PRO: 1992

Q-SCHOOL: 1993

Nationwide Tour Alumnus

JOINED TOUR: 1994

PGA TOUR VICTORIES (16):

1995 Las Vegas Invitational. 1996 United Airlines Hawaiian Open. 1998 Las Vegas Invitational. 1999 Las Vegas Invitational. 2000 Doral-Ryder Open. 2001 Mercedes Championships. 2002 Memorial Tournament. 2003 U.S. Open Championship. 2003 Buick Open. 2005 Cialis Western Open. 2006 Wachovia Championship. 2006 Canadian Open. 2007 Canadian Open presented by Franklin Templeton Investments. 2010 Transitions Championship. 2010 Verizon Heritage. 2010 THE TOUR Championship presented by Coca-Cola

BEST 2011 PGA TOUR FINSHES:

6--Deutsche Bank Championship.

INTERNATIONAL VICTORIES:

(3): 1997 Argentine Open. 2005 Nedbank Challenge [SAf]. 2006 Nedbank Challenge [SAf].

NATIONAL TEAMS:

The Presidents Cup (7), 1998, 2000, 2003, 2005, 2007, 2009, 2011; Ryder Cup (7), 1997, 1999, 2002, 2004, 2006, 2008, 2010; World Cup (1), 2003.

OTHER VICTORIES:

(3): 1998 Fred Meyer Challenge [with David Duval]. 2003 PGA Grand Slam of Golf. 2009 Chevron World

Challenge.

2011 PGA TOUR HIGHLIGHTS:

Finished the season No. 36 in the FedExCup, marking just the second time (2004) since 1996 that he failed to advance to the TOUR Championship by Coca-Cola...Finished T9 at the Hyundai Tournament of Champions for his eighth top-10 at the event, tying Vijay Singh for the most in tournament history...Finished T9 at the Arnold Palmer Invitational, his first top 10 at Bay Hill since a T8 in 1998...Played in the final group Sunday and was just one stroke behind playing partner Luke Donald but struggled to a final-round 76 to finish T21 at The Heritage. Kept an 18-year streak alive, as no defending champion has missed the cut at The Heritage since Davis Love III in 1993...Made an ace at the 204-yard eighth hole during the final round of the Crowne Plaza Invitational at Colonial, his fourth career PGA TOUR hole-in-one. Finished T31...Was T9 at the Wyndham Championship with four rounds in the 60s. Ended a streak of 13 events without a top-10 finish, his longest drought since 1995...Finished solo-sixth at the Deutsche Bank Championship to jump from No. 60 to No. 35 in the FedExCup standings. It was his seventh consecutive made cut after having missed four in a row in June and early July. He would eventually run that streak to nine straight to finish the season. Finished the year No. 53 in earnings, the first time since 2004 he failed to finish inside the top 12 on the money list...Only player to compile a perfect 5-0-0 record during The Presidents Cup for the victorious Presidents Cup squad, including a Singles victory over Ernie Els. Furyk and Tiger Woods now have Presidents Cup-best 20 career

match victories. Fourth player to post 5-0-0 record (Shigeki Maryuma/1998), Mark O'Meara/1996 and Tiger Woods/2009) in Presidents Cup history.

PERSONAL:

Possesses one of the PGA TOUR's less orthodox swings. His father, Mike, has been his only swing instructor...Started putting cross-handed at age 7...Never played high school football, although did play basketball as a sophomore. Played midget football until age 13...Owns a home on The Plantation Course at Kapalua, home of the Hyundai Tournament of Champions.

PLAYER STATISTICS:

Scoring Average	70.37	(40)
Driving Distance	281.4	(164)
Driving Accuracy Percentage	68.00%	(18)
Greens in Regulation Percentage	67.57%	(38)
Strokes Gained - Putting	-.218	(150)

MISC STATISTICS:

CAREER PGA TOUR LOW ROUND/ROUND

62--5 times, most recent 2009 Justin Timberlake Shriners Hospitals for Children Open/4

LARGEST PGA TOUR PAYCHECK

\$1,350,000--2010 THE TOUR Championship presented by Coca-Cola/1

HIGHEST OWGR RANK

After 2007 The Barclays/2

PGA TOUR CAREER SUMMARY

Year	Events Played	Cuts Made	1st	2nd	3rd	Top 10	Top 25	FedExCup Pts	FedExCup Rank	Earnings	Money Rank
2011	26	19				4	11	36	36	1,529,690	53
2010	21	18	3			7	13	1	1	4,809,622	2
2009	23	21		2	1	11	14	4	4	3,946,515	7
2008	26	23		1	2	9	13	5	5	3,455,714	12
2007	23	20	1	2	2	8	16	24	24	4,154,046	7
2006	24	22	2	4	3	13	19			7,213,316	2
2005	26	23	1	4		10	14			4,255,369	4
2004	14	8				2	5			691,675	116
2003	27	25	2	1	1	15	22			5,182,865	4
2002	25	19	1			9	14			2,363,250	14
2001	24	19	1	2		8	16			2,540,734	13
2000	25	24	1		1	8	15			1,940,519	17
1999	25	24	1	1		8	17			1,827,593	12
1998	28	24	1	2	2	12	19			2,054,334	3
1997	27	24		3	1	13	17			1,619,480	4
1996	28	24	1			3	13			738,950	26
1995	31	22	1			3	10			535,380	33
1994	31	17				3	7			236,603	78
1993	1										
1991A	1										
1990A	1										
1988A	1										
Total	458	376	16	22	13	146	255			49,095,654	4

NATIONWIDE TOUR CAREER SUMMARY

Year	Events Played	Cuts Made	1st	2nd	3rd	Top 10	Top 25	Earnings	Money Rank
1994	1	1				1	1	3,815	153
1993	25	13	1	1		3	6	58,240	26
Total	26	14	1	1		4	7	62,055	686

TOP TOURNAMENT SUMMARY

Tournament	'91	'94	'95	'96	'97	'98	'99	'00	'01	'02	'03	'04
The Masters				T29	T28	4	T14	T14	T6	CUT	4	
US Open		T28		T5	T5	T14	T17	60	T62	CUT	1	T48
British Open				T44	4	T4	T10	T41	CUT	CUT	CUT	CUT
PGA Championship			T13	T17	T6	CUT	T8	T72	T7	9	T18	CUT
THE PLAYERS			CUT	T13	T53	T35	T17	T61	T21	T14	T4	
TOUR Championship				T15	2	T3	T15	DNS	T7	T18	8	
WGC-Accenture							T33	T9		T9	T9	
WGC-Cadillac							T11		CNL	T33	T12	T36
WGC-Bridgestone							T10	T4	P2	T6	T6	T22
WGC-HSBC Champions												
The Barclays		CUT	CUT	T40	CUT	T3	P2	T22	T51	T19	T9	T22
Deutsche Bank Championship											T13	T35
BMW Championship			CUT	W/D	T66	6	T7	T34	T3		T3	T7

Tournament	'05	'06	'07	'08	'09	'10	'11
The Masters	28	T22	T13	T33	T10	CUT	T24
US Open	T28	T2	T2	T36	T33	T16	CUT
British Open	CUT	4	T12	T5	T34	CUT	T48
PGA Championship	T34	T29	CUT	T29	T63	T24	T39
THE PLAYERS	CUT	T3	T28	T27	T5	T47	CUT
TOUR Championship	13	2	T11	T6	T7	1	
WGC-Accenture	T33	T33	T17	T33	T9	T17	T33
WGC-Cadillac	T15	4	T35	T2	3	T37	T49
WGC-Bridgestone	T24	3	DNS	T27	T51	T6	T23
WGC-HSBC Champions							T62
The Barclays	2		T25	T12	T15		T52
Deutsche Bank Championship			T55	T7	T8	T37	6
BMW Championship	1	T4	T14	T3	T2	T15	T22

Tommy Gainey



EXEMPT STATUS: 35th on 2011 PGA TOUR money list

HEIGHT: 6-0

WEIGHT: 190

BIRTHDATE: August 13, 1975

BIRTHPLACE: Darlington, SC

RESIDENCE: Camden, SC

FAMILY: Wife, Erin; Thomas D. Gainey III (3/19/08)

SPECIAL INTERESTS: South Carolina Gamecocks, pool, friends and family

EDUCATION: Central Carolina Technical College (1999, Industrial Maintenance)

TURNED PRO: 1997

Q-SCHOOL: 2007, 2009

Nationwide Tour Graduate (2010)

JOINED TOUR: 2008

PGA TOUR BEST FINISHES:

2–2008 Children’s Miracle Network Classic presented by Wal-Mart

BEST 2011 PGA TOUR FINISHES:

3–The Heritage. 3–Wyndham Championship. T3–Zurich Classic of New Orleans. T3–Justin Timberlake Shriners Hospitals for Children Open.

2011 PGA TOUR HIGHLIGHTS:

Enjoyed a breakout year, claiming seven top-10 finishes in 34 starts, including the Playoffs. Of those top-10s, three were third-place finishes. After missing the cut in his first three starts of the season, rallied with a pair of top-10s in two of his ensuing five starts. Claimed back-to-back third-place finishes in the fall and ended the season with a T23 at the CIMB Asia Pacific Classic, where he posted four consecutive sub-par rounds...He was the 54-hole leader at the Waste Management Phoenix Open, thanks in part to a career-low, 8-under 63 in the first round. Finished T8 after a 3-over 74 in the final round, largely due to triple bogey on driveable par-4 16th where an errant tee shot hit a hazard stake and went into a greenside water hazard. His subsequent shot after a penalty drop also found the water hazard...Posted his second top-10 finish of the season

(a career-high) with a solo fifth at The Honda Classic. Closed with a 2-under 68 to finish six strokes behind Rory Sabbatini...Nabbed the fourth top-10 finish of his career—and third of the season—with a solo third at The Heritage. Par-or-better rounds all four days left him just one shot out of a Brandt Snedeker-Luke Donald playoff. The Darlington, SC, native and avid University of South Carolina Gamecock fan was seeking to become the first South Carolinian to win The Heritage...Banner year continued at the Zurich Classic of New Orleans, where he birdied the 72nd hole to claim his fourth top-10 finish of the year, a T3...Carded four rounds in the 60s (67-67-67-68) at the Viking Classic to finish T7, his fifth top-10 of the season...Finished third at the Wyndham Championship and moved to No. 30 in the FedExCup standings. Made the PGA TOUR Playoffs for the FedExCup for the first time, eventually finishing No. 62. Held a share of the first-round lead and sole possession of the second-round lead in Greensboro...Turned in four rounds in the 60s at the Justin Timberlake Shriners Hospitals for Children Open. That led to a T3 finish, five strokes behind champion Kevin Na. It was his seventh top 10 of the campaign.

PERSONAL:

Goes by the nickname “Two Gloves” for wearing two golf gloves when he plays...Developed that habit af-

ter playing baseball as a kid...Attended Central Carolina Technical College after high school...Worked as an assembly line worker in rural South Carolina before deciding to give professional golf a shot...Lists his brother Allen as his only instructor...Was a participant on Golf Channel’s “Big Break V” and later won “Big Break VII.” Lists his heroes as Fred Couples and rock band Hootie and the Blowfish.

PLAYER STATISTICS:

Scoring Average	70.81	(88)
Driving Distance	296.7	(46)
Driving Accuracy Percentage	58.97%	(130)
Greens in Regulation Percentage	67.00%	(48)
Strokes Gained - Putting	.136	(78)

MISC STATISTICS:

CAREER PGA TOUR LOW ROUND/ROUND

63–2 times, most recent 2011 Waste Management Phoenix Open/1

LARGEST PGA TOUR PAYCHECK

\$496,800–2008 Children’s Miracle Network Classic presented by Wal-Mart/2

HIGHEST OWGR RANK

After 2011 Wyndham Championship/84

PGA TOUR CAREER SUMMARY

Year	Events Played	Cuts Made	1st	2nd	3rd	Top 10	Top 25	FedExCup Pts	FedExCup Rank	Earnings	Money Rank
2011	34	17			4	7	10	62	62	2,174,191	35
2009	15	8					1	191	191	128,347	202
2008	24	6		1		1	1	236	236	562,205	148
2007	1										
Total	74	31		1	4	8	12			2,864,743	285

NATIONWIDE TOUR CAREER SUMMARY

Year	Events Played	Cuts Made	1st	2nd	3rd	Top 10	Top 25	Earnings	Money Rank
2010	27	20	2	1	1	6	11	403,957	4
2009	13	11					2	45,982	109
2008	7	4					1	14,486	158
2007	4	2				1	1	21,515	162
Total	51	37	2	1	1	7	15	485,941	170

TOP TOURNAMENT SUMMARY

<u>Tournament</u>	<u>'11</u>
The Masters	
US Open	
British Open	
PGA Championship	CUT
THE PLAYERS	CUT
TOUR Championship	
WGC-Accenture	
WGC-Cadillac	
WGC-Bridgestone	
WGC-HSBC Champions	
The Barclays	CUT
Deutsche Bank Championship	CUT
BMW Championship	69

Robert Gamez (GAM-ez)



EXEMPT STATUS: Past Champion

HEIGHT: 5-9

WEIGHT: 180

BIRTHDATE: July 21, 1968

BIRTHPLACE: Las Vegas, NV

RESIDENCE: Orlando, FL

FAMILY: Wife: Lynn

SPECIAL INTERESTS: Music, movies, going to Disney theme parks

EDUCATION: University of Arizona

TURNED PRO: 1989

Q-SCHOOL: 1989

Nationwide Tour Alumnus

JOINED TOUR: 1990

PGA TOUR VICTORIES (3):

1990 Northern Telecom Tucson Open. 1990 Nestle Invitational. 2005 Valero Texas Open

BEST 2011 PGA TOUR FINSHES:

T49-HP Byron Nelson Championship.

INTERNATIONAL VICTORIES:

(1): 1994 Casio World Open [Jpn].

NATIONAL TEAMS:

Walker Cup (1), 1989.

2011 PGA TOUR HIGHLIGHTS:

For just the second time since 1999, failed to record a top-25 PGA TOUR finish. Made nine TOUR starts, with three made cuts.

PERSONAL:

Annual charity tournament in Celebration, FL, benefits Robert Gamez Foundation...Brother, Randy, was caddie for the first two victories of career...Drove home from Tampa to Orlando area after second round of Chrysler Championship on October 31, 2003 to pass out candy to more than 500 trick-or-treaters on Halloween.

PLAYER STATISTICS:

Scoring Average	72.26	(N/A)
Driving Distance	289.0	(N/A)
Driving Accuracy Percentage	65.13%	(N/A)
Greens in Regulation Percentage	60.46%	(N/A)
Strokes Gained - Putting	-.641	(N/A)

MISC STATISTICS:

CAREER PGA TOUR LOW ROUND/ROUND

60-2004 Bob Hope Chrysler Classic/3

LARGEST PGA TOUR PAYCHECK

\$630,000-2005 Valero Texas Open/1

HIGHEST OWGR RANK

After 2003 FBR Capital Open/72

PGA TOUR CAREER SUMMARY

Year	Events Played	Cuts Made	1st	2nd	3rd	Top 10	Top 25	FedExCup Pts	FedExCup Rank	Earnings	Money Rank
2011	9	3						227	227	31,522	235
2010	8	1				1	1	216	216	101,700	207
2009	11										
2008	26	13					1	188	188	249,944	190
2007	30	14			1	3	4	163	163	693,464	132
2006	30	16					6			493,641	151
2005	28	17	1			2	4			1,115,364	66
2004	31	20				2	6			725,368	110
2003	31	25		1	1	2	12			1,519,804	43
2002	21	13		1	1	4	5			807,892	85
2001	22	6					2			193,525	175
2000	26	11					5			259,305	145
1999	19	11								71,236	208
1998	24	9					1			76,148	195
1997	28	12		1		3	5			283,434	86
1996	25	12			1	2	6			249,227	89
1995	27	13				3	5			206,588	89
1994	23	15		1		5	7			380,353	44
1993	25	15		1		3	4			236,458	70
1992	25	13		1		3	3			215,648	72
1991	27	13		2		3	7			280,349	59
1990	25	16	2			2	6			461,407	27
1989	3	1					1			4,827	237
1988A	1	1									
Total	525	270	3	8	4	38	91			8,657,203	141

NATIONWIDE TOUR CAREER SUMMARY

Year	Events Played	Cuts Made	1st	2nd	3rd	Top 10	Top 25	Earnings	Money Rank
2010	12	3						5,500	212
2007	1	1						2,981	279
2002	3								
2001	3	1						2,520	241
2000	6	5				1	3	23,280	130
1999	5	2					1	2,790	174
Total	30	12				1	4	37,071	815

TOP TOURNAMENT SUMMARY

Tournament	'90	'91	'92	'93	'94	'95	'96	'97	'98	'00	'01	'02
The Masters	CUT	CUT										
US Open	T61	CUT		88	CUT	CUT				CUT	CUT	
British Open	T12	T44										
PGA Championship	T49		T79	CUT		CUT		CUT				CUT
THE PLAYERS	T46	CUT	CUT	CUT	84	T49	T29	T24	T63			
TOUR Championship	30											
WGC-Accenture												
WGC-Cadillac												
WGC-Bridgestone												
WGC-HSBC Champions												
The Barclays		T23		CUT							CUT	
Deutsche Bank Championship												
BMW Championship	CUT	CUT	T26	T72	T74	CUT	CUT	T42				CUT

Tournament	'03	'04	'05	'06
The Masters				
US Open			CUT	
British Open				
PGA Championship	T14	T68		CUT
THE PLAYERS	T69	CUT	T56	T53
TOUR Championship				
WGC-Accenture				
WGC-Cadillac				
WGC-Bridgestone				T18
WGC-HSBC Champions				
The Barclays				CUT
Deutsche Bank Championship	CUT	T48		
BMW Championship	CUT	T17	T40	T71

Stephen Gangluff



EXEMPT STATUS: 2nd at 2011 PGA TOUR Qualifying Tournament

HEIGHT: 5-8

WEIGHT: 195

BIRTHDATE: September 6, 1975

BIRTHPLACE: Marysville, OH

RESIDENCE: Charlottesville, VA

FAMILY: Wife, Shana

SPECIAL INTERESTS: Fishing, grilling

EDUCATION: Ohio State University

TURNED PRO: 1996

Q-SCHOOL: 2001

JOINED TOUR: 2002

PGA TOUR BEST FINISHES:

T19–2002 FedEx St. Jude Classic

2011 PGA TOUR HIGHLIGHTS:

Finished second at the PGA TOUR Qualifying Tournament, where he will be a sophomore on TOUR in 2012...In 25 Nationwide Tour starts, earned his lone top-10 of the year, with a T9 at the Utah Championship. Final-round 65 moved him up in the standings...Fired a third-round 64 at PGA West in Palm Springs, CA, to finish as runner-up to Brendon Todd in the PGA TOUR Qualifying Tournament.

PERSONAL:

Cites playing in two U.S. Opens as his biggest thrills in golf. Lists his parents as his heroes. His dad gave him his start in golf...Non-golf related jobs include busing tables and splitting wood...Biggest thrill outside of golf was marrying his wife. Favorite golf course he has played is Torrey Pines GC (South) and Pebble Beach GL...First car was a Chevy Cavalier...Favorite movies are "The Big Chill" and "The Wizard of Oz." Favorite food is sushi. Favorite TV show is "Seinfeld"...Favorite cities to visit are New York and Bend, OR...Not many people know that he is a great cook...Uses Ohio State headcovers knitted

by his wife...Favorite gadget is a chainsaw...Carries Clif bars and beef jerky in his golf bag...Bucket list includes snowboarding and skydiving.

MISC STATISTICS:

CAREER PGA TOUR LOW ROUND/ROUND

65–2 times, most recent 2002 Sony Open in Hawaii/2

LARGEST PGA TOUR PAYCHECK

\$37,724–2002 FedEx St. Jude Classic/T19

HIGHEST OWGR RANK

After 2006 Canadian Open/257

PGA TOUR CAREER SUMMARY

Year	Events Played	Cuts Made	1st	2nd	3rd	Top 10	Top 25	FedExCup Pts	FedExCup Rank	Earnings	Money Rank
2009	1										
2008	1										
2006	2	2								53,584	
2005	1	1								14,161	
2002	27	10					3			187,804	176
2001	2	2								22,476	
2000	1	1								5,460	
Total	35	16					3			283,485	

NATIONWIDE TOUR CAREER SUMMARY

Year	Events Played	Cuts Made	1st	2nd	3rd	Top 10	Top 25	Earnings	Money Rank
2011	25	9				1	1	31,178	120
2008	6	3					1	16,381	154
2007	20	9			1	1	3	52,113	103
2005	4	2				1	1	18,540	155
2004	19	9					3	36,984	109
2003	25	14				2	7	77,898	64
2002	2	1						2,380	258
2000	1								
1999	2								
Total	104	47			1	5	16	235,474	358

TOP TOURNAMENT SUMMARY

Tournament	'01	'02	'06
The Masters			
US Open	79		T40
British Open			
PGA Championship			
THE PLAYERS TOUR Championship			
WGC-Accenture			
WGC-Cadillac			
WGC-Bridgestone			
WGC-HSBC Champions			
The Barclays		CUT	
Deutsche Bank Championship			
BMW Championship		T25	

Sergio Garcia



EXEMPT STATUS: Winner, 2008 PLAYERS Championship (through 2013)

HEIGHT: 5-10

WEIGHT: 160

BIRTHDATE: January 9, 1980

BIRTHPLACE: Castellon, Spain

RESIDENCE: Borriol, Spain

FAMILY: Single

SPECIAL INTERESTS: Real Madrid FC (soccer), kids, tennis

TURNED PRO: 1999

JOINED TOUR: 1999

PGA TOUR VICTORIES (7):

2001 MasterCard Colonial. 2001 Buick Classic. 2002 Mercedes Championships. 2004 EDS Byron Nelson Championship. 2004 Buick Classic. 2005 Booz Allen Classic. 2008 THE PLAYERS Championship

BEST 2011 PGA TOUR FINSHES:

T7—U.S. Open.

INTERNATIONAL VICTORIES:

(14): 1997 Catalanian Open Championship. 1999 Murphy's Irish Open [Eur], Linde German Masters [Eur]. 2001 Trophee Lancome [Eur], Nedbank Golf Challenge [SAf]. 2002 Canarias Open de Espana [Eur], Kolon Cup Korean Open [Asia]. 2003 Nedbank Golf Challenge [SAf]. 2004 Mallorca Classic [Eur]. 2005 Omega European Masters [Eur]. 2008 Castello Masters [Eur], World Golf Championships-HSBC Champions [Eur]. 2011 Castello Masters [Eur], Andalucia Masters [Eur].

NATIONAL TEAMS:

Ryder Cup (5), 1999, 2002, 2004, 2006, 2008; World Cup (2), 2004, 2009; Seve Trophy (2) 2000, 2003; Dunhill Cup (2), 1999, 2000.

OTHER VICTORIES:

(1): 1999 Dunhill Cup [with Miguel Angel Jimenez and Jose Maria Olazabal].

2011 PGA TOUR HIGHLIGHTS:

Season capped off with two late victories on the European Tour in his home country of Spain...Making his first PGA TOUR start of the year, he played the first 36 holes bogey-free at the Transitions Championship and was T3 entering the weekend before finishing T15...Finished eighth at the Arnold Palmer Invitational, his first top-10 finish on TOUR since a fourth-place effort at the 2010 World Golf Championships-Accenture Match Play Championship...Carded a final round 65 at THE PLAYERS, his best score in 44 rounds at TPC Sawgrass, to finish T12. Round was highlighted by a birdie-birdie-eagle-birdie streak from Nos. 14-17, equaling the longest birdie-eagle streak in tournament history...Finished T7 at the U.S. Open to record his first top 10 in a major since the 2009 U.S. Open. Shot par or better all four rounds at the event at Congressional CC, the first time he has done that in a tournament since the 2010 World Golf Championships-Bridgestone Invitational...Appeared poised to win on the European Tour for the first time since 2008. Took a lead to the back nine of the BMW International Open in Munich after a three-birdie, two eagle stretch on holes 6 through 11. Bogeyed four back-nine holes but rallied to get into a playoff with fellow countryman Pablo Larrazabal. He three-putted the fifth playoff hole for bogey to Larrazabal's par. The performance did allow him to qualify for the British Open...Finished T9 at the British Open to record consecutive top 10s in a major for the first time since 2006 when he finished T5 at the British Open and T3 at the PGA Championship. His 68 Sunday at Royal St. George's equaled his second-best final-round score in a major championship, second only to a final-round 66 to finish T4 at the 2004 Masters...Dedicating his play in Spain to Seve Ballesteros, he had one of the most dominating victories in European Tour history. Through 10 holes at the Castello Masters, he was 1-over par. He played the final 62 holes in 28-under, taking an eight-stroke lead into the final round and defeating Gonzalo Fernandez-Castano by 11 strokes. His victory tied the third-largest-winning margin in Euro-

pean Tour history, and only Ernie Els' 29-under effort at the 2003 Johnnie Walker Classic was better in relation to par...Also in Spain, at the Club de Golf Valderrama, came back the following week to win the Andalucia Masters by one stroke over Miguel Angel Jimenez with rounds of 70-70-67-71. With the wins, he moved to No. 18 in the Official World Golf Ranking at the time, his highest position in 18 months and eventually finished No. 8 on the Race to Dubai standings.

PERSONAL:

Father, Victor, is his teacher and the teaching professional at home club, the Club de Golf de Mediterraneo. Father has played in nine career Champions Tour events...Started playing golf at age 3 and became club champion at age 12...He is club president of soccer team CF Borriol of the Spanish Third Division. Made his playing debut for the team in September 2010 when he played eight minutes in CF Borriol's 1-0 defeat of Sporting Ribarroja CF. He continues to play in recreational soccer matches when he gets the chance.

PLAYER STATISTICS:

Scoring Average	69.56	(6)
Driving Distance	299.2	(28)
Driving Accuracy Percentage	58.00%	(139)
Greens in Regulation Percentage	66.85%	(56)
Strokes Gained - Putting	-.192	(144)

MISC STATISTICS:

CAREER PGA TOUR LOW ROUND/ROUND

62--2 times, most recent 2002 World Golf Championships-American Express Championship/4

LARGEST PGA TOUR PAYCHECK

\$1,710,000--2008 THE PLAYERS Championship/1

HIGHEST OWGR RANK

After 2009 The Honda Classic/2

PGA TOUR CAREER SUMMARY

Year	Events Played	Cuts Made	1st	2nd	3rd	Top 10	Top 25	FedExCup Pts	FedExCup Rank	Earnings	Money Rank
2011	16	15				3	9	44	44	1,524,091	54
2010	15	13				1	4	109	109	936,845	104
2009	17	14				3	6	38	38	1,212,522	74
2008	19	18	1	3		6	11	3	3	4,858,224	4
2007	19	17		2	1	7	13	9	9	3,721,185	9
2006	17	13			1	5	8			1,560,733	49
2005	20	17	1	1	2	8	13			3,213,375	10
2004	18	16	2			5	10			3,239,215	9
2003	20	12				2	4			666,386	95
2002	21	19	1			9	14			2,401,993	12
2001	18	14	2	2		8	12			2,898,635	6
2000	16	14			2	5	8			1,054,338	42
1999A	1	1									
1999	8	6		1	1	4	6			784,917	53
1998A	1	1									
1996A	1										
Total	227	190	7	9	7	66	118			28,072,459	12

NATIONWIDE TOUR CAREER SUMMARY

Year	Events Played	Cuts Made	1st	2nd	3rd	Top 10	Top 25	Earnings	Money Rank
1998A	3	2			1	1	2		
Total	3	2			1	1	2		

EUROPEAN TOUR 2011 SUMMARY

Year	Events Played	Cuts Made	1st	Earnings	Money Rank
2011	8	8	2	1,549,088	

ASIAN TOUR 2011 SUMMARY

Year	Events Played	Cuts Made	1st	Earnings	Money Rank
2011	1	1		10,200	

TOP TOURNAMENT SUMMARY

Tournament	'96	'98	'99	'00	'01	'02	'03	'04	'05	'06	'07	'08
The Masters			T38	T40	CUT	8	T28	T4	CUT	46	CUT	CUT
US Open				T46	T12	4	T35	T20	T3	CUT	CUT	T18
British Open	CUT	T29	CUT	T36	T9	T8	T10	CUT	T5	T5	P2	T51
PGA Championship			2	T34	CUT	T10	CUT	CUT	T23	T3	DQ	T2
THE PLAYERS				CUT	T50	T4	CUT	T53	T32	T14	2	P1
TOUR Championship					T2	28		T15	T20		4	2
WGC-Accenture				T9		T9	T33	T33	T9		T17	T17
WGC-Cadillac			T7	T5	CNL	7	T12	T4	T3	T32	T3	T15
WGC-Bridgestone			T7			T58	T30	T16	T13	T22	T20	T36
WGC-HSBC Champions												
The Barclays				3	1	T12	T4	P1	T22	W/D	T25	PT2
Deutsche Bank Championship											T17	T5
BMW Championship											9	T20

Tournament	'09	'10	'11
The Masters	T38	T45	T35
US Open	T10	T22	T7
British Open	T38	T14	T9
PGA Championship	CUT	CUT	T12
THE PLAYERS	T22	T47	T12
TOUR Championship			
WGC-Accenture	T33	4	
WGC-Cadillac	T31	T37	
WGC-Bridgestone	T22	T22	T53
WGC-HSBC Champions	T23		
The Barclays	T31		T32
Deutsche Bank Championship	26		T31
BMW Championship	T6		T12

Robert Garrigus (gare-UH-gus)



EXEMPT STATUS: 2010 tournament winner (through 2012)

HEIGHT: 5-11

WEIGHT: 190

BIRTHDATE: November 11, 1977

BIRTHPLACE: Nampa, ID

RESIDENCE: Phoenix, AZ

FAMILY: Wife, Ami; Robert (9/4/10)

SPECIAL INTERESTS: Fishing

EDUCATION: Scottsdale Community College (1995)

TURNED PRO: 1997

Q-SCHOOL: 2005, 2006, 2008

Nationwide Tour Alumnus

JOINED TOUR: 2006

PGA TOUR VICTORIES (1):

2010 Children's Miracle Network Classic

BEST 2011 PGA TOUR FINSHES:

P2-Hyundai Tournament of Champions.

2011 PGA TOUR HIGHLIGHTS:

Season highlighted by a career-best 74th-place finish in the FedExCup standings...Finished second in a playoff to Jonathan Byrd at the season-opening Hyundai Tournament of Champions. Missed a 3-foot par putt on the second playoff hole (par-4, first hole) to post second runner-up finish of career (2010 St. Jude Classic). Joined Tiger Woods (third in 2005) as the only players to post all four rounds in the 60s and not win at Kapalua since the event moved to the Plantation Course in 1999. Held the second-round lead outright and shared the third-round lead with Byrd and Steve Stricker before a final-round 6-under

67...Finished T9 at the Wells Fargo Championship on the strength of a final-round 69...Finished T3 at the U.S. Open at Congressional CC for the last of his three top-10 finishes. It was his first top-10 finish in a major in only his third career start, all at the U.S. Open. Missed the cut in his previous two starts at the U.S. Open. Was the only player, other than winner Rory McIlroy, to shoot all four rounds under-par (70-70-68-70).

PERSONAL:

Father, Tom, won a silver medal in trap shooting at the 1968 Summer Olympics in Mexico City. He also coached the U.S. Olympic shooting team and carried the torch at one of the Olympic ceremonies...Noted for using a short putter (28 inches)...Lists making a hole-in-one at THE PLAYERS Championship (2008, No. 13) as his biggest thrill in golf...Biggest thrill outside of golf is catching a 10-pound bass...Lists the Links at Continental Ranch GC (Tucson, AZ) as his favorite course...Would most like to play St. Andrews' Old Course. Favorite college team is the

Oregon Ducks...Favorite professional team is the Chicago Bears...Favorite athlete to watch is LeBron James...Favorite city to visit is Carmel, CA.

PLAYER STATISTICS:

Scoring Average	70.93	(105)
Driving Distance	313.4	(4)
Driving Accuracy Percentage	52.97%	(180)
Greens in Regulation Percentage	66.13%	(72)
Strokes Gained - Putting	-.425	(166)

MISC STATISTICS:

CAREER PGA TOUR LOW ROUND/ROUND

63-3 times, most recent 2011 Hyundai Tournament of Champions/2

LARGEST PGA TOUR PAYCHECK

\$846,000-2010 Children's Miracle Network Classic/1

HIGHEST OWGR RANK

After 2011 John Deere Classic/69

PGA TOUR CAREER SUMMARY

Year	Events Played	Cuts Made	1st	2nd	3rd	Top 10	Top 25	FedExCup Pts	FedExCup Rank	Earnings	Money Rank
2011	26	17		1	1	3	6	74	74	1,503,923	56
2010	22	14	1	1		3	3	107	107	1,583,275	51
2009	25	17				1	8	109	109	657,204	127
2008	29	18			1	2	6	156	156	756,732	138
2007	28	18			1	4	7	34	34	1,260,010	74
2006	28	15				1	4			537,595	144
2004	1										
Total	159	99	1	2	3	14	34			6,298,739	184

NATIONWIDE TOUR CAREER SUMMARY

Year	Events Played	Cuts Made	1st	2nd	3rd	Top 10	Top 25	Earnings	Money Rank
2010	1								
2005	19	7				2	4	71,355	69
2004	19	12				2	4	60,538	81
2002	21	8					1	15,357	156
2001	1								
2000	8								
Total	69	27				4	9	147,250	489

TOP TOURNAMENT SUMMARY

Tournament	'04	'06	'07	'08	'09	'10	'11
The Masters							
US Open	CUT			CUT			T3
British Open							CUT
PGA Championship							T62
THE PLAYERS			CUT	CUT			73
TOUR Championship							
WGC-Accenture							
WGC-Cadillac							
WGC-Bridgestone							
WGC-HSBC Champions							
The Barclays		T66	T9		CUT	T52	CUT
Deutsche Bank Championship		T57	T65				T59
BMW Championship		T15					

Bobby Gates



EXEMPT STATUS: T3 at 2011 PGA TOUR Qualifying Tournament
HEIGHT: 6-5
WEIGHT: 230
BIRTHDATE: December 31, 1985
BIRTHPLACE: Gainesville, FL
RESIDENCE: The Woodlands, TX

FAMILY: Lauren
SPECIAL INTERESTS: Cooking, cars, fishing
EDUCATION: Texas A&M University (2008, Agriculture)
TURNED PRO: 2008
 Nationwide Tour Graduate (2010)
JOINED TOUR: 2011

PGA TOUR BEST FINISHES:

T5–2011 Mayakoba Golf Classic at Riviera Maya-Cancun

BEST 2011 PGA TOUR FINSHES:

T5–Mayakoba Golf Classic at Riviera Maya-Cancun.

2011 PGA TOUR HIGHLIGHTS:

Collected five top-25 finishes in his rookie year on TOUR, with three top-10s. Hit a summer slump where he missed four consecutive cuts, without recording a sub-par round in eight tries. Rallied after that to end the season by posting 13 of 17 rounds at par or better. Finished T3 at the PGA TOUR Qualifying Tournament...Recorded first career top-10 on TOUR, a T5 finish at the Mayakoba Golf Classic, aided by a third-round, 7-under-par 64...Two weeks later, finished sixth at the Puerto Rico Open, posting his final three rounds in the 60s...Finished T6 at the Wells Fargo Championship, with three rounds in

the 60s and a second-round 70...In December, rallied after back-to-back 73s with a 6-under 66 in the final round of the PGA TOUR Qualifying Tournament at PGA West in Palm springs, CA.

PERSONAL:

Watching Texas A&M win the 2009 NCAA Championship along with qualifying and playing in the 2010 U.S. Open at Pebble Beach (T40) are his biggest golf thrills...His freshman-year roommate was fellow Nationwide Tour player Martin Piller...Enjoys traveling, especially to Europe...Favorite courses he's played are Caves Valley and Carlton Woods and would like to play Augusta National GC...Never travels without his iPod. First car was a Dodge Durango and now drives a Chevy Tahoe...Favorite college team is Texas A&M, and he is a fan of the Houston Texans...Favorite TV show is "Entourage" and favorite movie is "Crash"...Favorite entertainer is Dave Chapelle. Other favorites include the Bible, chocolate and LeBron James...Enjoys visiting Madrid, Spain, and Honolulu. Favorite vacation spots are Hawaii, California and Scotland...Lists Jack Nicklaus, Arnold Palmer and Tiger Woods as

the three players in his dream foursome. Bucket list includes flying in a private jet, playing golf in Australia and visiting Italy. Is involved with the American Cancer Society and his local church...Dad began teaching him the game when he was 2. Has also used Alan Hodde as an instructor.

PLAYER STATISTICS:

Scoring Average	71.62	(159)
Driving Distance	297.4	(38)
Driving Accuracy Percentage	60.10%	(117)
Greens in Regulation Percentage	64.71%	(118)
Strokes Gained - Putting	-.422	(165)

MISC STATISTICS:

CAREER PGA TOUR LOW ROUND/ROUND

64–2 times, most recent 2011 Mayakoba Golf Classic at Riviera Maya-Cancun/3

LARGEST PGA TOUR PAYCHECK

\$217,750–2011 Wells Fargo Championship/T6

HIGHEST OWGR RANK

After 2011 THE PLAYERS Championship/184

PGA TOUR CAREER SUMMARY

Year	Events Played	Cuts Made	1st	2nd	3rd	Top 10	Top 25	FedExCup Pts	FedExCup Rank	Earnings	Money Rank
2011	29	11				3	5	152	152	666,735	126
2010	2	1								34,722	
2009	1	1								15,177	
Total	32	13				3	5			716,633	443

NATIONWIDE TOUR CAREER SUMMARY

Year	Events Played	Cuts Made	1st	2nd	3rd	Top 10	Top 25	Earnings	Money Rank
2011	1	1						2,411	249
2010	23	13	1		1	4	7	259,401	16
Total	24	14	1		1	4	7	261,812	323

TOP TOURNAMENT SUMMARY

Tournament	'10	'11
The Masters		
US Open		T40
British Open		
PGA Championship		
THE PLAYERS TOUR Championship		
WGC-Accenture		
WGC-Cadillac		
WGC-Bridgestone		
WGC-HSBC Champions		W/D
The Barclays		
Deutsche Bank Championship		
BMW Championship		

Brian Gay



EXEMPT STATUS: 2009 multiple tournament winner (through 2012)
HEIGHT: 5-10
WEIGHT: 165
BIRTHPLACE: Fort Worth, TX
FAMILY: Wife, Kimberly; Makinley Kathryn, Brantley Olivia
SPECIAL INTERESTS: Stock market, Florida Gators football, Orlando Magic basketball

EDUCATION: University of Florida
TURNED PRO: 1994
Q-SCHOOL: 1998, 1999, 2003
 Nationwide Tour Alumnus
JOINED TOUR: 1999

PGA TOUR VICTORIES (3):

2008 Mayakoba Golf Classic at Riviera Maya-Cancun. 2009 Verizon Heritage. 2009 St. Jude Classic presented by FedEx

BEST 2011 PGA TOUR FINSHES:

T5–Bob Hope Classic. T5–Mayakoba Golf Classic at Riviera Maya-Cancun.

NATIONAL TEAMS:

Walker Cup (1), 1993.

2011 PGA TOUR HIGHLIGHTS:

Finished the season No. 82 in the FedExCup standings, qualifying for the PGA TOUR Playoffs for the fifth time in as many tries...Shot a final-round 62 on the Palmer Private Course to finish T5 at the Bob Hope Classic. Finished first in Fairways Hit (83.8 percent) and second in Total Putts (129) in the five-round event. It was his first top-10 in 10 starts at the Bob Hope Classic...Past champion finished T5 at the Mayakoba Golf Classic, with four rounds in the 60s...In July, posted another four straight rounds in the 60s to claim his third and final top-10 finish of the season, at the John Deere Classic, a T9.

PERSONAL:

Father was a scratch golfer and played for the All-Army team.

PLAYER STATISTICS:

Scoring Average	70.21	(26)
Driving Distance	269.8	(186)
Driving Accuracy Percentage	72.77%	(4)
Greens in Regulation Percentage	63.44%	(145)
Strokes Gained - Putting	.509	(17)

MISC STATISTICS:

CAREER PGA TOUR LOW ROUND/ROUND
 62–2 times, most recent 2011 Bob Hope Classic/5

LARGEST PGA TOUR PAYCHECK
 \$1,026,000–2009 Verizon Heritage/1

HIGHEST OWGR RANK
 After 2009 John Deere Classic/35

PGA TOUR CAREER SUMMARY

Year	Events Played	Cuts Made	1st	2nd	3rd	Top 10	Top 25	FedExCup Pts	FedExCup Rank	Earnings	Money Rank
2011	26	18				3	9	82	82	1,157,525	82
2010	30	21		1		2	10	54	54	1,521,663	56
2009	27	21	2			4	8	21	21	3,201,295	13
2008	31	20	1	1		6	12	46	46	2,205,513	31
2007	32	21				2	8	83	83	1,114,571	86
2006	31	22				2	10			1,037,600	88
2005	33	19			1	1	5			689,862	115
2004	32	16				1	6			645,194	122
2003	34	15				1	4			447,647	137
2002	34	24		1		4	10			926,735	69
2001	32	23		1		5	12			1,299,361	41
2000	33	17				1	8			482,028	102
1999	26	8					1			74,329	206
1996	1										
Total	402	245	3	4	1	32	103			14,803,323	68

NATIONWIDE TOUR CAREER SUMMARY

Year	Events Played	Cuts Made	1st	2nd	3rd	Top 10	Top 25	Earnings	Money Rank
1999	1	1						1,380	206
1998	23	16				1	4	24,591	80
1996	4	1						740	245
1994	2								
Total	30	18				1	4	26,711	892

TOP TOURNAMENT SUMMARY

Tournament	'96	'99	'00	'01	'02	'03	'04	'05	'06	'07	'08	'09
The Masters												
US Open	CUT		CUT		CUT	CUT	CUT					CUT
British Open				CUT								CUT
PGA Championship				T22	T53	T51					T20	CUT
THE PLAYERS				T40	T63	CUT		T75	CUT	CUT	T32	W/D
TOUR Championship												T28
WGC-Accenture												
WGC-Cadillac												
WGC-Bridgestone												79
WGC-HSBC Champions												T25
The Barclays		CUT	CUT	T37	T25	CUT	T28	T3	CUT	T41	CUT	T12
Deutsche Bank Championship							CUT		T66	T70	T50	T54
BMW Championship		74	CUT	T15	T43	CUT	CUT	T21	T42		T13	T55

Tournament	'10	'11
The Masters	CUT	
US Open	CUT	T63
British Open	CUT	
PGA Championship	T65	CUT
THE PLAYERS	CUT	T12
TOUR Championship		
WGC-Accenture	T9	
WGC-Cadillac	T30	
WGC-Bridgestone		
WGC-HSBC Champions		
The Barclays	T21	CUT
Deutsche Bank Championship	CUT	CUT
BMW Championship	T30	

Tom Gillis



EXEMPT STATUS: 106th on 2011 money list
HEIGHT: 6-0
WEIGHT: 200
BIRTHDATE: July 16, 1968
BIRTHPLACE: Pontiac, MI
RESIDENCE: Jupiter, FL
FAMILY: Wife, Jennifer; Trevor (2005), Aubrey (2008)

SPECIAL INTERESTS: Fishing, hunting
EDUCATION: Oakland Community College
TURNED PRO: 1990
Q-SCHOOL: 2002, 2004
 Nationwide Tour Graduate (2009)
JOINED TOUR: 2003

PGA TOUR BEST FINISHES:

3--2011 AT&T Pebble Beach National Pro-Am

BEST 2011 PGA TOUR FINSHES:

3--AT&T Pebble Beach National Pro-Am.

INTERNATIONAL VICTORIES:

(1): 1994 Jamaican Open.

2011 PGA TOUR HIGHLIGHTS:

Followed up career-best season with made cuts in half of his 18 starts, including two top-10 finishes...In

his fourth start of the season and 100th PGA TOUR start overall, claimed a career-best third at the AT&T Pebble Beach National Pro-Am, supplanting his previous best of T5 at the 2010 Deutsche Bank Championship...Finished T9 at the Travelers Championship, with rounds of 66-69-66-65.

PERSONAL:

GM Goodwrench, his father's employer for 32 years, sponsored him during his rookie season on the 2003 PGA TOUR. Has played in 26 countries during his career.

PLAYER STATISTICS:

Scoring Average	71.13	(126)
Driving Distance	290.1	(103)
Driving Accuracy Percentage	64.11%	(59)
Greens in Regulation Percentage	66.36%	(68)
Strokes Gained - Putting	-.385	(160)

MISC STATISTICS:

CAREER PGA TOUR LOW ROUND/ROUND

63--2010 The Greenbrier Classic/2

LARGEST PGA TOUR PAYCHECK

\$428,400--2011 AT&T Pebble Beach National Pro-Am/3

HIGHEST OWGR RANK

After 2011 AT&T Pebble Beach National Pro-Am/99

PGA TOUR CAREER SUMMARY

Year	Events Played	Cuts Made	1st	2nd	3rd	Top 10	Top 25	FedExCup Pts	FedExCup Rank	Earnings	Money Rank
2011	19	9			1	2	4	114	114	814,147	106
2010	27	21				3	8	43	43	1,166,146	76
2009	1										
2008	3	2								38,915	
2007	3	1								11,152	
2006	1										
2005	28	12					3			421,050	156
2003	25	11				1	5			432,100	139
2002	2	2								18,414	
1999	1										
1997	2	2								13,330	255
1996	1	1								2,775	348
1995	1										
1993	1										
Total	115	61			1	6	20			2,918,030	283

NATIONWIDE TOUR CAREER SUMMARY

Year	Events Played	Cuts Made	1st	2nd	3rd	Top 10	Top 25	Earnings	Money Rank
2009	15	13	1	1	1	8	11	364,529	5
2008	9	6				2	6	72,968	89
2007	4	3				2	2	32,976	127
2006	23	6			1	1	2	44,532	110
2004	4	4						7,784	212
1995	1								
1994	2	1					1	2,100	183
1993	3	1					1	2,065	181
1992	2								
1990	4	2						1,045	215
Total	67	36	1	1	2	13	23	527,997	143

TOP TOURNAMENT SUMMARY

Tournament	'99	'02	'03	'05	'07	'08	'10	'11
The Masters								
US Open		T70	CUT		CUT			
British Open	W/D					T58		
PGA Championship								CUT
THE PLAYERS				CUT				
TOUR Championship								
WGC-Accenture								
WGC-Cadillac								
WGC-Bridgestone								
WGC-HSBC Champions								
The Barclays			T18	72			CUT	CUT
Deutsche Bank Championship			T47	CUT			T5	
BMW Championship				CUT			T24	

Lucas Glover



EXEMPT STATUS: Winner, 2009 U.S. Open, multiple tournament winner (through 2015)

HEIGHT: 6-2

WEIGHT: 195

BIRTHDATE: November 12, 1979

BIRTHPLACE: Greenville, SC

RESIDENCE: Greenville, SC

FAMILY: Single

SPECIAL INTERESTS: Music, fishing

EDUCATION: Clemson University (2005, Communication Studies)

TURNED PRO: 2001

Q-SCHOOL: 2004

Nationwide Tour Graduate (2003)

JOINED TOUR: 2004

PGA TOUR VICTORIES (3):

2005 FUNAI Classic at the WALT DISNEY WORLD Resort. 2009 U.S. Open Championship. 2011 Wells Fargo Championship

BEST 2011 PGA TOUR FINSHES:

P1–Wells Fargo Championship.

NATIONAL TEAMS:

The Presidents Cup (2), 2007, 2009; Walker Cup (1), 2001.

OTHER VICTORIES:

(1): 2009 PGA Grand Slam of Golf.

2011 PGA TOUR HIGHLIGHTS:

Joined former Clemson University teammate Jonathan Byrd in a playoff after the duo finished regulation deadlocked at the Wells Fargo Championship at 15-under 273. He parred the first extra hole (par-4 18th) for the victory, marking his only top-10 finish of the campaign. It was his first TOUR

playoff and fourth in Wells Fargo Championship history. He became the first player in the nine-year history of the Charlotte event to record all four rounds in the 60s (67-68-69-69). His opening-round 67 is also the lowest start by a winner. His 72-hole total of 15-under 273 is one shy of the tournament record held by 2008 champion Anthony Kim. Led the field in Strokes Gained-Putting by gaining 10.606 strokes on the field. In eight starts at the Wells Fargo Championship, missed just one cut (2005) and amassed four top-10 finishes, highlighted by his win and a T2 in 2009. All three of his TOUR wins have been in come-from-behind fashion. He entered the final round Sunday in Charlotte three strokes behind Byrd, was one stroke behind Ricky Barnes going into the final round of the U.S. Open and was three behind Rich Beem, Tim Clark and Tom Pernice, Jr., after 54 holes of the 2005 Funai Classic at Walt Disney World...Finished second at the Telus World Skins Game in Banff, Alberta, Canada, in late July. Had five skins and \$125,000, leaving him behind winner Jhonattan Vegas (seven skins and \$140,000). Others in the field were Stephen Ames, Anthony Kim and Paul Casey.

PERSONAL:

Avid Clemson Tiger sports fan...An avid reader, particularly mysteries and thrillers. Read four books

during the week of his rainy 2009 U.S. Open victory...Credits his grandfather, Dick Hendley, for giving him his start in golf. Grandfather gave him a cut-down club when Lucas was 3 and first took him to the Masters at age 6. Hendley was a standout in football and baseball at Clemson, where he is a Hall of Fame member and played one season (1951) with the NFL's Pittsburgh Steelers. Lucas was inducted into the Clemson Athletic Hall of Fame in the fall 2007.

PLAYER STATISTICS:

Scoring Average	70.44	(49)
Driving Distance	294.6	(63)
Driving Accuracy Percentage	61.05%	(104)
Greens in Regulation Percentage	65.92%	(82)
Strokes Gained - Putting	.222	(55)

MISC STATISTICS:

CAREER PGA TOUR LOW ROUND/ROUND
63–2 times, most recent 2006 Zurich Classic of New Orleans/4

LARGEST PGA TOUR PAYCHECK
\$1,350,000–2009 U.S. Open Championship/1

HIGHEST OWGR RANK
After 2009 ADT Skills Challenge/15

PGA TOUR CAREER SUMMARY

Year	Events Played	Cuts Made	1st	2nd	3rd	Top 10	Top 25	FedExCup Pts	FedExCup Rank	Earnings	Money Rank
2011	23	15	1			1	6	45	45	1,823,327	48
2010	23	16			1	3	8	74	74	1,511,275	57
2009	26	21	1	1	1	6	12	17	17	3,692,580	9
2008	26	20				2	8	49	49	998,491	105
2007	29	22				3	13	29	29	1,664,167	53
2006	31	23				9	17			2,587,982	21
2005	28	16	1		1	7	9			2,050,068	30
2004	30	17				2	5			557,454	134
2002	6	2								16,349	
2001	2	1								6,180	
Total	224	153	3	1	3	33	78			14,907,873	65

NATIONWIDE TOUR CAREER SUMMARY

Year	Events Played	Cuts Made	1st	2nd	3rd	Top 10	Top 25	Earnings	Money Rank
2004	1								
2003	26	17	1			6	7	193,989	17
2002	12	7			1	2	5	64,692	67
Total	39	24	1		1	8	12	258,681	329

TOP TOURNAMENT SUMMARY

Tournament	'02	'04	'05	'06	'07	'08	'09	'10	'11
The Masters				CUT	T20			T36	CUT
US Open	CUT			CUT	CUT		1	T58	T42
British Open				CUT	T27	T78	CUT	T48	T12
PGA Championship			CUT	T46	T50		5	CUT	CUT
THE PLAYERS				CUT	CUT	CUT	CUT	3	T50
TOUR Championship			29	T8			T10		
WGC-Accenture				T33	T33			T33	
WGC-Cadillac				T13	T26			T56	
WGC-Bridgestone				T4		T63	T19	T22	T23
WGC-HSBC Champions									T20
The Barclays		CUT	T22	T70	CUT	T55	CUT	CUT	CUT
Deutsche Bank Championship		CUT	T40	T12	T14	T50	T36	T65	T21
BMW Championship		T71	CUT	T15	T14	T13	66		T31

Mathew Goggin



EXEMPT STATUS: 3rd on 2011 Nationwide Tour money list
HEIGHT: 6-0
WEIGHT: 185
BIRTHDATE: June 13, 1974
BIRTHPLACE: Hobart, Tasmania, Australia
RESIDENCE: Scottsdale, AZ

FAMILY: Wife, Felicity; Atticus (12/23/07)
SPECIAL INTERESTS: Guitar, music
TURNED PRO: 1995
Q-SCHOOL: 2002
 Nationwide Tour Graduate (1999, 2005, 2011)
JOINED TOUR: 2000

PGA TOUR BEST FINISHES:

T2–2006 Cialis Western Open. T2–2008 the Memorial Tournament presented by Morgan Stanley

BEST 2011 PGA TOUR FINSHES:

T48–Wells Fargo Championship.

INTERNATIONAL VICTORIES:

(3): 1996 Dutch Challenge [EurChall]. 1997 San Paolo Vita Open [EurChall]. 1998 Australasian Tour Championship [Aus].

2011 PGA TOUR HIGHLIGHTS:

His Nationwide Tour season was highlighted with two victories (equaling his career-high total in 1999) among his six top-10 finishes. He ended the season a career-best No. 3 on the money list...Finished T48 at the Wells Fargo Championship in his only PGA TOUR start...Earned his third career title with a two-stroke victory at the season-opening Panama Claro Championship. Hovered near the lead during the first three rounds and was in the final threesome Sunday. A birdie at No. 16 gave him the lead for the

first time in the tournament. Closed with a pair of par saves as his closest challengers struggled down the stretch. Fired a 2-under 68 to wind up 11-under 269 at Panama GC. His victory came 11 years, 6 months, 19 days after his last win at the 1999 Cox Classic, the third-longest stretch between wins in Nationwide Tour history...Was T4 at the Fresh Express Classic, which was reduced to 54 holes when heavy fog canceled the final round. Earned enough money to move past Breden Pappas into the No. 1 spot on the money list, where he spent six weeks during the 1999 season...Was runner-up in his next event, the South Georgia Classic. Rallied with five birdies on his final eight holes to finish three shots back of winner Ted Potter, Jr. and widen his lead on the money list...Became the Tour's first two-time winner of the season when he captured the Preferred Health Systems Wichita Open by one stroke over Kyle Thompson, who was looking for back-to-back victories following his title the previous week at The Rex Hospital Open. Held the 54-hole lead at Crestview CC and kept challengers at arm's length throughout the final round. Rolled in a 6-foot birdie putt on the final hole to reach 18-under par and edge playing partner Thompson, who two-putted for birdie to temporarily tie for the lead. His fourth career win was worth \$108,000 and pushed his season total past the \$300,000 mark...Was T6 at the Nationwide Children's Hospital Invitational...Collected his sixth

top-10 of the season, at the News Sentinel Open, where he was T8.

PERSONAL:

His mother, Lindy, is a three-time Australian Amateur champion...Plays the guitar.

PLAYER STATISTICS:

Scoring Average	71.43	(N/A)
Driving Distance	310.9	(N/A)
Driving Accuracy Percentage	46.43%	(N/A)
Greens in Regulation Percentage	66.67%	(N/A)
Strokes Gained - Putting	.678	(N/A)

MISC STATISTICS:

CAREER PGA TOUR LOW ROUND/ROUND
 62–2009 The 50th Bob Hope Classic hosted by Arnold Palmer/3

LARGEST PGA TOUR PAYCHECK
\$440,000–2006 Cialis Western Open/T2

HIGHEST OWGR RANK
 After 2009 World Golf Championships-Bridgestone Invitational/48

PGA TOUR CAREER SUMMARY

Year	Events Played	Cuts Made	1st	2nd	3rd	Top 10	Top 25	FedExCup Pts	FedExCup Rank	Earnings	Money Rank
2011	1	1								16,157	
2010	28	13				1	2	155	155	483,537	159
2009	26	14				3	6	74	74	1,118,845	84
2008	27	18		1	2	5	11	52	52	1,969,962	40
2007	30	20				1	6	120	120	969,488	103
2006	26	10		1		3	6			1,076,142	85
2004	1										
2003	28	16					2			299,238	157
2002	20	12				1	5			391,852	142
2001	33	15				1	3			283,165	148
2000	32	12			1	2	5			414,123	117
1998	1										
Total	253	131		2	3	17	46			7,022,508	

NATIONWIDE TOUR CAREER SUMMARY

Year	Events Played	Cuts Made	1st	2nd	3rd	Top 10	Top 25	Earnings	Money Rank
2011	18	12	2	1		6	9	378,492	3
2010	1								
2005	24	18		2	2	7	14	260,090	9
2004	24	15		1	1	7	10	190,785	24
2002	4	1					1	5,233	217
2000	1								
1999	24	17	2	1	1	7	13	187,894	4
Total	96	63	4	5	4	27	47	1,022,493	20

AUSTRALIAN TOUR 2011 SUMMARY

Year	Events Played	Cuts Made	1st	Earnings	Money Rank
2011	2	1		2,802	

TOP TOURNAMENT SUMMARY

Tournament	'00	'01	'03	'04	'06	'07	'08	'09	'10
The Masters								CUT	
US Open					CUT	T36	CUT		
British Open			T46	CUT	CUT			T5	CUT
PGA Championship							CUT	CUT	
THE PLAYERS		T70				T12	CUT	CUT	CUT
TOUR Championship									
WGC-Accenture								T17	
WGC-Cadillac									
WGC-Bridgestone								T22	
WGC-HSBC Champions									
The Barclays	T33	CUT	T58		T9	CUT	T4	W/D	
Deutsche Bank Championship			CUT		CUT		CUT	T46	
BMW Championship	T29	CUT	CUT		T2		T38		

Retief Goosen (ruh-TEEF GOO-sun)



EXEMPT STATUS: 108th on 2011 money list

HEIGHT: 5-11

WEIGHT: 185

BIRTHDATE: February 3, 1969

BIRTHPLACE: Polokwane (formerly Pietersburg), South Africa

RESIDENCE: Polokwane (formerly Pietersburg), South Africa; Virginia Water, Surrey, England; Orlando, FL

FAMILY: Wife, Tracy; Leo (3/8/03), Ella Ann (11/18/04)

SPECIAL INTERESTS: Water skiing, all sports

TURNED PRO: 1990

JOINED TOUR: 2001

PGA TOUR VICTORIES (7):

2001 U.S. Open Championship. 2002 BellSouth Classic. 2003 Chrysler Championship. 2004 U.S. Open Championship. 2004 THE TOUR Championship presented by Coca-Cola. 2005 The INTERNATIONAL. 2009 Transitions Championship

BEST 2011 PGA TOUR FINSHES:

T3–FedEx St. Jude Classic.

INTERNATIONAL VICTORIES:

(24): 1991 Iscor Newcastle Classic [SAf]. 1992 Spoornet Classic [SAf], Bushveld Classic [SAf], Witbank Classic [SAf]. 1993 Mount Edgecombe Trophy [SAf]. 1995 Phillips South African Open [SAf]. 1996 Slaley Hall Northumberland Challenge [Eur]. 1997 Peugeot Open de France [Eur]. 1999 Novotel Perrier Open de France [Eur]. 2000 Trophee Lancome [Eur]. 2001 The Scottish Open at Loch Lomond [Eur], Telefonica Open de Madrid [Eur]. 2002 Johnnie Walker Classic [Eur], Dimension Data Pro-Am [SAf]. 2003 Trophee Lancome [Eur]. 2004 Smurfit European Open [Eur], Nedbank Challenge. 2005 Volkswagen China Masters [Asia], Linde German Masters [Eur]. 2006 South African Airways Open [Eur], Volkswagen China Masters [Asia]. 2007 Commercialbank Qatar Masters [Eur]. 2008 Iskandar Johor Open [Asia]. 2009 Africa Open [SAf].

NATIONAL TEAMS:

The Presidents Cup (6), 2000, 2003, 2005, 2007, 2009, 2011; World Cup (5), 1993, 1995, 2000, 2001, 2007; Dunhill Cup (6), 1995, 1996, 1997, 1998, 1999, 2000.

OTHER VICTORIES:

(3): 1997 Dunhill Cup [with Ernie Els, David Frost]. 1998 Dunhill Cup [with Ernie Els, David Frost]. 2001 World Golf Championships-EMC World Cup [with Ernie Els].

2011 PGA TOUR HIGHLIGHTS:

Season highlighted by sixth consecutive appearance at The Presidents Cup...Opened the European Tour in December 2010 with a runner-up finish at the South African Open. He had four rounds at 64 or better (64-68-63-63) but still lost by a stroke to Ernie Els...Played in the European Tour's Abu Dhabi Championship and T3 to finish a distant 10 strokes behind winner Martin Kaymer...One year after a career-high 10 top-10 finishes, collected only top 10 of the PGA TOUR season in his eighth start, with a T3 at the FedEx St. Jude Classic. Carded a tournament-best 64 in the third round...In his sixth career Presidents Cup appearance, playing for the losing International team, he compiled a 3-2-0 record, including a singles victory over Matt Kuchar...Only 11 months after losing to Els at the South African Open, he entered the final round of

the tournament tied for second, three strokes behind leader Hennie Otto. He struggled to a 1-over 73 at Serengeti GC to T6.

PERSONAL:

Was struck by lightning as an amateur in South Africa...Introduced to golf at age 9 by his estate agent father, a 10-handicapper...After U.S. Open win in 2004, made a media tour that included an appearance on "Regis and Kelly" among other shows...Is involved in course design work, with his first course, Legend Golf & Safari Resort, open in his native South Africa and a proposed project in China.

PLAYER STATISTICS:

Scoring Average	70.73	(73)
Driving Distance	289.9	(107)
Driving Accuracy Percentage	61.44%	(99)
Greens in Regulation Percentage	64.40%	(125)
Strokes Gained - Putting	.308	(41)

MISC STATISTICS:

CAREER PGA TOUR LOW ROUND/ROUND

62–2 times, most recent 2010 Sony Open in Hawaii/4

LARGEST PGA TOUR PAYCHECK

\$1,125,000–2004 U.S. Open Championship/1

HIGHEST OWGR RANK

After 2006 the Memorial Tournament/3

PGA TOUR CAREER SUMMARY

Year	Events Played	Cuts Made	1st	2nd	3rd	Top 10	Top 25	FedExCup Pts	FedExCup Rank	Earnings	Money Rank
2011	16	12			1	1	5	112	112	796,360	108
2010	19	18			2	10	13	10	10	3,218,089	14
2009	20	19	1	1	1	5	10	18	18	3,232,650	11
2008	18	13		1		2	6	108	108	1,431,965	72
2007	14	12		1		1	5	105	105	1,044,386	93
2006	18	16		1	1	6	9			2,617,453	19
2005	18	17	1		2	8	12			3,494,106	8
2004	16	13	2		1	9	11			3,885,573	6
2003	19	17	1	1	3	9	14			3,166,373	10
2002	15	14	1	2		5	13			2,617,004	10
2001	10	7	1			2	4			1,126,985	47
2000	13	9					4			196,093	
1999	4	2				1	2			54,368	222
1998	6										
1997	5	2				1	1			45,048	209
1996	1	1								7,363	297
1995	3	3								20,652	237
Total	215	175	7	7	11	60	109			26,954,468	14

EUROPEAN TOUR 2011 SUMMARY

Year	Events Played	Cuts Made	1st	Earnings	Money Rank
2011	8	7		365,292	

SUNSHINE TOUR 2011 SUMMARY

Year	Events Played	Cuts Made	1st	Earnings	Money Rank
2011	2	1		44,740	

ASIAN TOUR 2011 SUMMARY

Year	Events Played	Cuts Made	1st	Earnings	Money Rank
2011	1	1		25,800	

TOP TOURNAMENT SUMMARY

Tournament	'93	'96	'97	'98	'99	'00	'01	'02	'03	'04	'05	'06
The Masters				CUT		T40	CUT	2	T13	T13	T3	T3
US Open				CUT	CUT	T12	P1	CUT	T42	1	T11	CUT
British Open	CUT	75	T10	CUT	T10	T41	T13	T8	T10	T7	T5	T14
PGA Championship			T61	CUT	CUT	CUT	T37	T23	CUT		T6	T34
THE PLAYERS				CUT		CUT	CUT	T14	CUT	CUT	T12	2
TOUR Championship								T9	3	1	T4	4
WGC-Accenture						T17	T17	T17	T33	T33	3	T5
WGC-Cadillac					T25	T35	CNL	2	T8	T6	DNS	T45
WGC-Bridgestone						T24	10	T11	T17	DNS	T58	T48
WGC-HSBC Champions												
The Barclays								T25	T18			T29
Deutsche Bank Championship												
BMW Championship												

Tournament	'07	'08	'09	'10	'11
The Masters	T2	T17	CUT	T38	CUT
US Open	CUT	T14	T16	T58	T23
British Open	T23	T32	T5	6	W/D
PGA Championship	T23	T24	T51	T55	W/D
THE PLAYERS	T28	T51	T22		T61
TOUR Championship			23	3	
WGC-Accenture	T17	T33	T33	T5	T33
WGC-Cadillac	T58	T2	T66	T56	T31
WGC-Bridgestone	T61	T4	T29	T3	T23
WGC-HSBC Champions			T10	T6	
The Barclays	T60	CUT	T70	T21	72
Deutsche Bank Championship	CUT	CUT	T8	T25	
BMW Championship			T23	7	

Jason Gore



EXEMPT STATUS: Past Champion

HEIGHT: 6-0

WEIGHT: 245

BIRTHDATE: 1974

RESIDENCE: Valencia, CA

FAMILY: Wife, Megan; Jaxon William, Olivia Ann

SPECIAL INTERESTS: Family, guitar, drums, Los Angeles Lakers, cars, technology

EDUCATION: Pepperdine University (2000, Psychology)

TURNED PRO: 1997

Q-SCHOOL: 2000

Nationwide Tour Graduate (2002, 2005)

JOINED TOUR: 2001

PGA TOUR VICTORIES (1):

2005 84 LUMBER Classic

BEST 2011 PGA TOUR FINSHES:

T29–Bob Hope Classic.

NATIONAL TEAMS:

Walker Cup (1), 1997.

OTHER VICTORIES:

(1): 2004 California State Open.

2011 PGA TOUR HIGHLIGHTS:

Made six PGA TOUR starts and 10 Nationwide Tour starts, with one top-25 finish, a T12 at the Miccosukee Championship.

PERSONAL:

Appeared on "Last Call" with Carson Daly during the 2005 season. The two played junior golf together growing up in Southern California.

PLAYER STATISTICS:

Scoring Average	72.28	(N/A)
Driving Distance	299.7	(N/A)
Driving Accuracy Percentage	53.89%	(N/A)
Greens in Regulation Percentage	64.96%	(N/A)
Strokes Gained - Putting	-1.435	(N/A)

MISC STATISTICS:

CAREER PGA TOUR LOW ROUND/ROUND

63–2 times, most recent 2007 Frys.com Open benefiting Shriners Hospitals for Children/1

LARGEST PGA TOUR PAYCHECK

\$792,000–2005 84 LUMBER Classic/1

HIGHEST OWGR RANK

After 2005 Target World Challenge presented by Countrywide/77

PGA TOUR CAREER SUMMARY

Year	Events Played	Cuts Made	1st	2nd	3rd	Top 10	Top 25	FedExCup Pts	FedExCup Rank	Earnings	Money Rank
2011	6	3						222	222	51,290	223
2010	10	5						203	203	77,213	212
2009	24	12				2	2	170	170	408,811	155
2008	33	17				3	8	141	141	779,664	134
2007	27	16		1		3	8	64	64	1,105,985	88
2006	29	14				4	5			717,005	118
2005	8	6	1			1	1			871,135	94
2004	1										
2003	30	12					2			208,801	177
2002	1										
2001	30	12					2			180,451	178
2000	1										
1999	2	1								20,385	255
1998	1										
Total	203	98	1	1		13	28			4,420,741	232

NATIONWIDE TOUR CAREER SUMMARY

Year	Events Played	Cuts Made	1st	2nd	3rd	Top 10	Top 25	Earnings	Money Rank
2011	10	5					1	20,274	141
2010	21	12	1			1	3	156,451	40
2009	3	3						6,269	215
2005	12	9	3			4	7	356,579	2
2004	25	13			1	3	4	79,064	73
2003	1	1						1,413	323
2002	23	16	2			4	5	241,940	6
2000	19	11	1			3	6	137,284	34
1999	8	3				1	2	7,085	143
1998	18	9				2	5	27,378	74
1997	1								
Total	141	82	7		1	18	33	1,033,736	19

TOP TOURNAMENT SUMMARY

Tournament	'98	'01	'03	'05	'06	'07	'08	'10
The Masters								
US Open	CUT			T49			CUT	T47
British Open								
PGA Championship					T62			
THE PLAYERS					CUT	T23	W/D	
TOUR Championship								
WGC-Accenture								
WGC-Cadillac								
WGC-Bridgestone					T36			
WGC-HSBC Champions								
The Barclays		T56	CUT		CUT	71	CUT	
Deutsche Bank Championship			CUT	T60	T76	T23		
BMW Championship		CUT	T50		T10			

Paul Goydos



EXEMPT STATUS: 63rd on 2011 money list
HEIGHT: 5-9
WEIGHT: 190
BIRTHDATE: June 20, 1964
BIRTHPLACE: Long Beach, CA
RESIDENCE: Dove Canyon, CA
FAMILY: Chelsea (8/21/90), Courtney (9/8/92)

SPECIAL INTERESTS: Sports
EDUCATION: Long Beach State University (1988, Finance)
TURNED PRO: 1989
Q-SCHOOL: 1992, 1993, 2002
 Nationwide Tour Alumnus
JOINED TOUR: 1993

PGA TOUR VICTORIES (2):

1996 Bay Hill Invitational. 2007 Sony Open in Hawaii

BEST 2011 PGA TOUR FINSHES:

3--THE PLAYERS Championship. T3--Justin Timberlake Shriners Hospitals for Children Open.

2011 PGA TOUR HIGHLIGHTS:

At No. 63, finished inside the top 100 on the official money list for the sixth consecutive season...Making his eighth career start at The Heritage, managed his first top-10 finish at Harbour Town with a T9, five strokes behind playoff winner Brandt Snedeker. Opened with a 1-over 72, but followed with three under-par rounds to record his first top 10 of the season in his 12th start...Notched his second top 10 of the season with a solo third at THE PLAYERS. Final round 69 was the only sub-70 score posted by any player who finished in the top five. Produced just his

second top 10 in his 13th appearance at THE PLAYERS to go along with his playoff loss in 2008...Came back the following week with a T10 at the Crowne Plaza Invitational at Colonial...Four rounds in the 60s at the Justin Timberlake Shriners Hospitals for Children Open led to a T3 finish, five strokes behind champion Kevin Na. It was his fourth top 10 of the season and 45th of his career.

PERSONAL:

Was a substitute teacher in Long Beach, CA, at the time of his 1992 Yuma Open victory...1996 EA Sports Golf Challenge champion. Lost to Kevin Sutherland in unsuccessful 1997 defense of EA Sports Challenge championship. Donated \$10,000 prize to Arnold Palmer Children's Hospital...Says the first and only autograph he ever received was from California Angel Sandy Alomar, who signed his mitt at a game in Anaheim Stadium in 1974. "No, I don't know where the glove is now. I don't have it"...His favorite movie is "Monty Python and the Holy Grail"...Was hitting balls at the Long Beach

State driving range in college when football coach and Pro Football Hall of Fame member George Allen decided he wanted to use the range for practice. "He yelled, 'Get that golfer off my football field.' I never met the man, but let's just say he definitely knew who I was."

PLAYER STATISTICS:

Scoring Average	71.72	(169)
Driving Distance	274.8	(185)
Driving Accuracy Percentage	69.00%	(15)
Greens in Regulation Percentage	64.47%	(120)
Strokes Gained - Putting	-.620	(179)

MISC STATISTICS:

CAREER PGA TOUR LOW ROUND/ROUND

59--2010 John Deere Classic/1

LARGEST PGA TOUR PAYCHECK

\$1,026,000--2008 THE PLAYERS Championship/2

HIGHEST OWGR RANK

After 2007 Sony Open in Hawaii/39

PGA TOUR CAREER SUMMARY

Year	Events Played	Cuts Made	1st	2nd	3rd	Top 10	Top 25	FedExCup Pts	FedExCup Rank	Earnings	Money Rank
2011	25	16			2	4	5	105	105	1,385,328	63
2010	25	14		1		3	3	87	87	1,121,250	81
2009	25	14		1	1	4	7	54	54	1,619,918	53
2008	25	14		1		3	5	85	85	1,640,737	51
2007	19	12	1			1	1	73	73	1,229,355	78
2006	24	11		1		2	4			890,392	97
2005	15	9				1	3			486,362	148
2004	2	2								19,366	246
2003	25	18				2	7			734,284	88
2002	20	13				2	4			407,345	139
2001	29	12				2	3			375,557	132
2000	30	19				3	5			398,393	121
1999	29	20		1		4	8			695,052	61
1998	31	20		1		2	5			368,413	82
1997	30	21				5	9			396,241	61
1996	29	15	1			4	7			438,111	44
1995	35	21					6			146,423	129
1994	31	22				3	9			241,107	75
1993	30	18					4			87,804	152
Total	479	291	2	6	3	45	95			12,681,439	84

NATIONWIDE TOUR CAREER SUMMARY

Year	Events Played	Cuts Made	1st	2nd	3rd	Top 10	Top 25	Earnings	Money Rank
2004	1	1						1,305	361
2002	1	1					1	3,690	237
1993	2	2						615	246
1992	29	17	1		2	3	8	61,104	17
1991	25	13		1		4	7	30,237	39
Total	58	34	1	1	2	7	16	96,950	573

TOP TOURNAMENT SUMMARY

Tournament	'93	'94	'95	'96	'97	'98	'99	'00	'01	'02	'03	'05
The Masters				CUT								
US Open		T44	T62	CUT	T28		T12	CUT	CUT	CUT		
British Open												
PGA Championship				T73	T29	T34	T31					
THE PLAYERS		T62	T49	CUT	CUT	T57	T38	CUT	T68			
TOUR Championship												
WGC-Accenture												
WGC-Cadillac												
WGC-Bridgestone												
WGC-HSBC Champions												
The Barclays	T13	CUT	CUT	T11		T47	CUT	T16			CUT	CUT
Deutsche Bank Championship												T72
BMW Championship	T43	85	CUT	T35	CUT	CUT	CUT		CUT		T67	

Tournament	'06	'07	'08	'09	'10	'11
The Masters		CUT				
US Open		CUT			CUT	
British Open			CUT	72	CUT	
PGA Championship		CUT	T31	T67	CUT	
THE PLAYERS		CUT	P2	CUT	T52	3
TOUR Championship						
WGC-Accenture		T33				
WGC-Cadillac		T50				
WGC-Bridgestone		T74				
WGC-HSBC Champions						
The Barclays	CUT	T48	72	T9		CUT
Deutsche Bank Championship	CUT	T30	CUT	CUT	70	
BMW Championship		DNS		67		

Nathan Green



EXEMPT STATUS: T27 at 2011 PGA TOUR Qualifying Tournament **FAMILY:** Wife, Michelle
HEIGHT: 5-8 **TURNED PRO:** 1998
WEIGHT: 175 **Q-SCHOOL:** 2011
BIRTHDATE: May 13, 1975 **Nationwide Tour Graduate (2005)**
BIRTHPLACE: Newcastle, New South Wales, Australia
RESIDENCE: Toronto, New South Wales, Australia **JOINED TOUR:** 2006

PGA TOUR VICTORIES (1):

2009 RBC Canadian Open

BEST 2011 PGA TOUR FINSHES:

T23-Valero Texas Open.

INTERNATIONAL VICTORIES:

(3): 2000 Queensland PGA Championship [Aus], Benefit Partners/NRCS Classic [Can]. 2006 Blue Chip New Zealand Open [Eur].

NATIONAL TEAMS:

World Cup (1), 2007.

2011 PGA TOUR HIGHLIGHTS:

Failed to record a top 10 for the first time since joining the PGA TOUR in 2006. Finished a season-best T23 at the Valero Texas Open...In December, closed with a final-round, 6-under 66 at the PGA TOUR Qualifying Tournament at PGA West in Palm Springs, CA to finish T27 and earn a return trip to the PGA TOUR in 2012.

PERSONAL:

Accepted an invitation to host the New South Wales Open near his hometown of Newcastle. First time in the 78-year history of the tournament a player has hosted the event...Represented New South Wales in soccer...Formerly worked in a crematorium his parents manage in Valentine. Also worked in a pro shop at Westside GC in Newcastle...Made a hole-in-one for \$500,000 at the Ericsson Masters...After being

introduced to the game by his brother, he used his grandmother's clubs.

PLAYER STATISTICS:

Scoring Average	71.30	(139)
Driving Distance	285.0	(137)
Driving Accuracy Percentage	59.44%	(126)
Greens in Regulation Percentage	62.34%	(166)
Strokes Gained - Putting	.111	(86)

MISC STATISTICS:

CAREER PGA TOUR LOW ROUND/ROUND
62-2008 Valero Texas Open/1

LARGEST PGA TOUR PAYCHECK
\$918,000-2009 RBC Canadian Open/1

HIGHEST OWGR RANK
After 2008 The Honda Classic/77

PGA TOUR CAREER SUMMARY

Year	Events Played	Cuts Made	1st	2nd	3rd	Top 10	Top 25	FedExCup Pts	FedExCup Rank	Earnings	Money Rank
2011	26	14					2	165	165	312,109	168
2010	27	16				1	5	121	121	636,180	144
2009	30	22	1			1	3	63	63	1,436,342	59
2008	30	17			1	1	6	122	122	912,867	113
2007	29	22			1	2	9	31	31	1,380,317	66
2006	30	24		1		6	8			1,700,803	41
2001	1										
Total	173	115	1	1	2	11	33			6,378,619	181

NATIONWIDE TOUR CAREER SUMMARY

Year	Events Played	Cuts Made	1st	2nd	3rd	Top 10	Top 25	Earnings	Money Rank
2011	1	1						3,717	227
2005	25	17		1	2	5	10	217,272	18
2004	22	18		1		4	7	139,824	39
2003	2	1					1	10,542	190
2002	22	7				1	3	26,694	124
Total	72	44		2	2	10	21	398,050	208

AUSTRALIAN TOUR 2011 SUMMARY

Year	Events Played	Cuts Made	1st	Earnings	Money Rank
2011	1	1		24,667	

TOP TOURNAMENT SUMMARY

Tournament	'01	'06	'07	'08	'09	'10	'11
The Masters						48	
US Open		CUT	CUT				
British Open	CUT						CUT
PGA Championship		T49	T23		T63		
THE PLAYERS		T66	T16	CUT	T71	CUT	
TOUR Championship							
WGC-Accenture							
WGC-Cadillac			T58				
WGC-Bridgestone					T64		
WGC-HSBC Champions					T62		
The Barclays		T47	T69	CUT	CUT	CUT	
Deutsche Bank Championship		T15	T17		CUT		
BMW Championship		T30	T14		T53		

Richard Green



EXEMPT STATUS: None/International Player

HEIGHT: 6-3

WEIGHT: 215

BIRTHDATE: February 19, 1971

BIRTHPLACE: Melbourne, Australia

RESIDENCE: Melbourne, Australia; Bagshot, England

FAMILY: Wife, Anita; Tara (9/25/01)

SPECIAL INTERESTS: Car racing

TURNED PRO: 1992

PGA TOUR BEST FINISHES:

T4–2007 British Open Championship

BEST 2011 PGA TOUR FINSHES:

T16–British Open Championship.

INTERNATIONAL VICTORIES:

(7): 1994 New Caledonian Open [Aus], Koorungal Pro-Am [Aus], 1995 Indonesian Pro-Am [Asia]. 1996 New Caledonian Open [Aus]. 1997 Dubai Desert Classic [Eur]. 2004 Australian Masters. 2007 BA-CA Open [Eur]. 2010 Portugal Masters [Eur].

NATIONAL TEAMS:

World Cup (3), 1998, 2008, 2011.

2011 PGA TOUR HIGHLIGHTS:

Looked to be in position to win on the European Tour, at the Irish Open. Only needed a two-putt par on the final hole of the Killarney Golf and Fishing Club to force a playoff with Simon Dyson. He three-putted for bogey, giving the title to Dyson...Along with partner Brendan Jones, took the early lead for Australia at the OMEGA Mission Hills World Cup and remained in contention throughout the week, eventually finishing fourth three years after the duo was T3 at the same event.

PERSONAL:

Has a passion for motor sports and has a Porsche that he races when he's home...Plays lefthanded.

PLAYER STATISTICS:

Scoring Average	69.51	(N/A)
Driving Distance	292.0	(N/A)
Driving Accuracy Percentage	57.14%	(N/A)
Greens in Regulation Percentage	61.11%	(N/A)
Strokes Gained - Putting	.344	(N/A)

MISC STATISTICS:

CAREER PGA TOUR LOW ROUND/ROUND

64–2007 British Open Championship/4

LARGEST PGA TOUR PAYCHECK

\$411,320–2007 British Open Championship/T4

HIGHEST OWGR RANK

After 2007 THE TOUR Championship presented by Coca-Cola/29

PGA TOUR CAREER SUMMARY

Year	Events Played	Cuts Made	1st	2nd	3rd	Top 10	Top 25	FedExCup Pts	FedExCup Rank	Earnings	Money Rank
2011	4	3					1			90,352	
2009	2	1								15,000	
2008	9	7								92,960	
2007	5	5				1	1			446,070	
2006	4	2								29,250	
2005	11	9				1	1			256,807	
2004	2	1									
2002	1	1								14,696	
2001	1	1								19,312	
1999	1										
1997	3	1				1	1			47,450	205
Total	43	31				3	4			1,011,896	

NATIONWIDE TOUR CAREER SUMMARY

Year	Events Played	Cuts Made	1st	2nd	3rd	Top 10	Top 25	Earnings	Money Rank
2004	1	1						3,074	269
2003	1								
Total	2	1						3,074	

EUROPEAN TOUR 2011 SUMMARY

Year	Events Played	Cuts Made	1st	Earnings	Money Rank
2011	14	9		385,615	

ASIAN TOUR 2011 SUMMARY

Year	Events Played	Cuts Made	1st	Earnings	Money Rank
2011	1	1		7,700	

AUSTRALIAN TOUR 2011 SUMMARY

Year	Events Played	Cuts Made	1st	Earnings	Money Rank
2011	2	2		7,056	

TOP TOURNAMENT SUMMARY

Tournament	'97	'99	'01	'02	'04	'05	'06	'07	'08	'09	'10	'11
The Masters									CUT			
US Open						T52	CUT					
British Open	CUT	CUT	T42	T59	CUT	T32	CUT	T4	T32	CUT		T16
PGA Championship						CUT	T37	T40	71	T60		CUT
THE PLAYERS						T46						
TOUR Championship												
WGC-Accenture						T33	T33	T33	T33			T33
WGC-Cadillac					T28	T51			T51			
WGC-Bridgestone						67		T30	T43			T37
WGC-HSBC Champions											T6	
The Barclays												
Deutsche Bank Championship												
BMW Championship												

Bill Haas



EXEMPT STATUS: TOUR Championship winner, FedExCup winner, multiple tournament winner (through 2016)

HEIGHT: 6-2

WEIGHT: 185

BIRTHDATE: May 24, 1982

BIRTHPLACE: Charlotte, NC

RESIDENCE: Greenville, SC

FAMILY: Wife, Julie

SPECIAL INTERESTS: Basketball

EDUCATION: Wake Forest University (2004, Religious Studies)

TURNED PRO: 2004

Q-SCHOOL: 2005

Nationwide Tour Alumnus

JOINED TOUR: 2006

PGA TOUR VICTORIES (3):

2010 Bob Hope Classic. 2010 Viking Classic. 2011 TOUR Championship by Coca-Cola

BEST 2011 PGA TOUR FINSHES:

P1—TOUR Championship by Coca-Cola.

NATIONAL TEAMS:

The Presidents Cup (1), 2011. Walker Cup (1), 2003.

OTHER VICTORIES:

(1): 2004 CVS Charity Classic [with Jay Haas].

2011 PGA TOUR HIGHLIGHTS:

Capped off a career-best season by winning the TOUR Championship by Coca-Cola and the FedExCup...Making his first start in Kapalua, finished eighth to kick off the season at the Hyundai Tournament of Champions...Defending champion closed with rounds of 62-66 to join a three-way playoff at the Bob Hope Classic. With the opportunity to hold the clubhouse lead, three-putted the 90th hole of regulation from 35 feet for a par-5 at the Palmer Private Course at PGA West. Recorded a par-5 on the first playoff hole, while eventual winner Jhonattan Vegas and Gary Woodland recorded birdies. Has enjoyed 20 consecutive rounds in the 60s at the Palm Springs-area event...One week later, held a share of the 54-hole lead with Phil Mickelson at the Farmers Insurance Open after opening 67-66-71. Bogeysed

two of the first four holes in the final round, closing with a 75 to finish T9...One of a PGA TOUR-record nine players tied for the lead at 4-under after the first round of the Northern Trust Open. Went on to finish T12...After holding a two-shot, first-round lead, he finished solo fourth in his eighth start at the Wells Fargo Championship. It is his second fourth-place finish at Quail Hollow (T4 in 2006). His 8-under 64 in Charlotte is his best opening score on TOUR since the 2009 Wyndham Championship in Greensboro, where he posted a career-low, 8-under 62...Opened with rounds of 67-67 en route to a T8 at the Crowne Plaza Invitational at Colonial. It was his career-high fifth top-10 finish of the season...Sixth top 10 came at The Greenbrier Classic, where he and Bob Estes fell to Scott Stallings on the first extra hole for his second playoff loss of the season (Bob Hope Classic). It was the third runner-up finish of his TOUR career...In a winner-take-all playoff, he parred the third playoff hole (par-3 18th hole) to defeat Hunter Mahan to win the TOUR Championship by Coca-Cola and the FedExCup, winning the latter by 15 points over Webb Simpson and becoming the first player in his 20s to win the season-long competition. Entered the final round three strokes behind Aaron Baddeley and Mahan but carded a final-round 68 to finish regulation tied with Mahan at 8-under 272. In the playoff, he appeared to have shot himself out of winning both on the second playoff hole, the 17th hole at East Lake GC, when his approach to the par 4 landed in the water adjacent to the green. He made a great up and down for par to continue the playoff. As a result of his win, pocketed the \$1,440,000 first-place check and the \$10-million prize for winning the FedExCup. Became just the third player to win the TOUR Championship in his first appearance, joining Chad Campbell (2003) and Bart Bryant (2005). He and his father, Jay, are the only father-son combination to tee it up in the TOUR Championship...PGA TOUR Player of the Month for Septem-

ber...Two days after his win, was selected by Fred Couples as a Captain's Pick for The Presidents Cup at Royal Melbourne...Finished 1-3-1 for the victorious United States Presidents Cup squad.

PERSONAL:

Father, Jay, was the 1975 NCAA medalist and two-time All-America in the 1970s who went on to a highly successful PGA TOUR and Champions Tour career. Uncle, Jerry, was also an All-America at Wake Forest, a TOUR player in the early 1990s and is the head coach of the Deacons. Great uncle, Bob Goalby, won the 1968 Masters. Older brother, Jay, played golf at Augusta State and Monday-qualified for the 2006 Wachovia Championship to join father, Jay, and brother in the field.

PLAYER STATISTICS:

Scoring Average	70.13	(22)
Driving Distance	296.6	(48)
Driving Accuracy Percentage	63.59%	(67)
Greens in Regulation Percentage	69.44%	(11)
Strokes Gained - Putting	.115	(84)

MISC STATISTICS:

CAREER PGA TOUR LOW ROUND/ROUND

62—2 times, most recent 2011 Bob Hope Classic/4

LARGEST PGA TOUR PAYCHECK

\$1,440,000—2011 TOUR Championship by Coca-Cola/1

HIGHEST OWGR RANK

After 2011 Children's Miracle Network Hospitals Classic/20

PGA TOUR CAREER SUMMARY

Year	Events Played	Cuts Made	1st	2nd	3rd	Top 10	Top 25	FedExCup Pts	FedExCup Rank	Earnings	Money Rank
2011	26	22	1	2		7	12	1	1	4,088,637	7
2010	25	18	2	1		4	8	31	31	2,905,136	20
2009	29	16			1	4	11	41	41	1,425,418	61
2008	31	18				2	10	73	73	1,000,939	104
2007	30	16			1	3	7	96	96	967,443	104
2006	30	19				1	7			887,024	99
2005	6	4					2			159,586	
2004A	1	1									
2004	9	8				1	3			315,259	
2003A	2										
2002A	1										
Total	190	122	3	3	2	22	60			11,749,443	94

NATIONWIDE TOUR CAREER SUMMARY

Year	Events Played	Cuts Made	1st	2nd	3rd	Top 10	Top 25	Earnings	Money Rank
2005	22	19		1		5	13	195,378	23
2004	3	1					1	5,095	236
2000A	1								
Total	26	20		1		5	14	200,473	403

AUSTRALIAN TOUR 2011 SUMMARY

Year	Events Played	Cuts Made	1st	Earnings	Money Rank
2011	1	1		9,110	

TOP TOURNAMENT SUMMARY

Tournament	'03	'04	'06	'07	'08	'09	'10	'11
The Masters							T26	T42
US Open	CUT	T40						T23
British Open							CUT	T57
PGA Championship							CUT	T12
THE PLAYERS				T72	CUT	CUT	T39	CUT
TOUR Championship								1
WGC-Accenture								T33
WGC-Cadillac							T6	T31
WGC-Bridgestone							T33	T63
WGC-HSBC Champions							T21	T42
The Barclays				T48	T55	T24	T47	T24
Deutsche Bank Championship		T9	T15		T69	T15	T22	T61
BMW Championship			T30			T10	T30	T16

Hunter Haas



EXEMPT STATUS: 89th on 2011 money list
HEIGHT: 5-10
WEIGHT: 170
BIRTHDATE: December 1, 1976
BIRTHPLACE: Fort Worth, TX
RESIDENCE: Southlake, TX
FAMILY: Wife, Lorie; Piper May, Hayden Huck Finn

SPECIAL INTERESTS: Wood working, barbecue chili competition, yard work, star gazing, hunting
EDUCATION: University of Oklahoma (2000, Sociology)
TURNED PRO: 2000
Q-SCHOOL: 2000, 2009
 Nationwide Tour Graduate (2004, 2010)
JOINED TOUR: 2001

PGA TOUR BEST FINISHES:

T3–2011 Puerto Rico Open presented by seepuertorico.com

BEST 2011 PGA TOUR FINSHES:

T3–Puerto Rico Open presented by seepuertorico.com.

NATIONAL TEAMS:

Walker Cup (1), 1999.

2011 PGA TOUR HIGHLIGHTS:

Enjoyed a banner year, making 18 cuts in 30 starts. Of those starts, collected eight top-25 finishes, four of which were top-10s...Finished T3 at the Puerto Rico Open, two shots out of the Michael Bradley-Troy Matteson playoff. Only other top 10 on TOUR came at the 2005 BellSouth Classic (T10). Opened with three rounds in the 60s. It is the first time in 74 starts on TOUR (196 rounds) he recorded three consecutive rounds in the 60s...Shared the first-round

lead with Adam Scott for at the AT&T National after carding an opening, 4-under 66. Went on to card rounds of 74-70-73 to finish T51. It marked the first time he held the lead/co-lead after the first round in his PGA TOUR career...Rolled in a 53-foot eagle putt on the par-5 18th hole to climb to 20-under 268 and finish T4 at the Viking Classic. Playing in his third Viking Classic, posted the best Mississippi finish of his career. He missed the cut in 2001 and finished T44 in 2005...Produced third top 10 of the season, with a T10 at the Reno-Tahoe Open...Next top 10 also came in Nevada, finishing T10 at the Justin Timberlake Shriners Hospitals for Children Open. Tied the course record with a career-best 10-under 61 in the second round, equaling Davis Love III (2001) and Tag Ridings (2004) for the best rounds at TPC Summerlin. The 61 equaled the second-best round on TOUR during the season, behind only amateur Patrick Cantlay's 60 at the Travelers Championship.

PERSONAL:

Has six bothers and sisters who all play competitive golf. Credits his father and sister for giving him his start in golf...Biggest thrill in golf is giving a advice to amateur players and seeing improvement in their game. Favorite golf course played is Spy-

glass Hill...Would most like to play Bandon Dunes in Oregon...Favorite professional team is the Dallas Cowboys. Favorite movie is "Unforgiven" and likes Minnesota Vikings' running back Adrian Peterson...Favorite food is Lebanese...Favorite city to visit is Norman, OK...Would most like to play golf with Clint Eastwood.

PLAYER STATISTICS:

Scoring Average	70.83	(92)
Driving Distance	288.5	(114)
Driving Accuracy Percentage	63.76%	(64)
Greens in Regulation Percentage	66.24%	(71)
Strokes Gained - Putting	.363	(32)

MISC STATISTICS:

CAREER PGA TOUR LOW ROUND/ROUND

61–2011 Justin Timberlake Shriners Hospitals for Children Open/2

LARGEST PGA TOUR PAYCHECK

\$203,000–2011 Puerto Rico Open presented by seepuertorico.com/T3

HIGHEST OWGR RANK

After 2011 Valero Texas Open/153

PGA TOUR CAREER SUMMARY

Year	Events Played	Cuts Made	1st	2nd	3rd	Top 10	Top 25	FedExCup Pts	FedExCup Rank	Earnings	Money Rank
2011	30	18			1	4	8	103	103	1,039,987	89
2008	1										
2005	28	14				1	3			371,925	166
2002	1	1								13,545	
2001	30	8					1			109,110	196
2000A	2										
2000	4	1								6,685	
Total	96	42			1	5	12			1,541,252	378

NATIONWIDE TOUR CAREER SUMMARY

Year	Events Played	Cuts Made	1st	2nd	3rd	Top 10	Top 25	Earnings	Money Rank
2010	23	17	2			6	9	408,047	3
2009	26	14				2	8	90,835	68
2008	26	18		1		6	12	209,461	27
2007	25	14		1		2	5	102,985	59
2006	29	20	1			2	10	175,189	30
2005	1	1					1	3,938	242
2004	27	22	1	1		5	9	212,065	16
2003	26	15				4	8	93,125	54
2002	21	12		1		2	8	103,230	44
Total	204	133	4	4		29	70	1,398,873	4

TOP TOURNAMENT SUMMARY

Tournament	'00	'01	'05	'08	'11
The Masters	CUT			CUT	
US Open				CUT	
British Open					
PGA Championship					
THE PLAYERS					T64
TOUR Championship					
WGC-Accenture					
WGC-Cadillac					
WGC-Bridgestone					
WGC-HSBC Champions					
The Barclays		CUT	CUT		CUT
Deutsche Bank Championship			CUT		
BMW Championship		CUT	CUT		

Todd Hamilton



EXEMPT STATUS: Past Champion

HEIGHT: 6-1

WEIGHT: 195

BIRTHDATE: October 18, 1965

BIRTHPLACE: Galesburg, IL

RESIDENCE: Westlake, TX

FAMILY: Wife: Jacque; Tyler (4/2/98), Kaylee (6/20/00), Drake (4/18/03)

SPECIAL INTERESTS: Crossword puzzles, hockey, basketball

EDUCATION: University of Oklahoma

TURNED PRO: 1987

Q-SCHOOL: 2003, 2010

JOINED TOUR: 2004

PGA TOUR VICTORIES (2):

2004 The Honda Classic. 2004 British Open Championship

BEST 2011 PGA TOUR FINSHES:

T22--John Deere Classic.

INTERNATIONAL VICTORIES:

(14): 1992 Singapore Rolex Masters [Asia], Maekyung Open [Asia], Maruman Open [Jpn]. 1993 Acom International [Jpn]. 1994 PGA Philanthropy [Jpn], Japan PGA Matchplay Championship [Jpn], Thailand Open [Asia]. 1995 Token Corporation Cup [Jpn]. 1996 Japan PGA Philanthropy [Jpn]. 1998 Gene Sarazen Jun Classic [Jpn]. 2003 Fujisankei Classic [Jpn], Diamond Cup [Jpn], Gateway to the

Open Mizuno Open [Jpn], Japan PGA Matchplay Championship [Jpn].

2011 PGA TOUR HIGHLIGHTS:

Collected a pair of top-25 finishes in 11 PGA TOUR starts. The first came when he T22 at the John Deere Classic in his home state of Illinois, his sixth top-30 in his last seven starts at the event. Of his last 26 competitive rounds at TPC Deere Run, 24 have been at par or better.

PERSONAL:

Brought the Claret Jug on the road on several occasions in 2005, allowing friends to see and pose with the historic British Open trophy...Lists Jack Nicklaus as his hero...Credits his father for giving him his start in golf...His wife was his high school sweetheart at Union High School in Biggsville, IL...Almost

quit golf prior to winning the 1992 Asian Tour order of merit...Grew up playing on a nine-hole course in Biggsville, IL.

PLAYER STATISTICS:

Scoring Average	71.47	(N/A)
Driving Distance	301.3	(N/A)
Driving Accuracy Percentage	60.71%	(N/A)
Greens in Regulation Percentage	61.32%	(N/A)
Strokes Gained - Putting	-.114	(N/A)

MISC STATISTICS:

CAREER PGA TOUR LOW ROUND/ROUND
64--2008 Frys.com Open/3

LARGEST PGA TOUR PAYCHECK
\$1,348,272--2004 British Open Championship/1

HIGHEST OWGR RANK
After 2005 Mercedes Championships/16

PGA TOUR CAREER SUMMARY

Year	Events Played	Cuts Made	1st	2nd	3rd	Top 10	Top 25	FedExCup Pts	FedExCup Rank	Earnings	Money Rank
2011	11	5					2	194	194	112,083	210
2010	20	4					1	210	210	77,608	211
2009	29	11				1	3	123	123	605,225	133
2008	28	17					4	148	148	537,958	150
2007	28	9						207	207	109,776	212
2006	27	8				1	1			165,152	198
2005	31	17					4			559,495	134
2004	27	19	2			3	8			3,063,778	11
2003	3	2								36,600	
1996	1	1								9,920	276
1994	1										
1993	1										
1992	1										
1988	1	1								1,074	305
1987	3										
1986A	1										
Total	213	94	2			5	23			5,278,669	208

NATIONWIDE TOUR CAREER SUMMARY

Year	Events Played	Cuts Made	1st	2nd	3rd	Top 10	Top 25	Earnings	Money Rank
1991	4	1					1	1,204	208
Total	4	1					1	1,204	

EUROPEAN TOUR 2011 SUMMARY

Year	Events Played	Cuts Made	1st	Earnings	Money Rank
2011	11	5		53,152	

TOP TOURNAMENT SUMMARY

Tournament	'92	'96	'03	'04	'05	'06	'07	'08	'09	'10	'11
The Masters				40	T39	CUT	CUT	T36	T15	CUT	
US Open				CUT	CUT	CUT	CUT	T36	T36		T60
British Open	CUT	T44	CUT	P1	CUT	T68	CUT	T32	CUT	CUT	CUT
PGA Championship			T29	T37	T47	CUT	T66	CUT			
THE PLAYERS				T58	CUT	CUT	T75	T54	CUT		
TOUR Championship				28							
WGC-Accenture					T33						
WGC-Cadillac			72	T6							
WGC-Bridgestone				21							
WGC-HSBC Champions											
The Barclays				CUT		T53			77		
Deutsche Bank Championship					CUT	80					
BMW Championship				CUT	T54	CUT					

Anders Hansen



EXEMPT STATUS: None/International Player
HEIGHT: 6-1
WEIGHT: 165
BIRTHDATE: September 16, 1970
BIRTHPLACE: Sonderborg, Denmark
RESIDENCE: Zurich, Switzerland

FAMILY: Marcus (1998), Filuca (2003), Smilla (2006)
SPECIAL INTERESTS: Family, friends, movies
EDUCATION: University of Houston
TURNED PRO: 1995
Q-SCHOOL: 2006
JOINED TOUR: 2006

PGA TOUR BEST FINISHES:

T3–2011 World Golf Championships-Cadillac Championship. 3–2011 PGA Championship

BEST 2011 PGA TOUR FINSHES:

3–PGA Championship. T3–World Golf Championships-Cadillac Championship.

INTERNATIONAL VICTORIES:

(4): 2002 Volvo PGA Championship [Eur]. 2007 BMW PGA Championship [Eur]. 2009 Joburg Open [Eur], Vodacom Championship [SAf].

NATIONAL TEAMS:

World Cup (8), 1999, 2002, 2003, 2004, 2005, 2007, 2008, 2011; Seve Trophy (2), 2009, 2011.

2011 PGA TOUR HIGHLIGHTS:

Was seventh on the final Race to Dubai standings...Surged into the lead in the final round of the Omega Dubai Desert Classic but played even-par

golf on the back nine at Emirates GC to lose by a stroke to Alvaro Quiros. He missed a long birdie putt on the 72nd hole that would have forced a play-off with Quiros. The runner-up showing marked the fourth consecutive year he's had at least one European Tour second-place showing...Improved his score each day at the World Golf Championships-Cadillac Championship en route to a T3 finish, three strokes behind champion Nick Watney. Marked his first top-10 finish in 45 career starts on the PGA TOUR...Added two more European Tour runner-up performances. The first came at the Open de Espana in April. Began the final round two strokes behind Thomas Aiken and stayed there, as both players shot Sunday 70s...Third close call of the season came in June at the Wales Open. He started the final round at Celtic Manor Resort one stroke behind 54-hole leader Alexander Noren but struggled to a 1-over 71 to finish two behind Noren and T2 with Gregory Bourdy. Has amassed 10 second-place performances to go with his three European Tour titles...Making his 50th career start on the PGA TOUR, turned in the best final-round score at the PGA Championship with a 4-under 66, leading to a solo-third place finish—his best outing in 21 career major championship starts...Had a top-10 on the Sunshine Tour, a solo-10th finish at the Nedbank Golf Challenge in South Africa.

PERSONAL:

Started the game at age 10, influenced by the fact that his parents both played. Brother, Nicolai, is a scratch golfer. He attended the University of Houston and won two college tournaments...No relation to his namesake, Soren. However, both made holes-in-one in successive weeks on the European Tour in 1999 and won their first European Tour titles within a month of each other in 2002. They were also World Cup teammates in 2002, 2005, 2007 and 2008.

PLAYER STATISTICS:

Scoring Average	69.45	(N/A)
Driving Distance	289.0	(N/A)
Driving Accuracy Percentage	62.86%	(N/A)
Greens in Regulation Percentage	65.00%	(N/A)
Strokes Gained - Putting	.814	(N/A)

MISC STATISTICS:

CAREER PGA TOUR LOW ROUND/ROUND
64–2007 Wyndham Championship/2

LARGEST PGA TOUR PAYCHECK
\$545,000–2011 PGA Championship/3

HIGHEST OWGR RANK
After 2011 Wyndham Championship/23

PGA TOUR CAREER SUMMARY

Year	Events Played	Cuts Made	1st	2nd	3rd	Top 10	Top 25	FedExCup Pts	FedExCup Rank	Earnings	Money Rank
2011	7	5			2	2	3			617,067	
2010	6	2					1				
2009	4	2									
2008	6	4					2			105,725	
2007	17	10					4	137	137	461,216	153
2006	1	1					1			53,100	
2004	1										
2003	3	1									
2002	4	3								12,247	
1999	1										
Total	50	28			2	2	11			1,249,354	

EUROPEAN TOUR 2011 SUMMARY

Year	Events Played	Cuts Made	1st	Earnings	Money Rank
2011	14	12		978,537	

ASIAN TOUR 2011 SUMMARY

Year	Events Played	Cuts Made	1st	Earnings	Money Rank
2011	1	1		106,800	

SUNSHINE TOUR 2011 SUMMARY

Year	Events Played	Cuts Made	1st	Earnings	Money Rank
2011	1	1		2,346	

TOP TOURNAMENT SUMMARY

Tournament	'99	'02	'03	'04	'06	'07	'08	'09	'10	'11
The Masters							CUT		CUT	CUT
US Open						T55				
British Open	CUT	T77	CUT	CUT		T57	T19	CUT	CUT	T22
PGA Championship		CUT	CUT		T24	T12	CUT	CUT	CUT	3
THE PLAYERS										
TOUR Championship										
WGC-Accenture			T33				T33	T33	T17	T33
WGC-Cadillac		T57					T12		T45	T3
WGC-Bridgestone		T58				T22		T45		T29
WGC-HSBC Champions									T63	T23
The Barclays						CUT				
Deutsche Bank Championship										
BMW Championship										

Brian Harman



EXEMPT STATUS: T8 at 2011 PGA TOUR Qualifying Tournament

FAMILY: Single

HEIGHT: 5-7

SPECIAL INTERESTS: Hunting, fishing, outdoors

WEIGHT: 150

EDUCATION: University of Georgia (2009, Finance)

BIRTHDATE: January 19, 1987

TURNED PRO: 2009

BIRTHPLACE: Savannah, GA

JOINED TOUR: 2012

RESIDENCE: St. Simons Island, GA

PGA TOUR BEST FINISHES:

T71–2004 Buick Championship

NATIONAL TEAMS:

Walker Cup (2), 2005, 2009; Palmer Cup (1), 2007.

2011 PGA TOUR HIGHLIGHTS:

Made the cut in two of three starts on the Nationwide Tour, with a T24 at the South Georgia Classic his best finish...In December, finished T8 at the PGA TOUR Qualifying Tournament at PGA West in Palm

Springs, CA. to earn fully exempt, rookie status on TOUR in 2012...Played mainly on the eGolf Tour, finishing 10th on that Tour's money list, with a runner-up finish and two other third-place performances.

PERSONAL:

Attended Savannah Christian High School...Instructors are Jack Lumpkin and Mike Taylor...Biggest thrill outside golf is watching a sunrise from a duck blind...Never travels without his phone...Always uses a quarter to mark his ball...Favorite Web site is realtree.com...Follows all Atlanta pro teams...Favorite TV show is "Boardwalk

Empire," favorite movie is "The Departed" and his favorite athlete to watch is Jarvis Jones...Favorite city to visit is Athens, GA, and his favorite vacation spot is Marathon, FL...Twitter account is @harmanbrian...Favorite gadgets are firearms...Favorite app is Google maps...Carries peanut butter-and-jelly sandwiches in his golf bag for snacks...Dream foursome is Megan Fox, Heidi Klum and Kid Rock...Not many people know that he could live off the land.

MISC STATISTICS:

CAREER PGA TOUR LOW ROUND/ROUND

67–2004 Buick Championship/2

PGA TOUR CAREER SUMMARY

Year	Events Played	Cuts Made	1st	2nd	3rd	Top 10	Top 25	FedExCup Pts	FedExCup Rank	Earnings	Money Rank
2010	1										
2006A	1										
2004A	2	1									
Total	4	1									

NATIONWIDE TOUR CAREER SUMMARY

Year	Events Played	Cuts Made	1st	2nd	3rd	Top 10	Top 25	Earnings	Money Rank
2011	3	2					1	7,372	191
2010	3	1					1	6,258	204
Total	6	3					2	13,630	

Padraig Harrington (PAW-drig)



EXEMPT STATUS: Winner, 2008 PGA Championship (through 2013)
HEIGHT: 6-1
WEIGHT: 170
BIRTHDATE: August 31, 1971
BIRTHPLACE: Dublin, Ireland

RESIDENCE: Dublin, Ireland
FAMILY: Wife, Caroline; Patrick (2003), Ciaran (2007)
SPECIAL INTERESTS: Family, movies, all sports
TURNED PRO: 1995
JOINED TOUR: 2003

PGA TOUR VICTORIES (5):

2005 The Honda Classic. 2005 Barclays Classic. 2007 British Open Championship. 2008 British Open Championship. 2008 PGA Championship

BEST 2011 PGA TOUR FINSHES:

T8-Shell Houston Open.

INTERNATIONAL VICTORIES:

(16): 1996 Peugeot Spanish Open [Eur]. 1998 Irish PGA. 2000 Brazil Sao Paulo 500 Years Open [Eur], BBVA Open Turespana Masters Comunidad de Madrid [Eur]. 2001 Volvo Masters [Eur]. 2002 dunhill links championship [Eur], BMW Asian Open [Asia]. 2003 Deutsche Bank-SAP Open TPC of Europe [Eur], Omega Hong Kong Open [Eur]. 2004 Linde German Masters [Eur], Irish PGA. 2005 Irish PGA. 2006 Alfred Dunhill Links Championship [Eur], Dunlop Phoenix [Jpn]. 2007 Irish Open [Eur]. 2008 Irish PGA. 2009 Irish PGA. 2010 Iskandar Johor Open [Asia].

NATIONAL TEAMS:

Ryder Cup (6), 1999, 2002, 2004, 2006, 2008, 2010; World Cup (11), 1996, 1997, 1998, 1999, 2000, 2001, 2002, 2003, 2004, 2005, 2006; Seve Trophy

(4), 2000, 2002, 2003, 2005; Dunhill Cup (5), 1996, 1997, 1998, 1999, 2000.

OTHER VICTORIES:

(2): (1): 1997 World Cup of Golf [with Paul McGinley]. 2002 Target World Challenge.

2011 PGA TOUR HIGHLIGHTS:

Advanced to the PGA TOUR Playoffs for the FedExCup for the fifth time in as many years, but finished 89th for his worst showing in the competition...Making his fourth start of the year, posted his first top-10 finish of the season (T10), at the World Golf Championships-Cadillac Championship. It was his ninth career top-10 finish in a World Golf Championships event...In April, he posted four sub-par rounds to claim a T8 at the Shell Houston Open. It marked his sixth consecutive cut made in Houston since 2006...Finished T9 at the Wells Fargo Championship, with three rounds in the 60s...Entered the Wyndham Championship outside the top 125 in the FedExCup standings, but responded with a T47 finish in Greensboro to qualify for the Playoffs to move from No. 130 to No. 124...Came back the following week with a T13 at The Barclays to advance to the Deutsche Bank Championship, where a 73rd-place finish ended his playoff run...Had a nice showing late in the year, at the Iskandar Johor Open in Malaysia. At the rain-shortened event at Horizon

Hills G&CC, he opened with a 7-under 64 and added two more sub-70 rounds to T3, two strokes behind winner Joost Luiten.

PERSONAL:

Coached by Pete Cowen...Completed accountancy degree before turning professional...Distant cousin of former NFL quarterback Joey Harrington...Received an Honorary Degree from the University of St. Andrews just prior to the 2010 British Open...Web site is padraigharrington.com...Affiliated with Special Olympics.

PLAYER STATISTICS:

Scoring Average	70.81	(88)
Driving Distance	294.7	(61)
Driving Accuracy Percentage	52.98%	(179)
Greens in Regulation Percentage	64.12%	(133)
Strokes Gained - Putting	.252	(46)

MISC STATISTICS:

CAREER PGA TOUR LOW ROUND/ROUND
63-3 times, most recent 2007 Nissan Open/1

LARGEST PGA TOUR PAYCHECK
\$1,542,450-2007 British Open Championship/1

HIGHEST OWGR RANK
 After 2009 AT&T Pebble Beach National Pro-Am/3

PGA TOUR CAREER SUMMARY

Year	Events Played	Cuts Made	1st	2nd	3rd	Top 10	Top 25	FedExCup Pts	FedExCup Rank	Earnings	Money Rank
2011	18	14				3	4	89	89	802,839	107
2010	18	12			1	5	7	73	73	1,381,453	64
2009	20	14		2		6	9	7	7	2,628,377	20
2008	15	12	2		1	6	9	50	50	4,313,551	8
2007	18	15	1			3	9	35	35	2,658,283	21
2006	15	12		1		3	6			1,339,675	68
2005	15	11	2			4	6			2,615,731	14
2004	12	11		2		5	7			1,882,276	
2003	11	9		1		3	7			961,235	
2002	9	9				4	7			806,797	
2001	9	8				1	2			240,426	
2000	8	7				2	4			265,313	
1999	4	4					2			51,491	224
1998	3	2								23,352	238
1997	3	1				1	1			104,719	166
1996	1	1					1			24,025	232
Total	179	142	5	6	2	46	81			20,099,542	33

EUROPEAN TOUR 2011 SUMMARY

Year	Events Played	Cuts Made	1st	Earnings	Money Rank
2011	8	5		219,417	

ASIAN TOUR 2011 SUMMARY

Year	Events Played	Cuts Made	1st	Earnings	Money Rank
2011	3	2		115,433	

TOP TOURNAMENT SUMMARY

Tournament	'96	'97	'98	'99	'00	'01	'02	'03	'04	'05	'06	'07
The Masters					T19	T27	T5	CUT	T13	CUT	T27	T7
US Open		CUT	T32		T5	T30	T8	T10	T31	CUT	5	CUT
British Open	T18	T5	CUT	29	T20	T37	T5	T22	CUT		CUT	P1
PGA Championship		CUT			T58	CUT	T17	T29	T45	CUT	CUT	T42
THE PLAYERS						T33	T22	T2	2	T63	CUT	T52
TOUR Championship									14	T7		T11
WGC-Accenture					T33	T33	T33	T17	T5	T17	T5	T17
WGC-Cadillac				T30	T5	CNL	21	T6	T6	67	T17	T19
WGC-Bridgestone				T12	T27	T17	T47	T39	74	T24	T27	T14
WGC-HSBC Champions												
The Barclays									PT2	1	T36	T35
Deutsche Bank Championship												CUT
BMW Championship												

Tournament	'08	'09	'10	'11
The Masters	T5	T35	CUT	CUT
US Open	T36	CUT	T22	T45
British Open	1	T65	CUT	CUT
PGA Championship	1	T10	CUT	T64
THE PLAYERS	CUT	T49	CUT	CUT
TOUR Championship		T4		
WGC-Accenture	T17	T33	T33	T33
WGC-Cadillac		T20	T3	T10
WGC-Bridgestone	T20	T2	T9	T59
WGC-HSBC Champions		T25	T16	
The Barclays	CUT	T2	T47	T13
Deutsche Bank Championship	CUT	T4	CUT	73
BMW Championship	T55	T6		

Dudley Hart



EXEMPT STATUS: Major Medical Extension
HEIGHT: 5-10
WEIGHT: 190
BIRTHDATE: August 4, 1968
BIRTHPLACE: Rochester, NY
RESIDENCE: Buffalo, NY

FAMILY: Wife, Suzanne; Abigail, Rachel, Ryan, Avery Claire
SPECIAL INTERESTS: Hockey, reading, fishing
EDUCATION: University of Florida
TURNED PRO: 1990
Q-SCHOOL: 1990
JOINED TOUR: 1991

PGA TOUR VICTORIES (2):

1996 Bell Canadian Open. 2000 Honda Classic

INTERNATIONAL VICTORIES:

(1): 1998 Subaru Sarazen World Open.

OTHER VICTORIES:

(1): 2002 CVS Charity Classic [with Chris DiMarco].

2011 PGA TOUR HIGHLIGHTS:

Failed to make a start for the second consecutive season due to long-standing back issues...Will carry over a Major Medical Extension for 2012. Coupled with \$158,399 earned in 2009, he has 13 starts to earn \$504,284 to extend Major Medical Extension for the rest of 2012.

PERSONAL:

Father of triplets (Ryan, Rachel and Abigail born December 6, 2001)...With his father, Chuck, and Jeff Sluman purchased Lake Shore GC on Lake Ontario

in Rochester, NY...Season-ticket holder and huge fan of the NHL's Buffalo Sabres. Is a close friend of Sabres head coach Lindy Ruff.

MISC STATISTICS:

CAREER PGA TOUR LOW ROUND/ROUND
63—3 times, most recent 2001 Canon Greater Hartford Open/2

LARGEST PGA TOUR PAYCHECK
\$756,000—2008 BMW Championship/2

HIGHEST OWGR RANK
 After 2000 Greater Greensboro Chrysler Classic/21

PGA TOUR CAREER SUMMARY

Year	Events Played	Cuts Made	1st	2nd	3rd	Top 10	Top 25	FedExCup Pts	FedExCup Rank	Earnings	Money Rank
2009	13	7				6	9	187	187	158,399	196
2008	22	15		1	1			12	12	2,218,817	29
2007	12	7				1	3	154	154	299,249	176
2006	29	15				3	7			762,736	112
2005	29	18				3	9			1,051,339	71
2004	23	8		1		2	2			854,638	92
2003	22	13				1	1			381,735	144
2002	26	18		1		3	7			1,161,080	54
2001	25	16			1	5	11			1,035,710	53
2000	24	16	1		1	3	6			1,048,166	43
1999	27	23			3	8	12			1,267,994	29
1998	25	19			1	3	8			553,729	53
1997	28	14		1		3	6			410,188	60
1996	13	10	1			3	7			422,198	47
1995	30	18					4			116,334	148
1994	31	12				2	3			126,313	135
1993	30	16			2	4	8			316,750	52
1992	29	19			1	3	10			254,903	61
1991	31	17				2	7			126,217	120
Total	469	281	2	4	10	55	120			12,566,495	86

NATIONWIDE TOUR CAREER SUMMARY

Year	Events Played	Cuts Made	1st	2nd	3rd	Top 10	Top 25	Earnings	Money Rank
1991	1	1							
Total	1	1							

TOP TOURNAMENT SUMMARY

Tournament	'91	'92	'93	'94	'95	'97	'98	'99	'00	'01	'02	'03
The Masters				CUT		CUT			T28	T43		
US Open		T23					W/D	T17	CUT	T62	T12	CUT
British Open						CUT	81	T37	W/D	T37	CUT	CUT
PGA Championship		CUT	T6	T55		CUT	T44	CUT	W/D	T16	CUT	
THE PLAYERS		CUT	W/D	CUT		CUT	T25	T38	W/D	CUT	T49	T62
TOUR Championship												
WGC-Accenture								T33	T33	T9		
WGC-Cadillac								3	T48	CNL		
WGC-Bridgestone												
WGC-HSBC Champions												
The Barclays	CUT	T45	T38	T58	CUT	T54		T54			T33	29
Deutsche Bank Championship												
BMW Championship	CUT	CUT	T13	CUT	71	T62	T3	T34	CUT	T7		T8

Tournament	'04	'05	'06	'08	'09
The Masters					T44
US Open	T53				
British Open					
PGA Championship	W/D	T10	W/D		
THE PLAYERS		T63	T45	CUT	W/D
TOUR Championship				T10	
WGC-Accenture					
WGC-Cadillac					T61
WGC-Bridgestone					
WGC-HSBC Champions					
The Barclays	T32	T12	W/D	T12	
Deutsche Bank Championship	CUT	W/D	CUT	CUT	
BMW Championship	CUT	CUT	T50	2	

Gregory Havret (HAVE-ray)



EXEMPT STATUS: None/International Player

HEIGHT: 6-2

WEIGHT: 180

BIRTHDATE: November 25, 1976

BIRTHPLACE: La Rochelle, France

RESIDENCE: Aix-en-Provence, France

FAMILY: Jeanne (2006)

SPECIAL INTERESTS: All sports, music, cinema, socializing

TURNED PRO: 1999

PGA TOUR BEST FINISHES:

2–2010 U.S. Open Championship

BEST 2011 PGA TOUR FINSHES:

T30–U.S. Open.

INTERNATIONAL VICTORIES:

(4): 1998 Omnium National [Fr]. 2001 Atlanet Italian Open [Eur]. 2007 Barclays Scottish Open [Eur]. 2008 Johnnie Walker Championship at Gleneagles [Eur].

NATIONAL TEAMS:

World Cup (2), 2007, 2008; Seve Trophy (1), 2007.

2011 PGA TOUR HIGHLIGHTS:

After opening with an even-par 72, shot rounds of 67-68-68 to move up the leaderboard at the Avantha Masters in India, eventually finishing T3, two strokes behind winner S.S.P. Chowrasia...Made the cut at the Saab Wales Open but withdrew after the second round when he learned of his father's death...Played in the third-to-last group with Rory Mcllroy on Sunday at the UBS Hong Kong Open, shooting a final-round 65 to move up the leaderboard and finish solo second to Mcllroy.

PERSONAL:

Took up golf at age 10 after being encouraged by his father. Off the golf course, one of his more interesting activities was to play a game of soccer in a

bull ring, accompanied by the bull, during a friend's bachelor party.

PLAYER STATISTICS:

Scoring Average	70.77	(N/A)
Driving Distance	288.6	(N/A)
Driving Accuracy Percentage	72.86%	(N/A)
Greens in Regulation Percentage	61.11%	(N/A)

MISC STATISTICS:

CAREER PGA TOUR LOW ROUND/ROUND
68–2 times, most recent 2008 World Golf Championships-CA Championship/1

LARGEST PGA TOUR PAYCHECK
\$810,000–2010 U.S. Open Championship/2

HIGHEST OWGR RANK
After 2008 Ryder Cup/83

PGA TOUR CAREER SUMMARY

Year	Events Played	Cuts Made	1st	2nd	3rd	Top 10	Top 25	FedExCup Pts	FedExCup Rank	Earnings	Money Rank
2011	3	2								71,007	
2010	2	1		1		1	1			810,000	
2009	1	1									
2008	2	2					2			75,485	
2007	3	1									
Total	11	7		1		1	3			956,492	

EUROPEAN TOUR 2011 SUMMARY

Year	Events Played	Cuts Made	1st	Earnings	Money Rank
2011	22	12		638,563	

ASIAN TOUR 2011 SUMMARY

Year	Events Played	Cuts Made	1st	Earnings	Money Rank
2011	4	3		462,836	

TOP TOURNAMENT SUMMARY

Tournament	'07	'08	'09	'10	'11
The Masters					CUT
US Open				2	T30
British Open	CUT	T19		CUT	T57
PGA Championship	CUT				
THE PLAYERS TOUR Championship					
WGC-Accenture					
WGC-Cadillac		T15			
WGC-Bridgestone	T69		T74		
WGC-HSBC Champions					
The Barclays					
Deutsche Bank Championship					
BMW Championship					

J.P. Hayes



EXEMPT STATUS: Past Champion

HEIGHT: 6-0

WEIGHT: 185

BIRTHDATE: August 2, 1965

BIRTHPLACE: Appleton, WI

RESIDENCE: El Paso, TX

FAMILY: Wife, Laura; John Henry (9/27/01), Maggy Jean (12/8/03)

SPECIAL INTERESTS: Fly fishing

EDUCATION: University of Texas-El Paso (1988, Marketing)

TURNED PRO: 1989

Q-SCHOOL: 1991, 1994, 1996, 1997, 2004, 2009

Nationwide Tour Alumnus

JOINED TOUR: 1993

PGA TOUR VICTORIES (2):

1998 Buick Classic. 2002 John Deere Classic

BEST 2011 PGA TOUR FINSHES:

T18--The Greenbrier Classic.

2011 PGA TOUR HIGHLIGHTS:

Finished outside the top 125 on the official money list for the third time in four years. Also failed to record a top-10 finish for the first time since the 2004 season. Of his eight made cuts in 19 starts, a T18 at

the Greenbrier Classic represented his best outing of the season.

PERSONAL:

Upon winning first TOUR title in 1998, said, "More than the money, to me that exemption means the most. For the first time in a lot of years I won't have to fill out that application for qualifying school."

PLAYER STATISTICS:

Scoring Average	72.05	(179)
Driving Distance	282.7	(157)
Driving Accuracy Percentage	64.36%	(56)
Greens in Regulation Percentage	61.52%	(178)
Strokes Gained - Putting	.100	(87)

MISC STATISTICS:

CAREER PGA TOUR LOW ROUND/ROUND

61--2002 John Deere Classic/2

LARGEST PGA TOUR PAYCHECK

\$540,000--2002 John Deere Classic/1

HIGHEST OWGR RANK

After 1999 Memorial Tournament/86

PGA TOUR CAREER SUMMARY

Year	Events Played	Cuts Made	1st	2nd	3rd	Top 10	Top 25	FedExCup Pts	FedExCup Rank	Earnings	Money Rank
2011	19	8					2	182	182	186,769	193
2010	25	14				3	5	83	83	862,523	113
2009	15	6				1	3	179	179	300,102	172
2008	26	7				1	3	165	165	312,152	176
2007	28	16				3	7	100	100	890,815	114
2006	19	8		1		2	4			701,433	122
2005	22	10		1		2	4			531,704	138
2004	27	11					2			260,816	174
2003	25	14				1	7			585,331	112
2002	24	14	1			3	5			955,271	66
2001	23	14			2	3	4			622,964	82
2000	26	18		1	1	5	9			838,054	57
1999	28	18				2	5			436,302	89
1998	22	12	1		1	2	4			555,272	51
1997	29	18				1	6			160,722	135
1996	4										
1995	27	13					5			111,696	153
1993	1	1				1	1			6,650	253
1992	27	10				1	4			72,830	155
Total	417	212	2	3	4	31	80			8,391,404	148

NATIONWIDE TOUR CAREER SUMMARY

Year	Events Played	Cuts Made	1st	2nd	3rd	Top 10	Top 25	Earnings	Money Rank
2006	1	1						3,550	232
1998	1								
1997	1	1						1,380	215
1996	25	16	1	1		7	10	94,087	14
1995	1								
1994	24	13			1	3	8	42,066	40
1993	22	9			1	2	7	36,539	50
1992	2								
Total	77	40	1	1	2	12	25	177,622	446

TOP TOURNAMENT SUMMARY

Tournament	'92	'95	'97	'98	'99	'00	'01	'02	'03	'04	'05	'06
The Masters					CUT							
US Open						CUT			T64	CUT	T71	
British Open				CUT			T42					
PGA Championship				CUT	T54	T19		T64				
THE PLAYERS					CUT	T42	T21	CUT	CUT	T22		
TOUR Championship												
WGC-Accenture												
WGC-Cadillac												
WGC-Bridgestone												
WGC-HSBC Champions												
The Barclays	CUT	T18	T69	P1	T28	T19	T3	CUT	T36	CUT	T19	T58
Deutsche Bank Championship									CUT			CUT
BMW Championship	CUT		CUT	T31	CUT	T23	CUT	CUT	CUT	78	CUT	

Tournament	'07	'08	'09	'10	'11
The Masters					
US Open			CUT		
British Open					
PGA Championship					
THE PLAYERS	T6	CUT		CUT	CUT
TOUR Championship					
WGC-Accenture					
WGC-Cadillac					
WGC-Bridgestone					
WGC-HSBC Champions					
The Barclays	T54			T27	
Deutsche Bank Championship	W/D			CUT	
BMW Championship					

David Hearn (HURN)



EXEMPT STATUS: 104th on 2011 money list
HEIGHT: 6-1
WEIGHT: 170
BIRTHDATE: June 17, 1979
BIRTHPLACE: Brampton, Ontario, Canada
RESIDENCE: Brantford, Ontario, Canada
FAMILY: Wife, Heather

SPECIAL INTERESTS: Mountain biking, hockey
EDUCATION: University of Wyoming (2008, Psychology)
TURNED PRO: 2001
Q-SCHOOL: 2004
 Nationwide Tour Graduate (2010)
JOINED TOUR: 2005

PGA TOUR BEST FINISHES:

T5–2011 Justin Timberlake Shriners Hospitals for Children Open

BEST 2011 PGA TOUR FINSHES:

T5–Justin Timberlake Shriners Hospitals for Children Open.

INTERNATIONAL VICTORIES:

(1): 2004 Times Colonist Open [Can].

2011 PGA TOUR HIGHLIGHTS:

Matched his career number of TOUR top-10 finishes in a single season, with three. In his only Nationwide Tour start, finished T6 at the Albertsons Boise Open...With a T6 at the Shell Houston

Open, claimed his then-best TOUR performance in his 39th career start. His finish came on the strength of a third-round, 6-under 66...Did his performance in Texas one better with a career-best T5 at the Justin Timberlake Shriners Hospitals for Children Open with four rounds in the 60s. It represented the second top-10 of his career...A week later at the Frys.com Open, added a second, consecutive top-10 finish to his campaign, marking the first time in his TOUR career that he has collected back-to-back top-10 finishes. Played his last five holes in the final round in six-under (B-E-P-E-B) for a 6-under 65, good for T7 honors.

PERSONAL:

Grew up five blocks from Wayne Gretzky's home in Brantford, Ontario, Canada...Has three career holes-in-one in competitive rounds, with all coming on the Nationwide Tour (2007 Movistar Panama Championship, 2007 Albertsons Boise Open and

2010 Panama Claro Championship)...Earned his degree at the University of Wyoming in the spring of 2008 after completing the last of the three courses he was lacking toward his degree plan.

PLAYER STATISTICS:

Scoring Average	70.71	(72)
Driving Distance	290.9	(96)
Driving Accuracy Percentage	63.36%	(72)
Greens in Regulation Percentage	68.82%	(21)
Strokes Gained - Putting	.166	(71)

MISC STATISTICS:

CAREER PGA TOUR LOW ROUND/ROUND
64–2 times, most recent 2005 B.C. Open/3

LARGEST PGA TOUR PAYCHECK
\$205,025–2011 Shell Houston Open/T6

HIGHEST OWGR RANK
 After 2011 Frys.com Open/233

PGA TOUR CAREER SUMMARY

Year	Events Played	Cuts Made	1st	2nd	3rd	Top 10	Top 25	FedExCup Pts	FedExCup Rank	Earnings	Money Rank
2011	26	19				3	6	121	121	869,072	104
2010	1										
2008	2	1								11,100	
2007	1	1								10,850	
2006	1	1					1			50,438	
2005	24	10					2			197,453	196
2004	1										
2003	1										
2002	2										
Total	59	32				3	9			1,138,912	407

NATIONWIDE TOUR CAREER SUMMARY

Year	Events Played	Cuts Made	1st	2nd	3rd	Top 10	Top 25	Earnings	Money Rank
2011	1	1				1	1	22,693	136
2010	25	16		1		5	9	230,440	21
2009	17	9				2	2	31,745	133
2008	25	10			1	3	4	106,860	64
2007	27	17			1	5	9	146,947	41
2006	26	15				3	8	111,163	57
2005	3	2			1	1	2	26,805	132
2004	12	8	1			5	7	161,706	35
2003	3								
Total	139	78	1	1	3	23	42	838,359	50

TOP TOURNAMENT SUMMARY

<u>Tournament</u>	<u>'05</u>	<u>'08</u>	<u>'11</u>
The Masters			
US Open	CUT	CUT	
British Open			
PGA Championship			
THE PLAYERS			
TOUR Championship			
WGC-Accenture			
WGC-Cadillac			
WGC-Bridgestone			
WGC-HSBC Champions			
The Barclays	CUT		T67
Deutsche Bank Championship	CUT		
BMW Championship	T28		

J.J. Henry



EXEMPT STATUS: 103rd on 2011 money list
HEIGHT: 6-3
WEIGHT: 190
BIRTHDATE: April 2, 1975
BIRTHPLACE: Fairfield, CT
RESIDENCE: Fort Worth, TX

FAMILY: Wife, Lee; Connor (7/27/2004), Carson (8/18/08)
SPECIAL INTERESTS: All sports, family
EDUCATION: Texas Christian University (1998, Marketing)
TURNED PRO: 1998
 Nationwide Tour Graduate (2000)
JOINED TOUR: 2000

PGA TOUR VICTORIES (1):

2006 Buick Championship

BEST 2011 PGA TOUR FINSHES:

T9–Northern Trust Open.

NATIONAL TEAMS:

Ryder Cup (1), 2006; World Cup (1), 2006.

2011 PGA TOUR HIGHLIGHTS:

At No. 76, finished inside the top 100 in the FedExCup standings for the fifth consecutive season. At No. 103, he again finished inside the top 125 on the official money list and has done so every year since joining the TOUR in 2001...Posted rounds of 69-66

on the weekend to finish T9 at the Northern Trust Open, his only top 10 of the season.

PERSONAL:

A talented junior athlete in many sports...Exposed to high-level golf at a young age from his father, who played in numerous British and U.S. Amateurs...Was an all-conference basketball player in high school...Undefeated in four years of high school competition (76-0-2)...Brother Kevin played collegiate golf for the University of Tulsa...Awarded the 1998 CSWA Bill Lee Award given to the state's Male Athlete of the Year by the Connecticut Sportswriters Association...Among biggest thrills in golf was his hole-in-one on the 17th hole in the last round of the 1998 WAC Championship to win both the team and individual title...In 2006, founded the Henry House Foundation, which funds tangible projects to promote health care and well being for children in Fort Worth, Texas and southern New England. A golf

tournament and gala are held annually to support the foundation and a hospitality box is reserved for Fort Worth children along the 10th fairway at the Crowne Plaza Invitational at Colonial.

PLAYER STATISTICS:

Scoring Average	70.67	(68)
Driving Distance	291.1	(92)
Driving Accuracy Percentage	66.43%	(36)
Greens in Regulation Percentage	68.96%	(18)
Strokes Gained - Putting	.122	(83)

MISC STATISTICS:

CAREER PGA TOUR LOW ROUND/ROUND
 61–2006 FBR Open/2

LARGEST PGA TOUR PAYCHECK
\$792,000–2006 Buick Championship/1

HIGHEST OWGR RANK
 After 2007 Mercedes-Benz Championship/58

PGA TOUR CAREER SUMMARY

Year	Events Played	Cuts Made	1st	2nd	3rd	Top 10	Top 25	FedExCup Pts	FedExCup Rank	Earnings	Money Rank
2011	28	20				1	8	76	76	873,377	103
2010	27	19		1		2	5	86	86	1,035,688	84
2009	28	22		1		3	7	83	83	1,161,641	80
2008	34	19				2	4	92	92	931,162	111
2007	26	18				2	7	88	88	1,088,660	89
2006	28	20	1	1		5	9			2,301,480	29
2005	32	20				4	6			942,347	87
2004	30	21			1	3	7			848,823	93
2003	31	18				1	7			660,341	96
2002	34	21			1	2	5			569,875	116
2001	28	15		2		5	6			1,073,847	49
1999	2										
1998A	1	1									
1998	2	2								6,871	299
Total	331	216	1	5	2	30	71			11,494,113	98

NATIONWIDE TOUR CAREER SUMMARY

Year	Events Played	Cuts Made	1st	2nd	3rd	Top 10	Top 25	Earnings	Money Rank
2001	1	1				1	1	20,400	137
2000	29	21	1		1	5	12	192,287	13
1999	28	19		1		3	8	67,300	36
Total	58	41	1	1	1	9	21	279,987	298

EUROPEAN TOUR 2011 SUMMARY

Year	Events Played	Cuts Made	1st	Earnings	Money Rank
2011	1				

TOP TOURNAMENT SUMMARY

Tournament	'99	'01	'02	'03	'04	'05	'06	'07	'08	'09	'10	'11
The Masters								T37				
US Open					64	T57	CUT	T26		CUT	CUT	T54
British Open							CUT	T27				
PGA Championship			63				T41	CUT	CUT	T63		CUT
THE PLAYERS			CUT	CUT	CUT	CUT	T45	CUT	T42	CUT	T58	CUT
TOUR Championship							T12					
WGC-Accenture								T33				
WGC-Cadillac							37	T55				
WGC-Bridgestone							T10	T41	T73			
WGC-HSBC Champions												
The Barclays	CUT	CUT	T46	T69	T16	CUT	CUT	CUT	T55	T67	72	T58
Deutsche Bank Championship				CUT	T37	CUT	6	CUT	T27	T61	CUT	T52
BMW Championship		T52	T27	T37	23	T56						

Mark Hensby



EXEMPT STATUS: Past Champion
HEIGHT: 5-8
WEIGHT: 150
BIRTHDATE: June 29, 1972
BIRTHPLACE: Melbourne, Australia
RESIDENCE: Mesa, AZ

FAMILY: Kimberly; Chase (2/7/00), Caden (9/29/10)
SPECIAL INTERESTS: Cars, movies
TURNED PRO: 1995
 Nationwide Tour Graduate (2000, 2003)
JOINED TOUR: 2000

PGA TOUR VICTORIES (1):

2004 John Deere Classic

BEST 2011 PGA TOUR FINSHES:

T35–Mayakoba Golf Classic at Riviera Maya-Cancun.

INTERNATIONAL VICTORIES:

(1): 2005 Scandinavian Masters by Carlsberg [Eur].

NATIONAL TEAMS:

The Presidents Cup (1), 2005.

2011 PGA TOUR HIGHLIGHTS:

Made six PGA TOUR starts, with his best finish for the second straight year a T35 at the Mayakoba Golf Classic after holding a share of the first-round lead. Opened with a 5-under 66 in Mexico...Claimed a pair of top-25 Nationwide Tour finishes in 10 starts.

PERSONAL:

In October 2009, was one of 30 cyclists to ride 430 miles from Arizona into California in the Ride for Semper Fi in partnership with the Injured Marine Semper Fi Fund. Proceeds went to the organization.

PLAYER STATISTICS:

Scoring Average	71.56	(N/A)
Driving Distance	303.8	(N/A)
Driving Accuracy Percentage	66.67%	(N/A)
Greens in Regulation Percentage	60.49%	(N/A)
Strokes Gained - Putting	-.770	(N/A)

MISC STATISTICS:

CAREER PGA TOUR LOW ROUND/ROUND
 61–2007 Fry's Electronics Open/2

LARGEST PGA TOUR PAYCHECK
\$684,000–2004 John Deere Classic/1

HIGHEST OWGR RANK
 After 2005 Chrysler Classic of Greensboro/27

PGA TOUR CAREER SUMMARY

Year	Events Played	Cuts Made	1st	2nd	3rd	Top 10	Top 25	FedExCup Pts	FedExCup Rank	Earnings	Money Rank
2011	6	3						231	231	32,241	233
2010	12	8					2	183	183	228,384	185
2009	5	2						223	223	32,250	235
2008	26	9				1	3	167	167	480,483	156
2007	25	16		1		1	4	150	150	969,731	102
2006	16	8								251,883	183
2005	21	16			1	3	9			1,312,637	59
2004	29	19	1	1	2	8	12			2,718,766	15
2003	1	1								8,880	
2001	29	7				1	2			155,629	186
1997	1										
1996	1	1								3,799	332
1995	1										
Total	173	90	1	2	3	14	34			6,194,683	187

NATIONWIDE TOUR CAREER SUMMARY

Year	Events Played	Cuts Made	1st	2nd	3rd	Top 10	Top 25	Earnings	Money Rank
2011	10	5					2	17,144	151
2010	13	8				2	4	66,845	85
2009	5	2						4,818	226
2007	1	1			1	1	1	29,000	139
2003	23	17	1	2		7	12	276,519	7
2002	19	12		1		4	8	123,825	33
2000	25	18	1	3		7	14	291,757	2
1999	25	9			1	3	7	49,054	52
1998	25	12	1			4	6	75,359	33
1997	17	11					4	16,401	100
Total	163	95	3	6	2	28	58	950,722	29

TOP TOURNAMENT SUMMARY

Tournament	'97	'01	'04	'05	'06	'07	'08
The Masters				T5	T22		
US Open				T3	CUT		
British Open				T15	T22	CUT	
PGA Championship			T68	T59			
THE PLAYERS				T73	74		CUT
TOUR Championship			T4				
WGC-Accenture				T17	T33		
WGC-Cadillac			T11	T56			
WGC-Bridgestone			T65	T58	T54	T67	
WGC-HSBC Champions							
The Barclays		CUT			CUT		
Deutsche Bank Championship			T37				
BMW Championship	CUT	CUT	T3	T16	CUT		

Tim Herron (HAIR-en)



EXEMPT STATUS: 102nd on 2011 money list
HEIGHT: 5-10
WEIGHT: 210
BIRTHDATE: February 6, 1970
BIRTHPLACE: Minneapolis, MN
RESIDENCE: Wayzata, MN
FAMILY: Wife, Ann; Carson, Mick, Patrick

SPECIAL INTERESTS: Fishing, pool, snow skiing
EDUCATION: University of New Mexico
TURNED PRO: 1993
Q-SCHOOL: 1995
 Nationwide Tour Alumnus
JOINED TOUR: 1996

PGA TOUR VICTORIES (4):

1996 Honda Classic. 1997 LaCantera Texas Open. 1999 Bay Hill Invitational. 2006 Bank of America Colonial

BEST 2011 PGA TOUR FINSHES:

T3—FedEx St. Jude Classic.

NATIONAL TEAMS:

Walker Cup (1), 1993.

2011 PGA TOUR HIGHLIGHTS:

After finishing outside of the top 125 for two consecutive seasons and for the first time in his career, the PGA TOUR veteran secured his card for 2012 with a 102nd-place finish on the official money list...Recorded his first top-10 finish since the 2008 Justin Timberlake Shriners Hospitals for Children

Open with a T4 at The Heritage—a span of 62 events without a top-10. Prior to that he had at least one top 10 every season from 1996-2008. Had missed eight of 10 cuts on TOUR coming into the week, including five consecutive. It was his first top 10 at The Heritage in 12 career starts (previous-best were T27s in 1999 and 2002)...Collected his best finish of the year with a T3 at the FedEx St. Jude Classic, his third-career top five in Memphis (T2 in 1999 and T3 in 2004)...Moved back into the top 100 on the official money list with a T5 at the Justin Timberlake Shriners Hospitals for Children Open with four rounds in the 60s. Finished six strokes behind champion Kevin Na.

PERSONAL:

Nicknamed "Lumpy" first day on job at golf course in Wayzata, MN. Nickname stood at golf course, but not at school ("There already was a 'Lumpy' at school"). Says ice fishing was way to pass time during Minnesota winters. Grandfather, Carson Lee Herron, played in 1934 U.S. Open and won state

titles in Minnesota and Iowa. Father, also named Carson, played in 1963 U.S. Open. Herron, Tom Lehman and Lee Janzen are Minnesotans who have won more than once on TOUR. Sister Alissa won 1999 U.S. Mid-Amateur and is a three-time Minnesota Amateur champion.

PLAYER STATISTICS:

Scoring Average	70.63	(66)
Driving Distance	291.8	(81)
Driving Accuracy Percentage	57.29%	(146)
Greens in Regulation Percentage	65.64%	(92)
Strokes Gained - Putting	.129	(80)

MISC STATISTICS:

CAREER PGA TOUR LOW ROUND/ROUND
 61—2003 Bob Hope Chrysler Classic/3

LARGEST PGA TOUR PAYCHECK
\$1,080,000—2006 Bank of America Colonial/1

HIGHEST OWGR RANK
 After 2000 AT&T Pebble Beach National Pro-Am/29

PGA TOUR CAREER SUMMARY

Year	Events Played	Cuts Made	1st	2nd	3rd	Top 10	Top 25	FedExCup Pts	FedExCup Rank	Earnings	Money Rank
2011	28	14			1	3	5	110	110	909,135	102
2010	24	16					4	162	162	391,502	170
2009	27	16					7	114	114	619,843	131
2008	28	20				3	9	53	53	1,164,999	94
2007	27	22		1		1	5	86	86	951,200	106
2006	27	15	1			2	4			1,776,142	37
2005	28	23			1	7	13			2,103,550	28
2004	26	17		1	1	4	10			1,727,577	32
2003	29	21		2	2	6	9			2,176,390	25
2002	30	21		1		3	7			954,917	67
2001	29	20			1	3	10			945,441	57
2000	28	21				4	10			731,925	65
1999	29	21	1	2		7	11			1,511,202	22
1998	29	21				4	10			525,373	54
1997	31	21	1			6	11			640,997	33
1996	31	22	1			3	7			475,670	39
1995	1										
Total	452	311	4	7	6	56	132			17,605,861	44

NATIONWIDE TOUR CAREER SUMMARY

Year	Events Played	Cuts Made	1st	2nd	3rd	Top 10	Top 25	Earnings	Money Rank
1995	27	21			1	6	16	69,534	25
1994	4	4					3	6,894	121
Total	31	25			1	6	19	76,429	629

TOP TOURNAMENT SUMMARY

Tournament	'95	'96	'97	'98	'99	'00	'01	'02	'03	'04	'05	'06
The Masters		CUT		CUT	T44	CUT				CUT	T11	T36
US Open	CUT	CUT		T53	6	CUT	T40	T50		T13	T33	63
British Open		CUT			T30	CUT				CUT	T41	CUT
PGA Championship		T31	T13	75	CUT	CUT	CUT	CUT	T14	CUT	CUT	T14
THE PLAYERS		T19	CUT	CUT	CUT	CUT	T21	T28	T54	CUT	T6	CUT
TOUR Championship					T9				31		T14	
WGC-Accenture						T17	T17			T33	T33	T33
WGC-Cadillac					T16				T2	T54		T48
WGC-Bridgestone												T68
WGC-HSBC Champions												
The Barclays		T9	T54									
Deutsche Bank Championship									T5	CUT	T15	CUT
BMW Championship		T43	CUT	T31	CUT		T52		CUT		T10	T78

Tournament	'07	'08	'09	'11
The Masters	T37			
US Open				
British Open				
PGA Championship	T66			
THE PLAYERS	T52	CUT	CUT	
TOUR Championship				
WGC-Accenture				
WGC-Cadillac				
WGC-Bridgestone				
WGC-HSBC Champions				
The Barclays	T48	T24	CUT	CUT
Deutsche Bank Championship	T60	T5		
BMW Championship		T38		

Tetsuji Hiratsuka (tet-SUE-jee hear-rut-SUE-kuh)



EXEMPT STATUS: None/International Player

HEIGHT: 5-6

WEIGHT: 176

BIRTHDATE: November 6, 1971

BIRTHPLACE: Kyoto, Japan

RESIDENCE: Tokyo, Japan

EDUCATION: Nihon Taiiku University

TURNED PRO: 1998

PGA TOUR BEST FINISHES:

T36–2004 British Open Championship

INTERNATIONAL VICTORIES:

(8): 2003 Golf Nippon Series JT Cup [Jpn]. 2004 Mitsubishi Diamond Cup [Jpn]. 2006 Woodone Open Hiroshima [Jpn]. 2007 Mitsubishi Diamond Cup [Jpn]. 2010 Air Bagan Myanmar Open [Asia]. Queen's Cup [Asia]. Black Mountain Masters [Asia]. 2011 Asia-Pacific Panasonic Open [Jpn].

NATIONAL TEAMS:

World Cup (3), 2006, 2007, 2011.

2011 PGA TOUR HIGHLIGHTS:

Finished the season second on the Asian Tour order of merit and was ninth on the Japan Golf Tour order of merit...Was tied for sixth, four strokes behind leader Daisuke Maruyama entering the final round of the Asia-Pacific Panasonic Open on the Japan Golf Tour. He shot a final-round 67 at Biwako CC to defeat Do-Hoon Kim and S.K. Ho by a stroke. It was his first Japan Golf Tour win since 2007...Top PGA TOUR finish was a T59 at the World Golf Championships-HSBC Champions...Also represented Japan at the OMEGA Mission Hills World Cup for a third time, teaming with Yuta Ikeda to T20 in China.

PLAYER STATISTICS:

Scoring Average	70.53	(N/A)
Driving Distance	281.6	(N/A)
Driving Accuracy Percentage	57.14%	(N/A)
Greens in Regulation Percentage	55.56%	(N/A)

MISC STATISTICS:

CAREER PGA TOUR LOW ROUND/ROUND

69–2 times, most recent 2006 World Golf Championships-American Express Championship/2

LARGEST PGA TOUR PAYCHECK

\$44,000–2006 World Golf Championships-American Express Championship/T50

HIGHEST OWGR RANK

After 2010 Through Week Ending: 12/27/2010/65

PGA TOUR CAREER SUMMARY

Year	Events Played	Cuts Made	1st	2nd	3rd	Top 10	Top 25	FedExCup Pts	FedExCup Rank	Earnings	Money Rank
2011	2										
2010	1										
2006	1	1									
2005	2										
2004	4	1								35,111	
Total	10	2								35,111	

EUROPEAN TOUR 2011 SUMMARY

Year	Events Played	Cuts Made	1st	Earnings	Money Rank
2011	7	6		166,463	

JAPAN TOUR 2011 SUMMARY

Year	Events Played	Cuts Made	1st	Earnings	Money Rank
2011	17	16	1	865,033	

ASIAN TOUR 2011 SUMMARY

Year	Events Played	Cuts Made	1st	Earnings	Money Rank
2011	4	3		30,955	

TOP TOURNAMENT SUMMARY

Tournament	'04	'06	'10	'11
The Masters				
US Open				
British Open	T36			CUT
PGA Championship	CUT		CUT	CUT
THE PLAYERS TOUR Championship				
WGC-Accenture				
WGC-Cadillac		T50		
WGC-Bridgestone				
WGC-HSBC Champions			T60	T59
The Barclays				
Deutsche Bank Championship				
BMW Championship				

Scott Hoch (HOAK)



EXEMPT STATUS: Top 50 on PGA TOUR career money list

HEIGHT: 5-11

WEIGHT: 175

BIRTHDATE: November 24, 1955

BIRTHPLACE: Raleigh, NC

RESIDENCE: Orlando, FL

FAMILY: Wife, Sally; Cameron (5/1/84), Katie (5/16/86)

SPECIAL INTERESTS: All sports

EDUCATION: Wake Forest University (1978, Communications)

TURNUED PRO: 1979

Q-SCHOOL: Fall 1979

JOINED TOUR: 1980

PGA TOUR VICTORIES (11):

1980 Quad Cities Open. 1982 USF&G Classic. 1984 Miller High Life QCO. 1989 Las Vegas Invitational. 1994 Bob Hope Chrysler Classic. 1995 Greater Milwaukee Open. 1996 Michelob Championship at Kingsmill. 1997 Greater Milwaukee Open. 2001 Greater Greensboro Chrysler Classic. 2001 Advil Western Open. 2003 Ford Championship at Doral

INTERNATIONAL VICTORIES:

(6): 1982 Pacific Masters [Jpn], Casio World Open [Jpn]. 1986 Casio World Open [Jpn]. 1990 Korean Open [Asia]. 1991 Korean Open [Asia]. 1995 Heineken Dutch Open [Eur].

NATIONAL TEAMS:

The Presidents Cup (3), 1994, 1996, 1998; Ryder Cup (2), 1997, 2002; World Amateur Team Championship, 1978; Walker Cup, 1979.

2011 PGA TOUR HIGHLIGHTS:

Did not play on the PGA TOUR and finished third in his only start on the Champions Tour at The ACE Group Classic...Using one-time top 50 all-time official money exemption for the 2012 TOUR season.

PERSONAL:

Donated \$100,000 of 1989 Las Vegas Invitational winnings to Arnold Palmer Children's Hospital in Orlando. Has a floor named after him at the Arnold Palmer Hospital, thanks to his family's donations. Although son Cameron was successfully treated elsewhere for rare bone infection in right leg, he and wife Sally are strong supporters of Orlando facility...Family has also made large donations to area hospitals and churches...Brother Buddy was a professional bowler, while their father won All-American honors in baseball at Wake Forest...Lists Harbour Town GL, Muirfield Village and the CC of North Carolina as his favorite courses...Favorite entertainer is Frank Sinatra, favorite movies include "It's a Wonderful Life" and "Blazing Saddles"...Favorite athlete is Michael Jordan...Has experienced his share of medical issues in recent years. Underwent left-hand

surgery during the week of the 2005 FUNAI Classic at Walt Disney World. Doctors removed two pieces of bone and cartilage in his hand and repaired a torn tendon that had snapped in April of that same year...Had played just four PGA TOUR events in 2003 with a nagging wrist injury and then sprained left wrist during the 2004 PGA Championship when, during the second round, he put his hands out to break a fall, after walking off the tee box and the ground gave way...Says one historical event he would have liked to have witnessed first hand was being the first to step on the moon...Once played a round of golf with three Presidents at one time - George H. Bush, Bill Clinton and Gerald Ford at the 1995 Bob Hope Chrysler Classic...Had an opportunity to play with his idol when he was paired with Arnold Palmer in the first round at his first Masters (1979).

MISC STATISTICS:

CAREER PGA TOUR LOW ROUND/ROUND
62-1994 Bob Hope Chrysler Classic/2

LARGEST PGA TOUR PAYCHECK
\$900,000-2003 Ford Championship at Doral/1

PGA TOUR CAREER SUMMARY

Year	Events Played	Cuts Made	1st	2nd	3rd	Top 10	Top 25	FedExCup Pts	FedExCup Rank	Earnings	Money Rank
2009	1	1					1	235	235	31,657	236
2008	1	1						251	251	11,385	254
2005	2	1								31,130	237
2004	17	11		1		4	6			1,239,360	60
2003	17	8	1			2	2			1,198,250	59
2002	21	16		1		7	11			1,465,173	38
2001	24	17	2	1		10	14			2,875,319	7
2000	29	24		1		7	17			1,368,888	33
1999	27	24				6	17			1,172,692	33
1998	27	22		2		9	17			1,237,053	17
1997	22	22	1	1	1	11	15			1,393,788	6
1996	27	23	1	2	3	8	14			1,039,564	9
1995	28	23	1	1	1	8	14			792,643	18
1994	28	21	1	1	2	8	15			804,559	11
1993	28	18			1	6	15			403,742	37
1992	16	13					3			84,798	146
1991	31	26		1	1	9	14			520,038	27
1990	26	19			1	7	13			333,978	40
1989	27	21	1	1	1	6	12			670,680	10
1988	31	26				10	18			397,599	26
1987	27	23			4	8	12			391,747	20
1986	28	23		1	3	6	13			222,077	36
1985	30	24		1	1	6	13			186,020	35
1984	26	22	1	1	3	7	13			224,345	27
1983	25	20			1	7	11			144,605	37
1982	28	23	1	1		8	17			193,862	16
1981	31	19				2	7			49,606	87
1980	18	6	1			1	4			45,600	77
1979A	1	1									
Total	644	498	11	17	23	163	308			18,530,156	38

CHAMPIONS TOUR CAREER SUMMARY

Year	Events Played	Cuts Made	1st	2nd	3rd	Top 10	Top 25	Earnings	Money Rank
2011	9	8		1		1	4	248,562	55
2010	1	1			1	1	1	115,200	78
2009	12	11			1	3	9	409,377	39
2008	25	25	2	2	1	9	18	1,497,530	9
2007	22	21	1			6	16	852,487	22
2006	2	2				1	1	69,110	94
Total	71	68	3	3	3	21	49	3,192,266	101

TOP TOURNAMENT SUMMARY

Tournament	'79	'80	'81	'82	'83	'84	'85	'86	'87	'88	'89	'90
The Masters	T34		T37		T27		T53			CUT	P2	T14
US Open			CUT	W/D	T48		T34		T36	T21	T13	T8
British Open												CUT
PGA Championship		CUT	CUT		T61	T48	T12	T41	T3	T25	T7	T49
THE PLAYERS			T37	T13	CUT	T44	CUT	T14	T39	CUT	CUT	W/D
TOUR Championship								T12		28	T7	
WGC-Accenture												
WGC-Cadillac												
WGC-Bridgestone												
WGC-HSBC Champions												
The Barclays		CUT	CUT								T15	CUT
Deutsche Bank Championship												
BMW Championship		T19	CUT			4	T41	CUT	T34	CUT	CUT	84

Tournament	'91	'92	'93	'94	'95	'96	'97	'98	'99	'00	'01	'02
The Masters	T35			CUT	T7	T5	38	T16	T44	CUT	T37	CUT
US Open	6	CUT	T5	T13	T56	T7	T10	CUT	CUT	T16	T16	T5
British Open					T68			CUT			CUT	T8
PGA Championship	T43	CUT	T6	CUT	CUT	T61	T6	T29	T21	T74	T7	CUT
THE PLAYERS	CUT		CUT	CUT	W/D	T19	2	T5	T6	T13	T7	T4
TOUR Championship	T21			T20	T27	T18	T10	T21				29
WGC-Accenture									T17	T5		T33
WGC-Cadillac									T7	T17	CNL	T23
WGC-Bridgestone									T23		T21	T55
WGC-HSBC Champions												
The Barclays	CUT		CUT							4		2
Deutsche Bank Championship												
BMW Championship	T72	T29	T59	T3	T10	CUT	T13	T7	CUT	T9	1	CUT

Tournament	'03	'04
The Masters	CUT	
US Open	CUT	T53
British Open		
PGA Championship	T57	W/D
THE PLAYERS	W/D	T42
TOUR Championship		
WGC-Accenture	T5	T33
WGC-Cadillac	T70	
WGC-Bridgestone	T51	
WGC-HSBC Champions		
The Barclays	W/D	
Deutsche Bank Championship	CUT	
BMW Championship		T11

Charley Hoffman



EXEMPT STATUS: 2010 tournament winner (through 2012)
HEIGHT: 6-0
WEIGHT: 200
BIRTHDATE: December 27, 1976
BIRTHPLACE: San Diego, CA
RESIDENCE: Las Vegas, NV
FAMILY: Wife, Stacy; Claire JoAnn (11/10/10)

SPECIAL INTERESTS: Snow skiing, jet skiing, barbecuing
EDUCATION: University of Nevada-Las Vegas (2000, Communications)
TURNED PRO: 2000
 Nationwide Tour Graduate (2005)
JOINED TOUR: 2006

PGA TOUR VICTORIES (2):

2007 Bob Hope Chrysler Classic. 2010 Deutsche Bank Championship

BEST 2011 PGA TOUR FINSHES:

T2--Valero Texas Open.

2011 PGA TOUR HIGHLIGHTS:

Following a career-best season, made cuts in 27 starts and finished inside the top 50 in the FedExCup standings...First top-10 finish of the season came after a final-round, 4-under 68 at the Valero Texas Open, good for T2 honors. Tied with Kevin Chappell, a shot behind winner Brendan Steele. Has never

missed a cut in San Antonio in six starts...Twelve starts after his only other top-10 of the season, he finished T10 at The Barclays.

PERSONAL:

After win at the 2007 Bob Hope Chrysler Classic, made a radio appearance on "The Jim Rome Show"...On his long hair: "I guess I do it just to sort of be different than everybody else out here. I don't like being the same as everybody else. And I'm just sort of a free spirit, playing some golf. And I guess it's just me, the way I am."...Donned green golf glove and green golf shoes starting on Thursdays starting at the 2007 Shell Houston Open to promote Waste Management's environmental efforts.

PLAYER STATISTICS:

Scoring Average	71.10	(122)
Driving Distance	299.8	(22)
Driving Accuracy Percentage	60.34%	(114)
Greens in Regulation Percentage	66.79%	(57)
Strokes Gained - Putting	-.198	(147)

MISC STATISTICS:

CAREER PGA TOUR LOW ROUND/ROUND
62--2010 Deutsche Bank Championship/4

LARGEST PGA TOUR PAYCHECK
\$1,350,000--2010 Deutsche Bank Championship/1

HIGHEST OWGR RANK
 After 2010 Justin Timberlake Shriners Hospitals for Children Open/46

PGA TOUR CAREER SUMMARY

Year	Events Played	Cuts Made	1st	2nd	3rd	Top 10	Top 25	FedExCup Pts	FedExCup Rank	Earnings	Money Rank
2011	27	20		1		2	6	41	41	1,462,591	58
2010	24	18	1			5	8	4	4	2,559,646	25
2009	27	22		1		4	11	37	37	1,894,925	41
2008	29	19				3	6	68	68	945,702	110
2007	30	18	1			2	7	65	65	1,689,366	50
2006	29	21				5	10			1,115,193	82
2005	1	1								10,656	
2004	1	1								11,296	
2003	1										
2002	1										
2001	2										
2000A	1										
1999A	1										
1998A	1										
1996A	1	1									
1994	1										
Total	177	121	2	2		21	48			9,689,375	120

NATIONWIDE TOUR CAREER SUMMARY

Year	Events Played	Cuts Made	1st	2nd	3rd	Top 10	Top 25	Earnings	Money Rank
2005	26	18		1		8	12	212,322	19
2004	15	13	1		1	2	10	174,083	30
2002	3	1						999	330
2001	23	12			1	1	4	54,052	75
2000	19	4					2	15,075	159
Total	86	48	1	1	2	11	28	456,531	178

ASIAN TOUR 2011 SUMMARY

Year	Events Played	Cuts Made	1st	Earnings	Money Rank
2011	1	1		3,900	

TOP TOURNAMENT SUMMARY

Tournament	'06	'07	'08	'09	'10	'11
The Masters						T27
US Open	T48					T45
British Open		T35		CUT		CUT
PGA Championship		CUT		CUT		CUT
THE PLAYERS		T75	CUT	T37	T22	T26
TOUR Championship					6	
WGC-Accenture						T33
WGC-Cadillac		T61		T13		T24
WGC-Bridgestone		T22				T37
WGC-HSBC Champions						
The Barclays	CUT	T48	T38	T31	T27	T10
Deutsche Bank Championship	CUT	CUT	T33	T27	1	T31
BMW Championship	T21	T25	T60	T61	T30	T53

J.B. Holmes



EXEMPT STATUS: 62nd on 2011 money list
HEIGHT: 5-11
WEIGHT: 190
BIRTHDATE: April 26, 1982
BIRTHPLACE: Campbellsville, KY
RESIDENCE: Campbellsville, KY

FAMILY: Wife, Sara
SPECIAL INTERESTS: Fishing
EDUCATION: University of Kentucky
TURNED PRO: 2005
Q-SCHOOL: 2005
JOINED TOUR: 2006

PGA TOUR VICTORIES (2):

2006 FBR Open. 2008 FBR Open

BEST 2011 PGA TOUR FINSHES:

T5--Waste Management Phoenix Open. T5--World Golf Championships-Accenture Match Play Championship.

NATIONAL TEAMS:

Ryder Cup (1), 2008; Walker Cup (1), 2005.

2011 PGA TOUR HIGHLIGHTS:

Season cut short due to brain surgery, but he still managed to finish inside the top 125 (No. 62) with just 16 starts under his belt...In his second start of the year, the 2006 and 2008 champion returned to TPC Scottsdale and opened with a 6-under 65 en route to T5 honors at the Waste Management Phoenix Open...One of a PGA TOUR record nine players tied for the lead following the first round

of the Northern Trust Open at 4-under. Finished T12...Collected second top 10 of the season with a T5 at the World Golf Championships-Accenture Match Play Championship. The last player in the field at No. 66 in the Official World Golf Ranking after Tim Clark withdrew, he did not arrive on site until 1 a.m. on the morning of his first match. Led Bubba Watson 5-up through 10 holes in the quarter-finals, but lost holes 11, 13, 14, 15 and 18 and then lost the match on the first extra hole. Victories en route to quarterfinals included wins over Camilo Villegas (4 and 2), Ernie Els (1-up) and Jason Day (1-up)...Finished T9 at the Wells Fargo Championship on the strength of a third round 65. Recorded an albatross on the par-5 15th hole with a 5-iron from 213 yards. It was the first double eagle at the Wells Fargo Championship and the first of his TOUR career...Posted his second consecutive top-10 finish and fourth of the year with a T6 at THE PLAYERS. He fired rounds of 68-69-73-69...Began feeling vertigo-like symptoms as early as May and announced on August 22 that he would be undergoing surgery that would sideline him from competition for the rest of the season. Underwent successful brain surgery on September 1 at Johns Hopkins University in Baltimore, MD, to repair Chiari malformations.

PERSONAL:

Grew up playing baseball until he played his first junior golf tournament and won his first four golf tournaments...Was on Taylor County (KY) High School golf team as a third-grader, was No. 1 or No. 2 man by fifth grade and won Kentucky high school title as a sophomore. Known for his compact swing and long drives.

PLAYER STATISTICS:

Scoring Average	70.52	(55)
Driving Distance	318.4	(1)
Driving Accuracy Percentage	52.09%	(182)
Greens in Regulation Percentage	66.46%	(63)
Strokes Gained - Putting	-.096	(118)

MISC STATISTICS:

CAREER PGA TOUR LOW ROUND/ROUND
60--2010 The Greenbrier Classic/3

LARGEST PGA TOUR PAYCHECK
\$1,080,000--2008 FBR Open/1

HIGHEST OWGR RANK
After 2008 THE PLAYERS Championship/42

PGA TOUR CAREER SUMMARY

Year	Events Played	Cuts Made	1st	2nd	3rd	Top 10	Top 25	FedExCup Pts	FedExCup Rank	Earnings	Money Rank
2011	16	13				4	7	86	86	1,398,583	62
2010	26	24		1	1	3	12	34	34	2,386,248	31
2009	25	13		1		2	3	69	69	1,219,534	72
2008	26	19	1			3	9	38	38	2,166,131	32
2007	24	12				3	5	93	93	874,216	118
2006	26	16	1			2	4			1,487,604	59
2005	1										
2003A	1										
Total	145	97	2	2	1	17	40			9,532,315	124

TOP TOURNAMENT SUMMARY

Tournament	'03	'06	'07	'08	'09	'10	'11
The Masters				T25			
US Open	CUT	T48		CUT	T27		
British Open		CUT		CUT	69	T14	CUT
PGA Championship		T37		T29	W/D	T24	W/D
THE PLAYERS		T38	T16	T10	CUT	T13	T6
TOUR Championship							
WGC-Accenture				T33			T5
WGC-Cadillac				T40		T18	
WGC-Bridgestone		T50		T36	T36	T44	
WGC-HSBC Champions							
The Barclays		CUT	T41	T24	T31	CUT	
Deutsche Bank Championship			CUT	CUT	68	T11	
BMW Championship				T33	68	T60	

Billy Horschel (HOR-shul)



EXEMPT STATUS: 140th on 2011 money list
HEIGHT: 6-0
WEIGHT: 175
BIRTHDATE: December 7, 1986
BIRTHPLACE: Grant, FL
RESIDENCE: Jacksonville Beach, FL

FAMILY: Wife, Brittany
SPECIAL INTERESTS: Sports, American history
EDUCATION: University of Florida (2009, Sport Management)
TURNUED PRO: 2009
Q-SCHOOL: 2009
JOINED TOUR: 2011

PGA TOUR BEST FINISHES:

T7–2011 Frys.com Open

BEST 2011 PGA TOUR FINSHES:

T7–Frys.com Open.

NATIONAL TEAMS:

Walker Cup (1), 2007.

2011 PGA TOUR HIGHLIGHTS:

Started the season on a Major Medical Extension, with 19 events to equal No. 125 from the 2010 PGA TOUR money list (\$786,977). Collected six top-25 finishes, of which two were top-10s. Both top-10 finishes came in his last six starts of the season. In his only Nationwide Tour start, finished T6 at the Albertsons Boise Open...Earned first career PGA TOUR top 10 in the 20th start of his rookie campaign—a T10 at the Reno-Tahoe Open...Tied his career-low

round of 65 in the final round of the Frys.com Open in the Fall Series to claim T7 honors...Topped that score in the opening two rounds of the McGladrey Classic, with matching 6-under 64s, leading to a two-stroke lead at the halfway point of the TOUR's third Fall Series event. Entered the final round one stroke behind Michael Thompson but struggled to a 5-over 75 to finish T20. It was his fifth top-25 performance in his last eight TOUR starts.

PERSONAL:

Currently uses Todd Anderson as his golf instructor...Biggest thrill in golf was playing and winning the 2007 Walker Cup...Biggest thrill outside of golf was graduating from the University of Florida in 2009...Favorite golf course played is Royal County Down in Northern Ireland. Never travels without his computer...Favorite professional team is the New England Patriots, Boston Red Sox and Boston Celtics...Superstitions include carrying four tees and a 1936 quarter in his right-front pocket. Favorite TV show is "SportsCenter." Favorite movies are "The Patriot" and "The Hangover." Favorite entertainer is Kings of Leon. Favorite food is steak. Favorite ath-

lete to watch is Tiger Woods. Favorite city to visit is Monterey, CA...Would round out his dream foursome with The Old Red Eye Rugby Group...Read all four Twilight books in two weeks and is a believer in Big-foot and UFOs...Non-golf-related jobs held include working with his dad in construction.

PLAYER STATISTICS:

Scoring Average	71.51	(152)
Driving Distance	291.0	(94)
Driving Accuracy Percentage	66.22%	(39)
Greens in Regulation Percentage	67.07%	(47)
Strokes Gained - Putting	-.035	(113)

MISC STATISTICS:

CAREER PGA TOUR LOW ROUND/ROUND
64—2 times, most recent 2011 The McGladrey Classic/1

LARGEST PGA TOUR PAYCHECK
\$130,313—2011 Frys.com Open/T7

HIGHEST OWGR RANK
After 2011 The McGladrey Classic/344

PGA TOUR CAREER SUMMARY

Year	Events Played	Cuts Made	1st	2nd	3rd	Top 10	Top 25	FedExCup Pts	FedExCup Rank	Earnings	Money Rank
2011	25	11				2	6	170	170	533,024	140
2010	4										
2009	2										
2006A	1										
Total	32	11				2	6			533,024	467


NATIONWIDE TOUR CAREER SUMMARY

Year	Events Played	Cuts Made	1st	2nd	3rd	Top 10	Top 25	Earnings	Money Rank
2011	1	1				1	1	22,693	136
2010	5	1						2,831	244
2009	4	1				1	1	17,400	166
2007A	1								
Total	11	3				2	2	42,924	775

TOP TOURNAMENT SUMMARY

<u>Tournament</u>	<u>'06</u>
The Masters	
US Open	CUT
British Open	
PGA Championship	
THE PLAYERS	
TOUR Championship	
WGC-Accenture	
WGC-Cadillac	
WGC-Bridgestone	
WGC-HSBC Champions	
The Barclays	
Deutsche Bank Championship	
BMW Championship	

Charles Howell III



EXEMPT STATUS: 19th in 2011 FedExCup points

HEIGHT: 5-11

WEIGHT: 155

BIRTHDATE: June 20, 1979

BIRTHPLACE: Augusta, GA

RESIDENCE: Orlando, FL

FAMILY: Wife, Heather; Ansley Grace (5/26/10)

SPECIAL INTERESTS: Fitness, nutrition, fishing

EDUCATION: Oklahoma State University

TURNED PRO: 2000

JOINED TOUR: 2001

PGA TOUR VICTORIES (2):

2002 Michelob Championship at Kingsmill. 2007 Nissan Open

BEST 2011 PGA TOUR FINSHES:

T3--FedEx St. Jude Classic. T3--AT&T National.

NATIONAL TEAMS:

The Presidents Cup (2), 2003, 2007.

2011 PGA TOUR HIGHLIGHTS:

Finished the season No. 19 in the FedExCup standings, his best showing since finishing No. 18 during the inaugural FedExCup in 2007...Making his seventh start of the season, recorded his first top-10 finish with a T10 effort at The Honda Classic...In April, reeled off four consecutive birdies in the third round (hole Nos. 11-14) en route to a T5 finish at the Valero Texas Open, his second top-10 of the year...Carded a final-round 66 at the FedEx St. Jude

Classic en route to a T3, his best finish of the season in 18 starts. The T3 was his best finish on TOUR since a T2 at the 2009 Zurich Classic of New Orleans...Also finished T3 in his next start, at the AT&T National. With rounds of 68-68-69-66, he was one of just three players (K.J. Choi and Bryce Molder) to post all four rounds in the 60s at the AT&T National. Entered the event with just two rounds in the 60s in 12 attempts. With T3 finish outside Philadelphia, he earned a spot in the British Open by being the top player among the top five at the AT&T National who was not previously eligible...In July, he closed with a 7-under 64 to claim his third consecutive top-10 finish, a T5 at the John Deere Classic. It was his fifth top-10 of the season...Finished T4 at the Wyndham Championship, his first top 10 in Greensboro in four starts...Finished T6 at the TOUR Championship by Coca-Cola for his seventh top-10 of the season, tying a career-high. It was his third top 10 at the TOUR Championship in five starts and first since finishing runner-up in 2002 and 2003.

PERSONAL:

Grew up near Augusta National GC, home of the Masters, and was a member of Augusta CC, which is

adjacent to Amen Corner...Next-door neighbor was the first person who introduced him to golf...Started playing golf at age 7 and won five tournaments before his 11th birthday...Shot his first sub-70 tournament round at age 10, the same age at which he began taking lessons from instructor David Leadbetter...Father is a pediatric surgeon.

PLAYER STATISTICS:

Scoring Average	69.66	(8)
Driving Distance	297.3	(40)
Driving Accuracy Percentage	57.51%	(143)
Greens in Regulation Percentage	68.91%	(19)
Strokes Gained - Putting	.381	(30)

MISC STATISTICS:

CAREER PGA TOUR LOW ROUND/ROUND
61--2004 Booz Allen Classic/1

LARGEST PGA TOUR PAYCHECK
\$936,000--2007 Nissan Open/1

HIGHEST OWGR RANK
After 2007 Shell Houston Open/15

PGA TOUR CAREER SUMMARY

Year	Events Played	Cuts Made	1st	2nd	3rd	Top 10	Top 25	FedExCup Pts	FedExCup Rank	Earnings	Money Rank
2011	30	25			2	7	15	19	19	2,509,223	25
2010	28	23				6	11	75	75	1,482,211	60
2009	29	21		2		3	8	49	49	1,804,460	46
2008	31	22			1	4	12	95	95	1,449,232	69
2007	26	19	1	2		5	8	38	38	2,832,091	18
2006	30	20		2		3	5			1,553,105	52
2005	29	21		1	1	6	13			2,074,329	29
2004	30	22		1		5	10			1,703,485	33
2003	31	29		2		6	16			2,568,955	14
2002	32	27	1	1	1	7	16			2,702,747	9
2001	24	20		1	1	5	14			1,520,632	
2000	13	7			1	1	2			263,533	
1997A	1										
1996A	1										
Total	335	256	2	12	7	58	130			22,464,003	25

NATIONWIDE TOUR CAREER SUMMARY

Year	Events Played	Cuts Made	1st	2nd	3rd	Top 10	Top 25	Earnings	Money Rank
2000A	1	1		1		1	1		
Total	1	1		1		1	1		

TOP TOURNAMENT SUMMARY

Tournament	'01	'02	'03	'04	'05	'06	'07	'08	'09	'10	'11
The Masters		T29	T28	T13	CUT	CUT	T30	CUT			
US Open	CUT	T18	T53	T36	T75	T37	T51	CUT			
British Open			T65	T42	CUT		CUT	CUT	CUT		T28
PGA Championship	T22	T17	T10	T31	T15	CUT	T42	T47	CUT	T48	T26
THE PLAYERS		T60	T32	CUT	CUT	T53	79	CUT	CUT	CUT	CUT
TOUR Championship		2	2		T24		28				T6
WGC-Accenture		T17	T33	T33	T33	T33	T9	T17			
WGC-Cadillac			T21	T59			T16	T51			
WGC-Bridgestone			T21	T9			T39	T27	T29		
WGC-HSBC Champions						62	CUT	CUT	T70	CUT	T18
The Barclays							T30	T82	T54	T67	T31
Deutsche Bank Championship				T9	T4	T18	T30	T82	T54	T67	T31
BMW Championship	T37	CUT	T13	T17	CUT	CUT	T18		T30		T42

John Huh (HUH)



EXEMPT STATUS: T24 at 2011 PGA TOUR Qualifying Tournament
HEIGHT: 6-0
WEIGHT: 190
BIRTHDATE: May 21, 1990
BIRTHPLACE: New York, NY
RESIDENCE: Los Angeles, CA
FAMILY: Single
EDUCATION: University of California-Northridge
TURNED PRO: 2008
JOINED TOUR: 2012

INTERNATIONAL VICTORIES:

(1): 2010 Shinhan Donghae Open [Kor].

earn his rookie card for the 2012 PGA TOUR season.

is Seoul. Twitter account is @huh979. Favorite app is Angry Birds. Carries trail mix in his golf bag for a snack. Bucket list includes skydiving. Favorite quote is "The pain of sacrifice is nothing compared to the pain of regret."

2011 PGA TOUR HIGHLIGHTS:

Without ever having played on the Nationwide Tour or PGA TOUR, he successfully maneuvered his way through the PGA TOUR Qualifying Tournament at PGA West in Palm Springs, CA, to finish T24 and

PERSONAL:

Father is his instructor...Uses special coins to mark his ball...Follows the Los Angeles Dodgers and the Los Angeles Lakers...Favorite Web site is naver.com...Girl Generation is his favorite music group...Enjoys Mexican food. Favorite athlete to watch is figure skater Yuna Kim. Favorite city to visit

MISC STATISTICS:

HIGHEST OWGR RANK
After 2011 Frys.com Open/508

PGA TOUR CAREER SUMMARY

Year	Events Played	Cuts Made	1st	2nd	3rd	Top 10	Top 25	FedExCup Pts	FedExCup Rank	Earnings	Money Rank
Total											

EUROPEAN TOUR 2011 SUMMARY

Year	Events Played	Cuts Made	1st	Earnings	Money Rank
2011	2				

ASIAN TOUR 2011 SUMMARY

Year	Events Played	Cuts Made	1st	Earnings	Money Rank
2011	6	6		29,898	

Billy Hurley III



EXEMPT STATUS: 25th on 2011 Nationwide Tour money list
HEIGHT: 5-10
WEIGHT: 170
BIRTHDATE: June 9, 1982
BIRTHPLACE: Leesburg, VA
RESIDENCE: Annapolis, MD
FAMILY: Wife: Heather; Will (1/14/07), Jacob (2/21/09)

SPECIAL INTERESTS: Hiking with his family, reading, Bible study
EDUCATION: United State Naval Academy (2004, Quantitative Economics)
TURNED PRO: 2006
 Nationwide Tour Graduate (2011)
JOINED TOUR: 2012

PGA TOUR BEST FINISHES:

T43--2006 Bay Hill Invitational Presented by MasterCard

BEST 2011 PGA TOUR FINSHES:

T62--Arnold Palmer Invitational presented by MasterCard.

NATIONAL TEAMS:

Walker Cup (1), 2005.

2011 PGA TOUR HIGHLIGHTS:

Finished No. 25 on the Nationwide Tour money list, earning the last spot among the 25 who advanced to the PGA TOUR for the 2012 season. His year included four top-10 finishes among 20 starts. Also made three PGA TOUR starts (has 11 overall during career), with only made cut a T62 at the Arnold Palmer Invitational...Was solo second at the Chi-Quita Classic in July, his best Tour finish to date, when he closed with the low round Sunday, a 64...Posted four rounds in the 60s at Crestview CC and finished a solo fifth at the Preferred Health Systems Wichita Open. His 5-under 66 was the best score on the final day and moved him to 14-under, four shots back of winner Mathew Goggin...Added another top-10 to his resume with a T5 effort at the Mylan Classic near

Pittsburgh...Was T6 at the Children's Hospital Classic in Chattanooga, where he was 18-under par after 54 holes and trailed leader John Mallinger by two strokes. Held a share of the lead after nine holes and was in a battle for the title until he made an 8 at the par-3, 17th hole. His quintuple bogey included a two-stroke penalty, which he called on himself when his club made contact with some leaves in a hazard. Birdied the final hole to earn another top-10 and moved up one spot on the money list, to No. 22.

PERSONAL:

An officer in the United States Navy after graduation from the Academy (2004-09). Was a Lieutenant aboard a U.S. Navy destroyer for part of 2010 in the Persian Gulf, helping protect Iraqi oil platforms. Also worked on a cruiser in Mayport, Fla. and a destroyer in Pearl Harbor in Hawaii during his five-year obligation....Lists Mitchell Spearman, Mark Guttenburg and Pat Owen as current or past instructors...Says his biggest thrill in golf was playing on the 2005 U.S. Walker Cup team. Lists skydiving as his biggest thrill outside of golf...First car was a Dodge Neon...Never travels without his gym bag...Superstitions include marking his ball with a 1960s dime...Quaker Ridge GC in Scarsdale, NY, is his favorite course, and he would like to play Augusta National. Favorite teams are Navy, the Atlanta Braves and Washington Redskins. "Criminal Minds" is his favorite TV show, and he enjoys the Bourne series of movies. The Bible is his favorite book, and his favorite food is his wife's cooking. Philadelphia, Washington,

D.C. and Chicago are his favorite cities to visit, and Bethany Beach, DE, is one of his favorite vacation spots...Would round out his dream foursome with his father, brother and Jesus Christ...Not many people know that he was the best ship driver among all the ships in his squadron and that he won two shipdriving awards during his time in the Navy...Has one brother, who plays golf at George Mason University, and two sisters...Charity work includes World Gospel Outreach, a children's camp in Honduras; Ark Children's House, an orphanage in Ecuador; Adoption Advocates International, an agency that operates an orphanage in Ethiopia (Layla House) where he adopted his son, Jacob.

PLAYER STATISTICS:

Scoring Average	72.22	(N/A)
Driving Distance	267.9	(N/A)
Driving Accuracy Percentage	73.60%	(N/A)
Greens in Regulation Percentage	61.11%	(N/A)
Strokes Gained - Putting	-.247	(N/A)

MISC STATISTICS:

CAREER PGA TOUR LOW ROUND/ROUND
 65--2006 John Deere Classic/3

LARGEST PGA TOUR PAYCHECK
\$18,150--2006 Bay Hill Invitational Presented by MasterCard/T43

HIGHEST OWGR RANK
 After 2011 Frys.com Open/339

PGA TOUR CAREER SUMMARY

Year	Events Played	Cuts Made	1st	2nd	3rd	Top 10	Top 25	FedExCup Pts	FedExCup Rank	Earnings	Money Rank
2011	3	1								12,780	
2010	1	1								8,560	
2007	1										
2006	6	2								28,910	
Total	11	4								50,250	

NATIONWIDE TOUR CAREER SUMMARY

Year	Events Played	Cuts Made	1st	2nd	3rd	Top 10	Top 25	Earnings	Money Rank
2011	20	13		1		4	9	180,191	25
2007	1	1						1,980	301
2006	2								
Total	23	14		1		4	9	182,171	443

TOP TOURNAMENT SUMMARY

<u>Tournament</u>	<u>'06</u>
The Masters	
US Open	
British Open	
PGA Championship	
THE PLAYERS	
TOUR Championship	
WGC-Accenture	
WGC-Cadillac	
WGC-Bridgestone	
WGC-HSBC Champions	
The Barclays	
Deutsche Bank Championship	
BMW Championship	CUT

John Huston



EXEMPT STATUS: Past Champion

HEIGHT: 5-10

WEIGHT: 155

BIRTHDATE: June 1, 1961

BIRTHPLACE: Mount Vernon, IL

RESIDENCE: Palm Harbor, FL

FAMILY: Wife, Suzanne; Jessica (11/9/87), Travis (3/29/93)

SPECIAL INTERESTS: All sports

EDUCATION: Auburn University

TURNTURNED PRO: 1983

Q-SCHOOL: 1987, 2008

JOINED TOUR: 1988

PGA TOUR VICTORIES (7):

1990 Honda Classic. 1992 Walt Disney World/Oldsobile Classic. 1994 Doral-Ryder Open. 1998 United Airlines Hawaiian Open. 1998 National Car Rental Golf Classic/Disney. 2000 Tampa Bay Classic. 2003 Southern Farm Bureau Classic

NATIONAL TEAMS:

The Presidents Cup (2), 1994, 1998.

OTHER VICTORIES:

(3): 1985 Florida Open. 1988 JC Penney Classic [with Amy Benz]. 2005 Franklin Templeton Shootout [with Kenny Perry].

2011 PGA TOUR HIGHLIGHTS:

Split his time between the PGA TOUR, Nationwide Tour and Champions Tour. Missed the cut in each of his three PGA TOUR starts, but enjoyed immediate success on the Champions Tour, where he made 14 starts after turning 50 in June. Of the 14 starts, netted seven top-10 finishes, highlighted by a win. Made his Champions Tour debut at The Principal Charity Classic and finished T16 in Iowa after posting a final-round 67...Won the Dick's Sport-

ing Goods Open in his third Champions Tour appearance, with the win coming just 25 days after he turned 50, making him the 11th-youngest winner in the circuit's history. Win in New York also came in his 156th start since his last victory on the PGA TOUR (2003 Southern Farm Bureau Classic). Closed with a final-round 65 to overtake Mark Wiebe and eventually defeated Nick Price by three shots at En-Joie GC. Made just one bogey over 54 holes in Endicott and none on the back nine...Was a 36-hole co-leader at the SAS Championship and eventually finished T2 along with Jeff Sluman, one stroke back of Kenny Perry, thanks to an eagle at the 17th hole Sunday...Final-round 67 led to a T6 at the Constellation Energy Senior Players Championship...Shared the first-round lead with Jay Haas and the second-round lead with Peter Senior at the 3M Championship. He eventually finished T8 after a final-round 73...Posted four straight sub-par rounds on his way to a T9 finish at the U.S. Senior Open at Inverness in late July...Finished T8 at the AT&T Championship in October in San Antonio, with three consecutive rounds in the 60s.

PERSONAL:

Sister Julie Jones caddied for him during record-breaking performance at 1997 United Airlines Hawaiian Open...With daughter Jessica, won the father-daughter tournament at 1997 National Car

Rental Golf Classic at Walt Disney World...Suffered bursitis in left shoulder in 1997...Sleeps on magnetic mattress cover and wears magnets in soles of shoes for relief...Favorites include the TV show "Dexter" and movie "The Shawshank Redemption." Also frequents priceline.com...Says his career highlight was winning the United Airlines Hawaiian Open with a 28-under-par total...Favorite city is Atlanta and his top vacation spot is Beaver Creek, CO, since he and his wife enjoy skiing...Enjoys college and pro football...Has been involved in helping to help raise funds for Batten disease as both his nephews have the disorder.

PLAYER STATISTICS:

Scoring Average	72.83	(N/A)
Driving Distance	275.8	(N/A)
Driving Accuracy Percentage	69.23%	(N/A)
Greens in Regulation Percentage	66.67%	(N/A)
Strokes Gained - Putting	-.019	(N/A)

MISC STATISTICS:

CAREER PGA TOUR LOW ROUND/ROUND

61-2 times, most recent 2002 Buick Challenge/3

LARGEST PGA TOUR PAYCHECK

\$540,000-2003 Southern Farm Bureau Classic/1

HIGHEST OWGR RANK

After 2000 Tampa Bay Classic/16

PGA TOUR CAREER SUMMARY

Year	Events Played	Cuts Made	1st	2nd	3rd	Top 10	Top 25	FedExCup Pts	FedExCup Rank	Earnings	Money Rank
2011	3										
2010	13	4						219	219	69,249	218
2009	13	7					1	186	186	135,476	199
2008	18	11				1	5	155	155	496,876	153
2007	16	7					2	195	195	170,570	202
2006	27	12				1	2			431,025	159
2005	31	15				2	6			657,970	120
2004	20	11			1	4	5			874,280	90
2003	23	17	1	1		2	8			1,565,119	42
2002	26	23			1	5	12			1,299,053	45
2001	20	14				1	7			505,252	100
2000	23	19	1		1	8	11			1,631,695	25
1999	23	17			3	7	11			1,519,387	21
1998	25	21	2	1		8	16			1,544,110	10
1997	29	12				1	3			151,840	141
1996	25	18		1		6	9			506,173	37
1995	27	15				5	7			294,574	64
1994	25	19	1		1	9	12			731,499	16
1993	30	26		2		6	15			681,441	15
1992	32	23	1		1	4	15			515,453	26
1991	27	23			1	5	13			395,853	40
1990	25	16	1		1	3	7			435,690	30
1989	29	14		1		2	5			203,207	68
1988	31	17			1	2	6			150,301	78
1987	1	1								1,055	287
Total	562	362	7	6	11	82	178			14,967,146	64

CHAMPIONS TOUR CAREER SUMMARY

Year	Events Played	Cuts Made	1st	2nd	3rd	Top 10	Top 25	Earnings	Money Rank
2011	14	14	1	1		7	11	866,290	17
Total	14	14	1	1		7	11	866,290	199

NATIONWIDE TOUR CAREER SUMMARY

Year	Events Played	Cuts Made	1st	2nd	3rd	Top 10	Top 25	Earnings	Money Rank
2011	3								
2010	4	2					1	11,620	171
2007	2	1						4,920	240
Total	9	3					1	16,540	

TOP TOURNAMENT SUMMARY

Tournament	'88	'89	'90	'91	'92	'93	'94	'95	'96	'97	'98	'99
The Masters			T3	T29	T25	59	T10	T17	17	T21	T23	T36
US Open		CUT	T14	CUT		CUT	CUT	CUT	T82		T32	T17
British Open			CUT			T48	CUT	T31			T11	T68
PGA Championship			CUT	T57	T7	T18	T44	CUT	DQ	CUT	T13	CUT
THE PLAYERS	68	CUT		T15	T40	CUT	T35	CUT	CUT	T68	CUT	T20
TOUR Championship			T28		T13	T2	T10				T11	T5
WGC-Accenture												3
WGC-Cadillac												T34
WGC-Bridgestone												T33
WGC-HSBC Champions												
The Barclays		CUT		CUT			T27					
Deutsche Bank Championship												
BMW Championship	CUT	CUT	T66	T5	CUT	T13	T74	T6	T26	CUT	T46	CUT

Tournament	'00	'01	'02	'03	'04	'05	'06
The Masters	T14	T20		CUT			
US Open	4	CUT	CUT				
British Open	CUT	CUT			CUT		
PGA Championship	71	72	T39	W/D	CUT		
THE PLAYERS	CUT	CUT	T9	W/D	T26	CUT	CUT
TOUR Championship	T25						
WGC-Accenture	T33	T33		T33	T9		
WGC-Cadillac		CNL					
WGC-Bridgestone							
WGC-HSBC Champions							
The Barclays		CUT				CUT	
Deutsche Bank Championship						CUT	T50
BMW Championship				CUT		69	

Yuta Ikeda (YOU-tuh ih-KEY-duh)



EXEMPT STATUS: None/International Player

HEIGHT: 5-9

WEIGHT: 170

BIRTHDATE: December 2, 1985

BIRTHPLACE: Chiba, Japan

RESIDENCE: Chiba, Japan

EDUCATION: Tohoku Fukushi University

TURNED PRO: 2008

PGA TOUR BEST FINISHES:

T22–2010 World Golf Championships-CA Championship

BEST 2011 PGA TOUR FINISHES:

T33–World Golf Championships-Accenture Match Play Championship.

INTERNATIONAL VICTORIES:

(9): 2009 Japan PGA Championship [Jpn], Vana H Cup KBC Augusta [Jpn], Canon Open [Jpn], Bridgestone Open [Jpn]. 2010 Toshin Golf Tournament in Lake Wood [Jpn], ANA Open [Jpn], Bridgestone Open [Jpn], Dunlop Phoenix [Jpn]. 2011 Sun Chlorella Classic [Jpn].

NATIONAL TEAMS:

World Cup (1), 2011.

2011 PGA TOUR HIGHLIGHTS:

The top moment of his season came when he won his ninth Japan Golf Tour title in three years. At the Sun Chlorella Classic, he shot a third-round 64 and then hung on with a final-round, even-par 72 to edge Tetsuji Hiratsuka by a stroke. Finished the season No. 11 on the Japan Golf Tour order of merit...He had top 10s in his first four starts of the Japan Golf Tour year. He was third at the Totumi Hamamatsu Open, followed by a T8 at the Token Homemate Cup, a sixth-place showing at The Crowns and a T5 at the PGA Championship Nissin...He qualified for all four World Golf Championships events for the first time in his career, with a T29 at the HSBC Champions his top showing...He also made the cut in both of his major championship appearances, finishing T38 at the British Open and T45 at the PGA Championship...Late in the season, he made his OMEGA Mission Hills World Cup debut, teaming with Hiratsuka and representing Japan to a 20th-place performance in China.

PERSONAL:

His idol is former Japan Golf Tour star "Jumbo" Ozaki.

PLAYER STATISTICS:

Scoring Average	72.07	(N/A)
Driving Distance	277.0	(N/A)
Driving Accuracy Percentage	60.44%	(N/A)
Greens in Regulation Percentage	54.70%	(N/A)
Strokes Gained - Putting	-1.437	(N/A)

MISC STATISTICS:

CAREER PGA TOUR LOW ROUND/ROUND

64–2010 HP Byron Nelson Championship/2

LARGEST PGA TOUR PAYCHECK

\$81,000–2010 World Golf Championships-CA Championship/T22

HIGHEST OWGR RANK

After 2010 Bob Hope Classic/33

PGA TOUR CAREER SUMMARY

Year	Events Played	Cuts Made	1st	2nd	3rd	Top 10	Top 25	FedExCup Pts	FedExCup Rank	Earnings	Money Rank
2011	9	6								71,647	
2010	11	7					1			98,463	
2009	1										
Total	21	13					1			170,110	

JAPAN TOUR 2011 SUMMARY

Year	Events Played	Cuts Made	1st	Earnings	Money Rank
2011	23	18	1	787,097	

TOP TOURNAMENT SUMMARY

Tournament	'09	'10	'11
The Masters		29	CUT
US Open		T58	
British Open	CUT	CUT	T38
PGA Championship		CUT	T45
THE PLAYERS			
TOUR Championship			
WGC-Accenture		T33	T33
WGC-Cadillac		T22	T55
WGC-Bridgestone		T69	75
WGC-HSBC Champions	T51	T30	T29
The Barclays			
Deutsche Bank Championship			
BMW Championship			

Ryuji Imada (ree-YOU-jee ee-MA-duh)



EXEMPT STATUS: 90th on 2011 money list

HEIGHT: 5-8

WEIGHT: 150

BIRTHDATE: October 19, 1976

BIRTHPLACE: Hiroshima, Japan

RESIDENCE: Tampa, FL

FAMILY: Wife, Kanae

EDUCATION: University of Georgia

TURNED PRO: 1999

Nationwide Tour Graduate (2004)

JOINED TOUR: 2005

PGA TOUR VICTORIES (1):

2008 AT&T Classic

BEST 2011 PGA TOUR FINSHES:

T3-HP Byron Nelson Championship. T3-FedEx St. Jude Classic.

NATIONAL TEAMS:

World Cup (2), 2008, 2009.

2011 PGA TOUR HIGHLIGHTS:

At No. 90, finished inside the top 100 in the FedExCup standings for the fifth consecutive season...Finished T3 at the HP Byron Nelson Champi-

onship for his best TOUR performance since he won the 2008 AT&T Classic outside Atlanta in a playoff. Held a two-shot lead on the back nine Sunday but bogeyed No. 15, then three-putted the par-3 17th hole for bogey. He followed that with a final bogey at the par-4 18th, where his approach found the front bunker. Failed to get up and down, missing his par putt from 20 feet, 3 inches to end up one stroke shy of a Keegan Bradley-Ryan Palmer playoff...Posted second T3 in three weeks, at the FedEx St. Jude Classic, on the strength of a final-round 66 to finish 8-under. Collected first top 10 in Memphis in his fourth-career start.

PERSONAL:

At age 7, tagged along with older brother Takafumi to golf course. At age 14, moved from native Japan and family to a Tampa, FL, golf academy to compete on junior golf circuit. Did not know any English at the

time.

PLAYER STATISTICS:

Scoring Average	71.12	(123)
Driving Distance	283.4	(152)
Driving Accuracy Percentage	60.36%	(113)
Greens in Regulation Percentage	64.26%	(130)
Strokes Gained - Putting	-.137	(133)

MISC STATISTICS:

CAREER PGA TOUR LOW ROUND/ROUND

62-2010 Justin Timberlake Shriners Hospitals for Children Open/2

LARGEST PGA TOUR PAYCHECK

\$990,000-2008 AT&T Classic/1

HIGHEST OWGR RANK

After 2008 AT&T Classic/49

PGA TOUR CAREER SUMMARY

Year	Events Played	Cuts Made	1st	2nd	3rd	Top 10	Top 25	FedExCup Pts	FedExCup Rank	Earnings	Money Rank
2011	29	14			2	2	3	91	91	990,319	90
2010	28	16				4	6	78	78	1,028,869	86
2009	25	17					7	100	100	706,394	118
2008	25	16	1	2	1	5	11	25	25	3,029,363	13
2007	32	20		1		2	8	43	43	1,414,864	65
2006	31	23				1	10			1,018,140	92
2005	25	14				1	4			650,221	121
2003	1	1								7,600	
2001	1										
2000	1										
1999	3										
1996A	1										
Total	202	121	1	3	3	15	49			8,845,771	139

NATIONWIDE TOUR CAREER SUMMARY

Year	Events Played	Cuts Made	1st	2nd	3rd	Top 10	Top 25	Earnings	Money Rank
2004	24	18	1	1	2	7	12	313,185	3
2003	24	16			1	5	8	127,861	37
2002	20	8				1	4	33,613	105
2001	25	14		2		3	8	151,711	20
2000	25	12	1			3	7	140,392	32
1999	2								
Total	120	68	2	3	3	19	39	766,761	67

TOP TOURNAMENT SUMMARY

Tournament	'00	'05	'06	'07	'08	'09	'10	'11
The Masters						T20		
US Open	CUT	T15	T12	CUT	T18	CUT		
British Open					CUT	64		
PGA Championship				CUT	CUT	CUT		CUT
THE PLAYERS			CUT	T68	CUT	T45	T39	CUT
TOUR Championship					T17			
WGC-Accenture								
WGC-Cadillac					T34	T40		
WGC-Bridgestone								
WGC-HSBC Champions								
The Barclays			T15	CUT	CUT	CUT	T27	T58
Deutsche Bank Championship		CUT	T18	T17	T13	73	T57	T61
BMW Championship				T25	T67			

Trevor Immelman



EXEMPT STATUS: Winner, 2008 Masters Tournament (through 2013)

HEIGHT: 5-9

WEIGHT: 178

BIRTHDATE: December 16, 1979

BIRTHPLACE: Cape Town, South Africa

RESIDENCE: Orlando, FL

FAMILY: Wife, Carminita; Jacob Trevor, Mya Belinda

SPECIAL INTERESTS: Music, movies, autobiographies

TURNED PRO: 1999

JOINED TOUR: 2006

PGA TOUR VICTORIES (2):

2006 Cialis Western Open. 2008 Masters Tournament

BEST 2011 PGA TOUR FINSHES:

5--The McGladrey Classic.

INTERNATIONAL VICTORIES:

(6): 2000 Vodacom Players Championship [SAF]. 2003 South African Airways Open [Eur], Dimension Data Pro-Am [SAF]. 2004 South African Airways Open [Eur], Deutsche Bank-SAP Open TPC of Europe [Eur]. 2007 Nedbank Challenge [SAF].

NATIONAL TEAMS:

The Presidents Cup (2), 2005, 2007; World Cup (4), 2003, 2004, 2005, 2007.

OTHER VICTORIES:

(1): 2003 World Golf Championships-World Cup [with Rory Sabbatini].

2011 PGA TOUR HIGHLIGHTS:

Bounced back with a solid year as he continues to recover from a wrist injury that has hampered his play over the last few years...Jumped out to the first-round lead at The Greenbrier Classic, with a 6-under 64. Closed with rounds of 70-73-67 to finish T14...Carded a career-low, 8-under 62 on Saturday of the McGladrey Classic (tying the course record set by Charles Howell III in 2010) and followed with a final-round, 1-under 69 to finish solo fifth. It was his first top 10 since the 2008 TOUR Championship by Coca-Cola (T10)...At the final event of the season a week later, at the Children's Miracle Network Hospitals Classic, played his final 48 holes bogey-free to claim a second consecutive top-10 finish, a T6. The back-to-back top-10 showings were his first since May of 2006.

PERSONAL:

Began playing golf at age 5, following in the footsteps of his golf teaching brother Mark, who is nine years older and the current coach at Columbus (GA) State University. Scratch player by age 12 and played the African Junior Golf Association Tour from age 13 to 17...Father, Johan, is the former commissioner of the Sunshine Tour.

PLAYER STATISTICS:

Scoring Average	70.43	(44)
Driving Distance	288.5	(114)
Driving Accuracy Percentage	61.74%	(94)
Greens in Regulation Percentage	68.12%	(31)
Strokes Gained - Putting	.326	(37)

MISC STATISTICS:

CAREER PGA TOUR LOW ROUND/ROUND
62--2011 The McGladrey Classic/3

LARGEST PGA TOUR PAYCHECK
\$1,350,000--2008 Masters Tournament/1

HIGHEST OWGR RANK
After 2007 Wachovia Championship/12

PGA TOUR CAREER SUMMARY

Year	Events Played	Cuts Made	1st	2nd	3rd	Top 10	Top 25	FedExCup Pts	FedExCup Rank	Earnings	Money Rank
2011	25	18				2	8	88	88	1,165,604	81
2010	19	9					4	156	156	422,171	163
2009	13	9					3	158	158	395,244	156
2008	22	14	1	1		3	6	16	16	2,566,199	19
2007	21	15			2	4	6	55	55	1,801,647	46
2006	24	19	1	2		8	15			3,844,189	7
2005	14	10				2	5			614,867	
2004	12	9					2			109,560	
2003	12	7				1	2			126,150	
2002	2	2								21,728	
2001A	1										
1999A	1	1									
Total	166	113	2	3	2	20	51			11,067,359	106

NATIONWIDE TOUR CAREER SUMMARY

Year	Events Played	Cuts Made	1st	2nd	3rd	Top 10	Top 25	Earnings	Money Rank
1999A	1	1				1	1		
Total	1	1				1	1		

TOP TOURNAMENT SUMMARY

Tournament	'99	'02	'03	'04	'05	'06	'07	'08	'09	'10	'11
The Masters	56			CUT	T5	CUT	T55	1	T20	T14	T15
US Open			CUT	T55		T21	CUT	T65		CUT	CUT
British Open		T43	T53	T42	T15		T60	T19		T23	T38
PGA Championship			T48	T37	T17	T34	T6	CUT		CUT	T12
THE PLAYERS			CUT	W/D			CUT		CUT	CUT	T33
TOUR Championship						T5		T10			
WGC-Accenture			T33	T17	T33		3	T17	T33		
WGC-Cadillac		T27	T44	T23		T9	T35	T40	T70		
WGC-Bridgestone			T9	T32	T19	T13	T36	T36	T60		
WGC-HSBC Champions											
The Barclays						T13	CUT	70			T32
Deutsche Bank Championship				T55	T52		T23	T50			W/D
BMW Championship						1	T38	T13			

Ryo Ishikawa (yo)



EXEMPT STATUS: None/International Player

HEIGHT: 5-9

WEIGHT: 150

BIRTHDATE: September 17, 1991

BIRTHPLACE: Saitama, Japan

RESIDENCE: Saitama, Japan

FAMILY: Single

SPECIAL INTERESTS: Listening to music, soccer

EDUCATION: Suginami Gakuin High School

TURNED PRO: 2008

PGA TOUR BEST FINISHES:

T4–2011 World Golf Championships-Bridgestone Invitational

BEST 2011 PGA TOUR FINSHES:

T4–World Golf Championships-Bridgestone Invitational.

INTERNATIONAL VICTORIES:

(11): 2007 Munsingwear Open KSB Cup [Jpn]. 2008 Kansai Open, Mynavi ABC Championship [Jpn]. 2009 The Royal Trophy [Jpn, team], Mizuno Open [Jpn], Sun Chlorella Open [Jpn], Fujisankei Classic [Jpn], Tokai Classic [Jpn]. 2010 The Crowns [Jpn], Fujisankei Classic [Jpn], Mitsui Sumitomo Visa Taiheiyo Masters [Jpn].

NATIONAL TEAMS:

The Presidents Cup (2), 2009, 2011; The Royal Trophy (1), 2009.

2011 PGA TOUR HIGHLIGHTS:

In March, he pledged to donate all of his season earnings to help the survivors of the March 11 earth-

quake and tsunami that devastated Japan's Pacific coast. He also donated \$1,200 for every birdie he made...Finished the Japan Golf Tour season ranked sixth on the order of merit...He finished T4 at the World Golf Championships-Bridgestone Invitational. It was his best finish in seven starts in a World Golf Championships event and his best finish in 25 PGA TOUR starts. Was trying to become the second-youngest winner in PGA TOUR history, exactly one week older than Johnny McDermott was when he won the 1911 U.S. Open at the age of 19 years, 10 months, 14 days. Only three Japanese players have ever won on TOUR: Ryujii Imada, Shigeki Maruyama (three) and Isao Aoki...Picked up first of two runner-up performances on the Japan Golf Tour, at the Toumami Hamamatsu Open and the Nagashima Shigeo Invitational Sega Sammy Cup. Shot a final-round 64 to move from sixth to a playoff with Masanori Kobayashi, an extra session he lost at the Hamamatsu Open. . . At the Nagashima Shigeo Invitational Sega Sammy Cup, shot four under-par rounds but still finished a distant four strokes behind Kyung-Tae Kim. Also added a T3 at the Gate Way to The Open Mizuno Open and a solo third at the Token Homemate Cup...In August, he was T2 at the Vana H Cup KBC Augusta, falling to Sang-Bae Moon by two strokes...Added his final top-five of the year, a T5 at the Fujisankei Classic...The youngest player on either Presidents Cup squad, he posted a 2-2-0 record for International team, including a singles victory over Dustin Johnson...In early December, began the final round of the Golf Nippon Series JT Cup tied for the lead with Toru Taniguchi. He could only

manage a 2-under 68 in the rain-shortened event to finish solo third, three strokes out of the Taniguchi-Fujita playoff.

PERSONAL:

Started playing golf at age 6 after being introduced to the game by his father...Was a member of the track team in junior high school...Nicknamed "Hanikami Oji," translated as "Bashful Prince," for his shy smile and polite demeanor.

PLAYER STATISTICS:

Scoring Average	71.54	(N/A)
Driving Distance	293.6	(N/A)
Driving Accuracy Percentage	50.55%	(N/A)
Greens in Regulation Percentage	55.77%	(N/A)
Strokes Gained - Putting	.949	(N/A)

MISC STATISTICS:

CAREER PGA TOUR LOW ROUND/ROUND

64–2011 World Golf Championships-Bridgestone Invitational/3

LARGEST PGA TOUR PAYCHECK

\$332,500–2011 World Golf Championships-Bridgestone Invitational/T4

HIGHEST OWGR RANK

After 2009 OMEGA Mission Hills World Cup/29

PGA TOUR CAREER SUMMARY

Year	Events Played	Cuts Made	1st	2nd	3rd	Top 10	Top 25	FedExCup Pts	FedExCup Rank	Earnings	Money Rank
2011	10	5				1	2			143,636	
2010	10	6				1	1			149,180	
2009	6	2								26,217	
Total	26	13				2	3			319,033	

JAPAN TOUR 2011 SUMMARY

Year	Events Played	Cuts Made	1st	Earnings	Money Rank
2011	22	18		1,015,016	

ASIAN TOUR 2011 SUMMARY

Year	Events Played	Cuts Made	1st	Earnings	Money Rank
2011	1	1		3,300	

TOP TOURNAMENT SUMMARY

Tournament	'09	'10	'11
The Masters	CUT	CUT	T20
US Open		T33	T30
British Open	CUT	T27	CUT
PGA Championship	T56	CUT	CUT
THE PLAYERS			
TOUR Championship			
WGC-Accenture		T9	T33
WGC-Cadillac			T42
WGC-Bridgestone		T53	T4
WGC-HSBC Champions	T17	T41	
The Barclays			
Deutsche Bank Championship			
BMW Championship			

Fredrik Jacobson (YOCK-ub-son)



EXEMPT STATUS: 2011 tournament winner (through 2013)

HEIGHT: 6-1

WEIGHT: 178

BIRTHDATE: September 26, 1974

BIRTHPLACE: Gothenburg, Sweden

RESIDENCE: Hobe Sound, FL

FAMILY: Wife, Erika; Alice Sophia J. (5/07/04), Emmie Charlise (1/20/06), Max Fredrik (12/14/07)

SPECIAL INTERESTS: Boating, skiing, sports

TURNED PRO: 1994

JOINED TOUR: 2003

PGA TOUR VICTORIES (1):

2011 Travelers Championship

BEST 2011 PGA TOUR FINSHES:

1—Travelers Championship.

INTERNATIONAL VICTORIES:

(3): 2003 Omega Hong Kong Open [Eur], Algarve Open de Portugal [Eur], Volvo Masters [Eur].

NATIONAL TEAMS:

World Cup (2), 2003, 2004; Seve Trophy (1), 2003.

2011 PGA TOUR HIGHLIGHTS:

His finest PGA TOUR season included his first TOUR win (Travelers Championship) and a career-best 29th-place finish in the FedExCup...Recorded his first top 10 of the season, a T9 at the Arnold Palmer Invitational. It was his first top-10 at the event in five starts...Following his runner-up finish at the Valero Texas Open in 2010, shot 8-under on the weekend at TPC San Antonio (67-69) to claim

T5 honors, his second top-10 finish of the season...Seized the lead going into the final round of the Travelers Championship with a third-round, 7-under 63 and then held off a host of challengers with a 4-under 66 Sunday for his first win on the PGA TOUR (188 starts)—finishing one stroke clear of Ryan Moore and John Rollins. His 20-under 260 winning total was the lowest of the season, topping David Toms' 264 at the Crowne Plaza Invitational at Colonial. Only bogey of the week came on the par-4 10th hole during the final round, falling just shy of becoming the first TOUR winner since Lee Trevino (1974 Greater New Orleans Open) to win without a bogey. The victory, the first by an international-born player at the Travelers since Greg Norman won in 1995, made him the seventh Swedish-born player to win on the PGA TOUR...Took a month off but returned to action at the CIMB Asia Pacific Classic in Malaysia. Contended throughout the week before eventually settling for a third-place finish at The Mines Resort and GC...A week later, at the World Golf Championships-HSBC Champions in Shanghai, China, he took the 54-hole lead and shot a 1-under 71 Sunday at Sheshan International GC. But he watched as Martin Kaymer made nine birdies in his final 12 holes to come from behind to win. The T2 finish was his top performance in a World Golf Championships event.

PERSONAL:

A promising ice hockey player at age 10. However one of the players at his club, Per Nellbeck, was also the local golf professional and taught the entire Jacobson family to play golf. First handicap was 40, but reached scratch five years later at age 15...Missed first three months of 2000 after breaking left thumb playing hockey for golf professionals vs. tennis players in 1999. Needed operation and returned in March to finish third, second and second in successive starts...Was ranked top 30 in Swedish table tennis at age 14-15.

PLAYER STATISTICS:

Scoring Average	69.85	(11)
Driving Distance	287.4	(122)
Driving Accuracy Percentage	60.82%	(110)
Greens in Regulation Percentage	63.56%	(143)
Strokes Gained - Putting	.654	(6)

MISC STATISTICS:

CAREER PGA TOUR LOW ROUND/ROUND

62-3 times, most recent 2010 Wyndham Championship/4

LARGEST PGA TOUR PAYCHECK

\$1,080,000—2011 Travelers Championship/1

HIGHEST OWGR RANK

After 2004 The Honda Classic/16

PGA TOUR CAREER SUMMARY

Year	Events Played	Cuts Made	1st	2nd	3rd	Top 10	Top 25	FedExCup Pts	FedExCup Rank	Earnings	Money Rank
2011	25	21	1			3	11	29	29	2,488,325	26
2010	24	18		1		3	9	58	58	1,666,252	44
2009	25	16				3	7	57	57	1,189,995	77
2008	24	16		1		3	9	44	44	1,597,423	54
2007	20	15		1		5	9	37	37	1,469,541	63
2006	18	10				2	5			788,764	108
2005	23	14				3	7			868,525	96
2004	24	18				5	9			1,259,048	59
2003	8	7			1	4	4			786,771	
2002	1										
2001	1										
2000	1										
1998	1	1								8,965	285
Total	195	136	1	3	1	31	70			12,123,609	93

TOP TOURNAMENT SUMMARY

Tournament	'98	'00	'01	'02	'03	'04	'05	'06	'07	'08	'09	'10
The Masters						T17	CUT					
US Open					T5	CUT				CUT		
British Open	76	CUT	CUT	CUT	T6	CUT	T52			T19	T70	
PGA Championship					CUT	T17	T34			T24		CUT
THE PLAYERS						CUT	CUT	T22	CUT	T32	T49	T10
TOUR Championship												
WGC-Accenture						T9	T33					
WGC-Cadillac					T28	T59						
WGC-Bridgestone					84	T32				T56		
WGC-HSBC Champions												
The Barclays					T36	8	T61	T5	T54	CUT	T6	CUT
Deutsche Bank Championship								CUT	T9	T67	T69	T37
BMW Championship					T8		T10	T65		T10	T30	T48

Tournament	'11
The Masters	
US Open	T14
British Open	T16
PGA Championship	CUT
THE PLAYERS	T64
TOUR Championship	T16
WGC-Accenture	
WGC-Cadillac	
WGC-Bridgestone	T11
WGC-HSBC Champions	2
The Barclays	T32
Deutsche Bank Championship	T42
BMW Championship	T42

Lee Janzen



EXEMPT STATUS: Past Champion

HEIGHT: 6-0

WEIGHT: 175

BIRTHDATE: August 28, 1964

BIRTHPLACE: Austin, MN

RESIDENCE: Orlando, FL

FAMILY: Wife, Beverly; Connor MacLeod (10/20/93)

SPECIAL INTERESTS: Christian music, reading, snow skiing, comedy

EDUCATION: Florida Southern College (1986, Marketing)

TURNED PRO: 1986

Q-SCHOOL: 1989

JOINED TOUR: 1990

PGA TOUR VICTORIES (8):

1992 Northern Telecom Open. 1993 Phoenix Open. 1993 U.S. Open Championship. 1994 Buick Classic. 1995 THE PLAYERS Championship. 1995 Kemper Open. 1995 Sprint International. 1998 U.S. Open Championship

BEST 2011 PGA TOUR FINSHES:

T17–RBC Canadian Open.

NATIONAL TEAMS:

The Presidents Cup (1), 1998; Ryder Cup (2), 1993, 1997; Dunhill Cup (1), 1995.

OTHER VICTORIES:

(1): 2000 Franklin Templeton Shootout [with Rocco Mediate].

2011 PGA TOUR HIGHLIGHTS:

Made the cut in 11 of 19 starts, with his lone top-25 finish a T17 at the RBC Canadian Open.

PERSONAL:

Began to take golf seriously at age 14 after family moved to Florida from Maryland, where he played Little League baseball. Still avid Baltimore Orioles fan...Won first tournament at 15 as member of Greater Tampa Junior Golf Association...Partnered with Feed The Children for food drives at various TOUR events.

PLAYER STATISTICS:

Scoring Average	71.52	(153)
Driving Distance	290.1	(103)
Driving Accuracy Percentage	63.04%	(79)
Greens in Regulation Percentage	63.10%	(153)
Strokes Gained - Putting	.170	(68)

MISC STATISTICS:

CAREER PGA TOUR LOW ROUND/ROUND
61–1993 Southwestern Bell Colonial/4

LARGEST PGA TOUR PAYCHECK
\$540,000–2003 the Memorial Tournament/2

HIGHEST OWGR RANK
After 1995 Skins Game/13

PGA TOUR CAREER SUMMARY

Year	Events Played	Cuts Made	1st	2nd	3rd	Top 10	Top 25	FedExCup Pts	FedExCup Rank	Earnings	Money Rank
2011	19	11					1	176	176	216,993	185
2010	26	13				1	4	150	150	603,195	147
2009	23	13				2	7	79	79	871,187	99
2008	28	17				1	4	119	119	500,155	152
2007	24	8					4	146	146	409,189	160
2006	28	11			1	2	2			524,198	146
2005	26	12				1	4			422,748	155
2004	25	17				3	6			837,482	96
2003	25	16		1		2	6			1,132,001	64
2002	29	22			1	4	9			1,127,740	56
2001	29	18		1		2	9			905,628	59
2000	27	20				2	9			753,709	62
1999	26	18			2	5	11			849,994	48
1998	24	20	1		1	3	12			1,155,314	20
1997	27	24		2		7	15			877,832	24
1996	27	21		1	1	7	13			540,916	31
1995	28	22	3			4	14			1,378,966	3
1994	26	19	1			2	8			442,588	35
1993	26	23	2		1	7	15			932,335	7
1992	32	21	1	2	1	6	15			795,279	9
1991	33	23				2	11			228,242	72
1990	30	20				2	6			132,986	115
1989	2	1								5,100	233
1988	2	1					1			3,686	256
1985A	1										
Total	593	391	8	7	8	65	186			15,647,462	52

NATIONWIDE TOUR CAREER SUMMARY

Year	Events Played	Cuts Made	1st	2nd	3rd	Top 10	Top 25	Earnings	Money Rank
1990	2	1					1	1,125	204
Total	2	1					1	1,125	

TOP TOURNAMENT SUMMARY

Tournament	'85	'90	'91	'92	'93	'94	'95	'96	'97	'98	'99	'00
The Masters				T54	T39	T30	T12	T12	T26	T33	T14	CUT
US Open	CUT		CUT	CUT	1	CUT	T13	T10	T52	1	T46	T37
British Open				T39	T48	T35	T24	CUT	CUT	T24	70	CUT
PGA Championship				T21	T22	T66	T23	T8	4	CUT	CUT	T19
THE PLAYERS			CUT	CUT	T34	T35	1	T46	T37	T13	CUT	T9
TOUR Championship				T2	22		T20		T26	T24		
WGC-Accenture											T17	T33
WGC-Cadillac												
WGC-Bridgestone											T30	
WGC-HSBC Champions												
The Barclays		T7	CUT	T3	T3	1	T18	T73	T17		T10	
Deutsche Bank Championship												
BMW Championship		T56	T11		CUT		CUT	T8	T39	T3	CUT	T15

Tournament	'01	'02	'03	'04	'05	'06	'07	'08	'09	'10
The Masters	T31	CUT	CUT							
US Open	CUT	CUT	T55	T24	T57	CUT	T13	CUT		
British Open		T80	CUT							
PGA Championship	CUT	T53	T34		CUT					
THE PLAYERS	T18	CUT	68	CUT	T68					CUT
TOUR Championship										
WGC-Accenture		T33								
WGC-Cadillac										
WGC-Bridgestone										
WGC-HSBC Champions										
The Barclays	CUT	T46	T62	CUT	T32	CUT		T48	T20	
Deutsche Bank Championship			CUT	T37	T47	T44		CUT	CUT	
BMW Championship	CUT	T27				T42				

Miguel A Jimenez (me-geh- ANG-hel him-EN-ez)



EXEMPT STATUS: None/International Player

HEIGHT: 5-10

WEIGHT: 165

BIRTHDATE: January 5, 1964

BIRTHPLACE: Malaga, Spain

RESIDENCE: Malaga, Spain

FAMILY: Miguel Angel (5/7/95), Victor (1/5/99)

SPECIAL INTERESTS: Cars

TURNED PRO: 1982

JOINED TOUR: 2000

PGA TOUR BEST FINISHES:

2–1999 World Golf Championships-American Express Championship. T2–2000 U.S. Open Championship

BEST 2011 PGA TOUR FINSHES:

T5–World Golf Championships-Accenture Match Play Championship.

INTERNATIONAL VICTORIES:

(18): 1992 Piaget Belgian Open [Eur]. 1994 Heineken Dutch Open [Eur]. 1998 Turespana Masters Open Baleares [Eur], Trophee Lancome [Eur]. 1999 Turespana Masters Open [Eur], Volvo Masters [Eur]. 2003 Turespana Mallorca Classic [Eur]. 2004 Johnnie Walker Classic [Eur], Algarve Open [Eur], BMW Asian Open [Eur], BMW International Open [Eur]. 2005 Omega Hong Kong Open [Eur], Celtic Manor Resort Wales Open [Eur]. 2007 UBS Hong Kong Open [Eur]. 2008 BMW PGA Championship [Eur]. 2010 Omega Dubai Desert Classic [Eur], Alstom Open de France [Eur], Omega European Masters [Eur].

NATIONAL TEAMS:

Ryder Cup (4) 1999, 2004, 2008, 2010; World Cup (13): 1990, 1992, 1993, 1994, 2000, 2001, 2003,

2004, 2005, 2006, 2007, 2008, 2011; Dunhill Cup (10): 1990, 1992, 1993, 1994, 1995, 1996, 1997, 1998, 1999, 2000; Seve Trophy (7), 2000, 2002, 2003, 2005, 2007, 2009, 2011.

OTHER VICTORIES:

(5): 1988 Open de Linforatique [Fr]. 1999 Benson & Hedges Trophy [with Xonia Wunach-Ruiz], Oki Telepizza Olivia Nova [Sp], Dunhill Cup [with Sergio Garcia and Jose Maria Olazabal]. 2000 Dunhill Cup [with Miguel Angel Martin and Jose Maria Olazabal].

2011 PGA TOUR HIGHLIGHTS:

Advanced to the quarterfinals of the World Golf Championships-Accenture Match Play Championship for the first time since 2000. Defeated Yuta Ikeda (2 and 1), Ryan Palmer (4 and 2) and Ben Crane (7 and 6) before losing to Martin Kaymer (1-up)...Contended in South Korea before settling for a second-place finish at the Ballantine's Championship. Shot a final-round 71 to fall by a stroke to Lee Westwood. Opened his final round at Blackstone GC with bogeys on two of his first four holes and couldn't rally, making nothing but pars on his back nine. Shot four rounds in the 60s (68-65-69-67) to finish T2 in the Volvo Golf Champions...Shot a final-round 70 at the Andalucia Masters in his home country of Spain to fall to fellow countryman Sergio

Garcia by a stroke. It was his third runner-up performance of the season.

PERSONAL:

One of seven brothers, he took up golf at age 15 while picking up the balls at the range and caddying. Inspired by watching Seve Ballesteros, Sandy Lyle and Sam Torrance when he was caddying at the 1979 Spanish Open at Torrequebrada (Málaga). Nicknamed "The Mechanic," but enjoys driving cars as opposed to repairing them. Has an affinity for high-performance vehicles and owns a red Ferrari.

PLAYER STATISTICS:

Scoring Average	71.52	(N/A)
Driving Distance	280.5	(N/A)
Driving Accuracy Percentage	60.71%	(N/A)
Greens in Regulation Percentage	53.28%	(N/A)
Strokes Gained - Putting	.212	(N/A)

MISC STATISTICS:

CAREER PGA TOUR LOW ROUND/ROUND

62–2001 Bob Hope Chrysler Classic/2

LARGEST PGA TOUR PAYCHECK

\$400,000–1999 World Golf Championships-American Express Championship/2

HIGHEST OWGR RANK

After 2004 Through Week Ending: 1/2/2005/12

PGA TOUR CAREER SUMMARY

Year	Events Played	Cuts Made	1st	2nd	3rd	Top 10	Top 25	FedExCup Pts	FedExCup Rank	Earnings	Money Rank
2011	7	6				1	2			132,723	
2010	7	5					2			213,000	
2009	8	7				1	3			148,099	
2008	8	6				3	3			486,446	
2007	5	3					1			142,991	
2006	8	7					3			334,011	
2005	9	7					1			109,398	
2004	7	6					1			66,367	
2003	1										
2002	19	10				1	3			280,568	160
2001	15	6			1	2	4			464,457	107
2000	11	9		1		2	4			488,848	
1999	11	8		1		3	4			194,188	154
1998	1										
1997	1										
1996	3	2					1			26,631	227
1995	5	4					1			57,196	193
Total	126	86		2	1	13	33			3,144,923	

EUROPEAN TOUR 2011 SUMMARY

Year	Events Played	Cuts Made	1st	Earnings	Money Rank
2011	19	12		1,261,170	

ASIAN TOUR 2011 SUMMARY

Year	Events Played	Cuts Made	1st	Earnings	Money Rank
2011	2	2		117,013	

TOP TOURNAMENT SUMMARY

Tournament	'91	'93	'94	'95	'96	'97	'98	'99	'00	'01	'02	'03
The Masters				CUT				CUT	T49	T10	T9	CUT
US Open				T28				T23	T2	CUT		
British Open	T80	T51	CUT	T88	CUT	CUT	DQ	CUT	T26	T3	CUT	
PGA Championship				T13	T24			T10	T64	CUT		
THE PLAYERS								T38	CUT	CUT	CUT	
TOUR Championship												
WGC-Accenture								T33	T5			
WGC-Cadillac								P2	T25	CNL		
WGC-Bridgestone								T27	36	T36		
WGC-HSBC Champions												
The Barclays									T19	CUT	T73	
Deutsche Bank Championship												
BMW Championship												

Tournament	'04	'05	'06	'07	'08	'09	'10	'11
The Masters		T31	T11	T44	T8	T46	T12	T27
US Open	CUT	CUT	T16		T6	CUT	CUT	CUT
British Open	T47	T52	T41	T12	CUT	T13	T27	T25
PGA Championship	T31	T40	T65	CUT	CUT	T36	CUT	T64
THE PLAYERS		T46	T38		T32			
TOUR Championship								
WGC-Accenture	T33	T17	T17	T33	T33	T17	T33	T5
WGC-Cadillac	T16	T41			T26	75	T63	T55
WGC-Bridgestone	T27	57	T54		T10	T6	T22	72
WGC-HSBC Champions							T41	T38
The Barclays	T76							
Deutsche Bank Championship								
BMW Championship								

Brandt Jobe



EXEMPT STATUS: 51st on 2011 money list

HEIGHT: 5-11

WEIGHT: 180

BIRTHDATE: August 1, 1965

BIRTHPLACE: Oklahoma City, OK

RESIDENCE: Southlake, TX

FAMILY: Wife, Jennifer; Brittan Catherine (5/7/00), Jackson William (7/30/02)

SPECIAL INTERESTS: Sports, fishing, hunting

EDUCATION: UCLA (1988, History)

TURNED PRO: 1988

Q-SCHOOL: 1990

Nationwide Tour Alumnus

JOINED TOUR: 1991

PGA TOUR BEST FINISHES:

T2–2002 Michelob Championship at Kingsmill. T2–2005 BellSouth Classic. 2–2005 The INTERNATIONAL. T2–2011 the Memorial Tournament presented by Nationwide Insurance

BEST 2011 PGA TOUR FINSHES:

T2–the Memorial Tournament presented by Nationwide Insurance.

INTERNATIONAL VICTORIES:

(12): 1990 British Columbia Open [Can]. 1991 Payless Classic [Can]. 1994 Thailand Open [Asia], Mak-Young Classic [Asia], Malaysian Classic [Asia]. 1995 Bali Open [Asia], Mitsubishi Galant Tournament [Jpn]. 1997 Tokai Classic [Jpn], Golf Digest Tournament [Jpn]. 1998 Japan PGA Championship [Jpn], UBE Kosan Open [Jpn], Mizuno Open [Jpn].

2011 PGA TOUR HIGHLIGHTS:

Collected eight top-25 finishes in 28 starts, with four top-10 performances...Finished T7 at the Puerto Rico Open, notching his first top 10 since a T4 at the 2006 Memorial Tournament...Second top-10 came following rounds of 68-68 on the weekend to finish T8 at the Shell Houston Open...Finished T2 at the Memorial Tournament, one stroke behind winner Steve Stricker. Notched his first top-three showing since the 2005 season. With the finish, he registered his fourth runner-up performance in 283 starts on TOUR without a victory...Collected his 20th career top-10 on TOUR by finishing ninth at the BMW Championship, with rounds of 75-64-69-72. It was his first start in Chicago since 2006 (T50).

PERSONAL:

Interest in golf stemmed from his attendance at 1978 U.S. Open at Cherry Hills CC near Denver.

PLAYER STATISTICS:

Scoring Average	70.33	(36)
Driving Distance	298.5	(33)
Driving Accuracy Percentage	65.87%	(43)
Greens in Regulation Percentage	69.16%	(14)
Strokes Gained - Putting	.025	(100)

MISC STATISTICS:

CAREER PGA TOUR LOW ROUND/ROUND

62–2005 FUNAI Classic at the WALT DISNEY WORLD Resort/2

LARGEST PGA TOUR PAYCHECK

\$545,600–2011 the Memorial Tournament presented by Nationwide Insurance/T2

HIGHEST OWGR RANK

After 1998 Westin Texas Open/30

PGA TOUR CAREER SUMMARY

Year	Events Played	Cuts Made	1st	2nd	3rd	Top 10	Top 25	FedExCup Pts	FedExCup Rank	Earnings	Money Rank
2011	28	21		1		4	8	51	51	1,629,764	51
2010	1	1								35,317	
2009	8	6					3	160	160	265,841	177
2008	19	7					2	183	183	293,214	179
2007	5	1						246	246	11,016	252
2006	28	19				2	4			802,432	106
2005	27	22		2	1	6	10			2,133,149	27
2004	9	5				1	2			247,911	178
2003	22	16				1	4			691,604	91
2002	28	18		1	1	3	6			972,479	62
2001	30	17					5			407,065	124
2000	32	14				2	5			402,017	120
1999	13	10				1	4			272,100	141
1998	4	3				1	2			114,285	177
1997	1										
1996	2										
1995	4	1								3,969	313
1994	1	1								8,006	258
1993	1										
1992	2	1								6,340	257
1991	27	5					2			37,502	189
1990	1										
1987A	1										
Total	294	168		4	2	21	57			8,334,010	149

NATIONWIDE TOUR CAREER SUMMARY


Year	Events Played	Cuts Made	1st	2nd	3rd	Top 10	Top 25	Earnings	Money Rank
2010	23	12		1	1	5	9	194,176	30
2009	1								
1991	1								
Total	25	12		1	1	5	9	194,176	425

TOP TOURNAMENT SUMMARY

Tournament	'90	'91	'92	'94	'95	'96	'98	'99	'00	'01	'02	'03
The Masters								T14	48			
US Open	CUT		CUT	T39	T62	CUT			CUT	T52		T35
British Open					CUT		T52	CUT				
PGA Championship							CUT		T16			
THE PLAYERS								CUT		CUT	CUT	T32
TOUR Championship												
WGC-Accenture								T17	T33			
WGC-Cadillac												
WGC-Bridgestone												
WGC-HSBC Champions												
The Barclays		T14							T33		W/D	
Deutsche Bank Championship												
BMW Championship									CUT	T42	3	W/D

Tournament	'04	'05	'06	'08	'11
The Masters			T32		
US Open		T33	CUT	T18	T23
British Open			T41		
PGA Championship			CUT		T45
THE PLAYERS	T74		CUT		CUT
TOUR Championship		27			
WGC-Accenture			T33		
WGC-Cadillac		T25			
WGC-Bridgestone					
WGC-HSBC Champions					
The Barclays			T66		CUT
Deutsche Bank Championship		T8	T30		T61
BMW Championship		T63	T50		9

Dustin Johnson



EXEMPT STATUS: Multiple tournament winner (through 2014)

HEIGHT: 6-4

WEIGHT: 190

BIRTHDATE: June 22, 1984

BIRTHPLACE: Columbia, SC

RESIDENCE: Myrtle Beach, SC

FAMILY: Single

EDUCATION: Coastal Carolina University

TURNED PRO: 2007

Q-SCHOOL: 2007

JOINED TOUR: 2008

PGA TOUR VICTORIES (5):

2008 Turning Stone Resort Championship. 2009 AT&T Pebble Beach National Pro-Am. 2010 AT&T Pebble Beach National Pro-Am. 2010 BMW Championship. 2011 The Barclays

BEST 2011 PGA TOUR FINSHES:

1--The Barclays.

NATIONAL TEAMS:

The Presidents Cup (1), 2011; Ryder Cup (1), 2010; Walker Cup (2), 2007, 2009; Palmer Cup (1), 2007.

OTHER VICTORIES:

(1): 2010 Shark Shootout [with Ian Poulter]

2011 PGA TOUR HIGHLIGHTS:

Fourth full season on the PGA TOUR ended with a career-best fourth-place finish in the FedExCup...Kicked off the year with a T9 finish at the Hyundai Tournament of Champions...Finished third at the Farmers Insurance Open on the strength of a final-round 66...Opened with rounds of 69-69-65 at the World Golf Championships-Cadillac Championship to hold a two-stroke lead over Nick Watney, Matt Kuchar and Luke Donald. It was his fourth 54-hole lead on TOUR, and first since a final-round 11-over 82 at the 2010 U.S. Open led to a T8 finish. Final-round, 1-under 71 at TPC Blue Monster at Doral led to the first runner-up finish of his career, two

strokes behind Watney. Tied for the lead with Watney through 15 holes, the turning point may have been a pulled drive into the left-fairway bunker and ensuing bogey that dropped him from the lead. His previous-best finish in a World Golf Championships event was a 15th-place showing at the 2010 Bridgestone Invitational...Traveled to South Korea to play in the Ballantine's Championship. Contended until two back-nine bogeys Sunday derailed his chances at victory. He came back strong to finish fourth on the strength of back-to-back birdies on Nos. 17 and 18 at Blackstone GC...Finished fourth at the Memorial Tournament to record his first top 10 in four starts at Muirfield Village. Final-round 65 matched the best round of the day...Playing in the final group for the second time in 2011 (World Golf Championships-Cadillac Championship) and just one stroke behind Darren Clarke at the British Open, carded a 2-over 72 to finish T2, three behind Clarke. A missed cut at Turnberry in 2009 and at the 2011 PGA Championship remain his only missed cuts in 13 major championship starts. Kicked off the week in fine fashion, holing a wedge from 160 yards on the par-3 16th hole for his third career ace and the 22nd at the British Open since 1981...Stayed in Europe for a second consecutive week, turning in another top-10. Finished T6 at the Nordea Masters at Bro Hof Slott GC in Stockholm, Sweden...Carded a final-round 65, including a holed-bunker shot for eagle on the fourth hole, for a two-stroke come-from-behind win over Matt Kuchar at the Hurricane Irene-shortened Barclays. He moved from No. 19 to No. 1 in the FedExCup standings. With five career wins, including two in Playoffs events (2010 BMW Championship) and two in 54-hole fashion (2009 AT&T Pebble Beach National Pro-Am), he moved out of a tie with Sean O'Hair for most victories by a player currently in his 20s. Joined Tiger Woods (three), Steve Stricker (two), Camilo Villegas (two), Vijay Singh (two) and

Phil Mickelson (two) as only players with multiple victories in Playoffs events. Win made him the first player since Woods (1996-99) to go directly from college and win in his first four years on the PGA TOUR. Counting 2011, joined Mickelson (eight years dating to 2004) as the only players with wins in each of the last four seasons on TOUR...One of six rookies on the victorious U.S. Presidents Cup team, he struggled to a 1-3-1 record at Royal Melbourne GC.

PERSONAL:

Grandfather Art Whisnant played basketball at South Carolina and was a three-time all-Atlantic Coast Conference selection in the early 1960s...Younger brother Austin played guard for the Charleston Southern University basketball team...Can dunk a basketball and could palm a basketball as a seventh grader.

PLAYER STATISTICS:

Scoring Average	70.46	(51)
Driving Distance	314.2	(3)
Driving Accuracy Percentage	57.17%	(147)
Greens in Regulation Percentage	68.39%	(27)
Strokes Gained - Putting	-.497	(171)

MISC STATISTICS:

CAREER PGA TOUR LOW ROUND/ROUND
62--2009 Valero Texas Open/3

LARGEST PGA TOUR PAYCHECK
\$1,440,000--2011 The Barclays/1

HIGHEST OWGR RANK
After 2011 CIMB Asia Pacific Classic Malaysia/4

PGA TOUR CAREER SUMMARY

Year	Events Played	Cuts Made	1st	2nd	3rd	Top 10	Top 25	FedExCup Pts	FedExCup Rank	Earnings	Money Rank
2011	21	17	1	2	1	6	9	4	4	4,309,961	5
2010	23	20	2		1	7	12	5	5	4,473,122	4
2009	25	20	1			5	11	14	14	2,977,901	15
2008	30	17	1			3	6	134	134	1,789,895	42
2007	1										
Total	100	74	5	2	2	21	38			13,550,879	79

NATIONWIDE TOUR CAREER SUMMARY

Year	Events Played	Cuts Made	1st	2nd	3rd	Top 10	Top 25	Earnings	Money Rank
2007A	1	1							
Total	1	1							

EUROPEAN TOUR 2011 SUMMARY

Year	Events Played	Cuts Made	1st	Earnings	Money Rank
2011	4	3		282,294	

AUSTRALIAN TOUR 2011 SUMMARY

Year	Events Played	Cuts Made	1st	Earnings	Money Rank
2011	1	1		6,537	

TOP TOURNAMENT SUMMARY

Tournament	'08	'09	'10	'11
The Masters		T30	T38	T38
US Open	T48	T40	T8	T23
British Open		CUT	T14	T2
PGA Championship		T10	T5	CUT
THE PLAYERS	CUT	T79	T34	T57
TOUR Championship		27	T22	T23
WGC-Accenture		T33	T33	T33
WGC-Cadillac		T35	T56	2
WGC-Bridgestone		T22	15	T48
WGC-HSBC Champions				
The Barclays	CUT	T15	T9	1
Deutsche Bank Championship		T4	T57	T42
BMW Championship		T30	1	T65

Richard S Johnson



EXEMPT STATUS: Past Champion

HEIGHT: 5-7

WEIGHT: 145

BIRTHDATE: October 15, 1976

BIRTHPLACE: Stockholm, Sweden

RESIDENCE: Jupiter, FL

FAMILY: Wife, Linda; Vera Sophia (6/11/07)

SPECIAL INTERESTS: Snowboarding, tennis, cars

TURNED PRO: 1998

Q-SCHOOL: 2002

JOINED TOUR: 2003

PGA TOUR VICTORIES (1):

2008 U.S. Bank Championship in Milwaukee

BEST 2011 PGA TOUR FINSHES:

T21--The Honda Classic.

INTERNATIONAL VICTORIES:

(3): 1999 Neuchatel Open Golf Trophy [EurChall].
2002 ANZ Championship [Eur]. 2010 Nordea Scandinavian Masters [Eur].

2011 PGA TOUR HIGHLIGHTS:

Made 10 cuts in 23 starts, with his lone top-25 finish a T21 at The Honda Classic. Failed to finish inside the top 125 on the money list for the second time in four years.

PERSONAL:

Something of a daredevil sportsman as a teenager. Played handball at a high level in Sweden and was a tennis player from age 6. Took up skateboarding and competed in the Swedish Championships. Suffered seven broken ribs, and also broke a hand and a foot doing stunts...Started golf at 15 as his girlfriend's family played. Won two national junior events...Comes from an international background. His grandfather is an American (New Jersey) who married a Swede and settled in Sweden.

PLAYER STATISTICS:

Scoring Average	71.90	(176)
Driving Distance	276.6	(181)
Driving Accuracy Percentage	63.46%	(70)
Greens in Regulation Percentage	63.41%	(146)
Strokes Gained - Putting	.030	(99)

MISC STATISTICS:

CAREER PGA TOUR LOW ROUND/ROUND

63--2 times, most recent 2009 The 50th Bob Hope Classic hosted by Arnold Palmer/1

LARGEST PGA TOUR PAYCHECK

\$720,000--2008 U.S. Bank Championship in Milwaukee/1

HIGHEST OWGR RANK

After 2006 FedEx St. Jude Classic/94

PGA TOUR CAREER SUMMARY

Year	Events Played	Cuts Made	1st	2nd	3rd	Top 10	Top 25	FedExCup Pts	FedExCup Rank	Earnings	Money Rank
2011	23	10					1	184	184	212,106	186
2010	27	18				2	6	139	139	678,515	135
2009	26	17				2	5	91	91	687,077	119
2008	21	9	1			1	2	77	77	884,367	119
2007	32	15					3	159	159	377,951	165
2006	29	17		1		3	10			1,555,376	50
2005	16	9				4	5			689,364	116
2004	32	18				1	3			461,183	148
2003	28	16			1	2	3			559,021	120
2002	1										
Total	235	129	1	1	1	15	38			6,104,960	189

NATIONWIDE TOUR CAREER SUMMARY

Year	Events Played	Cuts Made	1st	2nd	3rd	Top 10	Top 25	Earnings	Money Rank
2008	2	1					1	6,300	210
2005	7	6				1	5	58,568	84
2002	2	2					1	7,177	192
Total	11	9				1	7	72,045	647

EUROPEAN TOUR 2011 SUMMARY

Year	Events Played	Cuts Made	1st	Earnings	Money Rank
2011	1	1		10,404	

TOP TOURNAMENT SUMMARY

Tournament	'03	'04	'05	'06	'07	'08	'09	'10
The Masters								
US Open	CUT							
British Open							T8	T74
PGA Championship			CUT	CUT		CUT		
THE PLAYERS		CUT		T27	CUT		T45	CUT
TOUR Championship								
WGC-Accenture								
WGC-Cadillac								
WGC-Bridgestone								
WGC-HSBC Champions								T34
The Barclays	T54	T66				T68	T31	
Deutsche Bank Championship	T42	T17	CUT	CUT		T21	72	
BMW Championship	CUT	T33		CUT				

Zach Johnson



EXEMPT STATUS: Winner, 2007 Masters Tournament; multiple tournament winner (through 2014)

HEIGHT: 5-11

WEIGHT: 160

BIRTHDATE: February 24, 1976

BIRTHPLACE: Cedar Rapids, IA

RESIDENCE: St. Simons Island, GA

FAMILY: Wife, Kim; Will (1/4/07), Wyatt (7/23/10)

SPECIAL INTERESTS: Movies, all sports, downhill skiing, spending time with wife and son, Drake University and University of Iowa athletics

EDUCATION: Drake University (1998, Business Management/Marketing)

TURNED PRO: 1998

Nationwide Tour Graduate (2003)

JOINED TOUR: 2004

PGA TOUR VICTORIES (7):

2004 BellSouth Classic. 2007 Masters Tournament. 2007 AT&T Classic. 2008 Valero Texas Open. 2009 Sony Open in Hawaii. 2009 Valero Texas Open. 2010 Crowne Plaza Invitational at Colonial

BEST 2011 PGA TOUR FINSHES:

T3--John Deere Classic.

NATIONAL TEAMS:

The Presidents Cup (2), 2007; 2009. Ryder Cup (2), 2006, 2010; World Cup (1), 2005.

OTHER VICTORIES:

(2): 2006 Wendy's 3-Tour Challenge [with Stewart Cink and Scott Verplank]. 2011 CVS Caremark Charity Classic [with Matt Kuchar].

2011 PGA TOUR HIGHLIGHTS:

Eighth season on the PGA TOUR included four top-10 finishes and a 40th-place finish in the FedExCup...Finished T6 at the Wells Fargo Championship, with his final three rounds all in the 60s. Had two eagles on par-4s in the final round, first by holing out from 105 yards on the par-4 opening hole and later by driving the green on the par-4 14th hole and draining a 14-foot putt. It was his first top 10 since the 2010 TOUR Championship presented by Coca-Cola...In his title defense, finished T4 at the Crowne Plaza Invitational at Colonial, thanks to a

final-round 65. It was the top performance by a defending champion at the Colonial since Phil Mickelson followed his 2000 win with a runner-up finish the following year...Teamed in June with Matt Kuchar to win the unofficial 36-hole CVS Caremark Charity Classic in record-setting fashion. The duo shot a 24-under 118 at Rhode Island CC to defeat the team of Davis Love III and the LPGA's Morgan Pressell by four strokes...In July, Cedar Rapids, IA, native and local favorite posted a final-round, 6-under 65 at the John Deere Classic to claim season-best T3 honors, good for his third top-10 finish of the season. With the finish, he extended his streak of claiming three or more top-10s in a year to eight consecutive seasons...Finished T6 at the World Golf Championships-Bridgestone Invitational. Only other top 10 at the Bridgestone Invitational was a T9 in 2005. Had a Firestone CC personal-best 64 in the third round...Carried a one-stroke lead over Tiger Woods into the final round of the Chevron World Challenge and held that same lead after a birdie on the par-5 16th hole. Fell one stroke shy, though, as Woods birdied the final two holes for a one-stroke win. It was Johnson's second runner-up finish at the event (2007).

PERSONAL:

Began playing golf at age 10...Lists his father and mother among his heroes. Father is a chiropractor...Huge Drake University and University of Iowa sports fan...The gallery at BellSouth Classic at first TOUR victory included a group of about 10 men from Iowa who gave him financial support early in his career, buying a stake in Zach for \$500 a share. Some were seeing him play as a pro for the first time. "It started out as a business, but it ended up as a business family," Johnson said of his relation-

ship with them. "It's unbelievable having them here. They would buy a couple stock shares in me and just allow me to go out and not have to worry about the necessities of traveling week to week."...When heavy rains caused flooding in the Midwest in the summer of 2008, stepped up to help. Served as the spokesman on a public service announcement and held a one-day golf event in Cedar Rapids, IA, that raised \$350,000. Was instrumental, along with Jerry Kelly, in starting the PGA TOUR Flood Relief effort, which donated approximately \$125,000 to the cause...In July of 2010, announced formation of the Zach Johnson Foundation that will benefit children in need in the Greater Cedar Rapids area. The Foundation's premier event will be the Zach Johnson Foundation Classic, a tournament that will feature at least four PGA TOUR players as well as some of the game's future superstars. Inaugural event will take place at Elmcrest CC in Cedar Rapids on Aug. 1, 2011.

PLAYER STATISTICS:

Scoring Average	69.97	(18)
Driving Distance	278.2	(177)
Driving Accuracy Percentage	71.06%	(8)
Greens in Regulation Percentage	66.38%	(67)
Strokes Gained - Putting	.573	(11)

MISC STATISTICS:

CAREER PGA TOUR LOW ROUND/ROUND
60--2 times, most recent 2009 Valero Texas Open/3

LARGEST PGA TOUR PAYCHECK
\$1,305,000--2007 Masters Tournament/1

HIGHEST OWGR RANK
After 2007 U.S. Open Championship/13

PGA TOUR CAREER SUMMARY

Year	Events Played	Cuts Made	1st	2nd	3rd	Top 10	Top 25	FedExCup Pts	FedExCup Rank	Earnings	Money Rank
2011	23	19			1	4	11	40	40	1,880,406	44
2010	25	23	1		1	3	13	17	17	2,916,993	19
2009	26	22	2	1	1	9	16	6	6	4,714,813	4
2008	25	19	1			3	7	131	131	1,615,123	53
2007	23	18	2	1		5	10	8	8	3,922,338	8
2006	27	21		2	1	4	9			2,452,250	24
2005	30	21		1	1	5	11			1,796,441	39
2004	30	24	1			5	15			2,417,685	19
2003	1										
2002	2	1					1			57,000	
2001	1										
Total	213	168	7	5	7	38	93			21,773,048	28

NATIONWIDE TOUR CAREER SUMMARY

Year	Events Played	Cuts Made	1st	2nd	3rd	Top 10	Top 25	Earnings	Money Rank
2003	20	19	2	4	3	11	16	494,882	1
2000	11	4					1	10,280	174
1999	2	1						945	227
Total	33	24	2	4	3	11	17	506,107	157

TOP TOURNAMENT SUMMARY

Tournament	'04	'05	'06	'07	'08	'09	'10	'11
The Masters		CUT	T32	1	T20	CUT	42	CUT
US Open	T48	CUT	CUT	T45	CUT	CUT	T77	T30
British Open	CUT	CUT	CUT	T20	T51	T47	T76	T16
PGA Championship	T37	T17	CUT	CUT	CUT	T10	T3	T59
THE PLAYERS		T8	T58	T16	CUT	T32	T22	T12
TOUR Championship	13		16	T2		T16	T9	
WGC-Accenture		T33	3	T33	T33	T17	T17	T33
WGC-Cadillac	10	T43	T45	T9	T9	T53	T37	T24
WGC-Bridgestone	T22	T9	T36	T11	T16	T15	T33	T6
WGC-HSBC Champions								
The Barclays	T23			T25	CUT	T28	T21	CUT
Deutsche Bank Championship	T13	CUT		T30		T19	T30	T16
BMW Championship	CUT	CUT	T21	T38		5	T15	T31

Brendan Jones



EXEMPT STATUS: None/International Player

HEIGHT: 6-2

WEIGHT: 200

BIRTHDATE: March 3, 1975

BIRTHPLACE: West Wyalong, New South Wales, Australia

RESIDENCE: Canberra, Australia

FAMILY: Wife, Adele

SPECIAL INTERESTS: Sydney Swans Australian Rules Football team

TURNED PRO: 1999

Nationwide Tour Graduate (2004)

JOINED TOUR: 2005

PGA TOUR BEST FINISHES:

T2–2005 B.C. Open

BEST 2011 PGA TOUR FINSHES:

T33–World Golf Championships-Accenture Match Play Championship.

INTERNATIONAL VICTORIES:

(10): 2002 Philip Morris KK Championship [Jpn]. 2003 Sun Chlorella Classic [Jpn]. 2004 Tsuruya Open [Jpn], Mizuno Open [Jpn]. 2006 Tsuruya Open [Jpn]. 2007 Golf Nippon Series JT Cup [Jpn], Mitsui Sumitomo Visa Taiheiyo Masters [Jpn], Tsuruya Open [Jpn]. 2010 Asia-Pacific Panasonic Open [Asia]. 2011 The Crowns [Jpn].

NATIONAL TEAMS:

World Cup (2), 2008, 2011.

2011 PGA TOUR HIGHLIGHTS:

He won The Crowns in May for his ninth Japan Golf Tour title. After getting into a playoff, he defeated South Korea's I.J. Jang with a 6-foot birdie putt on the first extra hole...Added two other top-fives on the Japan Golf Tour. He was T4 at the Token Home-mate Cup, and was solo fifth late in the season at the Dunlop Phoenix...A week after his Dunlop Phoenix performance, he teamed with Richard Green to represent Australia at the OMEGA Mission Hills World Cup, reprising the duo's 2008 pairing. The team led after the first round and contended all week until settling on a solo-fourth showing...Played in his third

Accenture Match Play Championship but lost in the first round for a third time.

PLAYER STATISTICS:

Scoring Average	74.06	(N/A)
Driving Distance	284.5	(N/A)
Driving Accuracy Percentage	42.86%	(N/A)
Greens in Regulation Percentage	50.00%	(N/A)

MISC STATISTICS:

CAREER PGA TOUR LOW ROUND/ROUND
64–2005 B.C. Open/2

LARGEST PGA TOUR PAYCHECK
\$198,000–2005 B.C. Open/T2

HIGHEST OWGR RANK
After 2011 Zurich Classic of New Orleans/52

PGA TOUR CAREER SUMMARY

Year	Events Played	Cuts Made	1st	2nd	3rd	Top 10	Top 25	FedExCup Pts	FedExCup Rank	Earnings	Money Rank
2011	2	1									
2009	2	2					1			53,113	
2008	5	4								18,686	
2006	9	3					1			68,760	225
2005	28	14		1		1	3			498,817	144
2004	3										
Total	49	24		1		1	5			639,375	

NATIONWIDE TOUR CAREER SUMMARY

Year	Events Played	Cuts Made	1st	2nd	3rd	Top 10	Top 25	Earnings	Money Rank
2007	2	2			1	1	2	42,113	117
2005	2	1						2,031	296
2004	8	6	1	3		5	5	292,715	6
2003	2	2					1	8,809	205
2002	1								
Total	15	11	1	3	1	6	8	345,667	239

JAPAN TOUR 2011 SUMMARY

Year	Events Played	Cuts Made	1st	Earnings	Money Rank
2011	18	15	1	647,827	

AUSTRALIAN TOUR 2011 SUMMARY

Year	Events Played	Cuts Made	1st	Earnings	Money Rank
2011	1	1		9,700	

TOP TOURNAMENT SUMMARY

Tournament	'04	'05	'08	'09	'10	'11
The Masters						
US Open	CUT					
British Open	CUT		T70			
PGA Championship	CUT		CUT	T24		CUT
THE PLAYERS						
TOUR Championship						
WGC-Accenture			T33	T33		T33
WGC-Cadillac			T40			
WGC-Bridgestone			T36			
WGC-HSBC Champions					T25	
The Barclays		T66				
Deutsche Bank Championship		T32				
BMW Championship		CUT				

Kent Jones



EXEMPT STATUS: Veteran Member

HEIGHT: 5-8

WEIGHT: 150

BIRTHDATE: January 8, 1967

BIRTHPLACE: Portales, NM

RESIDENCE: Albuquerque, NM

FAMILY: Wife, JoAnna; Lauren Marie (10/11/00), Samuel Kent (10/8/02)

SPECIAL INTERESTS: Reading, fishing

EDUCATION: University of New Mexico (1990, Business Administration; 1991, Masters, Business Administration)

TURNUED PRO: 1992

Q-SCHOOL: 1997, 1998, 2001, 2007, 2008

Nationwide Tour Graduate (2000)

JOINED TOUR: 1998

PGA TOUR BEST FINISHES:

T5–2010 Reno-Tahoe Open

BEST 2011 PGA TOUR FINSHES:

11–Mayakoba Golf Classic at Riviera Maya-Cancun.

2011 PGA TOUR HIGHLIGHTS:

Veteran member claimed three top-25 finishes, two of which came in his first five starts. For the first time since 2007, did not make a start on the Nationwide Tour.

PERSONAL:

College teammate of PGA TOUR member Tim Heron... Season ticket holder for New Mexico basketball and football... Traveled with his wife and dog for three years in recreational vehicle while playing the Canadian Tour (1993-94) and the Hooters Tour (1995). Finally sold the truck after putting more than 200,000 miles on it... Was inducted in the Carlsbad (NM) Athletic Hall of Fame... Favorite golf course played is Cypress Point. Would most like to play Augusta National. Never travels without his Amazon Kindle... Favorite college team is the University of New Mexico. Favorite professional teams are the Dallas Cowboys and Los Angeles Dodgers... Favorite TV show is "Modern Family." Favorite book is Stephen King's The Stand.

PLAYER STATISTICS:

Scoring Average	71.00	(113)
Driving Distance	285.0	(137)
Driving Accuracy Percentage	66.13%	(41)
Greens in Regulation Percentage	66.12%	(73)
Strokes Gained - Putting	-.001	(105)

MISC STATISTICS:

CAREER PGA TOUR LOW ROUND/ROUND
63–2005 Deutsche Bank Championship/3

LARGEST PGA TOUR PAYCHECK
\$154,100–2006 84 LUMBER Classic/T6

HIGHEST OWGR RANK
After 2004 MCI Heritage/165

PGA TOUR CAREER SUMMARY

Year	Events Played	Cuts Made	1st	2nd	3rd	Top 10	Top 25	FedExCup Pts	FedExCup Rank	Earnings	Money Rank
2011	25	14					3	139	139	360,624	159
2010	9	6				1	1	188	188	188,746	190
2009	24	12				1	2	180	180	301,879	171
2008	23	11					4	181	181	304,432	177
2007	30	17				2	6	165	165	651,108	134
2006	32	18				2	8			860,766	101
2005	32	17				2	4			629,944	123
2004	32	17				2	6			674,909	119
2003	23	13					7			539,737	122
2002	33	19				1	6			489,879	131
2001	28	7					1			87,308	201
1999	26	7					1			64,217	218
1998	29	17					2			133,339	171
1997	1										
1996	1	1								5,415	309
Total	348	176				11	51			5,292,304	206

NATIONWIDE TOUR CAREER SUMMARY

Year	Events Played	Cuts Made	1st	2nd	3rd	Top 10	Top 25	Earnings	Money Rank
2010	15	7				3	4	68,818	84
2009	1								
2008	1								
2003	2	1						1,520	313
2001	1								
2000	25	17	2			4	11	220,081	7
1999	1	1						953	226
1998	1								
1997	27	17		1		3	9	45,689	46
1996	25	10				1	3	14,830	101
1994	2								
1993	2	2						846	222
1992	1								
Total	104	55	2	1		11	27	352,736	232

TOP TOURNAMENT SUMMARY

Tournament	'96	'97	'98	'99	'01	'02	'03	'04	'05	'06	'07	'10
The Masters												
US Open	T82	CUT				T68	CUT			T48		T74
British Open												
PGA Championship												
THE PLAYERS								CUT	T75	CUT	CUT	
TOUR Championship												
WGC-Accenture												
WGC-Cadillac												
WGC-Bridgestone												
WGC-HSBC Champions												
The Barclays			T54	CUT	T65	CUT	T30	CUT	CUT	T47		
Deutsche Bank Championship							T13	T37	T10	T22		
BMW Championship			CUT	67		CUT		CUT	T60	81		

Matt Jones



EXEMPT STATUS: 133rd on 2011 money list
HEIGHT: 6-0
WEIGHT: 170
BIRTHDATE: April 19, 1980
BIRTHPLACE: Sydney, New South Wales, Australia
RESIDENCE: Scottsdale, AZ

FAMILY: Wife, Melissa
SPECIAL INTERESTS: Fantasy football, watching TV, relaxing
EDUCATION: Arizona State University (2001)
TURNED PRO: 2001
 Nationwide Tour Graduate (2007)
JOINED TOUR: 2008

PGA TOUR BEST FINISHES:

T4–2008 The Honda Classic. T4–2008 Buick Open

BEST 2011 PGA TOUR FINSHES:

T6–Zurich Classic of New Orleans.

2011 PGA TOUR HIGHLIGHTS:

Finished No. 127 in the FedExCup standings, the third time in four years he has just missed the PGA TOUR Playoffs (finished 127th in 2008 and 126th in 2009)...Once again enjoyed success at the

Zurich Classic of New Orleans. Following a T7 there in 2010, he opened with a 6-under 66 at TPC Louisiana, which he parlayed into his only top-10 of the year, a T6...Entered the Wyndham Championship No. 122 in the FedExCup standings but missed the cut and finished No. 127...Ended the season No. 133 on the official money list, nearly identical to his 134th-place finish in 2009 and 135th-place showing in 2008.

PLAYER STATISTICS:

Scoring Average	71.52	(153)
Driving Distance	293.9	(70)
Driving Accuracy Percentage	55.52%	(167)
Greens in Regulation Percentage	62.36%	(165)
Strokes Gained - Putting	-.002	(106)

MISC STATISTICS:

CAREER PGA TOUR LOW ROUND/ROUND
 63–2 times, most recent 2009 John Deere Classic/3

LARGEST PGA TOUR PAYCHECK
\$227,333–2008 The Honda Classic/T4

HIGHEST OWGR RANK
 After 2010 The Shark Shootout/121

PGA TOUR CAREER SUMMARY

Year	Events Played	Cuts Made	1st	2nd	3rd	Top 10	Top 25	FedExCup Pts	FedExCup Rank	Earnings	Money Rank
2011	25	10				1	5	127	127	602,392	133
2010	27	17				5	8	63	63	1,215,743	72
2009	17	12				2	4	126	126	593,313	134
2008	31	17				2	5	127	127	775,899	135
2005	1										
Total	101	56				10	22			3,187,348	276

NATIONWIDE TOUR CAREER SUMMARY

Year	Events Played	Cuts Made	1st	2nd	3rd	Top 10	Top 25	Earnings	Money Rank
2009	1	1			1	1	1	26,400	143
2007	25	18		4		6	9	302,227	7
2006	24	17				5	9	123,066	49
2005	14	8				1	3	44,976	98
2004	23	12				2	7	87,114	68
2002	8	4					1	11,844	167
Total	95	60		4	1	15	30	595,627	117

AUSTRALIAN TOUR 2011 SUMMARY

Year	Events Played	Cuts Made	1st	Earnings	Money Rank
2011	1	1		24,459	

TOP TOURNAMENT SUMMARY

Tournament	'08	'09	'10	'11
The Masters				
US Open		W/D		
British Open				
PGA Championship			CUT	
THE PLAYERS	CUT			T19
TOUR Championship				
WGC-Accenture				
WGC-Cadillac				
WGC-Bridgestone				
WGC-HSBC Champions				
The Barclays		CUT		T60
Deutsche Bank Championship				T33
BMW Championship				T37

Sunghoon Kang



EXEMPT STATUS: 120th on 2011 money list
HEIGHT: 5-8
WEIGHT: 170
BIRTHDATE: June 4, 1987
BIRTHPLACE: Jeju-do, South Korea
RESIDENCE: Seoul, South Korea; Irving, TX

FAMILY: Single
SPECIAL INTERESTS: Movies
EDUCATION: Yonsei University (2009)
TURNED PRO: 2007
JOINED TOUR: 2011

PGA TOUR BEST FINISHES:

T3–2011 Children's Miracle Network Hospitals Classic

BEST 2011 PGA TOUR FINISHES:

T3–Children's Miracle Network Hospitals Classic.

2011 PGA TOUR HIGHLIGHTS:

Claimed six top-25 finishes in 21 PGA TOUR starts. Of those, two were top-10s...Held the first-round lead by one stroke over Rickie Fowler and Alex Prugh at the Farmers Insurance Open after posting an opening 8-under 64. Finished T51 after making his first career cut in his second TOUR start...Had his first career top-10 at the Viking Classic. Posted a bogey-free, 8-under 64 in the third round en route to finishing T7...Second, and more timely top-10 finish of the season came at the last, the Children's Miracle Network Hospitals Classic. Birdied the 72nd

hole Sunday to finish T3, move inside the top-125 on the money list and retain his TOUR card for 2012. He began the week at No. 141...On the Nationwide Tour, finished runner-up to Garth Mulroy at the BMW Charity Pro-Am. Fired a 2-under 69 during the final round at Thornblade Club to join Mulroy at 18-under par and force the Tour's first playoff of the season. Handed Mulroy the win when he missed a short putt for par on the first extra hole. Was making his first career start on the Nationwide Tour and was attempting to become only the 13th player in Tour history to win in his initial start.

PERSONAL:

Began playing in 1996 because of his dad, a big golf fan...His only brother serves as his caddy...Golf instructors used include Hank Haney and Don Brown...Favorite course he's played is Pinx CC in his native South Korea...The courses he would most like to play are Augusta National and St. Andrews...Favorite professional team is the Los Angeles Lakers. Favorite TV show is "Radio

Star"...Favorite food is kalbe, and favorite athletes to watch are Tiger Woods and Kobe Bryant...Enjoys visiting European cities...Would round out his dream foursome with Woods, Jack Nicklaus and Ben Hogan.

PLAYER STATISTICS:

Scoring Average	70.85	(96)
Driving Distance	294.2	(68)
Driving Accuracy Percentage	61.82%	(93)
Greens in Regulation Percentage	64.78%	(116)
Strokes Gained - Putting	-.116	(126)

MISC STATISTICS:

CAREER PGA TOUR LOW ROUND/ROUND

64–3 times, most recent 2011 Farmers Insurance Open/1

LARGEST PGA TOUR PAYCHECK

\$244,400–2011 Children's Miracle Network Hospitals Classic/T3

PGA TOUR CAREER SUMMARY

Year	Events Played	Cuts Made	1st	2nd	3rd	Top 10	Top 25	FedExCup Pts	FedExCup Rank	Earnings	Money Rank
2011	21	11			1	2	6	160	160	702,382	120
Total	21	11			1	2	6			702,382	444

NATIONWIDE TOUR CAREER SUMMARY

Year	Events Played	Cuts Made	1st	2nd	3rd	Top 10	Top 25	Earnings	Money Rank
2011	6	4		1		1	2	76,981	75
Total	6	4		1		1	2	76,981	625

TOP TOURNAMENT SUMMARY

Tournament	'11
The Masters	
US Open	T39
British Open	
PGA Championship	
THE PLAYERS	
TOUR Championship	
WGC-Accenture	
WGC-Cadillac	
WGC-Bridgestone	
WGC-HSBC Champions	
The Barclays	
Deutsche Bank Championship	
BMW Championship	

Robert Karlsson



EXEMPT STATUS: 49th on 2011 money list

HEIGHT: 6-5

WEIGHT: 210

BIRTHDATE: September 3, 1969

BIRTHPLACE: Katrineholm, Sweden

RESIDENCE: Monaco

FAMILY: Wife, Ebba; Thea (2001), Ceasar (2004)

SPECIAL INTERESTS: Family, sports

TURNED PRO: 1989

JOINED TOUR: 2007

PGA TOUR BEST FINISHES:

T2–2010 St. Jude Classic presented by Smith & Nephew. 2–2011 FedEx St. Jude Classic

BEST 2011 PGA TOUR FINSHES:

P2–FedEx St. Jude Classic.

INTERNATIONAL VICTORIES:

(11): 1995 Turespana Open Mediterrania [Eur]. 1997 BMW International [Eur]. 1999 Belgacom Open [Eur]. 2001 Via Digital Open de Espana [Eur]. 2002 Omega European Masters [Eur]. 2006 The Celtic Manor Wales Open [Eur], Deutsche Bank Players Championship of Europe [Eur]. 2008 Mercedes-Benz Championship [Eur], Alfred Dunhill Links Championship [Eur]. 2010 Commercialbank Qatar Masters [Eur], Dubai World Championship [Eur].

NATIONAL TEAMS:

Ryder Cup (2), 2006, 2008; World Cup (5), 2001, 2007, 2008, 2009, 2011; Seve Trophy (4), 2000, 2002, 2007, 2009.

OTHER VICTORIES:

(1): 2008 OMEGA Mission Hills World Cup [with Henrik Stenson].

2011 PGA TOUR HIGHLIGHTS:

Career-best numbers produced in 2011 include top-10s (three), top-25s (six) and made cuts (14)...Playing in his first Crowne Plaza Invitational at Colonial, posted four sub-70 rounds to finish T5, his first top 10 since losing in a playoff in June at the 2010 St. Jude Classic...Entered the final round of the FedEx St. Jude Classic with a one-shot lead and forced a playoff with Harrison Frazar at 13-under by converting an 8-foot par putt on the 72nd hole. Fell to Frazar with a bogey on the third-extra hole (No. 12) and lost in a playoff at TPC Southwind for the second consecutive year. Posted four consecutive rounds in the 60s for the second year in a row. Is the first player on TOUR to finish runner-up in consecutive years at the same event since Tim Clark at the 2008-2009 Crowne Plaza Invitational at Colonial. Struggled over the final three holes in both the third and final round, playing Nos. 16-18 in 3-over. In his first six rounds at TPC Southwind, he played Nos. 16-18 in 7-under. Moved to No. 41 in the FedExCup standings, the highest position of his career, after collecting his second top 10 of the season...Equaled his best finish in 36 major championship starts with a T4 at the PGA Championship (2008 U.S. Open). Closed with matching 3-under 67s on the weekend to finish three strokes out of the Keegan Bradley-Jason Dufner playoff...Shot four rounds in the 60s at the Nedbank Challenge in Sun City, South Africa, in December to finish solo second, two strokes behind Lee Westwood.

PERSONAL:

In 2003 he decided to make a fresh start after years of feeling frustrated with both his game and life situation. Since then has worked hard with his attitude, as he has become more relaxed and content both on and off the course. His work with his Swedish coach, Annchristine Lundstrom, has helped enormously and he credits her for the hints she has given him to fully start taking personal leadership...At 6-5, one of the tallest players in golf...Son of a superintendent.

PLAYER STATISTICS:

Scoring Average	70.21	(26)
Driving Distance	299.2	(28)
Driving Accuracy Percentage	56.78%	(155)
Greens in Regulation Percentage	63.37%	(148)
Strokes Gained - Putting	.085	(90)

MISC STATISTICS:

CAREER PGA TOUR LOW ROUND/ROUND

64–2 times, most recent 2011 Deutsche Bank Championship/3

LARGEST PGA TOUR PAYCHECK

\$604,800–2011 FedEx St. Jude Classic/2

HIGHEST OWGR RANK

After 2008 Through Week Ending: 1/4/2009/6

PGA TOUR CAREER SUMMARY

Year	Events Played	Cuts Made	1st	2nd	3rd	Top 10	Top 25	FedExCup Pts	FedExCup Rank	Earnings	Money Rank
2011	18	14		1		3	6	46	46	1,779,815	49
2010	11	10		1		1	5			853,170	
2009	6	5					1			130,237	
2008	8	8				3	5			812,185	
2007	13	10				1	3			424,870	
2006	5	5					1			118,283	
2005	1										
2003	3	2									
2002	2	1								20,072	
2001	2										
2000	3										
1999	7	5				1	2			102,865	196
1998	5	1								5,750	305
1997	1										
1995	1										
Total	86	61		2		9	23			4,247,246	238

NATIONWIDE TOUR CAREER SUMMARY

Year	Events Played	Cuts Made	1st	2nd	3rd	Top 10	Top 25	Earnings	Money Rank
2000	1								
Total	1								

EUROPEAN TOUR 2011 SUMMARY

Year	Events Played	Cuts Made	1st	Earnings	Money Rank
2011	5	5		284,449	

ASIAN TOUR 2011 SUMMARY

Year	Events Played	Cuts Made	1st	Earnings	Money Rank
2011	1				

SUNSHINE TOUR 2011 SUMMARY

Year	Events Played	Cuts Made	1st	Earnings	Money Rank
2011	1	1		11,988	

TOP TOURNAMENT SUMMARY

Tournament	'89	'92	'93	'95	'97	'98	'99	'00	'01	'02	'03	'05
The Masters												
US Open						CUT				T45		CUT
British Open	T77	T5	CUT	CUT	CUT	CUT	CUT	CUT	CUT	CUT		
PGA Championship						T65	T41				CUT	
THE PLAYERS												
TOUR Championship												
WGC-Accenture											T33	
WGC-Cadillac							T53					
WGC-Bridgestone											T77	
WGC-HSBC Champions												
The Barclays												
Deutsche Bank Championship												
BMW Championship												

Tournament	'06	'07	'08	'09	'10	'11
The Masters			T8	CUT	T43	T27
US Open		CUT	T4		T27	T45
British Open	T35	CUT	T7		T14	CUT
PGA Championship	T29	T57	T20		T16	T4
THE PLAYERS		T6		T71	69	T26
TOUR Championship						
WGC-Accenture		T33	T33	T33	T17	T17
WGC-Cadillac	21	T11	T30	T31	62	T31
WGC-Bridgestone	T62	T69	T20		T65	T17
WGC-HSBC Champions					T34	T56
The Barclays						T52
Deutsche Bank Championship	T27					T16
BMW Championship						T37

Martin Kaymer (KY-mer)



EXEMPT STATUS: International Player
HEIGHT: 6-0
WEIGHT: 165
BIRTHDATE: December 28, 1984
BIRTHPLACE: Dusseldorf, Germany

RESIDENCE: Mettmann, Germany
FAMILY: Single
SPECIAL INTERESTS: Football, basketball, go-karting
TURNED PRO: 2005

PGA TOUR VICTORIES (2):

2010 PGA Championship. 2011 World Golf Championships-HSBC Champions

BEST 2011 PGA TOUR FINSHES:

2-World Golf Championships-Accenture Match Play Championship.

INTERNATIONAL VICTORIES:

(10): 2006 Vodafone Challenge [EurChall], Open des Volcans [EurChall]. 2008 Abu Dhabi Championship [Eur], BMW International Open [Eur]. 2009 Open de France [Eur], The Barclays Scottish Open [Eur]. 2010 Abu Dhabi Championship [Eur], KLM Open [Eur], Alfred Dunhill Links Championship [Eur]. 2011 Abu Dhabi Championship [Eur].

NATIONAL TEAMS:

Ryder Cup (1), 2010; World Cup (4), 2007, 2008, 2009, 2011.

2011 PGA TOUR HIGHLIGHTS:

Won twice, including a late-season victory at the World Golf Championships-HSBC Champions in Shanghai, China, and finished third in the Race to Dubai standings on the European Tour...Ascended

to No. 2 in the Official World Golf Ranking after rolling to an eight-stroke victory at the Abu Dhabi Championship on the European Tour. Entered the final round five strokes ahead of Rory McIlroy and shot a six-birdie, no-bogey 66 to win the event for a second consecutive year and third in four years. He had 25 birdies for the week against only one bogey, going bogey-free over the final 69 holes...Finished second at the World Golf Championships-Accenture Match Play Championship in his first PGA TOUR start of the year. En route to his runner-up finish, defeated Seung-yul Noh (7 and 6), Justin Rose (20 holes), Miguel Angel Jimenez (1-up) and Bubba Watson (2 and 1), before falling to Luke Donald (3 and 2) in the final. By virtue of making the championship match, passed Lee Westwood to become No. 1 in the Official World Golf Ranking, joining Bernhard Langer (1986) as the only Germans to become No 1 in the world...Added another second-place finish in Europe, at the Omega European Masters. In the final round at Crans-sur-Sierre, had eagles on the first and fifth holes, the latter on a par 4, and added birdies on Nos. 7 and 8 to turn in 6-under 30. But pars the rest of the way left him four strokes behind Thomas Bjorn...Began the final round of the World Golf Championships-HSBC Champions five strokes behind leader Fredrik Jacobson. Showed no sign of contending when he opened his final round with six consecutive pars at Sheshan International GC. He then went on a tear, making birdie on nine of his final 12 holes, including a back-nine 29, to storm to a three-stroke victory over Jacobson. His final-round 63 was the lowest score by a winner in a World Golf Championships stroke-play event...Playing in his fourth World Cup, represent-

ing Germany, he teamed with Alex Cejka to T2 at Mission Hills GC in Hainan, China. The duo shot a third-round, 11-under 61 in four-ball and trailed Ireland by two strokes going into the final round. A 3-under 69 in foursomes left Germany two strokes behind the winning U.S. team...A week later, he was in contention at the Nedbank Golf Challenge on the Sunshine Tour but struggled to a 4-under 76 in the final round to finish solo eighth.

PERSONAL:

Coached by Günther Kessler in his native Dusseldorf. Cites Ernie Els as his golf hero.

PLAYER STATISTICS:

Scoring Average	70.35	(N/A)
Driving Distance	291.7	(N/A)
Driving Accuracy Percentage	56.98%	(N/A)
Greens in Regulation Percentage	64.41%	(N/A)
Strokes Gained - Putting	.531	(N/A)

MISC STATISTICS:

CAREER PGA TOUR LOW ROUND/ROUND

66-2 times, most recent 2011 World Golf Championships-Cadillac Championship/1

LARGEST PGA TOUR PAYCHECK

\$1,350,000-2010 PGA Championship/1

HIGHEST OWGR RANK

After 2011 Valero Texas Open/1

PGA TOUR CAREER SUMMARY

Year	Events Played	Cuts Made	1st	2nd	3rd	Top 10	Top 25	FedExCup Pts	FedExCup Rank	Earnings	Money Rank
2011	10	8	1	1		1	5			344,209	
2010	10	7	1		1	4	6			1,762,793	
2009	11	9				1	3			454,657	
2008	8	5								37,638	
Total	39	29	2	1	1	6	14			2,599,297	

EUROPEAN TOUR 2011 SUMMARY

Year	Events Played	Cuts Made	1st	Earnings	Money Rank
2011	14	13	1	1,227,325	

SUNSHINE TOUR 2011 SUMMARY

Year	Events Played	Cuts Made	1st	Earnings	Money Rank
2011	1	1		2,867	

TOP TOURNAMENT SUMMARY

Tournament	'08	'09	'10	'11
The Masters	CUT	CUT	CUT	CUT
US Open	T53	CUT	T8	T39
British Open	80	T34	T7	T12
PGA Championship	CUT	T6	P1	CUT
THE PLAYERS		T55	T34	T19
TOUR Championship				
WGC-Accenture	T33	T17	T17	2
WGC-Cadillac	T57	T35	T3	T24
WGC-Bridgestone	T68	T60	T22	T29
WGC-HSBC Champions		T6	T30	1
The Barclays				
Deutsche Bank Championship				
BMW Championship				

Jerry Kelly



EXEMPT STATUS: 61st on 2011 money list

HEIGHT: 5-11

WEIGHT: 165

BIRTHDATE: November 23, 1966

BIRTHPLACE: Madison, WI

RESIDENCE: Madison, WI

FAMILY: Wife, Carol; Cooper Patrick (8/14/98)

SPECIAL INTERESTS: Son's sports teams, hockey, all sports

EDUCATION: University of Hartford (1989, Finance and Insurance)

TURNED PRO: 1989

Nationwide Tour Graduate (1995)

JOINED TOUR: 1996

PGA TOUR VICTORIES (3):

2002 Sony Open in Hawaii. 2002 Advil Western Open. 2009 Zurich Classic of New Orleans

BEST 2011 PGA TOUR FINSHES:

3--The Honda Classic.

NATIONAL TEAMS:

The Presidents Cup (1), 2003.

OTHER VICTORIES:

(2): 2006 Franklin Templeton Shootout [with Rod Pampling]. 2009 Shark Shootout [with Steve Stricker].

2011 PGA TOUR HIGHLIGHTS:

At No. 61, finished inside the top 125 on the money list for the 15th time in 16 seasons on the PGA TOUR (1997, finished No. 103)...Posted all four

rounds in the 60s to open the season with a T9 at the Sony Open in Hawaii, an event he won in 2002...Finished solo third at The Honda Classic, his best performance in 11 starts at the event. Opened with a 1-over 71 but followed with 67-68-68 to finish just two shots behind winner Rory Sabbatini...Finished T4 at the Wyndham Championship for his fifth top 10 in 14 starts in Greensboro...Finished T10 at the Deutsche Bank Championship for his fourth top-10 finish of the season (and second in three weeks). A final-round 72 snapped a streak of 11 consecutive rounds in the 60s...Closed the season with eight consecutive made cuts...Also finished T10 at the CIMB Asia Pacific Classic, with four rounds in the 60s.

PERSONAL:

University of Wisconsin volunteer assistant golf coach. Wife Carol's brother, Jim Schuman, played on Nationwide Tour from 1990-93 and is the Badgers' head coach and Kelly's instructor...All-city hockey selection in high school...University of Hartford golf teammates included TOUR members Tim Petrovic and Patrick Sheehan. Received an honorary doctor of humanities degree from the school in June 2009...Visited troops in the Persian Gulf

for Thanksgiving 2006 on a USO/Armed Forces Entertainment tour with TOUR members Corey Pavin, Donnie Hammond, Frank Lickliter II and Howard Twitty...Instrumental in starting the PGA TOUR Flood Relief effort, along with Zach Johnson, to support flooded communities in the Midwest in the summer of 2008. Also donated funds, toured parts of the devastated area and encouraged public support.

PLAYER STATISTICS:

Scoring Average	70.24	(29)
Driving Distance	275.6	(183)
Driving Accuracy Percentage	73.30%	(3)
Greens in Regulation Percentage	66.25%	(70)
Strokes Gained - Putting	.168	(70)

MISC STATISTICS:

CAREER PGA TOUR LOW ROUND/ROUND

62--2003 The Honda Classic/2

LARGEST PGA TOUR PAYCHECK

\$1,134,000--2009 Zurich Classic of New Orleans/1

HIGHEST OWGR RANK

After 2003 FedEx St. Jude Classic/18

PGA TOUR CAREER SUMMARY

Year	Events Played	Cuts Made	1st	2nd	3rd	Top 10	Top 25	FedExCup Pts	FedExCup Rank	Earnings	Money Rank
2011	26	17			1	4	8	38	38	1,451,797	61
2010	29	21			1	1	8	102	102	1,136,898	79
2009	26	19	1		1	6	11	22	22	2,562,648	23
2008	31	15		2	1	4	8	51	51	1,652,400	50
2007	28	21			1	7	10	32	32	1,978,034	36
2006	31	18		2		5	8			1,737,800	39
2005	31	21				4	11			1,352,487	58
2004	29	27			1	8	15			2,496,222	17
2003	30	23			1	10	16			2,158,342	26
2002	29	21	2			8	14			2,946,889	6
2001	31	21		1		7	11			1,491,607	35
2000	32	23				3	12			784,754	59
1999	34	22			1	2	8			533,702	77
1998	31	17				2	8			340,144	87
1997	34	13				3	7			234,257	103
1996	31	17		1		4	5			336,748	59
1995	2	1								4,733	306
1993	2										
1992	1										
1991	1										
Total	489	317	3	6	8	78	160			23,199,462	24

NATIONWIDE TOUR CAREER SUMMARY

Year	Events Played	Cuts Made	1st	2nd	3rd	Top 10	Top 25	Earnings	Money Rank
1995	28	23	2	1		15	19	188,878	1
1994	26	19				8	11	60,928	26
1993	28	15		1		3	10	61,074	25
Total	82	57	2	2		26	40	310,881	270

TOP TOURNAMENT SUMMARY

Tournament	'95	'96	'97	'98	'99	'00	'01	'02	'03	'04	'05	'06
The Masters								T20	48	T31	T20	
US Open					T57	T37		CUT	CUT	T40	83	
British Open			T44				CUT	T28	W/D	T47	CUT	T26
PGA Championship			CUT	W/D	T26	CUT	T44	CUT	CUT	CUT	T34	48
THE PLAYERS		CUT	CUT	T31	CUT	T42	4	T11	CUT	T6	CUT	CUT
TOUR Championship								4	T13	3		
WGC-Accenture								T33	T5	T5	T17	
WGC-Cadillac							CNL	T4	T21	T16		
WGC-Bridgestone								77	T53	T19		
WGC-HSBC Champions												
The Barclays		T73	T69	W/D	CUT		T56	T7	CUT	T32		CUT
Deutsche Bank Championship												CUT
BMW Championship	CUT	T35	CUT	CUT	CUT	T41	T5	1	T3	T33	T21	T30

Tournament	'07	'08	'09	'10	'11
The Masters	T5	CUT		T12	CUT
US Open	T7	CUT		T63	
British Open	T49	CUT		CUT	CUT
PGA Championship	CUT	CUT	CUT	CUT	T26
THE PLAYERS	T28	T32	CUT	T39	T64
TOUR Championship			T10		
WGC-Accenture		T33			
WGC-Cadillac				T50	
WGC-Bridgestone	T46		T11		
WGC-HSBC Champions			T54		
The Barclays	T9	T19	T52	CUT	T24
Deutsche Bank Championship	T65	CUT	T11		T10
BMW Championship	T49	T60	T49		T16

Troy Kelly



EXEMPT STATUS: 11th on 2011 Nationwide Tour money list
HEIGHT: 6-2
WEIGHT: 210
BIRTHDATE: August 2, 1978
BIRTHPLACE: Tacoma, WA
RESIDENCE: Tacoma, WA
FAMILY: Jennifer; Maddilyn (4/14/99)

SPECIAL INTERESTS: Traveling
EDUCATION: University of Washington (2003, Sociology)
TURNED PRO: 2003
Q-SCHOOL: 2008
 Nationwide Tour Graduate (2011)
JOINED TOUR: 2009

PGA TOUR BEST FINISHES:

T51–2009 Legends Reno-Tahoe Open

BEST 2011 PGA TOUR FINSHES:

T57–Waste Management Phoenix Open.

2011 PGA TOUR HIGHLIGHTS:

Finished No. 11 on the the Nationwide Tour in his third-consecutive season on that Tour. Had two runner-up finishes...Playing on a medical exemption, he finished runner-up to University of Georgia senior Russell Henley at the Stadion Classic at UGA, where he shared the 54-hole lead. Posted 5-under 66 in Saturday's third round to tie Henley for first. Final-round 70 left him two shots back but collected first-place money of \$99,000 due to Henley's amateur status...Had several chances for birdie down the stretch but couldn't capitalize and wound up T2 at The Rex Hospital Open. Was part of a six-way tie for the lead late in the day but finished one shot back

of winner Kyle Thompson, who birdied the 72nd hole for the win. Earned enough money to move to No. 2 on the season money list...Came back the next week with a T3 at the Preferred Health Systems Wichita Open. Was one stroke off the lead after 54 holes but managed a 1-under 70 on the final day at Crestview CC and finished 16-under for the week, two back of winner Mathew Goggin...Posted a 10-under 62 in the third round of the Cox Classic to move into contention. Eventually finished T9, his fourth top-10 of the season...Finished T57 at the Waste Management Phoenix Open in his only TOUR start of the year.

PERSONAL:

Said he started playing golf when "my dad put a club in my hand as soon as I could walk."...Golf career began at age 6 when he was the youngest player to start competing in Washington State Junior Golf Association Tournaments. Played WJGA events a record 12 years. He was the WJGA state champion at age 11 and 13. Compiled more than 40 junior golf

tournament titles, with his first win coming at age 7...Cites Fred Couples and Michael Jordan as his heroes...Non-golf related jobs held include home remodeling...At West Sound Academy in Poulsbo, WA, was a first-team all-league selection in basketball.

PLAYER STATISTICS:

Scoring Average	71.48	(N/A)
Driving Distance	288.3	(N/A)
Driving Accuracy Percentage	42.86%	(N/A)
Greens in Regulation Percentage	63.89%	(N/A)
Strokes Gained - Putting	.332	(N/A)

MISC STATISTICS:

CAREER PGA TOUR LOW ROUND/ROUND
 66–2009 Sony Open in Hawaii/2

LARGEST PGA TOUR PAYCHECK
\$13,542–2011 Waste Management Phoenix Open/T57

HIGHEST OWGR RANK
 After 2011 Wyndham Championship/273

PGA TOUR CAREER SUMMARY

Year	Events Played	Cuts Made	1st	2nd	3rd	Top 10	Top 25	FedExCup Pts	FedExCup Rank	Earnings	Money Rank
2011	1	1								13,542	
2009	17	3						239	239	25,828	238
2005	1										
Total	19	4								39,370	

NATIONWIDE TOUR CAREER SUMMARY

Year	Events Played	Cuts Made	1st	2nd	3rd	Top 10	Top 25	Earnings	Money Rank
2011	19	13		2	1	4	7	248,064	11
2010	10	4				1	2	35,361	122
2009	10	5		1		2	3	92,756	67
2007	6	2					1	5,696	231
Total	45	24		3	1	7	13	381,877	214

TOP TOURNAMENT SUMMARY

Tournament	'05
The Masters	
US Open	CUT
British Open	
PGA Championship	
THE PLAYERS	
TOUR Championship	
WGC-Accenture	
WGC-Cadillac	
WGC-Bridgestone	
WGC-HSBC Champions	
The Barclays	
Deutsche Bank Championship	
BMW Championship	

Skip Kendall



EXEMPT STATUS: Veteran Member

HEIGHT: 5-8

WEIGHT: 150

BIRTHDATE: September 9, 1964

BIRTHPLACE: Milwaukee, WI

RESIDENCE: Windermere, FL

FAMILY: Wife, Traci; Noah Jules (6/4/98), Remi Lynn (12/12/06);
Brady Thomas (6/22/09)

SPECIAL INTERESTS: Reading, sports, Green Bay Packers, gardening

EDUCATION: University of Nevada-Las Vegas (1987, Business Education)

TURNED PRO: 1987

Q-SCHOOL: 1992

Nationwide Tour Graduate (1994)

JOINED TOUR: 1993

PGA TOUR BEST FINISHES:

2–1998 Buick Invitational. 2–1999 Canon Greater Hartford Open. 2–2000 Southern Farm Bureau Classic. 2–2004 Bob Hope Chrysler Classic

on the Nationwide Tour in five starts was a T10 at the Children's Hospital Classic in October in Chattanooga, TN. He had not made a start on that Tour since April.

BEST 2011 PGA TOUR FINISHES:

T70–Arnold Palmer Invitational presented by MasterCard.

PERSONAL:

In 1994, became first Nationwide Tour player to serve as host of "Inside the PGA TOUR."... Serves as host for the Children's Hospital of Wisconsin/Skip Kendall Pro-Am for Kids, which began in 2000...Credited with showing the "claw" putting grip to Chris DiMarco in 1995. Putts with conventional grip.

2011 PGA TOUR HIGHLIGHTS:

Made just one cut in six PGA TOUR starts, a T70 at the Arnold Palmer Invitational. His lone top-10 finish

PLAYER STATISTICS:

Scoring Average	73.70	(N/A)
Driving Distance	269.8	(N/A)
Driving Accuracy Percentage	66.43%	(N/A)
Greens in Regulation Percentage	50.00%	(N/A)
Strokes Gained - Putting	.811	(N/A)

MISC STATISTICS:

CAREER PGA TOUR LOW ROUND/ROUND

63–7 times, most recent 2007 Mayakoba Golf Classic at Riviera Maya-Cancun/3

LARGEST PGA TOUR PAYCHECK

\$486,000–2004 Bob Hope Chrysler Classic/2

HIGHEST OWGR RANK

After 2000 BellSouth Classic/69

PGA TOUR CAREER SUMMARY

Year	Events Played	Cuts Made	1st	2nd	3rd	Top 10	Top 25	FedExCup Pts	FedExCup Rank	Earnings	Money Rank
2011	6	1						257	257	11,940	250
2010	18	11				1	2	179	179	304,439	178
2009	3	2					1	229	229	62,700	217
2008	6	1						255	255	7,910	256
2007	5	2				1	1	200	200	116,346	211
2006	22	14				1	5			439,934	157
2005	32	9					1			180,561	202
2004	29	20		1		2	7			1,206,438	64
2003	30	24				2	12			1,022,244	70
2002	31	20				2	8			653,594	101
2001	33	23				1	12			753,701	67
2000	32	24		1	1	3	7			947,118	50
1999	31	24		1		4	13			962,642	38
1998	30	22		1		5	13			796,564	32
1997	31	22			1	2	7			320,800	74
1996	2	1								5,415	309
1995	31	18				1	1			93,606	164
1994	4	2								8,392	257
1993	32	18				1	3			115,189	129
1992	1										
1991	1										
1990	1	1								2,118	275
1988	1										
1987	1										
Total	413	259		4	2	26	93			8,011,651	151

NATIONWIDE TOUR CAREER SUMMARY

Year	Events Played	Cuts Made	1st	2nd	3rd	Top 10	Top 25	Earnings	Money Rank
2011	5	3				1	2	20,300	140
2010	10	6				1	3	36,878	117
2009	24	12				4	6	115,432	58
2008	24	15			2	2	7	140,027	49
2007	23	13	1	1		3	5	195,802	26
2006	4	2					2	13,760	166
1996	26	20		1	1	9	16	107,396	9
1995	2	2				1	2	12,367	109
1994	26	20	2		2	5	13	131,067	5
1993	2	2			1	2	2	16,500	86
1992	22	17		1	1	4	10	54,178	23
1991	10	4			1	2	3	17,660	65
Total	178	116	3	3	8	34	71	861,367	45

TOP TOURNAMENT SUMMARY

Tournament	'91	'92	'93	'95	'96	'97	'98	'99	'00	'01	'02	'03
The Masters									56			
US Open		CUT			T82					CUT		
British Open							CUT					T59
PGA Championship							T10	T21	T27	T63	CUT	CUT
THE PLAYERS							68	T10	CUT	T26	CUT	T32
TOUR Championship												
WGC-Accenture										T33		
WGC-Cadillac												
WGC-Bridgestone												
WGC-HSBC Champions												
The Barclays			T44	DQ		T27		CUT	T33	T19	T25	T4
Deutsche Bank Championship												CUT
BMW Championship	CUT		T72	CUT		CUT	T17	T55	T55	T52	T58	T13

Tournament	'04	'05	'06
The Masters			
US Open	T17		T59
British Open	T11		
PGA Championship	73		
THE PLAYERS	CUT	CUT	
TOUR Championship			
WGC-Accenture			
WGC-Cadillac			
WGC-Bridgestone			
WGC-HSBC Champions			
The Barclays	T42	W/D	
Deutsche Bank Championship	T22	CUT	CUT
BMW Championship	T47	CUT	T58

J.J. Killeen



EXEMPT STATUS: 1st on 2011 Nationwide Tour money list
HEIGHT: 6-1
WEIGHT: 195
BIRTHDATE: October 22, 1981
BIRTHPLACE: San Diego, CA
RESIDENCE: Fort Worth, TX

FAMILY: Wife, Tasha; Olivia (7/31/10)
EDUCATION: Texas Christian University (2005, Communication Studies)
TURNED PRO: 2005
 Nationwide Tour Graduate (2011)
JOINED TOUR: 2012

2011 PGA TOUR HIGHLIGHTS:

After finishing between Nos. 44-56 in the three previous years on the Nationwide Tour, led the money list, thanks to two wins and 21 made cuts in 25 starts, including seven top-10 and 11 top-25 finishes. His performance earned him Player of the Year honors...Won his first Nationwide Tour title in convincing fashion by going wire to wire at the Utah Championship. Opened with a Willow Creek CC record-tying, 9-under 62 and held at least a share of the lead through the first 54 holes. Entered the final round tied with Jeff Gove and fired a bogey-free, 6-under 65 to Gove's 69 and won going away. Won the tournament with his dad, Joe, serving as his caddie. Mom, wife and daughter, Olivia, celebrating her first birthday, were also in the crowd...Kept the momentum going a week later, at the Cox Classic. Won for a second consecutive week and moved to second on the money list. Shot four rounds in the 60s, including a Friday 64 and a Saturday 63 at Champi-

ons Run, and held off Jonas Blixt by a stroke to win \$130,500, the largest payday of his career. His four rounds in Nebraska kept alive his streak of 16 consecutive under-par rounds, dating to the first round of the Chiquita Classic. His streak ended in the first round of the Price Cutter Charity Championship with a 2-over 74. During those 16 rounds, his stroke average was 67.25...First top-10 finish of the season was a solo fifth at the Melwood Prince George's County Open, where he finished third for the week in Putting...Followed with a T5 the next week at The Rex Hospital Open...Also finished T5 at the Mylan Classic near Pittsburgh in early September, thanks to an 8-under 63 in the final round. Earned enough money to vault back over Mathew Goggin and re-take the No. 1 spot on the money list...Continued his stellar season with a T10 at the Soboba Golf Classic, his 13th cut in 14 starts. Earned enough money to push his season total to \$407,554 to become only the 14th player in Tour history to top the \$400,000 mark in a single season.

PERSONAL:

Lists leading TCU to four team titles as his biggest thrill in golf. Took up golf seriously at age 10 with the encouragement of his dad and grandfather, who he lists as his heroes. His dad, Joe, is a Lubbock, TX, obstetrician and gynecologist. He will occasionally caddie for his son...Has his own Web site, jjkilleen.com...Despite living in Texas, remains a huge San Diego Chargers' fan. Compounded his humerus playing freshman football at Francis Parker School. Injury sidelined him from golf for one year. "I just got smoked, and that was the end of my football career."

MISC STATISTICS:

HIGHEST OWGR RANK
 After 2011 Frys.com Open/189

PGA TOUR CAREER SUMMARY

Year	Events Played	Cuts Made	1st	2nd	3rd	Top 10	Top 25	FedExCup Pts	FedExCup Rank	Earnings	Money Rank
Total											

NATIONWIDE TOUR CAREER SUMMARY

Year	Events Played	Cuts Made	1st	2nd	3rd	Top 10	Top 25	Earnings	Money Rank
2011	25	21	2			7	11	414,273	1
2010	28	16				3	6	122,170	55
2009	28	14				3	7	144,048	44
2008	29	12		1		1	6	117,264	56
2006	2								
Total	112	63	2	1		14	30	797,754	58

Anthony Kim



EXEMPT STATUS: Multiple tournament winner (through 2012)
HEIGHT: 5-10
WEIGHT: 160
BIRTHDATE: June 19, 1985
BIRTHPLACE: Los Angeles, CA
RESIDENCE: Dallas, TX

FAMILY: Single
SPECIAL INTERESTS: Basketball, football
EDUCATION: University of Oklahoma
TURNED PRO: 2006
Q-SCHOOL: 2006
JOINED TOUR: 2007

PGA TOUR VICTORIES (3):

2008 Wachovia Championship. 2008 AT&T National. 2010 Shell Houston Open

BEST 2011 PGA TOUR FINSHES:

T5-British Open Championship.

NATIONAL TEAMS:

The Presidents Cup (1), 2009; Ryder Cup (1), 2008, Walker Cup (1), 2005.

OTHER VICTORIES:

(1): 2009 Kiwi Challenge.

2011 PGA TOUR HIGHLIGHTS:

Despite a career-low two top 10s, still finished inside the top 100 in FedExCup points and earnings for the

fifth-consecutive season...Finished T6 at the Farmers Insurance Open in his third career start in the event. It was his first top-10 finish since T7 at the 2010 Wells Fargo Championship...Posted rounds of 72-68-70-70 to finish T5 at the British Open, five strokes behind Darren Clarke. Third career top-10 finish in a major championship...Two weeks later, opened 69-69-62 at The Greenbrier Classic to hold a one-stroke lead over eventual champion Scott Stallings through 54 holes. Stumbled home with a 4-over-par 74 in the final round to finish T14...Looking for his first win since the 2010 Shell Houston Open, he took a two-stroke lead into the final round of the Asian Tour-Korean Tour co-sanctioned CJ Invitational in South Korea. After opening with rounds of 68-66-68, he struggled to a 73 Sunday at Haesley Nine Bridges GC to finish third, four strokes behind winner K.J. Choi...At the Shanghai Masters, he dropped into a playoff with Rory McIlroy and then missed a 3-foot par putt on the first extra hole, while McIlroy made his 2-foot effort for par. The runner-up performance was worth \$750,000...Two weeks later, at the Barclays Singapore Open, he fired a final-round 64 in the rain-shortened event at Sentosa GC to T3, a stroke out of the Gonzalo Fernandez-Castano-Juvic Pagunsan playoff.

PERSONAL:

Serves as co-chair of the Young Ambassadors Council of The First Tee...Good friends with Major League Baseball first baseman Derek Lee.

PLAYER STATISTICS:

Scoring Average	70.78	(81)
Driving Distance	294.2	(68)
Driving Accuracy Percentage	46.99%	(186)
Greens in Regulation Percentage	61.58%	(176)
Strokes Gained - Putting	.232	(50)

MISC STATISTICS:

CAREER PGA TOUR LOW ROUND/ROUND
62-2 times, most recent 2011 The Greenbrier Classic/3

LARGEST PGA TOUR PAYCHECK
\$1,152,000-2008 Wachovia Championship/1

HIGHEST OWGR RANK
 After 2008 Valero Texas Open/6

PGA TOUR CAREER SUMMARY

Year	Events Played	Cuts Made	1st	2nd	3rd	Top 10	Top 25	FedExCup Pts	FedExCup Rank	Earnings	Money Rank
2011	26	14				2	7	79	79	1,085,846	87
2010	14	10	1	1	1	4	6	41	41	2,574,921	24
2009	22	17		1	2	3	8	35	35	1,972,155	39
2008	22	19	2	1	3	8	10	4	4	4,656,265	6
2007	26	20			1	4	10	47	47	1,545,195	60
2006	2	2		1		1	2			338,067	
Total	112	82	3	4	7	22	43			12,172,449	91

NATIONWIDE TOUR CAREER SUMMARY

Year	Events Played	Cuts Made	1st	2nd	3rd	Top 10	Top 25	Earnings	Money Rank
2006	2	1						1,550	298
Total	2	1						1,550	

ASIAN TOUR 2011 SUMMARY

Year	Events Played	Cuts Made	1st	Earnings	Money Rank
2011	3	3		399,663	

TOP TOURNAMENT SUMMARY

Tournament	'07	'08	'09	'10	'11
The Masters			T20	3	CUT
US Open	T20	T26	T16		T54
British Open		T7	CUT		T5
PGA Championship	T50	T55	T51	CUT	CUT
THE PLAYERS	CUT	T42	CUT		CUT
TOUR Championship		T3			
WGC-Accenture			T17	T33	T33
WGC-Cadillac			58	T22	60
WGC-Bridgestone		T36	T36	T76	
WGC-HSBC Champions			T10	T25	
The Barclays	T17	T12	T52	CUT	T24
Deutsche Bank Championship	CUT	T27	T36	CUT	CUT
BMW Championship	T52	T3	T23	T48	

Kyung-tae Kim



EXEMPT STATUS: None/International Player
HEIGHT: 5-10
WEIGHT: 160
BIRTHDATE: February 9, 1986
BIRTHPLACE: Kangwon Province, South Korea

RESIDENCE: Sunnam, South Korea
FAMILY: Single
SPECIAL INTERESTS: Billiards
EDUCATION: Yonsei University
TURNED PRO: 2006

PGA TOUR BEST FINISHES:

T4–2011 Wyndham Championship

BEST 2011 PGA TOUR FINSHES:

T4–Wyndham Championship.

INTERNATIONAL VICTORIES:

(8): 2006 Pocari Enerzen Open [Kor]. Samsung Benest Open [Kor]. 2007 GS Caltex Maekyung Open [Asia], SBS Tomatobank Open [Kor]. 2010 Diamond Cup Golf [Jpn], Japan Open [Jpn], Mynavi ABC Championship [Jpn]. 2011 Nagashima Shigeo Invitational Sega Sammy Cup [Jpn].

NATIONAL TEAMS:

The Presidents Cup (1), 2011; World Cup (1), 2008.

2011 PGA TOUR HIGHLIGHTS:

Ended the year No. 13 on the Japan Golf Tour order of merit...Won that Tour for the second consecutive year, taking the Nagashima Shigeo Invitational Sega Sammy Cup by four strokes over Ryo Ishikawa...Came close to picking up his first title of the season, finishing T2 at the Gateway to the Open Mizuno Open on the Japan Golf Tour. He entered the final round tied for the lead but lost by four strokes to Jun-Gong Hwang, ending in a tie with Ishikawa...Finished T6 at the World Golf Championships-Bridgestone Invitational. It was his first top 10 in four World Golf Championships starts...Ended T4 at the Wyndham Championship on the strength of four rounds in the 60s. It was his best finish on TOUR...He was one of three Koreans on the International Presidents Cup team, posing a 2-2-0 record in a losing cause at Royal Melbourne GC...Two weeks after The Presidents Cup, traveled to Sun City, South Africa, for the Nedbank Golf Challenge. Shot four consecutive 70s at Gary Player CC to finish solo fifth.

PERSONAL:

His father, Ki-Chang Kim, is a teaching pro, who got him started in the game at age 10.

PLAYER STATISTICS:

Scoring Average	70.49	(N/A)
Driving Distance	288.2	(N/A)
Driving Accuracy Percentage	62.50%	(N/A)
Greens in Regulation Percentage	64.48%	(N/A)
Strokes Gained - Putting	.747	(N/A)

MISC STATISTICS:

CAREER PGA TOUR LOW ROUND/ROUND

65–2011 Wyndham Championship/3

LARGEST PGA TOUR PAYCHECK

\$215,000–2011 World Golf Championships-Bridgestone Invitational/T6

HIGHEST OWGR RANK

After 2011 World Golf Championships-Bridgestone Invitational/18

PGA TOUR CAREER SUMMARY

Year	Events Played	Cuts Made	1st	2nd	3rd	Top 10	Top 25	FedExCup Pts	FedExCup Rank	Earnings	Money Rank
2011	9	7				2	2			291,309	
2010	2	2								38,102	
Total	11	9				2	2			329,412	

EUROPEAN TOUR 2011 SUMMARY

Year	Events Played	Cuts Made	1st	Earnings	Money Rank
2011	1	1		73,840	

ASIAN TOUR 2011 SUMMARY

Year	Events Played	Cuts Made	1st	Earnings	Money Rank
2011	4	4	1	100,137	

SUNSHINE TOUR 2011 SUMMARY

Year	Events Played	Cuts Made	1st	Earnings	Money Rank
2011	1	1		4,902	

JAPAN TOUR 2011 SUMMARY

Year	Events Played	Cuts Made	1st	Earnings	Money Rank
2011	12	11	1	742,271	

AUSTRALIAN TOUR 2011 SUMMARY

Year	Events Played	Cuts Made	1st	Earnings	Money Rank
2011	1	1		43,136	

TOP TOURNAMENT SUMMARY

Tournament	'10	'11
The Masters		T44
US Open		T30
British Open	T48	CUT
PGA Championship	T48	T59
THE PLAYERS		
TOUR Championship		
WGC-Accenture		T33
WGC-Cadillac		T49
WGC-Bridgestone		T6
WGC-HSBC Champions	T41	T49
The Barclays		
Deutsche Bank Championship		
BMW Championship		

Chris Kirk



EXEMPT STATUS: 2011 tournament winner (through 2013)

HEIGHT: 6-3

WEIGHT: 175

BIRTHDATE: May 8, 1985

BIRTHPLACE: Knoxville, TN

RESIDENCE: St. Simons Island, GA

FAMILY: Wife, Tahnee

SPECIAL INTERESTS: Paddle boarding, piano, skimboarding, fishing, kayaking

EDUCATION: University of Georgia (2007, Sports Business)

TURNUED PRO: 2007

Q-SCHOOL: 2007, 2009

Nationwide Tour Graduate (2010)

JOINED TOUR: 2011

PGA TOUR VICTORIES (1):

2011 Viking Classic

BEST 2011 PGA TOUR FINSHES:

1-Viking Classic.

NATIONAL TEAMS:

Walker Cup (1), 2007.

2011 PGA TOUR HIGHLIGHTS:

Enjoyed a banner year on the PGA TOUR, having claimed four top-10 finishes, highlighted by his first career TOUR win... Finished T7 at the Bob Hope Classic for first PGA TOUR top 10 in 11th career start. Posted a career-best 64 in the third round...Following four rounds in the 60s, claimed his then career-best TOUR finish with T2 honors at the Shell Houston Open in his last bid to earn a spot in the Masters field. His performance was just the third time on TOUR he had posted four consecutive rounds in the 60s...Carded a career-best, 7-

under 63 in the third round of the AT&T National en route to his third top 10 of the season, a T8, in his first appearance at the event...Parlayed a one-shot, third-round lead into his first victory on TOUR at the Viking Classic. Converted a clutch birdie on No. 17 to take a one-shot lead over George McNeill and Tom Pernice, Jr. Became the fifth rookie to win on TOUR. Since 1970, there has only been one season when five or more rookies won on TOUR (2004: Todd Hamilton, Zach Johnson, Vaughn Taylor, Andre Stolz and Ryan Palmer). Became the seventh player to make the Viking Classic his first win. Led the field with 23 birdies. Became the 13th winner of the Viking Classic to post all four rounds in the 60s and first since Heath Slocum in 2005. He made his professional debut at the 2007 Viking Classic (missed cut) via a sponsor's exemption...For the first time since 2006, did not make a start on the Nationwide Tour.

PERSONAL:

Loves to spend time at the beach. Lists winning the 2005 national championship as his biggest thrill in golf. Biggest thrill outside of golf was getting married...Favorite golf course played is Royal County Down. Would most like to play Cypress

Point GL...Favorite professional team is the Atlanta Braves. Favorite movie is "Troy" and favorite entertainer is Jack White. Favorite book is The Broker by John Grisham...Other favorites include lasagna and Roger Federer. Would round out his dream foursome with his dad and two brothers, preferably at Augusta National. Bucket list includes learning to be a good pianist, skydiving and bungee jumping.

PLAYER STATISTICS:

Scoring Average	70.41	(41)
Driving Distance	295.7	(56)
Driving Accuracy Percentage	56.47%	(161)
Greens in Regulation Percentage	66.67%	(58)
Strokes Gained - Putting	-.164	(140)

MISC STATISTICS:

CAREER PGA TOUR LOW ROUND/ROUND
63-2011 AT&T National/3

LARGEST PGA TOUR PAYCHECK
\$648,000-2011 Viking Classic/1

HIGHEST OWGR RANK
After 2011 Wyndham Championship/76

PGA TOUR CAREER SUMMARY

Year	Events Played	Cuts Made	1st	2nd	3rd	Top 10	Top 25	FedExCup Pts	FedExCup Rank	Earnings	Money Rank
2011	28	15	1	1		4	6	42	42	1,877,627	45
2010	1	1					1			54,480	
2009	2	1								11,651	
2008	3	3								37,724	
2007A	1										
2007	2										
Total	37	20	1	1		4	7			1,981,482	332

NATIONWIDE TOUR CAREER SUMMARY

Year	Events Played	Cuts Made	1st	2nd	3rd	Top 10	Top 25	Earnings	Money Rank
2010	21	17	2	2		7	11	411,206	2
2009	13	4					1	13,606	178
2008	19	10		1		1	3	88,441	77
2007A	1								
Total	54	31	2	3		8	15	513,253	154

TOP TOURNAMENT SUMMARY

<u>Tournament</u>	<u>'08</u>	<u>'09</u>	<u>'11</u>
The Masters			
US Open	T78	CUT	
British Open			
PGA Championship			T34
THE PLAYERS			CUT
TOUR Championship			
WGC-Accenture			
WGC-Cadillac			
WGC-Bridgestone			
WGC-HSBC Champions			
The Barclays			CUT
Deutsche Bank Championship			T31
BMW Championship			T31

Kevin Kisner



EXEMPT STATUS: T11 at 2011 PGA TOUR Qualifying Tournament
HEIGHT: 5-10
WEIGHT: 165
BIRTHDATE: February 15, 1984
BIRTHPLACE: Aiken, SC
RESIDENCE: Aiken, SC

FAMILY: Single

SPECIAL INTERESTS: Hunting, fishing, enjoying friends and family

EDUCATION: University of Georgia (2006 Business Management)

TURNED PRO: 2006

Nationwide Tour Graduate (2010)

JOINED TOUR: 2011

PGA TOUR BEST FINISHES:

T12–2011 Children’s Miracle Network Hospitals Classic

BEST 2011 PGA TOUR FINSHES:

T12–Children’s Miracle Network Hospitals Classic.

2011 PGA TOUR HIGHLIGHTS:

Saved his best for last, claiming his lone top-15 finish, a T12, in the season’s final event, the Children’s Miracle Network Hospitals Classic...In addition to his 24 PGA TOUR starts, the rookie made four Nationwide Tour starts, where he finished T5 at the Mylan Classic for his top performance. Posted the tournament-low, 9-under 62 in the second round at Southpointe GC after five birdies and two eagles,

one of which came at the par-4 18th hole...In December, finished T11 at the PGA TOUR Qualifying Tournament to earn fully-exempt status as a sophomore on TOUR in 2012.

PERSONAL:

Has one brother and one sister...Lists Todd Anderson and Hugh Royer III among his instructors...Favorite course he’s played is Augusta National and would like to play Pine Valley...Never travels without his computer. First car was a Chevrolet Blazer, and he now drives a BMW 328i...Favorite college team is the Georgia Bulldogs and favorite pro team is the Carolina Panthers...Always uses the head side of a coin to mark his golf ball...Favorite TV show is “24” and favorite entertainer is Chris Rock. Other favorites are macaroni and cheese, Peyton Manning and New York. Puts Tiger Woods, Will Smith and Megan Fox in his dream foursome.

Bucket list includes skydiving and driving a stock car. He is involved with The First Tee program.

PLAYER STATISTICS:

Scoring Average	71.86	(173)
Driving Distance	284.3	(145)
Driving Accuracy Percentage	60.96%	(109)
Greens in Regulation Percentage	60.59%	(184)
Strokes Gained - Putting	.132	(79)

MISC STATISTICS:

CAREER PGA TOUR LOW ROUND/ROUND
 64–2011 Viking Classic/2

LARGEST PGA TOUR PAYCHECK
 \$95,175–2011 Children’s Miracle Network Hospitals Classic/T12

HIGHEST OWGR RANK
 After 2011 Hyundai Tournament of Champions/231

PGA TOUR CAREER SUMMARY

Year	Events Played	Cuts Made	1st	2nd	3rd	Top 10	Top 25	FedExCup Pts	FedExCup Rank	Earnings	Money Rank
2011	24	10					1	195	195	270,170	181
Total	24	10					1			270,170	516

NATIONWIDE TOUR CAREER SUMMARY

Year	Events Played	Cuts Made	1st	2nd	3rd	Top 10	Top 25	Earnings	Money Rank
2011	4	3				1	2	29,256	125
2010	26	16	1	1		6	10	279,292	11
2009	6	2					2	16,342	170
2006	1								
Total	37	21	1	1		7	14	324,890	259

Jeff Klauk (CLOWK)



EXEMPT STATUS: Major Medical Extension

HEIGHT: 6-0

WEIGHT: 185

BIRTHDATE: November 28, 1977

BIRTHPLACE: Boynton Beach, FL

RESIDENCE: St. Augustine, FL

FAMILY: Wife, Shanna; Jackson Matthew (5/18/05), Bridget Anne (9/18/2008)

SPECIAL INTERESTS: Fishing, Florida Gators football and basketball

EDUCATION: Florida Southern College (2000, Sports Management)

TURNED PRO: 2000

Nationwide Tour Graduate (2008)

JOINED TOUR: 2009

PGA TOUR BEST FINISHES:

4–2009 The Honda Classic. T4–2009 U.S. Bank Championship in Milwaukee. T4–2009 Justin Timberlake Shriners Hospitals for Children Open

BEST 2011 PGA TOUR FINSHES:

T36–The Heritage.

2011 PGA TOUR HIGHLIGHTS:

Will play with a Major Medical Extension in 2012 due to a back injury from 2010. Will have eight events to earn \$578,937 to equal No. 125 from 2010...Played in just eight events, with a T68 at the Sony Open in Hawaii and T36 at The Heritage his only made cuts.

PERSONAL:

Credits his father for giving him his start in golf. Father, Fred, served as the superintendent at TPC Sawgrass in Ponte Vedra Beach, FL, before retiring in 2008. Father was chosen as Golfweek Golf Father of the Year in 2000. Wife, Shanna (Nagy), won nine collegiate titles and was NCAA Division II Championship winner in 1996 and 1998 at Florida Southern. Was a 2006 inductee into the Florida Southern College and the Sunshine State Conference Hall of Fame. Brother John joined the 2004 Nationwide Tour after a successful college career at the University of Texas. Younger brother, Jason, was a distance runner for the University of Florida track team.

PLAYER STATISTICS:

Scoring Average	72.00	(N/A)
Driving Distance	276.6	(N/A)
Driving Accuracy Percentage	65.59%	(N/A)
Greens in Regulation Percentage	60.00%	(N/A)
Strokes Gained - Putting	.349	(N/A)

MISC STATISTICS:

CAREER PGA TOUR LOW ROUND/ROUND

64–2009 U.S. Bank Championship in Milwaukee/1

LARGEST PGA TOUR PAYCHECK

\$268,800–2009 The Honda Classic/4

HIGHEST OWGR RANK

After 2009 Valero Texas Open/138

PGA TOUR CAREER SUMMARY

Year	Events Played	Cuts Made	1st	2nd	3rd	Top 10	Top 25	FedExCup Pts	FedExCup Rank	Earnings	Money Rank
2011	8	2						228	228	34,364	232
2010	13	6					2	181	181	173,676	192
2009	29	21				3	6	90	90	1,243,696	71
2003	1										
Total	51	29				3	8			1,451,736	382

NATIONWIDE TOUR CAREER SUMMARY

Year	Events Played	Cuts Made	1st	2nd	3rd	Top 10	Top 25	Earnings	Money Rank
2011	4	3					1	7,873	188
2010	3	2					1	11,350	172
2008	27	17	1	3		6	12	407,418	3
2007	30	23			1	4	12	168,702	34
2006	23	7			1	2	2	50,553	100
2005	24	7				2	4	50,121	94
2004	26	16				4	9	106,427	55
2003	25	14	1			1	5	132,912	34
2002	22	12		2		5	6	146,316	22
2001	1								
2000A	1								
Total	186	101	2	5	2	24	52	1,081,671	16

TOP TOURNAMENT SUMMARY

Tournament	'09	'10
The Masters		
US Open		
British Open		
PGA Championship		
THE PLAYERS	T14	CUT
TOUR Championship		
WGC-Accenture		
WGC-Cadillac		
WGC-Bridgestone		
WGC-HSBC Champions		
The Barclays	CUT	
Deutsche Bank Championship	CUT	
BMW Championship		

Colt Knost (NOAST)



EXEMPT STATUS: T24 at 2011 PGA TOUR Qualifying Tournament
HEIGHT: 5-9
WEIGHT: 215
BIRTHDATE: June 26, 1985
BIRTHPLACE: Garrettsville, OH
RESIDENCE: Dallas, TX

FAMILY: Single

SPECIAL INTERESTS: Dallas sports teams, movies, card games

EDUCATION: Southern Methodist University (2007, Sociology)

TURNED PRO: 2007

Nationwide Tour Graduate (2008, 2010)

JOINED TOUR: 2009

PGA TOUR BEST FINISHES:

T15–2011 FedEx St. Jude Classic

BEST 2011 PGA TOUR FINSHES:

T15–FedEx St. Jude Classic.

NATIONAL TEAMS:

Walker Cup (1), 2007.

2011 PGA TOUR HIGHLIGHTS:

Made 27 PGA TOUR starts, with one top-15 finish, a T15 at the FedEx St. Jude Classic. Made three

Nationwide Tour starts, with two made cuts...In December, successfully made his way through the PGA TOUR Qualifying Tournament, finishing T24, good for a return trip to the TOUR in 2012.

PERSONAL:

Lists winning the U.S. Amateur and Walker Cup as his biggest thrills in golf. Lists Royal County Down GC as his favorite golf course...Would most like to play Augusta National GC...Favorite college team is the Texas Longhorns. Favorite professional team is the Dallas Cowboys. Favorite movie is "Top Gun" and favorite vacation spot is Las Vegas. Would round out his dream foursome with Tiger Woods, Charles Barkley and Michael Jordan.

PLAYER STATISTICS:

Scoring Average	71.75	(170)
Driving Distance	279.0	(176)
Driving Accuracy Percentage	66.02%	(42)
Greens in Regulation Percentage	62.01%	(171)
Strokes Gained - Putting	.331	(36)

MISC STATISTICS:

CAREER PGA TOUR LOW ROUND/ROUND

63–2009 The 50th Bob Hope Classic hosted by Arnold Palmer/4

LARGEST PGA TOUR PAYCHECK

\$84,000–2011 FedEx St. Jude Classic/T15

HIGHEST OWGR RANK

After 2009 The 50th Bob Hope Classic hosted by Arnold Palmer/212

PGA TOUR CAREER SUMMARY

Year	Events Played	Cuts Made	1st	2nd	3rd	Top 10	Top 25	FedExCup Pts	FedExCup Rank	Earnings	Money Rank
2011	27	12					1	156	156	296,817	174
2010	1										
2009	24	11					1	188	188	180,754	193
2008	5	1								16,129	
2007A	1	1									
2007	3	2								27,483	
Total	61	27					2			521,183	471

NATIONWIDE TOUR CAREER SUMMARY

Year	Events Played	Cuts Made	1st	2nd	3rd	Top 10	Top 25	Earnings	Money Rank
2011	3	2						3,173	238
2010	26	15		1	2	4	8	261,090	15
2009	2								
2008	22	14	2		1	4	7	329,509	6
Total	53	31	2	1	3	8	15	593,771	110

Russell Knox



EXEMPT STATUS: 12th on 2011 Nationwide Tour money list
HEIGHT: 5-10
WEIGHT: 155
BIRTHDATE: June 21, 1985
BIRTHPLACE: Inverness, Scotland
RESIDENCE: Jacksonville Beach, FL
FAMILY: Single

SPECIAL INTERESTS: Soccer, movies

EDUCATION: Jacksonville University (2007, Business Management)

TURNED PRO: 2007

Nationwide Tour Graduate (2011)

JOINED TOUR: 2012

2011 PGA TOUR HIGHLIGHTS:

Missed the cut at the Transitions Championship in his only career start on the PGA TOUR...Earned his TOUR card for the 2012 season with a No. 12 finish on the Nationwide Tour money list, making the cut in 17 of 20 starts...Was a Monday qualifier at the Fresh Express Classic, where he finished T2 in the weather-shortened event. Missed a birdie putt on his final hole in the third round that would have tied him with Mathew Goggin. Sunday's final round was delayed by morning fog and later cancelled in the afternoon when heavy fog rolled into the northern California area. Was tied for the lead and on the eighth hole when play was called. Runner-up check of \$52,800 was enough to earn him Special Temporary Membership on Tour for the remainder of

the season...Made the cut in five of his next seven starts before breaking through with his first career win at the Chiquita Classic in mid-July. Moved into contention with opening rounds of 68-66 and then grabbed the 54-hole lead with a third-round 63. Held off challengers with a final-round 66 to win by three. First-place check of \$99,000 moved him from No. 27 to No. 5 on the money list (eventually finished No. 12)...Added a T7 at the Cox Classic, where he shared the 36-hole lead with Ken Duke.

sonville Open in his adopted hometown.

PLAYER STATISTICS:

Scoring Average	72.60	(N/A)
Driving Distance	278.3	(N/A)
Driving Accuracy Percentage	61.54%	(N/A)
Greens in Regulation Percentage	61.11%	(N/A)
Strokes Gained - Putting	-.500	(N/A)

MISC STATISTICS:

CAREER PGA TOUR LOW ROUND/ROUND
71-2011 Transitions Championship/1

HIGHEST OWGR RANK
After 2011 The Barclays/263

PERSONAL:

His childhood nickname was "Roo," and family members wore shirts with "Roo's Crew" printed on the front to show their support at the Winn-Dixie Jack-

PGA TOUR CAREER SUMMARY

Year	Events Played	Cuts Made	1st	2nd	3rd	Top 10	Top 25	FedExCup Pts	FedExCup Rank	Earnings	Money Rank
2011	1										
Total	1										

NATIONWIDE TOUR CAREER SUMMARY

Year	Events Played	Cuts Made	1st	2nd	3rd	Top 10	Top 25	Earnings	Money Rank
2011	20	17	1	1		3	8	242,821	12
2010	2	1				1	1	14,550	160
2009	1								
Total	23	18	1	1		4	9	257,371	332

Jason Kokrak (COKE-rack)



EXEMPT STATUS: 4th on 2011 Nationwide Tour money list
HEIGHT: 6-4
WEIGHT: 225
BIRTHDATE: May 22, 1985
BIRTHPLACE: North Bay, Ontario, Canada
RESIDENCE: Warren, OH

FAMILY: Wife, Stephanie
SPECIAL INTERESTS: All sports
EDUCATION: Xavier University (2007, Communications)
TURNED PRO: 2008
 Nationwide Tour Graduate (2011)
JOINED TOUR: 2012

2011 PGA TOUR HIGHLIGHTS:

Managed five top 10s in 16 starts on the Nationwide Tour, finishing the season No. 4 on the money list and wrapping up his PGA TOUR card for the first time...In only his fifth start of the season, finished T9 in late July at the Utah Championship on the strength of four under-par rounds, highlighted by a third-round, 7-under 64...Finished T13 at the Price Cutter Charity Championship and T4 at the Midwest Classic in Kansas City in successive weeks...In September, he captured his first Tour title, at the Albertsons Boise Open, in his 11th start of the year. Shot rounds of 68-68-63-67 (18-under) to defeat John Mallinger by two strokes. Did not secure a spot in the field until Tuesday of tournament week. Played the final 59 holes with only one bogey. Moved from 70th on the money list to 13th...Four weeks later, he won his second title, the Miccosukee Championship, by a convincing seven shots over Mark Anderson after leading by three strokes through the first three rounds. Rounds of 63-66-69-66-264 (20-under) gave him the second-largest winning margin of the year and fifth best in Tour history. He jumped seven spots on the money list to No. 4...Two weeks

later, posted opening 67s to share the 36-hole lead with Daniel Chopra at the Nationwide Tour Championship in Charleston, SC. Battled through windy conditions on Saturday and posted a 3-over 75 but managed to hang onto the lead heading into Sunday's closer. Never got untracked on the final day and carded another 75 to fall six off the pace and tied for fifth. Ended the season at No. 4 on the money list...In his first start as a professional on the PGA TOUR, and just the second overall, missed the cut at the Transitions Championship.

PERSONAL:

Lists Joe Allen, Denis Miller and John Piona as instructors...Says winning back-to-back state high school championships is his biggest thrill in golf...Favorite course is Oakmont CC and would like to play Pebble Beach. Favorite teams are the Ohio State Buckeyes and the professional teams in Cleveland. "Fight Club" is his favorite movie. Favorite athlete to watch "used to be LeBron James." Favorite vacation spots are in Florida...Would round out his dream foursome with Arnold Palmer, Jack Nicklaus

and Fred Couples...Was born in Canada, while his mother was visiting her homeland. Mom returned with her new son to Ohio within a week to the state he still considers home...Believed he held dual citizenship in Canada and the U.S. but found out he was not a U.S. citizen at age 14 when he traveled to Ireland for a junior tournament. After some difficulty, he returned to the U.S., and had to pass his citizenship test, which he did.

PLAYER STATISTICS:

Scoring Average	73.10	(N/A)
Driving Distance	280.8	(N/A)
Driving Accuracy Percentage	46.15%	(N/A)
Greens in Regulation Percentage	50.00%	(N/A)
Strokes Gained - Putting	-.361	(N/A)

MISC STATISTICS:

CAREER PGA TOUR LOW ROUND/ROUND

71-2011 Transitions Championship/1

HIGHEST OWGR RANK

After 2011 Through Week Ending: 11/14/2011/186

PGA TOUR CAREER SUMMARY

Year	Events Played	Cuts Made	1st	2nd	3rd	Top 10	Top 25	FedExCup Pts	FedExCup Rank	Earnings	Money Rank
2011	1										
2007A	1										
Total	2										

NATIONWIDE TOUR CAREER SUMMARY

Year	Events Played	Cuts Made	1st	2nd	3rd	Top 10	Top 25	Earnings	Money Rank
2011	16	11	2			5	7	338,092	4
2010	3	2					1	14,235	161
2007A	1	1							
Total	20	14	2			5	8	352,327	233

TOP TOURNAMENT SUMMARY

Tournament	'07
The Masters	
US Open	CUT
British Open	
PGA Championship	
THE PLAYERS	
TOUR Championship	
WGC-Accenture	
WGC-Cadillac	
WGC-Bridgestone	
WGC-HSBC Champions	
The Barclays	
Deutsche Bank Championship	
BMW Championship	

Greg Kraft



EXEMPT STATUS: Past Champion

HEIGHT: 5-11

WEIGHT: 180

BIRTHDATE: April 4, 1964

BIRTHPLACE: Detroit, MI

RESIDENCE: Clearwater, FL

FAMILY: Single

SPECIAL INTERESTS: Sports

EDUCATION: University of Tampa (1986, Business)

TURNED PRO: 1986

Q-SCHOOL: 1991, 1992, 1995, 2005

Nationwide Tour Alumnus

JOINED TOUR: 1992

PGA TOUR VICTORIES (1):

2008 Puerto Rico Open presented by Banco Popular

BEST 2011 PGA TOUR FINSHES:

65--Puerto Rico Open presented by seepuertorico.com.

OTHER VICTORIES:

(1): 1993 Deposit Guaranty Golf Classic [unofficial PGA TOUR win]

2011 PGA TOUR HIGHLIGHTS:

In his lone start on the PGA TOUR, finished 65th at the Puerto Rico Open, site of his 2008 TOUR win.

PERSONAL:

Interested in race cars of any kind, particularly Porsches.

PLAYER STATISTICS:

Scoring Average 72.77 (N/A)

MISC STATISTICS:

CAREER PGA TOUR LOW ROUND/ROUND
61--1999 MasterCard Colonial/3

LARGEST PGA TOUR PAYCHECK
\$630,000--2008 Puerto Rico Open presented by Banco Popular/1

HIGHEST OWGR RANK
After 2000 Bob Hope Chrysler Classic/89

PGA TOUR CAREER SUMMARY

Year	Events Played	Cuts Made	1st	2nd	3rd	Top 10	Top 25	FedExCup Pts	FedExCup Rank	Earnings	Money Rank
2011	1	1						254	254	7,350	257
2010	22	4						234	234	52,176	224
2009	21	4					2	193	193	156,686	197
2008	21	11	1			3	5	125	125	1,204,559	90
2007	10	5				1	3	155	155	278,590	179
2006	26	14					2			273,734	179
2004	4										
2003	9	6								71,756	220
2002	31	12				1	2			222,614	171
2001	33	19				2	5			503,605	103
2000	29	23			1	2	6			597,021	81
1999	28	19		2		3	6			810,777	52
1998	25	17				2	6			326,571	94
1997	35	18					5			152,109	139
1996	27	15			1	5	9			331,708	61
1995	35	15				1	7			137,655	139
1994	30	13		1	1	3	5			279,901	69
1993	24	13		1		4	5			290,581	60
1992	30	11				1	3			88,824	140
Total	441	220	1	4	3	28	71			5,786,218	195

NATIONWIDE TOUR CAREER SUMMARY

Year	Events Played	Cuts Made	1st	2nd	3rd	Top 10	Top 25	Earnings	Money Rank
2008	2								
2007	16	7					2	29,732	134
2005	21	13	1			3	10	172,490	26
2004	1	1					1	8,250	206
1998	2	1				1	1	3,947	167
1993	1	1				1	1	5,250	139
1992	1	1				1	1	3,031	162
1991	28	18				4	12	31,404	36
1990	9	4					2	2,575	154
Total	81	46	1			10	30	256,680	334

TOP TOURNAMENT SUMMARY

Tournament	'92	'93	'94	'95	'96	'97	'98	'99	'00	'01	'02	'06
The Masters												
US Open						T68		T53				CUT
British Open			T47									
PGA Championship			T47	CUT	CUT		T23	T61	T69			
THE PLAYERS			T78	CUT		CUT		T62	T22	T65	CUT	
TOUR Championship												
WGC-Accenture										T33		
WGC-Cadillac												
WGC-Bridgestone												
WGC-HSBC Champions												
The Barclays	T50	CUT	CUT	CUT	T11	T63	T12	CUT	T68	CUT	CUT	
Deutsche Bank Championship												CUT
BMW Championship	W/D	T30	2	T20	CUT	CUT	T5	CUT	T3	CUT	CUT	CUT

Tournament	'08	'09
The Masters		
US Open		CUT
British Open		
PGA Championship	CUT	
THE PLAYERS	T10	CUT
TOUR Championship		
WGC-Accenture		
WGC-Cadillac		
WGC-Bridgestone		
WGC-HSBC Champions		
The Barclays	CUT	
Deutsche Bank Championship		
BMW Championship		

Matt Kuchar



EXEMPT STATUS: 2010 leader in official earnings (through 2015)

HEIGHT: 6-4

WEIGHT: 195

BIRTHDATE: June 21, 1978

BIRTHPLACE: Winter Park, FL

RESIDENCE: Sea Island, GA

FAMILY: Wife, Sybi; Cameron Cole (10/11/07), Carson Wright (7/2/09)

SPECIAL INTERESTS: Sports, boats, planes, hiking, skiing

EDUCATION: Georgia Tech (2000, Management)

TURNED PRO: 2000

Nationwide Tour Graduate (2006)

JOINED TOUR: 2001

PGA TOUR VICTORIES (3):

2002 The Honda Classic. 2009 Turning Stone Resort Championship. 2010 The Barclays

BEST 2011 PGA TOUR FINISHES:

2--The Barclays. T2--the Memorial Tournament presented by Nationwide Insurance.

INTERNATIONAL VICTORIES:

(1): 2011 OMEGA Mission Hills World Cup [with Gary Woodland].

NATIONAL TEAMS:

The Presidents Cup (1), 2011; Ryder Cup (1), 2010; World Cup (1), 2011; World Amateur Team Championship (1), 1998; Walker Cup (1), 1999.

OTHER VICTORIES:

(1): CVS Caremark Charity Classic [with Zach Johnson].

2011 PGA TOUR HIGHLIGHTS:

Turned in another spectacular season, finishing No. 6 in FedExCup points and earnings and recording two runner-up finishes among his nine top 10s. Established a new TOUR record for most money won (\$4,233,920) without the benefit of a victory...Posted three of four rounds in the 60s at the season-opening Hyundai Tournament of Champions en route to a T6 finish...Was T5 at the Sony Open to join Steve Stricker as the only players to record top-10 finishes in both Hawaii events...Finished T7 at the Bob Hope Classic for his third consecutive top-10

to start the season...Finished third at the World Golf Championships-Accenture Match Play Championship, defeating Bubba Watson (3 and 2) in the third-place match. Defeated Anders Hansen (22 holes), Bo Van Pelt (3 and 2), Rickie Fowler (2 and 1) and Y.E. Yang (2 and 1) before falling to eventual champion Luke Donald in the semifinals (6 and 5). Cracked the top 10 in the Official World Golf Ranking for the first time, improving from No. 13 to No. 10...Tallied his fourth consecutive top-10 finish in a World Golf Championships event with a fifth-place performance at the World Golf Championships-Cadillac Championship. The showing was his fifth top 10 of the season in seven starts. By comparison, in 2010, he led the PGA TOUR with 11 top-10 finishes despite having only two through his first seven starts of the season...Sixth top-10 came at the Shell Houston Open in April. Played his weekend rounds in 9-under (67-68) to finish T8...Finished T6 at the HP Byron Nelson Championship, moving into a tie with Hunter Mahan, Luke Donald and Nick Watney for most top 10s on TOUR (seven). It was his best showing in four starts at the event...Finished T2 at the Memorial Tournament to nab his fourth consecutive top 10 at Muirfield Village GC (also T8 in 2010, T5 in 2009 and T10 in 2008). It was his seventh career start at the event. Notched fourth runner-up finish in 246 career starts on TOUR...Teamed with Zach Johnson to win the 36-hole CVS Caremark Charity Classic in record-setting fashion. The duo shot a 24-under 118 at Rhode Island CC to defeat the team of Davis Love III and the LPGA's Morgan Pressel by four strokes...Nearly successfully defended his 2010 Barclays win with a runner-up showing. Held the lead following the first two rounds, with a 63-65 start. But a 3-under 68 in the final round of the 54-hole, weather-shortened event left him two strokes shy of Dustin Johnson. The finish propelled him to No. 2 in the FedExCup standings, the position he ended the 2010 season. The fifth runner-up performance of his career was 20th top-10 finish over the past two years--tops on TOUR...Closed out the season with seven-consecutive top-25 finishes and 11 out

of 13...Compiled a 1-3-1 record as one of six rookies for the U.S. Presidents Cup team...Capped his year by teaming with Gary Woodland representing the U.S. at the OMEGA Mission Hills World Cup in China. In come-from-behind fashion, the duo shot a final-round 67 in foursomes to defeat the English team of Ian Poulter and Justin Rose by two strokes. It was the first U.S. victory in the long-running team competition since 2000.

PERSONAL:

Got started in golf when his mother, Meg, upgraded the country club membership to include golf when he was 12 years old. He and his dad tried golf and were hooked...Father, Peter, is an excellent tennis player who was ranked No. 1 in doubles at one time in the state of Florida...Wife, Sybi, was a standout tennis player at Georgia Tech, where they met. They teamed in October 2009 to win the consolation title in the USTA National Husband/Wife Doubles Championship at the ATP Headquarters in Ponte Vedra Beach, FL.

PLAYER STATISTICS:

Scoring Average	69.51	(4)
Driving Distance	286.2	(128)
Driving Accuracy Percentage	64.75%	(52)
Greens in Regulation Percentage	66.98%	(50)
Strokes Gained - Putting	.445	(26)

MISC STATISTICS:

CAREER PGA TOUR LOW ROUND/ROUND
63--7 times, most recent 2011 The Barclays/1

LARGEST PGA TOUR PAYCHECK
\$1,350,000--2010 The Barclays/1

HIGHEST OWGR RANK
After 2011 FedEx St. Jude Classic/6

PGA TOUR CAREER SUMMARY

Year	Events Played	Cuts Made	1st	2nd	3rd	Top 10	Top 25	FedExCup Pts	FedExCup Rank	Earnings	Money Rank
2011	24	22		2	1	9	19	6	6	4,233,920	6
2010	26	23	1	1	3	11	20	2	2	4,910,477	1
2009	24	18	1			5	10	40	40	2,489,193	24
2008	27	16		1	1	5	8	115	115	1,447,638	70
2007	26	16			1	2	4	71	71	886,146	115
2006	8	2								30,297	241
2005	21	9				1	3			402,786	159
2004	28	13				1	4			509,257	139
2003	23	8					2			176,047	182
2002	27	14	1			4	6			1,237,725	49
2001	11	6		1	1	2	4			572,669	
2000A	1										
1999A	4	2									
1998A	6	5					2				
Total	256	154	3	5	7	40	82			16,896,154	46

NATIONWIDE TOUR CAREER SUMMARY

Year	Events Played	Cuts Made	1st	2nd	3rd	Top 10	Top 25	Earnings	Money Rank
2006	21	16	1	2		5	11	300,867	10
2001	3	2		1		1	1	38,739	95
Total	24	18	1	3		6	12	339,606	241

EUROPEAN TOUR 2011 SUMMARY

Year	Events Played	Cuts Made	1st	Earnings	Money Rank
2011	1	1		74,631	

AUSTRALIAN TOUR 2011 SUMMARY

Year	Events Played	Cuts Made	1st	Earnings	Money Rank
2011	1				

TOP TOURNAMENT SUMMARY

Tournament	'98	'99	'02	'03	'04	'05	'06	'07	'08	'09	'10	'11
The Masters	T21	T50	CUT								T24	T27
US Open	T14	CUT	CUT			CUT	CUT		T48	CUT	T6	T14
British Open	CUT		CUT					CUT	CUT	CUT	T27	CUT
PGA Championship			CUT							CUT	T10	T19
THE PLAYERS			W/D	CUT	T16				CUT	T14	T13	T54
TOUR Championship											T25	T20
WGC-Accenture											T17	3
WGC-Cadillac											T3	5
WGC-Bridgestone			T38								T9	T19
WGC-HSBC Champions										T19		
The Barclays			CUT	T43	CUT			T35	CUT	T28	P1	2
Deutsche Bank Championship				CUT	T17	T27		T41	CUT	T15	T11	T25
BMW Championship				T60						T10	T3	T22

Hank Kuehne (KEE-knee)



EXEMPT STATUS: Major Medical Extension
HEIGHT: 6-2
WEIGHT: 205
BIRTHDATE: September 11, 1975
BIRTHPLACE: Dallas, TX
RESIDENCE: Palm Beach Gardens, FL

FAMILY: Henry III (9/19/05)
SPECIAL INTERESTS: Fishing, meditation
EDUCATION: Southern Methodist University (1999, Communications)
TURNED PRO: 1999
JOINED TOUR: 2003

PGA TOUR BEST FINISHES:

T2–2003 Shell Houston Open. T2–2005 John Deere Classic

INTERNATIONAL VICTORIES:

(2): 2002 Texas Challenge [Can], TELUS Quebec Open [Can].

NATIONAL TEAMS:

World Amateur Team Championship (1), 1998.

OTHER VICTORIES:

(2): 2003 Franklin Templeton Shootout [with Jeff Sluman]. 2004 Franklin Templeton Shootout [with Jeff Sluman].

2011 PGA TOUR HIGHLIGHTS:

Has not competed on the PGA TOUR since the 2007 season due to a back injury. Will have 18 events to earn \$636,221 in 2012.

PERSONAL:

Lists playing in the 1999 Masters and winning the 1998 U.S. Amateur, with older brother Trip as his

caddie, as his biggest thrills in golf...Credits his father for giving him his start in golf...Lists Fred Couples as his hero...Sister, Kelli, was a two-time U.S. Women's Amateur champion and currently plays on the LPGA. Brother, Trip, a former All-American at Oklahoma State, won the 2007 U.S. Mid-Amateur and was in the 2008 Masters field. Trip was the 1994 U.S. Amateur runner-up to Tiger Woods.

MISC STATISTICS:

CAREER PGA TOUR LOW ROUND/ROUND
63–2002 B.C. Open/2

LARGEST PGA TOUR PAYCHECK
\$352,000–2005 John Deere Classic/T2

HIGHEST OWGR RANK
After 2003 HP Classic of New Orleans/102

PGA TOUR CAREER SUMMARY

Year	Events Played	Cuts Made	1st	2nd	3rd	Top 10	Top 25	FedExCup Pts	FedExCup Rank	Earnings	Money Rank
2007	3										
2006	9	2								24,677	244
2005	30	12		1		2	3			786,817	104
2004	30	15				2	8			816,889	99
2003	23	14		1	1	4	5			872,139	
2002	6	4					2			80,840	
2000	6	2					1			85,656	
1999A	2	1									
1999	6	2								19,869	258
1998A	1										
Total	116	52		2	1	8	19			2,686,886	300

NATIONWIDE TOUR CAREER SUMMARY

Year	Events Played	Cuts Made	1st	2nd	3rd	Top 10	Top 25	Earnings	Money Rank
2007	3	2					1	8,518	214
2002	4								
2001	2								
2000	4	1						2,337	241
Total	13	3					1	10,855	

TOP TOURNAMENT SUMMARY

Tournament	'99	'03	'04	'05	'06
The Masters		CUT			
US Open		65			
British Open					
PGA Championship			CUT		
THE PLAYERS				CUT	CUT
TOUR Championship					CUT
WGC-Accenture					
WGC-Cadillac					
WGC-Bridgestone					
WGC-HSBC Champions					
The Barclays			CUT		CUT
Deutsche Bank Championship			CUT	T6	CUT
BMW Championship			CUT	T63	CUT

Martin Laird



EXEMPT STATUS: 2011 tournament winner (through 2013)
HEIGHT: 6-2
WEIGHT: 190
BIRTHDATE: December 29, 1982
BIRTHPLACE: Glasgow, Scotland
RESIDENCE: Scottsdale, AZ
FAMILY: Wife: Meagan

SPECIAL INTERESTS: European soccer, watching sports, music, cars

EDUCATION: Colorado State University (2004, Marketing)

TURNED PRO: 2004

Nationwide Tour Graduate (2007)

JOINED TOUR: 2008

PGA TOUR VICTORIES (2):

2009 Justin Timberlake Shriners Hospitals for Children Open. 2011 Arnold Palmer Invitational presented by MasterCard

BEST 2011 PGA TOUR FINSHES:

1—Arnold Palmer Invitational presented by MasterCard.

NATIONAL TEAMS:

World Cup (1), 2011.

OTHER VICTORIES:

(1): 2004 Denver Open.

2011 PGA TOUR HIGHLIGHTS:

Season highlighted by his second win in three seasons and career-best numbers in earnings (No. 23), top 10s (six) and top 25s (11)...Carried a two-stroke lead into the final round of the Arnold Palmer Invitational and then posted a 3-over 75 to finish one stroke ahead of Steve Marino to win the Orlando-area tournament. His rollercoaster final round included three birdies, four bogeys, a double bogey

and a two-putt for par from almost 87 feet on the 72nd hole for the win. The final-round 75 is the highest finish by a winner on the PGA TOUR since Trevor Immelman won the 2008 Masters Tournament with a 3-over 75. His score is the highest in a non-major since Peter Lonard won the 2005 Heritage with a 4-over 75. The Scot becomes the first European winner of the Arnold Palmer Invitational. He is just the fourth international-born player to win, joining South African Ernie Els (1998 and 2010), Australian Rod Pampling (2006) and Vijay Singh of Fiji (2007). Recorded the 300th win on the PGA TOUR by a former Nationwide Tour player. He finished 74th in his only other start at the Arnold Palmer Invitational (2010)...In his third start of the season, posted a third-round, 7-under 64 at TPC Scottsdale en route to T3 honors at the Waste Management Phoenix Open...One of a PGA TOUR record nine players tied for the lead after the first round of the Northern Trust Open at 4-under. Finished T25...Recorded a T10 finish at the World Golf Championships-Cadillac Championship, his first top 10 in a World Golf Championships event...Collected his third top 10 of the season at the Transitions Championship, finishing T5 at 10-under-par...Birdied his final two holes Sunday of the Valero Texas Open to claim T9 honors, his fifth top-10 finish of the season. The top-10 performance tied his career-record for most in a season...Topped that mark by notching his sixth such finish at the Crowne Plaza Invitational at Colonial (T10).

PERSONAL:

Coached at Colorado State by Jamie Bermel, who was Masters champion Zach Johnson's coach at Drake University...Played his first event as a professional in his native Scotland at the 2009 Scottish Open, shooting 65 in the first round and finishing 10th...Has the flag of his home country, Scotland, on his golf belt, golf bag and tees.

PLAYER STATISTICS:

Scoring Average	70.34	(38)
Driving Distance	303.0	(13)
Driving Accuracy Percentage	58.51%	(134)
Greens in Regulation Percentage	66.59%	(61)
Strokes Gained - Putting	.142	(75)

MISC STATISTICS:

CAREER PGA TOUR LOW ROUND/ROUND

62—2 times, most recent 2010 Justin Timberlake Shriners Hospitals for Children Open/2

LARGEST PGA TOUR PAYCHECK

\$1,080,000—2011 Arnold Palmer Invitational presented by MasterCard/1

HIGHEST OWGR RANK

After 2011 Wells Fargo Championship/21

PGA TOUR CAREER SUMMARY

Year	Events Played	Cuts Made	1st	2nd	3rd	Top 10	Top 25	FedExCup Pts	FedExCup Rank	Earnings	Money Rank
2011	23	17	1		1	6	11	31	31	2,676,509	23
2010	26	18		2		4	6	11	11	2,137,928	35
2009	24	12	1	1		2	5	146	146	1,349,354	65
2008	29	20				3	5	67	67	852,752	125
2007	1										
Total	103	67	2	3	1	15	27			7,016,542	169

NATIONWIDE TOUR CAREER SUMMARY

Year	Events Played	Cuts Made	1st	2nd	3rd	Top 10	Top 25	Earnings	Money Rank
2008	1								
2007	27	19	1		1	5	9	252,679	13
2005	19	8					1	18,488	156
2004	1								
Total	48	27	1		1	5	10	271,166	313

EUROPEAN TOUR 2011 SUMMARY

Year	Events Played	Cuts Made	1st	Earnings	Money Rank
2011	1	1		10,201	

TOP TOURNAMENT SUMMARY

Tournament	'07	'08	'09	'10	'11
The Masters					T20
US Open	CUT		CUT		CUT
British Open			CUT	CUT	CUT
PGA Championship				T48	CUT
THE PLAYERS			T71	CUT	T69
TOUR Championship				30	
WGC-Accenture					T33
WGC-Cadillac					T10
WGC-Bridgestone				T16	T11
WGC-HSBC Champions			T54		
The Barclays		T7		P2	T58
Deutsche Bank Championship		T50		T25	T74
BMW Championship		T55		T50	T12

Derek Lamely (LAM-lee)



EXEMPT STATUS: 2010 tournament winner (through 2012)
HEIGHT: 6-0
WEIGHT: 175
BIRTHDATE: July 12, 1980
BIRTHPLACE: Belleville, IL
RESIDENCE: Fort Myers, FL
FAMILY: Single

SPECIAL INTERESTS: Fishing

EDUCATION: Florida Gulf Coast University (2003, Business Management)

TURNUED PRO: 2004

Nationwide Tour Graduate (2009)

JOINED TOUR: 2009

PGA TOUR VICTORIES (1):

2010 Puerto Rico Open presented by Banco Popular

BEST 2011 PGA TOUR FINSHES:

T13–Bob Hope Classic.

2011 PGA TOUR HIGHLIGHTS:

Struggled in his sophomore season on the PGA TOUR, with a T13 at the Bob Hope Classic, the best of his three top-25 finishes. Was the first-round leader at the event after posting a 9-under-par 63 at the Palmer Private Course at PGA West. Recorded a birdie-eagle streak of 7-under (B-B-B-E-B; Nos.

2-7), best of the season and best such streak on TOUR since Brandt Snedeker recorded an 8-under stretch in 2007 on the North Course at Torrey Pines at the Buick Invitational.

PERSONAL:

Member of Texas state championship team at Montgomery High School.

PLAYER STATISTICS:

Scoring Average	72.61	(184)
Driving Distance	297.9	(37)
Driving Accuracy Percentage	50.57%	(185)
Greens in Regulation Percentage	62.87%	(156)
Strokes Gained - Putting	-.295	(156)

MISC STATISTICS:

CAREER PGA TOUR LOW ROUND/ROUND

63–3 times, most recent 2011 Bob Hope Classic/1

LARGEST PGA TOUR PAYCHECK

\$630,000–2010 Puerto Rico Open presented by Banco Popular/1

HIGHEST OWGR RANK

After 2010 Arnold Palmer Invitational presented by MasterCard/85

PGA TOUR CAREER SUMMARY

Year	Events Played	Cuts Made	1st	2nd	3rd	Top 10	Top 25	FedExCup Pts	FedExCup Rank	Earnings	Money Rank
2011	26	7					3	190	190	301,146	172
2010	28	13	1			1	3	104	104	972,961	95
2009	2	1					1			58,188	
2008	1	1								10,494	
2004	1										
Total	58	22	1			1	7			1,342,788	391

NATIONWIDE TOUR CAREER SUMMARY

Year	Events Played	Cuts Made	1st	2nd	3rd	Top 10	Top 25	Earnings	Money Rank
2009	17	12	1	2		5	6	374,998	4
2008	1								
2005	1	1						2,900	262
Total	19	13	1	2		5	6	377,898	216

TOP TOURNAMENT SUMMARY

Tournament	'04	'10	'11
The Masters			
US Open		CUT	
British Open			
PGA Championship		CUT	
THE PLAYERS		CUT	CUT
TOUR Championship			
WGC-Accenture			
WGC-Cadillac			
WGC-Bridgestone			
WGC-HSBC Champions			
The Barclays		CUT	
Deutsche Bank Championship			
BMW Championship		CUT	

Neal Lancaster



EXEMPT STATUS: Qualifying Tournament/Nationwide Tour Medical

FAMILY: Wife, Ashley

HEIGHT: 6-0

SPECIAL INTERESTS: Fishing, movies, auto racing

WEIGHT: 170

TURNED PRO: 1985

BIRTHDATE: September 13, 1962

Q-SCHOOL: 1989, 1990, 1999, 2009

BIRTHPLACE: Smithfield, NC

Nationwide Tour Alumnus

RESIDENCE: Smithfield, NC

JOINED TOUR: 1990

PGA TOUR VICTORIES (1):

1994 GTE Byron Nelson Golf Classic

carryover...Did not play on PGA TOUR and missed the cut in his only Nationwide Tour start.

MISC STATISTICS:

CAREER PGA TOUR LOW ROUND/ROUND
63–1998 Canon Greater Hartford Open/2

LARGEST PGA TOUR PAYCHECK
\$352,000–2002 Bell Canadian Open/T2

HIGHEST OWGR RANK
After 2002 Bell Canadian Open/146

OTHER VICTORIES:

(1): 1999 Utah Open.

PERSONAL:

Didn't take first golf lesson until 1992. Was self-taught until then. First lesson was given to him by L.B. Floyd, father of Raymond Floyd. With \$93 bankroll and driving a van, gave mini-tours a try in 1989. Earned \$96,000 in four months before going to PGA TOUR Qualifying Tournament.

2011 PGA TOUR HIGHLIGHTS:

Will have 23 events to earn \$786,977 in 2012 on a Qualifying Tournament/Nationwide Tour Medical

PGA TOUR CAREER SUMMARY

Year	Events Played	Cuts Made	1st	2nd	3rd	Top 10	Top 25	FedExCup Pts	FedExCup Rank	Earnings	Money Rank
2009	6	2					1	212	212	69,774	214
2008	9	5						225	225	70,138	227
2007	13	7				1	2	171	171	229,053	191
2006	19	5								54,680	231
2005	31	18				1	4			532,185	137
2004	33	21				2	6			701,239	113
2003	35	21				1	6			590,627	110
2002	31	20		1		3	4			813,230	83
2001	36	18			1	3	6			657,580	80
2000	31	19				2	5			466,712	105
1999	35	13				1	3			283,140	139
1998	28	18				2	7			346,563	86
1997	34	19					4			179,273	125
1996	32	22				2	6			210,000	104
1995	29	18				1	4			182,219	101
1994	29	19	1			1	2			305,038	58
1993	32	19				2	5			149,381	107
1992	35	23				1	4			146,867	103
1991	33	22				3	5			180,037	90
1990	26	11				2	7			85,769	142
Total	557	320	1	1	1	28	81			6,253,506	185

NATIONWIDE TOUR CAREER SUMMARY

Year	Events Played	Cuts Made	1st	2nd	3rd	Top 10	Top 25	Earnings	Money Rank
2011	1								
2010	1	1						2,096	266
2009	7	5					3	27,941	141
2008	9	3			1	1	1	40,019	113
2007	7	5					1	17,375	179
2006	2	1				1	1	13,275	168
2003	1								
1990	4	4				2	2	4,516	118
Total	32	19			1	4	8	105,221	556

TOP TOURNAMENT SUMMARY

Tournament	'90	'91	'92	'93	'94	'95	'96	'97	'98	'99	'00	'01
The Masters						CUT	CUT					
US Open						T4	T82					
British Open												
PGA Championship			T84		T44		T52		CUT			
THE PLAYERS		T20	T40	CUT	T35	CUT	T53	CUT	CUT	CUT		CUT
TOUR Championship												
WGC-Accenture												
WGC-Cadillac												
WGC-Bridgestone												
WGC-HSBC Champions												
The Barclays	T76	66	T50	CUT	CUT		T43	T51		T41		CUT
Deutsche Bank Championship												
BMW Championship		CUT	T29	CUT		CUT	T55	CUT	T48	T42	T61	CUT

Tournament	'02	'03	'04	'05	'06
The Masters					
US Open		CUT			
British Open	T37				
PGA Championship	T34				
THE PLAYERS	68	T27	83	W/D	
TOUR Championship					
WGC-Accenture					
WGC-Cadillac					
WGC-Bridgestone					
WGC-HSBC Champions					
The Barclays	T64	CUT	T32	T32	
Deutsche Bank Championship		T32	T22	T60	CUT
BMW Championship	T5	CUT	CUT	T40	

Pablo Larrazabal (lawr-uh-THAW-bull)



EXEMPT STATUS: None/International Player

HEIGHT: 5-10

WEIGHT: 165

BIRTHDATE: May 15, 1983

BIRTHPLACE: Barcelona, Spain

RESIDENCE: Barcelona, Spain

SPECIAL INTERESTS: Soccer

TURNED PRO: 2004

PGA TOUR BEST FINISHES:

T30–2011 British Open Championship

BEST 2011 PGA TOUR FINSHES:

T30–British Open Championship.

INTERNATIONAL VICTORIES:

(2): 2008 Open de France Alstom [Eur]. 2011 BMW International Open [Eur].

NATIONAL TEAMS:

World Cup (1), 2008; Seve Trophy (1), 2011.

2011 PGA TOUR HIGHLIGHTS:

After numerous top-10 finishes, he finally broke through and won for the first time since 2008, capturing a five-hole playoff at the BMW International Open over fellow countryman Sergio Garcia. Made

a par on the fifth extra hole after Garcia three-putted...Was fourth at the Saab Wales Open in early June, a month after a third-place finish at the Open de Espana...Also added a 10th-place showing at the Volvo China Open, shooting a final-round 64 to move up the leaderboard...First top-five of the season came at the Avantha Masters in New Delhi, India. Was tied for the runner-up position heading into the final round before a Sunday 72 ended any hopes he had of winning, eventually finishing T5, four strokes behind winner S.S.P. Chowrasia...Came close to picking up his second European Tour win of the season, falling in a five-man playoff at the Johnnie Walker Championship in Scotland. Joined Thomas Bjorn, the playoff's eventual winner, George Coetzee, Bernd Wiesberger and Mark Foster. He dropped out after the second playoff hole, with Bjorn winning on the fifth extra hole...Concluded his season with a T10 at the Dubai World Championship.

PERSONAL:

Growing up, he worked on his family's fish farm in Santander, Spain, and had to delay turning professional as a golfer because his father wanted him

to know the value of hard work and the value of money...Brother, Alejandro, won the 2002 British Amateur. Caddied at Augusta National for Alejandro at the 2002 Masters...Father, Gustavo, played golf professionally and represented his native Venezuela in international events.

PLAYER STATISTICS:

Scoring Average	70.56	(N/A)
Driving Distance	294.9	(N/A)
Driving Accuracy Percentage	48.21%	(N/A)
Greens in Regulation Percentage	53.70%	(N/A)
Strokes Gained - Putting	-.620	(N/A)

MISC STATISTICS:

CAREER PGA TOUR LOW ROUND/ROUND

66–3 times, most recent 2011 World Golf Championships-Bridgestone Invitational/1

LARGEST PGA TOUR PAYCHECK

\$47,134–2011 British Open Championship/T30

HIGHEST OWGR RANK

After 2011 Through Week Ending: 01/02/2012/77

PGA TOUR CAREER SUMMARY

Year	Events Played	Cuts Made	1st	2nd	3rd	Top 10	Top 25	FedExCup Pts	FedExCup Rank	Earnings	Money Rank
2011	3	3								68,634	
2009	3	1									
2008	3	2								18,686	
Total	9	6								87,320	

EUROPEAN TOUR 2011 SUMMARY

Year	Events Played	Cuts Made	1st	Earnings	Money Rank
2011	25	17	1	1,257,218	

ASIAN TOUR 2011 SUMMARY

Year	Events Played	Cuts Made	1st	Earnings	Money Rank
2011	3	1		94,083	


JAPAN TOUR 2011 SUMMARY

Year	Events Played	Cuts Made	1st	Earnings	Money Rank
2011	1	1		39,201	

TOP TOURNAMENT SUMMARY

<u>Tournament</u>	<u>'08</u>	<u>'09</u>	<u>'11</u>
The Masters			
US Open			
British Open	T70	CUT	T30
PGA Championship	CUT		T45
THE PLAYERS			
TOUR Championship			
WGC-Accenture			
WGC-Cadillac		79	
WGC-Bridgestone	76		74
WGC-HSBC Champions			T20
The Barclays			
Deutsche Bank Championship			
BMW Championship			

Danny Lee



EXEMPT STATUS: 6th on 2011 Nationwide Tour money list

HEIGHT: 6-0

WEIGHT: 170

BIRTHDATE: July 24, 1990

BIRTHPLACE: Seoul, South Korea

RESIDENCE: Irving, TX

FAMILY: Single

TURNED PRO: 2009

Nationwide Tour Graduate (2011)

JOINED TOUR: 2012

PGA TOUR BEST FINISHES:

T7–2009 AT&T National

INTERNATIONAL VICTORIES:

(1): 2009 Johnnie Walker Classic [Eur].

NATIONAL TEAMS:

World Cup (1), 2009

2011 PGA TOUR HIGHLIGHTS:

Finished No. 6 on the Nationwide Tour money list to earn his PGA TOUR card for the 2012...Claimed first title as a professional when he won the 20th annual WNB Golf Classic in Midland, TX, in October. Opened with an 8-under-par 64 and posted two rounds in the 60s on the weekend to get in contention. He then made a par on the first extra hole to defeat fellow rookie Harris English...Earned first top-10 of the year, with a T7 at the Chitimacha Louisiana Open. Third-round 73 dropped him into a tie for 26th but rallied with a 6-under 65 on the last day. Charged into contention with 6-under 30 on the front nine but was derailed by three bogeys on his next five holes. Recovered with three consecutive birdies at Nos. 15-17 to move back into

the top-10...Added a T5 at the Stadion Classic at UGA where he closed with rounds of 66-68. Was in contention on the final day but played the final five holes in 2-over par and wound up four back of the winner, UGA senior Russell Henley...Chalked up his third straight top-10, with a solo third at the BMW Charity Pro-Am. Rallied again on the final day with a 6-under 65 at Thornblade Club to finish at 17-under par and one shot out of a playoff. Had a share of the lead late in the round but suffered a bogey-6 at the par-5, 16th hole and could not birdie either of the final two holes...He picked up his fourth top-10 of the season outside Salt Lake City. Opened with an even-par 71 at the Utah Championship and then played the final 54 holes in 13 under, including a third-round 65. Solidified his position in "The 25," moving up five spots (to No. 19) with his performance...Fired a final-round 62 at the Mylan Classic near Pittsburgh to vault into a T8 finish. His 9-under round matched the course record at the Southpointe GC...A T4 finish at the Winn-Dixie Jacksonville Open was a Tour-best eighth top-10 of the year...Closed the year with another top-10 effort, at the Nationwide Tour Championship. Second-round 65 fueled a T8 at Daniel Island.

PERSONAL:

Biggest thrill in golf was winning the Johnnie Walker Classic in Perth, Australia...Favorite course is Au-

gusta National and would like to play Pebble Beach. Favorite college team is Southern California and the Dallas Cowboys are his favorite pro team. Favorite TV show is "The Simpsons" and "Grown Up" is his favorite movie. "The Art of Learning" is his favorite book. Catherine Zeta Jones is his favorite entertainer. Tiger Woods is his favorite athlete to watch. Favorite food is spaghetti. Favorite cities to visit are San Diego and Rotorua, New Zealand and Sea World in San Diego is among his top vacation spots...Would add Tiger Woods, Anthony Kim and K.J. Choi to his dream foursome...Attended Sungkyunkwan University for his freshman year...Attended Rotorua Boy's HS and has established a Danny Lee Scholarship at the school...Has two brothers...Family moved from native South Korea to New Zealand when he was age 8.

MISC STATISTICS:

CAREER PGA TOUR LOW ROUND/ROUND
66–2 times, most recent 2009 HP Byron Nelson Championship/4

LARGEST PGA TOUR PAYCHECK
\$180,750–2009 AT&T National/T7

HIGHEST OWGR RANK
After 2009 World Golf Championships-Bridgestone Invitational/114

PGA TOUR CAREER SUMMARY

Year	Events Played	Cuts Made	1st	2nd	3rd	Top 10	Top 25	FedExCup Pts	FedExCup Rank	Earnings	Money Rank
2010	2										
2009A	1										
2009	11	6				1	2			359,846	
2008A	2	1					1				
Total	16	7				1	3			359,846	

NATIONWIDE TOUR CAREER SUMMARY

Year	Events Played	Cuts Made	1st	2nd	3rd	Top 10	Top 25	Earnings	Money Rank
2011	18	13	1	1	1	9	10	326,100	6
2009A	3	1				1	1		
Total	21	14	1	1	1	10	11	326,100	258

EUROPEAN TOUR 2011 SUMMARY

Year	Events Played	Cuts Made	1st	Earnings	Money Rank
2011	10	5		254,783	

ASIAN TOUR 2011 SUMMARY

Year	Events Played	Cuts Made	1st	Earnings	Money Rank
2011	4	3		238,041	

TOP TOURNAMENT SUMMARY

<u>Tournament</u>	<u>'09</u>
The Masters	CUT
US Open	
British Open	
PGA Championship	
THE PLAYERS	
TOUR Championship	
WGC-Accenture	
WGC-Cadillac	
WGC-Bridgestone	T51
WGC-HSBC Champions	T66
The Barclays	
Deutsche Bank Championship	
BMW Championship	

Richard H Lee



EXEMPT STATUS: T24 at 2011 PGA TOUR Qualifying Tournament

HEIGHT: 5-9

WEIGHT: 170

BIRTHDATE: May 4, 1987

BIRTHPLACE: Chicago, IL

RESIDENCE: Scottsdale, AZ

FAMILY: Wife: Christine; Israella (3/5/07)

SPECIAL INTERESTS: Basketball, hanging with his family

EDUCATION: University of Washington (2010, Sociology)

TURNUED PRO: 2010

JOINED TOUR: 2012

2011 PGA TOUR HIGHLIGHTS:

Having never played in a PGA TOUR event, the Nationwide Tour rookie earned the first top-10 of his career in his 11th start, at the Mexico Open. Was the only player in the field of 144 to post four rounds in the 60s. Entered the final-round tied for the lead. Made the turn at 3-under 33 then birdied No. 10 to grab sole possession of the lead before stumbling with three bogeys on the inward nine to finish two shots back of the winner alone in second place. The runner-up check of \$75,600 catapulted him from No. 88 to No. 17 on the money list...In December, he

birdied last two holes at the PGA TOUR Qualifying Tournament at PGA West to finish T24 and earn his TOUR card for 2012.

PERSONAL:

Favorite golf course is the Members Club at Aldarra, east of Seattle. Would like to play Pebble Beach. Favorite college team is the Washington Huskies and favorite pro team is the Seattle Seahawks. Enjoys watching the Golf Channel, and "Gladiator" is his fa-

vorite movie. Favorite book is The Bible. Favorite food is Korean. Seattle is his favorite city to visit, and Hawaii is his favorite vacation spot...Never travels without his phone...Not many people know he married at 18, only four years after he first started playing golf.

MISC STATISTICS:

HIGHEST OWGR RANK

After 2011 TOUR Championship by Coca-Cola/507

PGA TOUR CAREER SUMMARY

Year	Events Played	Cuts Made	1st	2nd	3rd	Top 10	Top 25	FedExCup Pts	FedExCup Rank	Earnings	Money Rank
Total											

NATIONWIDE TOUR CAREER SUMMARY

Year	Events Played	Cuts Made	1st	2nd	3rd	Top 10	Top 25	Earnings	Money Rank
2011	25	14		1		1	7	143,243	37
Total	25	14		1		1	7	143,243	495

Tom Lehman (LAY-mun)



EXEMPT STATUS: Past Champion

HEIGHT: 6-2

WEIGHT: 215

BIRTHDATE: March 7, 1959

BIRTHPLACE: Austin, MN

RESIDENCE: Scottsdale, AZ

FAMILY: Wife, Melissa; Rachael (5/30/90), Holly (8/13/92), Thomas Andrew (7/24/95), Sean (3/18/03)

SPECIAL INTERESTS: Fly fishing, golf course design, hunting, all sports

EDUCATION: University of Minnesota

TURNUED PRO: 1982

Q-SCHOOL: 1983, 1984

Nationwide Tour Graduate (1991)

JOINED TOUR: 1983

PGA TOUR VICTORIES (5):

1994 Memorial Tournament. 1995 Colonial National Invitation. 1996 British Open Championship. 1996 THE TOUR Championship. 2000 Phoenix Open

BEST 2011 PGA TOUR FINISHES:

T13—Mayakoba Golf Classic at Riviera Maya-Cancun.

INTERNATIONAL VICTORIES:

(3): 1993 Casio World Open [Jpn]. 1997 Loch Lomond World Invitational [Eur]. 2009 Torneo de Maestros Copa Personal [Arg].

NATIONAL TEAMS:

The Presidents Cup (3), 1994, 1996, 2000; Ryder Cup (3), 1995, 1997, 1999; Ryder Cup Captain (1), 2006; World Cup (1), 1996; Dunhill Cup (2) 1999, 2000.

OTHER VICTORIES:

(7): 1995 Hyundai Team Matches [with Duffy Waldorf]. 1996 Hyundai Team Matches [with Duffy Waldorf], PGA Grand Slam of Golf, Skins Game. 1997 Skins Game, Wendy's Three-Tour Challenge [with Fred Couples and Phil Mickelson]. 1999 Target World Challenge. 2000 Hyundai Team Matches [with Duffy Waldorf].

2011 PGA TOUR HIGHLIGHTS:

With just five PGA TOUR starts, enjoyed a tremendous season on the Champions Tour, netting three wins in 21 starts. His performance earned him Player of the Year honors, giving him the distinction of being the first and only player to win that award on the Nationwide Tour, PGA TOUR and Champions Tour. Collected his first Charles Schwab Cup as well, holding off Mark Calcavecchia by just 74 points at the season's final event. Took the Schwab Cup lead after the second event of the season (Allianz Championship) and never relinquished

it...Was also the circuit's only \$2-million man, earning the Arnold Palmer Award with a personal-best \$2,081,526...Along with John Cook, led the Champions Tour with three victories and claimed all three of his wins within the first seven of his 21 starts...Captured first win in 2011 when he sank a 6-foot birdie putt on the final hole to defeat Jeff Sluman and Rod Spittle at the Allianz Championship in Boca Raton. Birdied two of the final three holes to get into the overtime session...Recorded a four-stroke victory over Jeff Sluman, Nick Price and David Frost at the Mississippi Gulf Resort Classic, his fourth overall title on the Champions Tour and second in a span of four starts in 2011. Win near Biloxi came 20 years after he claimed a title on the old Ben Hogan Tour at nearby Windance CC in Gulfport, MS. Shot a Fallen Oak course-record 64 in the second round to take the 36-hole lead and then used three birdies on the front nine on Sunday to pull away from the field. Final-round 69 at Fallen Oak was his 12th consecutive sub-70 score, tying him for second with Fred Couples for second on the all-time list of consecutive sub-70 rounds, one short of Hale Irwin's record...Won his second Champions Tour major championship and his third title of the season when he defeated Peter Senior in a two-hole playoff at the Regions Tradition at Shoal Creek. Had started the day two strokes behind 54-hole leader Mark Calcavecchia. Posted a bogey-free, 3-under-par 69 to get into the playoff. After getting up and down on the first extra hole, he two-putted from 21 feet for the win when Senior missed a 5-footer to extend the playoff. The win put him over the \$1-million mark in season earnings in just his seventh start. Both of his major titles have now come in playoffs. Played his final 27 holes at Shoal Creek without a bogey, and he did not have a three-putt during the week...Started season with a runner-up finish to John Cook at the Mitsubishi Electric Championship at Hualalai. Closed with a final-round 64 that included a 6-under-par 30 on the back nine. Still finished two strokes back of Cook...Selected as the Champions Tour's Player of the Month for January-February...In his first appearance in his native Minnesota as a Champions Tour member, was T2 at the 3M Championship, one stroke back of Jay Haas...Teamed with Corey Pavin to finish T3 at the Liberty Mutual Legends of Golf...Rebounded from an opening-round 73 to finish fourth at the Constellation Energy Senior Players Championship at Westchester CC...On the PGA TOUR, finished T22 at the British Open at Royal St. George's, his fifth consecutive made cut in that event...Shot rounds of 66-69 on the weekend to fin-

ish T13 at the Mayakoba Golf Classic.

PERSONAL:

Awarded the first Byron Nelson Prize by the Salesmanship Club of Dallas at the 2007 EDS Byron Nelson Championship Opening Ceremony. The Byron Nelson Prize is awarded to a person or organization in the golf world who exemplifies the ideals of "giving back" that Byron Nelson personified. The Salesmanship Club of Dallas awarded \$100,000 to the McKenzie Monks Foundation, an organization that helps children cope with cancer. Said Lehman about the honor, "I've been inspired in my life by Byron Nelson. He's inspired me to want to be a better golfer but more importantly a better person."...Credits marriage with giving him focus to do well on TOUR...Brother, Jim Lehman, Jr., is his agent...His wife, Melissa, was enlisted as his caddie at 1998 Nissan Open when regular caddie Andy Martinez suffered two broken ribs in a pickup basketball game the night before the start of the event. Went to a lighter carry bag instead of the heavier TOUR version...Lehman Design Group design projects include the Somerby GC in Byron, MN, former site of the Nationwide Tour's Rochester Area Charities Showdown at Somerby; the TPC Twin Cities, done with Arnold Palmer, as the site of the 3M Championship on the Champions Tour in Minneapolis; and The Gallery GC in Tucson, AZ, co-designed with John Fought, formerly host of the World Golf Championships-Accenture Match Play Championship.

PLAYER STATISTICS:

Scoring Average	69.99	(N/A)
Driving Distance	288.8	(N/A)
Driving Accuracy Percentage	65.31%	(N/A)
Greens in Regulation Percentage	66.27%	(N/A)
Strokes Gained - Putting	-.202	(N/A)

MISC STATISTICS:

CAREER PGA TOUR LOW ROUND/ROUND

62—2 times, most recent 2005 Buick Invitational/1

LARGEST PGA TOUR PAYCHECK

\$597,333—2005 THE PLAYERS Championship/T2

HIGHEST OWGR RANK

After 1997 MCI Classic/1

PGA TOUR CAREER SUMMARY

Year	Events Played	Cuts Made	1st	2nd	3rd	Top 10	Top 25	FedExCup Pts	FedExCup Rank	Earnings	Money Rank
2011	5	4					2	202	202	178,062	197
2010	9	6					4	169	169	356,785	173
2009	16	11				1	4	147	147	515,450	142
2008	17	8				2	3	139	139	676,651	142
2007	19	12				3	5	86	86	880,824	116
2006	20	14		1		4	6			1,692,081	42
2005	20	15		2		4	7			1,655,416	46
2004	19	16		1		4	11			1,343,277	53
2003	25	19		1		2	9			1,173,237	61
2002	22	17				3	8			868,632	74
2001	23	18		2	1	5	12			1,907,660	20
2000	21	18	1	1		7	13			2,068,499	12
1999	23	19		4		5	9			1,435,564	24
1998	23	18		1	1	5	12			1,033,673	25
1997	21	18		1	1	9	14			960,584	19
1996	22	20	2	2	1	13	19			1,780,159	1
1995	18	16	1	1	1	5	12			830,231	15
1994	23	21	1	1	1	10	16			1,031,144	4
1993	27	20			1	6	12			422,761	33
1992	29	25		1	1	9	15			579,093	24
1990	1										
1987	1										
1986	2										
1985	26	10					2			20,232	158
1984	26	9								9,382	184
1983	22	9					1			9,413	182
Total	480	343	5	19	8	97	196			21,428,810	29

CHAMPIONS TOUR CAREER SUMMARY

Year	Events Played	Cuts Made	1st	2nd	3rd	Top 10	Top 25	Earnings	Money Rank
2011	21	21	3	2	2	12	20	2,081,526	1
2010	14	14	1		1	9	12	1,186,045	12
2009	8	8	1		1	5	7	642,299	27
Total	43	43	5	2	4	26	39	3,909,870	85

NATIONWIDE TOUR CAREER SUMMARY

Year	Events Played	Cuts Made	1st	2nd	3rd	Top 10	Top 25	Earnings	Money Rank
1991	28	27	3	3		11	24	141,934	1
1990	19	12	1			5	8	41,338	17
Total	47	39	4	3		16	32	183,272	441

TOP TOURNAMENT SUMMARY

Tournament	'83	'84	'85	'86	'87	'90	'92	'93	'94	'95	'96	'97
The Masters								T3	2	40	T18	T12
US Open				CUT	CUT	CUT	T6	T19	T33	3	T2	3
British Open								T59	T24		1	T24
PGA Championship								CUT	T39	CUT	T14	T10
THE PLAYERS							T13	T11	CUT	T14	T8	6
TOUR Championship							T13		28	12	1	T15
WGC-Accenture												
WGC-Cadillac												
WGC-Bridgestone												
WGC-HSBC Champions												
The Barclays			CUT	T44				T5		T14	T2	
Deutsche Bank Championship												
BMW Championship	T54	CUT	CUT				T9	CUT	T52		T18	T52

Tournament	'98	'99	'00	'01	'02	'03	'04	'05	'06	'07	'08	'09
The Masters	CUT	T31	6	T18	CUT	CUT		T13	CUT			
US Open	T5	T28	T23	T24	T45			CUT	CUT			T47
British Open	CUT	CUT	T4	CUT	CUT	T46	CUT	T23	CUT	T51	T32	T60
PGA Championship	T29	T34	W/D	CUT	T29	CUT		CUT	CUT	T69	T42	T60
THE PLAYERS	T2	CUT	8	T12	T28	T39	CUT	T2	T27	T23	T6	
TOUR Championship	15	T15	T18	T15								
WGC-Accenture		T33	T17	T9	T5	T33		T17	4			
WGC-Cadillac		T25		CNL	T39			61	DNS			
WGC-Bridgestone		T15	T31		T38			T41	T42			
WGC-HSBC Champions												
The Barclays	3	T35	CUT	DQ	T7	T8	CUT		T18	CUT	CUT	
Deutsche Bank Championship												
BMW Championship			T55	T31		T57						

Tournament	'10	'11
The Masters		
US Open	CUT	
British Open	T14	T22
PGA Championship	T55	
THE PLAYERS		
TOUR Championship		
WGC-Accenture		
WGC-Cadillac		
WGC-Bridgestone		
WGC-HSBC Champions		
The Barclays		
Deutsche Bank Championship		
BMW Championship		

Marc Leishman (LEESH-mun)



EXEMPT STATUS: 100th on 2011 money list
HEIGHT: 6-2
WEIGHT: 200
BIRTHDATE: October 24, 1983
BIRTHPLACE: Warrnambool, Victoria, Australia
RESIDENCE: Virginia Beach, VA

FAMILY: Wife, Audrey
SPECIAL INTERESTS: Surfing, cricket
TURNED PRO: 2005
 Nationwide Tour Graduate (2008)
JOINED TOUR: 2009

PGA TOUR BEST FINISHES:

T2–2009 BMW Championship. T2–2010 Farmers Insurance Open

BEST 2011 PGA TOUR FINSHES:

T3–Arnold Palmer Invitational presented by MasterCard.

INTERNATIONAL VICTORIES:

(1): 2006 Jisan Resort Open [Kor], Queensland Cairns Classic [Aus], Toyota Southern Classic [Aus]. 2007 Toyota Southern Classic [Aus].

2011 PGA TOUR HIGHLIGHTS:

At No. 100, snuck into the top 100 on the money list for the third consecutive season...Finished T9 at the Farmers Insurance Open, his second consecutive top 10 at the event after T2 in 2010...Finished T3 at the Arnold Palmer Invitational, posting rounds of 66-71 on the weekend to finish two strokes behind champion Martin Laird...Advanced to the 70-player BMW Championship field for the third time, but a T42 finish at the Chicago-area event left him No. 65 in the FedExCup standings and out of the TOUR Championship by Coca-Cola.

PERSONAL:

Likes to surf and watch Australian Rules Football but says his favorite sport is cricket. Says it's tough to explain cricket to Americans but its a lot like golf because it lasts a long time, you have to pace yourself, requires strategic decision making and you must

take chances at the right time...Lists Greg Norman as one of his heroes as a youngster but modeled his game after Ernie Els.

PLAYER STATISTICS:

Scoring Average	70.95	(108)
Driving Distance	296.0	(54)
Driving Accuracy Percentage	54.41%	(174)
Greens in Regulation Percentage	64.43%	(122)
Strokes Gained - Putting	-.118	(127)

MISC STATISTICS:

CAREER PGA TOUR LOW ROUND/ROUND
 62–2009 Deutsche Bank Championship/2

LARGEST PGA TOUR PAYCHECK
\$660,000–2009 BMW Championship/T2

HIGHEST OWGR RANK
 After 2010 Northern Trust Open/75

PGA TOUR CAREER SUMMARY

Year	Events Played	Cuts Made	1st	2nd	3rd	Top 10	Top 25	FedExCup Pts	FedExCup Rank	Earnings	Money Rank
2011	27	17			1	2	4	65	65	916,330	100
2010	26	17		1		2	9	44	44	1,488,837	59
2009	28	18		1		3	8	20	20	1,742,243	47
Total	81	52		2	1	7	21			4,147,410	243

NATIONWIDE TOUR CAREER SUMMARY

Year	Events Played	Cuts Made	1st	2nd	3rd	Top 10	Top 25	Earnings	Money Rank
2008	25	16	1	1		5	8	244,224	19
2007	8	5			1	2	4	63,643	92
2006	2	1						2,535	254
Total	35	22	1	1	1	7	12	310,402	273

AUSTRALIAN TOUR 2011 SUMMARY

Year	Events Played	Cuts Made	1st	Earnings	Money Rank
2011	2	1		43,136	

TOP TOURNAMENT SUMMARY

Tournament	'09	'10	'11
The Masters		CUT	
US Open		CUT	T51
British Open		T60	
PGA Championship		T48	
THE PLAYERS		CUT	CUT
TOUR Championship	T28		
WGC-Accenture			
WGC-Cadillac		T63	
WGC-Bridgestone			
WGC-HSBC Champions			
The Barclays	CUT	T36	T32
Deutsche Bank Championship	T15	T61	T42
BMW Championship	T2	T11	T42

Justin Leonard



EXEMPT STATUS: Multiple tournament winner (through 2012)

HEIGHT: 5-9

WEIGHT: 170

BIRTHDATE: June 15, 1972

BIRTHPLACE: Dallas, TX

RESIDENCE: Dallas, TX

FAMILY: Wife, Amanda; Reese Ella (9/14/03), Avery Kate (3/29/05), Luke Garrett (7/22/06), Skylar (4/15/10)

SPECIAL INTERESTS: Fishing, hiking, skiing

EDUCATION: University of Texas (1994, Business)

TURNED PRO: 1994

JOINED TOUR: 1994

PGA TOUR VICTORIES (12):

1996 Buick Open. 1997 Kemper Open. 1997 British Open Championship. 1998 THE PLAYERS Championship. 2000 Westin Texas Open at LaCantera. 2001 Texas Open at LaCantera. 2002 WORLDCOM CLASSIC-The Heritage of Golf. 2003 The Honda Classic. 2005 Bob Hope Chrysler Classic. 2005 FedEx St. Jude Classic. 2007 Valero Texas Open. 2008 Stanford St. Jude Championship

BEST 2011 PGA TOUR FINSHES:

2--Children's Miracle Network Hospitals Classic.

NATIONAL TEAMS:

The Presidents Cup (5), 1996, 1998, 2003, 2005, 2009; Ryder Cup (3), 1997, 1999, 2008; World Cup (2), 1997, 2003; World Amateur Team Championship (1), 1992; Walker Cup (1), 1993; Dunhill Cup (1), 1997.

OTHER VICTORIES:

(1): 2000 CVS Charity Classic [with Davis Love III].

2011 PGA TOUR HIGHLIGHTS:

Made just 14 of 26 cuts on TOUR with only one top-10 finish for the second straight year. From 1994-2009 had at least two top 10s each season...Entered the Wyndham Championship outside the top 125 in the FedExCup standings, at No. 142. He worked his way inside the top 125 in the FedExCup standings during the final round at the Wyndham Championship until a bogey on his final hole dropped him to No. 126 and out of the Playoffs for the first time in his career. Finished T17 at the Wyndham Championship, six points behind rookie William McGirt in the standings...Entered the final event of year in search of his first top 10 of the season. It would have been his first season without a top 10 since joining the TOUR in 1994. Responded with a second-place finish at the Children's Miracle Network Hospitals Classic. Posted a 9-under 63 in round two to claim a share of the lead. Chipped in three times on the front nine and needed just 11 putts on that stretch in round three to retain a share of the lead headed into Sunday. Finished second to Luke Donald, Leonard's best finish since losing in a playoff at the same event in 2009.

PERSONAL:

In late 2001, completed the White Rock Marathon in Dallas in 3 hours, 55 minutes. Wife, Amanda, has run several marathons, including New York City Marathon...Grew up playing at Royal Oaks CC in Dallas with Harrison Frazar, his roommate at the University of Texas.

PLAYER STATISTICS:

Scoring Average	71.00	(113)
Driving Distance	280.1	(168)
Driving Accuracy Percentage	65.29%	(47)
Greens in Regulation Percentage	64.91%	(112)
Strokes Gained - Putting	-.113	(124)

MISC STATISTICS:

CAREER PGA TOUR LOW ROUND/ROUND

61--2 times, most recent 2003 Bank of America Colonial/4

LARGEST PGA TOUR PAYCHECK

\$1,080,000--2008 Stanford St. Jude Championship/1

HIGHEST OWGR RANK

After 1998 Masters Tournament/5

PGA TOUR CAREER SUMMARY


Year	Events Played	Cuts Made	1st	2nd	3rd	Top 10	Top 25	FedExCup Pts	FedExCup Rank	Earnings	Money Rank
2011	26	14		1		1	5	126	126	952,962	91
2010	27	19			1	1	8	59	59	1,026,445	87
2009	26	21		1		6	12	39	39	2,232,378	30
2008	25	24	1	1		8	15	8	8	3,943,542	10
2007	29	17	1	1		5	9	102	102	2,079,248	33
2006	26	17				2	5			781,756	109
2005	24	17	2			4	8			2,665,131	12
2004	25	21		1		3	9			1,531,023	42
2003	23	19	1	1		4	13			2,450,525	17
2002	26	23	1	1		7	17			2,738,235	8
2001	30	22	1			9	12			1,783,842	25
2000	28	22	1	3		4	14			2,023,465	14
1999	28	26		2	2	7	25			2,020,991	8
1998	28	22	1	2		8	13			1,671,823	8
1997	29	25	2	1	1	8	13			1,587,531	5
1996	29	23	1	1		8	13			943,140	11
1995	31	25		2		7	13			748,793	22
1994	13	5			1	2	4			140,413	126
1993A	7	5					1				
Total	480	367	12	18	5	94	209			31,321,245	10

TOP TOURNAMENT SUMMARY

Tournament	'93	'94	'95	'96	'97	'98	'99	'00	'01	'02	'03	'04
The Masters	CUT			T27	T7	T8	T18	T28	T27	T20	CUT	T35
US Open	T68			T50	T36	T40	T15	T16	CUT	T12	T20	CUT
British Open			T58	CUT	1	T57	PT2	T41	CUT	T14	CUT	T16
PGA Championship			T8	T5	2	CUT	CUT	T41	T10	T4	CUT	PT2
THE PLAYERS			T34	T65	T37	1	T23	T22	CUT	T44	T21	T42
TOUR Championship			T7	T6	T8	T5	T12	T16	T22	T18	T21	
WGC-Accenture							T17	T17	T9	T33	T17	T33
WGC-Cadillac							T11	T25	CNL	T11		T28
WGC-Bridgestone							20	T2		T28	T23	T50
WGC-HSBC Champions												
The Barclays							T22		T56			
Deutsche Bank Championship												
BMW Championship	T25	T26	T2	T8	T3	T9	T20		T20	T61	T43	

Tournament	'05	'06	'07	'08	'09	'10	'11
The Masters	T13	T39		T20	CUT	CUT	
US Open	T23	CUT	CUT	T36	CUT	T14	
British Open	T52		CUT	T16	T8	CUT	CUT
PGA Championship	CUT	CUT	CUT	T58	T67	T39	
THE PLAYERS	CUT	CUT	CUT	CUT	T32	T52	T57
TOUR Championship	28			T10			
WGC-Accenture	T33	T33		4	T5	T33	
WGC-Cadillac	T46			T34	T9		
WGC-Bridgestone	T19	T31	T9	T20	44	T22	
WGC-HSBC Champions							
The Barclays	T7	T29	CUT	T7	T31	T36	
Deutsche Bank Championship	T15	CUT	T55	T7	T19	T30	
BMW Championship				T17	T49	T30	

Spencer Levin (luh-VEEN)



EXEMPT STATUS: 31st on 2011 money list
HEIGHT: 5-10
WEIGHT: 155
BIRTHDATE: June 15, 1984
BIRTHPLACE: Sacramento, CA
RESIDENCE: Elk Grove, CA
FAMILY: Single

SPECIAL INTERESTS: Watching television, sleeping
EDUCATION: University of New Mexico
TURNED PRO: 2005
Q-SCHOOL: 2009
 Nationwide Tour Graduate (2008)
JOINED TOUR: 2009

PGA TOUR BEST FINISHES:

2–2011 Mayakoba Golf Classic at Riviera Maya-Cancun

BEST 2011 PGA TOUR FINSHES:

P2–Mayakoba Golf Classic at Riviera Maya-Cancun.

NATIONAL TEAMS:

Palmer Cup (1), 2005.

2011 PGA TOUR HIGHLIGHTS:

Turned in his best season on TOUR, finishing No. 31 on the money list while making 25 of 31 cuts—including six top-10s and 13 top 25s...Northern California native posted four consecutive sub-par rounds at the AT&T Pebble Beach National Pro-Am to finish T4 for first top-10 finish of the season...One of a PGA TOUR-record nine players tied for the lead after the first round of the Northern Trust Open, at 4-under-par. Finished T12...One week later, posted rounds of 68-67-67-65—267 at the Mayakoba Golf Classic to force a playoff with Johnson Wagner. Wagner took the title on the first playoff hole with a par.

Father Don, who played on TOUR from 1981-83, was his caddie during the week...Making his eighth start in as many weeks, opening with a 3-under-par 67 to hold the first-round lead at The Honda Classic. Finished T14, his fourth top-15 finish in succession...Opened with a bogey-free 6-under 66 and the largest 18-hole lead of the season (three strokes) at the Arnold Palmer Invitational. Added rounds of 70-71, and entered the final round in second place, trailing Martin Laird by two strokes. Playing in the final group Sunday, posted a front-nine 41 en route to a 76 and a T6 finish...In July, rallied after an opening-round, 3-over 73 with a 4-under 66 in the second round en route to T9 honors at the RBC Canadian Open. Tied with amateur Patrick Cantlay, Charl Schwartzel and John Daly...Recorded four rounds in the 60s to finish T5 at the Justin Timberlake Shriners Hospitals for Children Open. His fifth top-10 finish became a career-best since joining the TOUR in 2009...Wasn't done there. A week later, kept the fire alive at the Frys.com Open where he finished in an eight-way tie for seventh place. Was the second consecutive year to post back-to-back, top-10s in Fall Series events.

PERSONAL:

Father, Don, was a two-time All-America golfer at San Jose State and played the PGA TOUR in the

early 1980s, with a best finish of T6 at the 1981 Texas Open. Middle name of Joseph given after Joe Montana, the San Francisco 49ers Hall of Fame quarterback. Won sectional baseball title at Elk Grove High School. Pitched in three California State Championship All-Star baseball games.

PLAYER STATISTICS:

Scoring Average	69.85	(11)
Driving Distance	286.3	(127)
Driving Accuracy Percentage	63.53%	(69)
Greens in Regulation Percentage	67.99%	(35)
Strokes Gained - Putting	-.042	(115)

MISC STATISTICS:

CAREER PGA TOUR LOW ROUND/ROUND

62–2009 Justin Timberlake Shriners Hospitals for Children Open/1

LARGEST PGA TOUR PAYCHECK

\$399,600–2011 Mayakoba Golf Classic at Riviera Maya-Cancun/2

HIGHEST OWGR RANK

After 2011 CIMB Asia Pacific Classic Malaysia/80

PGA TOUR CAREER SUMMARY

Year	Events Played	Cuts Made	1st	2nd	3rd	Top 10	Top 25	FedExCup Pts	FedExCup Rank	Earnings	Money Rank
2011	31	25		1		6	13	47	47	2,320,038	31
2010	31	24			1	3	8	81	81	1,199,672	74
2009	25	13				1	4	143	143	531,240	141
2008	1	1								15,518	
2007	2										
2006	1	1								11,520	
2005	7	3					1			78,082	
2004A	1	1					1				
Total	99	68		1	1	10	27			4,156,070	242

NATIONWIDE TOUR CAREER SUMMARY

Year	Events Played	Cuts Made	1st	2nd	3rd	Top 10	Top 25	Earnings	Money Rank
2009	4	3						8,653	199
2008	28	19		1	1	7	12	236,185	22
2006	4	2					1	13,037	169
2003A	1	1							
Total	37	25		1	1	7	13	257,875	331

TOP TOURNAMENT SUMMARY

Tournament	'04	'05	'07	'10	'11
The Masters					
US Open	T13	CUT			
British Open			CUT		T44
PGA Championship					T26
THE PLAYERS				T45	T12
TOUR Championship					
WGC-Accenture					
WGC-Cadillac					
WGC-Bridgestone					
WGC-HSBC Champions					
The Barclays		CUT		T64	CUT
Deutsche Bank Championship				CUT	T37
BMW Championship					T49

J.L. Lewis



EXEMPT STATUS: Past Champion

HEIGHT: 6-4

WEIGHT: 210

BIRTHDATE: July 18, 1960

BIRTHPLACE: Emporia, KS

RESIDENCE: Austin, TX

FAMILY: Wife, Dawn; Cole (5/12/84), Sherry (4/30/87); one granddaughter

SPECIAL INTERESTS: Family, basketball

EDUCATION: Texas State University

TURNED PRO: 1984

Q-SCHOOL: 1988, 1994

Nationwide Tour Graduate (1997)

JOINED TOUR: 1988

PGA TOUR VICTORIES (2):

1999 John Deere Classic. 2003 84 Lumber Classic of Pennsylvania

BEST 2011 PGA TOUR FINSHES:

73--Viking Classic.

INTERNATIONAL VICTORIES:

(1): 1999 Honda Invitational [Mex].

2011 PGA TOUR HIGHLIGHTS:

Equaled career-best finish on the Champions Tour when he was T6 at the SAS Championship...Was T18 at the Mississippi Gulf Resort Classic...Made a start at the PGA TOUR's Viking Classic and finished 73rd.

PERSONAL:

Named to the 1978 all-state high school basketball team and earned golf scholarship to Emporia State (KS) University. Later transferred to Texas State University on a golf scholarship; finished second and team won Division II national title in 1983...Wife, Dawn, caddied for him most of 1997...Worked as head professional at Forest Creek GC in Round Rock, TX, for three years before giving TOUR golf another shot...Three-time Player of the Year in South Texas Section of PGA and Player of the Year in Southwest Section PGA in Nevada...Introduced into Emporia High School Hall of Fame in 2001...Inducted into Texas State University Hall of Honor in 2002...Has an interest in writing, specifically about golf instruction, for which he has penned more than 1,000 tips. Published a book, the Pocket Pro edition of Golf Tips from the Tour. Own Web site is jllewis-golf.com.

PLAYER STATISTICS:

Scoring Average	74.48	(N/A)
Driving Distance	280.4	(N/A)
Driving Accuracy Percentage	73.21%	(N/A)
Greens in Regulation Percentage	73.61%	(N/A)
Strokes Gained - Putting	-.997	(N/A)

MISC STATISTICS:

CAREER PGA TOUR LOW ROUND/ROUND

62--2 times, most recent 2004 FUNAI Classic at the WALT DISNEY WORLD Resort/1

LARGEST PGA TOUR PAYCHECK

\$720,000--2003 84 Lumber Classic of Pennsylvania/1

HIGHEST OWGR RANK

After 2004 Bob Hope Chrysler Classic/66

PGA TOUR CAREER SUMMARY

Year	Events Played	Cuts Made	1st	2nd	3rd	Top 10	Top 25	FedExCup Pts	FedExCup Rank	Earnings	Money Rank
2011	1	1						260	260	7,056	258
2010	4	1						235	235	12,960	241
2009	4	1						255	255	5,820	258
2008	16	3						238	238	34,003	239
2007	4	1						246	246	12,915	248
2006	17	12				1	3			438,669	158
2005	30	19				4	5			1,031,159	74
2004	32	21				2	9			807,345	102
2003	31	18	1	1		6	9			2,039,259	28
2002	31	17		1		4	9			957,182	65
2001	31	23				1	5			508,618	98
2000	30	21			1	2	5			610,432	78
1999	31	17	1			2	6			622,883	66
1998	32	15				2	6			287,753	104
1996	3	2					1			26,118	228
1995	28	13					1			59,750	190
1994	3	2								3,299	291
1993	3	2								5,965	261
1992	2										
1989	21	4								9,087	214
1985	1										
Total	355	193	2	2	1	24	59			7,480,274	160

CHAMPIONS TOUR CAREER SUMMARY

Year	Events Played	Cuts Made	1st	2nd	3rd	Top 10	Top 25	Earnings	Money Rank
2011	19	17				1	3	186,713	64
2010	12	11				2	4	257,253	60
Total	31	28				3	7	443,966	240

NATIONWIDE TOUR CAREER SUMMARY

Year	Events Played	Cuts Made	1st	2nd	3rd	Top 10	Top 25	Earnings	Money Rank
2010	4	1						1,719	277
2009	15	5					1	22,818	153
2008	7	1						2,160	258
1999	1								
1998	3	2		1		2	2	31,819	69
1997	28	21		2	2	6	15	119,829	7
1996	3	2				1	1	10,673	120
1995	3	3			1	1	1	18,070	92
1994	3	1						315	297
1993	9	4					1	3,565	156
1992	1	1						913	239
1991	1								
1990	1	1						710	245
Total	79	42		3	3	10	21	212,590	385

TOP TOURNAMENT SUMMARY

Tournament	'93	'94	'95	'96	'98	'99	'00	'01	'02	'03	'04	'05
The Masters											CUT	
US Open				T40			CUT	T30			CUT	T49
British Open										T22		
PGA Championship	CUT	CUT				T21			CUT	T34	T24	T47
THE PLAYERS						CUT	CUT	T73	T63	CUT	CUT	T8
TOUR Championship										28		
WGC-Accenture												
WGC-Cadillac										T59		
WGC-Bridgestone											T55	
WGC-HSBC Champions												
The Barclays			T60		CUT	T46		T19	W/D	T8	CUT	T46
Deutsche Bank Championship										CUT		
BMW Championship					T53	T27	T29	T57	CUT	T43	T79	

Tournament	'06
The Masters	
US Open	
British Open	
PGA Championship	
THE PLAYERS	CUT
TOUR Championship	
WGC-Accenture	
WGC-Cadillac	
WGC-Bridgestone	
WGC-HSBC Champions	
The Barclays	CUT
Deutsche Bank Championship	
BMW Championship	

Frank Lickliter II



EXEMPT STATUS: Past Champion

HEIGHT: 6-1

WEIGHT: 185

BIRTHDATE: July 28, 1969

BIRTHPLACE: Middletown, OH

RESIDENCE: Ponte Vedra Beach, FL

FAMILY: Fiancee, Diane Owen; Steele Ablon and Storm Edwards (1/11/08)

SPECIAL INTERESTS: Hunting, fishing, reading, Wounded Warrior Project and supporting our troops.

EDUCATION: Wright State University (1991, Sociology)

TURNUED PRO: 1991

Q-SCHOOL: 1995, 1996, 2005, 2007

Nationwide Tour Alumnus

JOINED TOUR: 1996

PGA TOUR VICTORIES (2):

2001 Kemper Insurance Open. 2003 Chrysler Classic of Tucson

BEST 2011 PGA TOUR FINSHES:

T22–Waste Management Phoenix Open.

2011 PGA TOUR HIGHLIGHTS:

Recorded lone top-25 PGA TOUR finish in first start of the season, a T22 at the Waste Management Phoenix Open. Made just one cut in eight starts on the Nationwide Tour.

PERSONAL:

Enjoyed a bear-hunting trip to Alaska with Fuzzy Zoeller in spring 2000, fall 2003 and spring 2006...Visited U.S. troops at Guantanamo Bay, Cuba and Korea and on a 2006 USO/Armed Forces Entertainment tour to the Persian Gulf with TOUR players Corey Pavin, Donnie Hammond, Jerry Kelly and Howard Twitty at Thanksgiving 2006...Has taken a lead in raising awareness and provide funding for the Wounded Warrior Project (woundedwarrior-project.org). The WWP, based in Ponte Vedra Beach, FL, assists soldiers who have been injured in Iraq...In December 2005 at TPC Sawgrass, set THE PLAYERS Stadium Course record with a 62, including the first double eagle on the par-5 11th hole.

PLAYER STATISTICS:

Scoring Average	71.31	(N/A)
Driving Distance	290.6	(N/A)
Driving Accuracy Percentage	61.26%	(N/A)
Greens in Regulation Percentage	61.62%	(N/A)
Strokes Gained - Putting	.212	(N/A)

MISC STATISTICS:

CAREER PGA TOUR LOW ROUND/ROUND

62–3 times, most recent 2006 FUNAI Classic at the WALT DISNEY WORLD Resort/4

LARGEST PGA TOUR PAYCHECK

\$630,000–2001 Kemper Insurance Open/1

HIGHEST OWGR RANK

After 2001 Bell Canadian Open/41

PGA TOUR CAREER SUMMARY

Year	Events Played	Cuts Made	1st	2nd	3rd	Top 10	Top 25	FedExCup Pts	FedExCup Rank	Earnings	Money Rank
2011	12	8					1	205	205	144,160	203
2010	6	4						208	208	74,721	214
2009	14	5					2	182	182	183,419	191
2008	32	22					3	97	97	548,113	149
2007	30	19					4	93	93	584,084	139
2006	29	19		1		6	10			1,655,678	44
2005	33	19				1	3			486,581	147
2004	27	19			1	4	7			1,259,234	58
2003	30	17	1	1		3	7			1,340,436	49
2002	30	19				2	8			740,460	93
2001	29	22	1	1		8	11			1,941,911	19
2000	31	22			2	6	9			889,153	53
1999	31	23		1		4	12			872,422	44
1998	32	22				5	12			600,847	45
1997	30	14				3	5			221,049	107
1996	29	15				1	4			138,847	138
1994	1										
Total	426	269	2	4	3	43	98			11,681,116	97

NATIONWIDE TOUR CAREER SUMMARY

Year	Events Played	Cuts Made	1st	2nd	3rd	Top 10	Top 25	Earnings	Money Rank
2011	8	1						1,920	272
2010	21	8		1		2	3	97,618	69
2009	2	1						1,636	301
1996	1								
1995	27	18	1		2	5	10	102,227	15
1994	4	2					1	3,920	151
1993	4	2					1	2,404	174
Total	67	32	1	1	2	7	15	209,725	388

TOP TOURNAMENT SUMMARY

Tournament	'94	'96	'97	'98	'99	'00	'01	'02	'03	'04	'05	'06
The Masters					CUT			W/D				
US Open	CUT	T67	CUT	T18		CUT	T52	T50				T57
British Open							T37	CUT		CUT		
PGA Championship				T4	CUT		T51	CUT	T29	W/D		
THE PLAYERS				CUT	T23	T48	T7	T49	CUT	T3	T79	
TOUR Championship							T20					
WGC-Accenture								T33				
WGC-Cadillac							CNL					
WGC-Bridgestone												
WGC-HSBC Champions												
The Barclays		CUT	T67	78		CUT						T42
Deutsche Bank Championship									T63	T25	T15	T7
BMW Championship		CUT	CUT	T17	T17	T9	T10	CUT	CUT	CUT	T40	CUT

Tournament	'07	'08
The Masters		
US Open		
British Open		
PGA Championship	T50	
THE PLAYERS	T37	
TOUR Championship		
WGC-Accenture		
WGC-Cadillac		
WGC-Bridgestone		
WGC-HSBC Champions		
The Barclays	T41	64
Deutsche Bank Championship		T69
BMW Championship		

Edward Loar



EXEMPT STATUS: T18 at 2011 PGA TOUR Qualifying Tournament
HEIGHT: 6-4
WEIGHT: 215
BIRTHDATE: November 15, 1977
BIRTHPLACE: Dallas, TX
RESIDENCE: Dallas, TX

FAMILY: Wife, Melaney Collins (9/5/11), James (9/5/11), William (9/5/11)
SPECIAL INTERESTS: Fishing, cooking, watching TV
EDUCATION: Oklahoma State University (2000, Business Administration)
TURNED PRO: 2000
JOINED TOUR: 2012

PGA TOUR BEST FINISHES:

T18–2000 B.C. Open

INTERNATIONAL VICTORIES:

(2): 2003 Thailand Open [Asia]. 2004 Kolon Korean Open [Asia].

NATIONAL TEAMS:

Walker Cup (1), 1999; Palmer Cup (1), 1998.

2011 PGA TOUR HIGHLIGHTS:

Made 12 Nationwide Tour starts, with his lone top-20 finish being a T17 at the Mexico Open in his third start of the season...In December, he finished T18 at the PGA TOUR Qualifying Tournament to earn his PGA TOUR card for the first time.

PERSONAL:

Became a father for the first time in September 2011 when he and his wife welcomed triplets Collins, James and William into their home...A natural left-hander, he resisted his father's efforts to get him to play right-handed...Lists Brian Mahon and Mark Hernandez as instructors...Says finishing second at the 2006 Dunhill Links Championship is his biggest thrill in golf...Enjoys fast cars. His first car was a Honda Prelude...Favorite course is Carnoustie GL, and he would like to play Pine Valley. Favorite teams are the Oklahoma State Cowboys and the Dallas Mavericks. Favorite TV show is "Modern Family," and "Caddyshack" is his favorite movie. Bringing Down the House is his favorite book. Will Ferrell is his favorite entertainer, and Dirk Nowitzki is his favorite athlete to watch. Likes Mexican food. Favorite places to visit are Hong Kong, Bangkok, Thailand, and Singapore. Phuket, Thailand, and Colorado are his favorite vacation spots...Would include

his dad, his brother and Fred Couples in his dream foursome...Not many people know he is an excellent cook...Bucket list includes driving on the Autobahn and attending the Oregon-Oregon State football game in Eugene, OR...Charity work includes Legacy Boxer Rescue in the Dallas area. He owns a boxer named Rookie...Father, Jay, was the long-time golf coach at Southern Methodist University, where younger brother, Nicholas, played and lettered.

MISC STATISTICS:

CAREER PGA TOUR LOW ROUND/ROUND
67–2000 B.C. Open/3

LARGEST PGA TOUR PAYCHECK
\$22,667–2000 B.C. Open/T18

HIGHEST OWGR RANK
After 2006 Chrysler Classic of Greensboro/171

PGA TOUR CAREER SUMMARY

Year	Events Played	Cuts Made	1st	2nd	3rd	Top 10	Top 25	FedExCup Pts	FedExCup Rank	Earnings	Money Rank
2009	1										
2007	1										
2004	1	1								11,400	
2003	1										
2001	1										
2000	5	1					1			22,667	
Total	10	2					1			34,067	

NATIONWIDE TOUR CAREER SUMMARY

Year	Events Played	Cuts Made	1st	2nd	3rd	Top 10	Top 25	Earnings	Money Rank
2011	12	6					1	21,643	139
2010	1								
2009	1								
2007	19	8			1	1	3	55,226	102
2006	2								
2004	1	1						2,352	286
2003	2								
2001	1								
Total	39	15			1	1	4	79,221	618

Davis Love III



EXEMPT STATUS: 88th on 2011 money list; Life Member
HEIGHT: 6-3
WEIGHT: 175
BIRTHDATE: April 13, 1964
BIRTHPLACE: Charlotte, NC
RESIDENCE: Sea Island, GA
FAMILY: Wife, Robin; Alexia (6/5/88), Davis IV (12/2/93)

SPECIAL INTERESTS: Fishing, reading novels, hunting, golf course architecture

EDUCATION: University of North Carolina

TURNED PRO: 1985

Q-SCHOOL: 1985

JOINED TOUR: 1986

PGA TOUR VICTORIES (20):

1987 MCI Heritage Golf Classic. 1990 The International. 1991 MCI Heritage Golf Classic. 1992 THE PLAYERS Championship. 1992 MCI Heritage Golf Classic. 1992 KMart Greater Greensboro Open. 1993 Infiniti Tournament of Champions. 1993 Las Vegas Invitational. 1995 Freeport-McMoRan Classic. 1996 Buick Invitational. 1997 PGA Championship. 1997 Buick Challenge. 1998 MCI Classic. 2001 AT&T Pebble Beach National Pro-Am. 2003 AT&T Pebble Beach National Pro-Am. 2003 THE PLAYERS Championship. 2003 MCI Heritage. 2003 The INTERNATIONAL. 2006 Chrysler Classic of Greensboro. 2008 Children's Miracle Network Classic presented by Wal-Mart

BEST 2011 PGA TOUR FINSHES:

T9—Sony Open in Hawaii. T9—British Open Championship.

INTERNATIONAL VICTORIES:

(1): 1998 Chunichi Crowns [Jpn].

NATIONAL TEAMS:

The Presidents Cup (6), 1994, 1996, 1998, 2000, 2003, 2005; Ryder Cup (6), 1993, 1995, 1997, 1999, 2002, 2004; World Cup (5), 1992, 1993, 1994, 1995, 1997; Walker Cup (1), 1985; Dunhill Cup (1), 1992.

OTHER VICTORIES:

(10): 1990 JC Penney Classic [with Beth Daniel]. 1992 World Cup [with Fred Couples]. 1993 World Cup [with Fred Couples]. 1994 World Cup of Golf [with Fred Couples]. 1995 World Cup [with Fred Couples], World Cup [indiv], JC Penney Classic [with Beth Daniel]. 2000 CVS Charity Classic [with Justin Leonard], Target World Challenge. 2003 Target World Challenge.

2011 PGA TOUR HIGHLIGHTS:

Made 13 of 22 cuts to go with a pair of top-10 finishes. Missed the cut at the Masters but finished strong by making the cut in the final three majors, including a T11 at the U.S. Open and a T9 at the British Open...Finished T9 at the Sony Open in Hawaii for his 300th PGA TOUR top-25 finish...Struggled in his next seven starts before a solid stretch which included a T16 at the Wells Fargo Championship, T12 at THE PLAYERS, T11 at the John Deere Classic and T9 in his 25th career appearance at the British Open. His start at Royal St. George's—the 90th major championship appearance of his career—came at the same course as his best Open finish (T4 in 2003)...Appointed by the PGA of America to serve as the U.S. Ryder Cup captain in 2012.

PERSONAL:

Father was highly regarded golf teacher who died in a plane crash in 1988. Davis III was born shortly after his father contended at 1964 Masters. Wrote book *Every Shot I Take* to honor his dad's lessons and teachings on golf and life.

Book was named recipient of 1997 USGA International Book Award...Conducts charity event to benefit Safe Harbour...Brother, Mark, has caddied for him and also involved in golf course design...Inducted into University of North Carolina Order of Merit in 1997...Named honorary chairman for PGA of America's National Golf Day in June 1998...Inducted into the Georgia Golf Hall of Fame in Augusta in January 2001...Owns and raises horses, with a seven-stall barn at home. Daughter, Lexie, is a nationally ranked competitive rider in the adult division on Paso Fino horses...Love Enterprises and Associates redesigned Forest Oaks CC, former site of the Wyndham Championship in Greensboro, NC, in 2003...Travels to many PGA TOUR events on Featherlite custom bus...Featured in episode of "American Chopper" on The Discovery Channel in 2004. Love received a custom-built motorcycle from his wife for his 40th birthday...Began hosting the McGladrey Classic, an official PGA TOUR event, in 2010.

PLAYER STATISTICS:

Scoring Average	70.55	(58)
Driving Distance	298.5	(33)
Driving Accuracy Percentage	59.45%	(125)
Greens in Regulation Percentage	68.25%	(28)
Strokes Gained - Putting	-.280	(155)

MISC STATISTICS:

CAREER PGA TOUR LOW ROUND/ROUND

60—1994 United Airlines Hawaiian Open/2

LARGEST PGA TOUR PAYCHECK

\$1,170,000—2003 THE PLAYERS Championship/1

HIGHEST OWGR RANK

After 1999 GTE Byron Nelson Classic/2

PGA TOUR CAREER SUMMARY

Year	Events Played	Cuts Made	1st	2nd	3rd	Top 10	Top 25	FedExCup Pts	FedExCup Rank	Earnings	Money Rank
2011	22	13				2	7	95	95	1,056,300	88
2010	24	15				3	6	80	80	1,214,472	73
2009	27	20		1		2	10	51	51	1,622,401	52
2008	23	16	1		1	3	7	154	154	1,695,237	48
2007	21	14				3	4	93	93	1,016,489	96
2006	23	18	1	1		4	9			2,747,206	16
2005	24	16		2		9	14			2,658,779	13
2004	24	18		2	1	8	11			3,075,092	10
2003	23	20	4	1	1	11	16			6,081,896	3
2002	26	21		2		6	14			2,056,160	21
2001	20	17	1	3		12	15			3,169,463	5
2000	25	22		3	1	9	16			2,337,765	9
1999	23	21		4	2	13	17			2,475,328	3
1998	21	19	1	1	2	10	16			1,541,152	11
1997	25	24	2		1	13	17			1,635,953	3
1996	23	19	1	3		11	14			1,211,139	7
1995	24	22	1	1	1	9	15			1,111,999	6
1994	28	21		1		5	10			474,219	33
1993	26	23	2	1		5	12			777,059	12
1992	25	22	3	1	1	9	15			1,191,630	2
1991	28	23	1	1	1	8	14			686,361	8
1990	27	20	1		1	4	12			537,172	20
1989	24	17		1	1	4	10			278,760	44
1988	29	17				3	9			156,068	75
1987	26	18	1	1		4	9			297,378	33
1986	31	22			1	2	7			113,245	77
1985A	1										
Total	643	498	20	30	15	172	306			41,218,723	6


TOP TOURNAMENT SUMMARY

Tournament	'86	'87	'88	'89	'90	'91	'92	'93	'94	'95	'96	'97
The Masters			CUT			T42	T25	T54	CUT	2	T7	T7
US Open			CUT	T33		T11	T60	T33	T28	T4	T2	T16
British Open		CUT	CUT	T23	CUT	T44	CUT	CUT	T38	T98	CUT	T10
PGA Championship	T47	CUT		T17	T40	T32	T33	T31	CUT	CUT	CUT	1
THE PLAYERS	T14	CUT	DQ	CUT	T24	CUT	1	T67	T6	T6	T46	DQ
TOUR Championship					T12	T19	T25	27		T16	13	3
WGC-Accenture												
WGC-Cadillac												
WGC-Bridgestone												
WGC-HSBC Champions												
The Barclays						CUT	T14		T38			
Deutsche Bank Championship												
BMW Championship	CUT	T8	CUT	CUT	T80	T65	CUT		CUT	T60	T55	T7

Tournament	'98	'99	'00	'01	'02	'03	'04	'05	'06	'07	'08	'09
The Masters	T33	2	T7	CUT	T14	T15	T6	CUT	T22	T27		
US Open	CUT	T12	CUT	T7	T24	CUT	CUT	T6	CUT	CUT	T53	
British Open	8	T7	T11	T21	T14	T4	T5	CUT	CUT	CUT	T19	T27
PGA Championship	T7	T49	T9	T37	T48	CUT	CUT	T4	T34	CUT	CUT	CUT
THE PLAYERS	T57	T10	T48	CUT	CUT	1	T33	T8	CUT	T75	T54	CUT
TOUR Championship	T8	2	T8	T15	T5	T5	W/D	T4	27			
WGC-Accenture		T33	4		T17	T17	2	T9	2	T33		T17
WGC-Cadillac		T16		CNL	8	T40	T41	T11	DNS	W/D		T28
WGC-Bridgestone		T10	35	T5	T11	3	T4	T13	T4	T6		T19
WGC-HSBC Champions												
The Barclays	T17		T33		T55		T28			T41		T46
Deutsche Bank Championship								CUT		CUT		T49
BMW Championship				2	2		T7		T42			T49

Tournament	'10	'11
The Masters		CUT
US Open	T6	T11
British Open	CUT	T9
PGA Championship	T55	T72
THE PLAYERS	T4	T12
TOUR Championship		
WGC-Accenture		
WGC-Cadillac		
WGC-Bridgestone		
WGC-HSBC Champions		
The Barclays	T31	CUT
Deutsche Bank Championship	T61	T68
BMW Championship		

Jamie Lovemark



EXEMPT STATUS: Major Medical Extension
HEIGHT: 6-4
WEIGHT: 210
BIRTHDATE: January 23, 1988
BIRTHPLACE: Rancho Santa Fe, CA
RESIDENCE: Jupiter, FL

FAMILY: Single

SPECIAL INTERESTS: Outdoors, fishing, swimming, all sports, flying

EDUCATION: University of Southern California

TURNED PRO: 2009

JOINED TOUR: 2009

PGA TOUR BEST FINISHES:

T2–2009 Frys.com Open

BEST 2011 PGA TOUR FINSHES:

T28–Puerto Rico Open presented by seepuertorico.com.

NATIONAL TEAMS:

Walker Cup (1), 2007; Palmer Cup (1), 2007.

2011 PGA TOUR HIGHLIGHTS:

Had back surgery after playing in only nine events to start his rookie season...Will continue his rookie

season again in 2012...Coupled with 2011 (\$34,693) earnings, has 16 events to make \$633,473, equaling No. 125 from the 2011 money list to extend his Major Medical Extension for the 2012 season...The 2010 Nationwide Tour Player of the Year made only four cuts in his first TOUR season without a top-25. His final event was the Shell Houston Open, where he withdrew after an opening-round 80.

PERSONAL:

Favorite music is country and his favorite band is Switchfoot...Favorite food is Italian...Favorite player is Phil Mickelson...Went to high school at Torrey Pines High in San Diego, the same school that turned out Tony Hawk, Shaun White and John Lynch.

PLAYER STATISTICS:

Scoring Average	73.03	(N/A)
Driving Distance	287.6	(N/A)
Driving Accuracy Percentage	46.37%	(N/A)
Greens in Regulation Percentage	59.26%	(N/A)
Strokes Gained - Putting	-.173	(N/A)

MISC STATISTICS:

CAREER PGA TOUR LOW ROUND/ROUND

64–2 times, most recent 2009 Frys.com Open/T2

LARGEST PGA TOUR PAYCHECK

\$440,000–2009 Frys.com Open/T2

HIGHEST OWGR RANK

After 2010 World Golf Championships-HSBC Champions/120

PGA TOUR CAREER SUMMARY

Year	Events Played	Cuts Made	1st	2nd	3rd	Top 10	Top 25	FedExCup Pts	FedExCup Rank	Earnings	Money Rank
2011	9	2						229	229	34,693	231
2010	4	2								45,400	
2009	5	2		1		1	1			453,872	
2008A	5	2									
2007A	2	2									
2006A	1	1									
Total	26	11		1		1	1			533,965	466

NATIONWIDE TOUR CAREER SUMMARY

Year	Events Played	Cuts Made	1st	2nd	3rd	Top 10	Top 25	Earnings	Money Rank
2011	2								
2010	22	16	1	3	2	9	11	452,951	1
2008A	1	1							
2007A	2	1		1		1	1		
Total	27	18	1	4	2	10	12	452,951	180

AUSTRALIAN TOUR 2011 SUMMARY

Year	Events Played	Cuts Made	1st	Earnings	Money Rank
2011	1	1			

TOP TOURNAMENT SUMMARY

<u>Tournament</u>	<u>'06</u>
The Masters	
US Open	
British Open	
PGA Championship	
THE PLAYERS	
TOUR Championship	
WGC-Accenture	
WGC-Cadillac	
WGC-Bridgestone	
WGC-HSBC Champions	
The Barclays	
Deutsche Bank Championship	
BMW Championship	T54

Steve Lowery (LAU-ree)



EXEMPT STATUS: Past Champion

HEIGHT: 6-2

WEIGHT: 230

BIRTHDATE: October 12, 1960

BIRTHPLACE: Birmingham, AL

RESIDENCE: Birmingham, AL

FAMILY: Wife, Heather; Kristen Branch (12/27/91), Lauren Elizabeth (5/30/95), Stephen Brent, Jr. (1/25/98)

SPECIAL INTERESTS: Hunting, fishing, Alabama football

EDUCATION: University of Alabama

TURNED PRO: 1983

Q-SCHOOL: 1987

Nationwide Tour Graduate (1992)

JOINED TOUR: 1988

PGA TOUR VICTORIES (3):

1994 Sprint International. 2000 Southern Farm Bureau Classic. 2008 AT&T Pebble Beach National Pro-Am

BEST 2011 PGA TOUR FINSHES:

T29–Mayakoba Golf Classic at Riviera Maya-Cancun.

2011 PGA TOUR HIGHLIGHTS:

Made just two PGA TOUR starts, with a T29 at the Mayakoba Golf Classic being his best finish. On the Champions Tour, claimed eight top-25 finishes in 20 starts, of which three were top 10s...Recorded his first Champions Tour top-10 finish in his sixth career start—a T7 at the Mississippi Gulf Resort Classic...Flirted with the top of the leaderbard in the final round at the Nature Valley First Tee Open at Pebble Beach, before eventually finishing T5 after a

final-round 73...His 68 in the final round of the Boeing Classic was good enough for solo ninth...Shared the first-round lead with Fred Couples at the AT&T Championship before eventually finishing T29.

PERSONAL:

Enjoys spending time and playing golf with his wife Heather...Huge Alabama Crimson Tide football fan. Grandfather was "Smokey" Harper, who worked with coach Bear Bryant and was part of famed Junction Boys at Texas A&M...Has supported the Big Oak Ranch charity tournament in Alabama for nearly 20 years. Also supports Fellowship of Christian Athletes charities...Received the 1995 Singleton Award as Outstanding Professional Athlete in Alabama...Voted into Alabama Sports Hall of Fame in May 2008...Enjoys the TV shows "King of Queens" and "Two and a Half Men"...His first job was working at a golf course as a caddie, parking valet and range picker...Favorite athletes in other sports are Peyton Manning and Jerry West...Big fan of any Jack Nicholson movie...Would love to play Bandon Dunes

and Pine Valley...His most memorable vacation was going to St. John in the U.S. Virgin Islands, where he got married...All-time favorite shot was his double eagle at Castle Pines in 2001 at The International...If he is not playing golf he enjoys fishing, quail hunting and going on vacation to Cabo San Lucas or Destin, FL...Bucket list includes vacationing in Italy and buying a second home in Palm Springs or at Gozzer Ranch in Coeur d'Alene, ID.

PLAYER STATISTICS:

Scoring Average 69.74 (N/A)

MISC STATISTICS:

CAREER PGA TOUR LOW ROUND/ROUND

60–1997 Buick Challenge/4

LARGEST PGA TOUR PAYCHECK

\$1,080,000–2008 AT&T Pebble Beach National Pro-Am/1

HIGHEST OWGR RANK

After 2002 Disney Golf Classic/32

PGA TOUR CAREER SUMMARY

Year	Events Played	Cuts Made	1st	2nd	3rd	Top 10	Top 25	FedExCup Pts	FedExCup Rank	Earnings	Money Rank
2011	2	1						238	238	23,526	239
2010	25	10						209	209	118,602	203
2009	27	17					2	153	153	329,114	165
2008	25	13	1			2	4	103	103	1,524,275	60
2007	22	15				1	3	151	151	502,622	148
2006	31	19		1		3	6			1,124,950	80
2005	32	17			1	3	8			950,274	85
2004	28	17		1	1	2	5			1,191,245	66
2003	29	15		1	1	2	5			932,293	77
2002	28	21		3		5	10			1,882,553	30
2001	28	23		1	2	6	11			1,738,820	27
2000	30	23	1	1		9	14			1,543,818	31
1999	30	19				2	6			385,937	104
1998	28	16			1	4	8			409,940	70
1997	30	20			2	5	9			480,467	44
1996	31	21				2	7			263,505	80
1995	30	25				6	15			463,858	38
1994	30	20	1	1	1	5	9			794,048	12
1993	32	25				1	8			188,287	92
1992	7	4					2			22,608	207
1991	10	7			1	2	3			87,597	143
1990	8	6				2	2			68,524	159
1989	11	7				3	3			38,699	174
1988	34	17					2			44,327	157
1987	4	2								4,190	233
1986	1	1								666	287
1984	1										
1983	2										
Total	596	381	3	9	10	65	142			15,114,746	63

CHAMPIONS TOUR CAREER SUMMARY

Year	Events Played	Cuts Made	1st	2nd	3rd	Top 10	Top 25	Earnings	Money Rank
2011	20	19				3	8	380,691	42
2010	2	2					2	60,083	92
Total	22	21				3	10	440,774	242

NATIONWIDE TOUR CAREER SUMMARY

Year	Events Played	Cuts Made	1st	2nd	3rd	Top 10	Top 25	Earnings	Money Rank
1992	21	19	1	2	1	7	14	114,553	3
1991	5	2		1		1	1	10,363	93
1990	3	2					1	1,420	179
Total	29	23	1	3	1	8	16	126,336	518

TOP TOURNAMENT SUMMARY

Tournament	'88	'93	'94	'95	'96	'97	'98	'99	'00	'01	'02	'03
The Masters				CUT	T41					T40	T40	CUT
US Open		CUT	T33	T16	T56	T60		CUT		T24	CUT	T42
British Open				T79								
PGA Championship				CUT	T8	CUT	T58	T44	T51	3	T10	CUT
THE PLAYERS				T6	DQ	T46	T65	CUT	CUT	T66	CUT	T22
TOUR Championship				T8							25	T13
WGC-Accenture										T33	T17	T17
WGC-Cadillac										CNL	T15	
WGC-Bridgestone											8	
WGC-HSBC Champions												
The Barclays		T62	CUT		T14		CUT	9	T66	10	CUT	
Deutsche Bank Championship												
BMW Championship		T41	CUT	CUT	T6	CUT	T3	CUT	T61	T20	CUT	T53

Tournament	'04	'05	'06	'07	'08	'09
The Masters					CUT	
US Open		CUT	CUT			
British Open		T36				
PGA Championship		CUT	T60		CUT	
THE PLAYERS		CUT	T12	T56	T28	CUT
TOUR Championship						CUT
WGC-Accenture						
WGC-Cadillac						
WGC-Bridgestone					T20	
WGC-HSBC Champions						
The Barclays		T32	CUT	CUT		CUT
Deutsche Bank Championship		CUT	T52	T18		CUT
BMW Championship		2	CUT	T15		

Joost Luiten (YOST LAU-tun)



EXEMPT STATUS: None/International Player
HEIGHT: 5-10
WEIGHT: 154
BIRTHDATE: January 7, 1986
BIRTHPLACE: Bleiswijk, Netherlands

RESIDENCE: Bleiswijk, Netherlands
FAMILY: Single
SPECIAL INTERESTS: Ping-pong, cycling, skiing, European soccer, computers
TURNED PRO: 2006

PGA TOUR BEST FINISHES:

T63–2011 British Open Championship

BEST 2011 PGA TOUR FINSHES:

T63–British Open Championship.

INTERNATIONAL VICTORIES:

(3): 2007 Vodafone Challenge [EurChall], Allianz Golf Open de Toulouse [EurChall]. Iskandar Johor Open [Asia].

NATIONAL TEAMS:

World Cup (1), 2011; Eisenhower Trophy (1), 2006.

2011 PGA TOUR HIGHLIGHTS:

Made his PGA TOUR debut, at the Memorial Tournament. Was disqualified following the first round after signing an incorrect scorecard...Was third at the Austrian Golf Open in September on the strength of a final-round 68...Had a T3 at the BMW International Open. He began the day five strokes off the lead but shot a Sunday 67...Added another top-five performance in June with a T5 at the BMW Italian Open, thanks to four rounds in the 60s...Enjoyed a T6 in his native Netherlands when a third-round 64 put him in contention. He followed that 64 with a Sunday 69 to move up the leaderboard...Contended late in the year at the Barclays Singapore Open before he struggled on the final two holes and settled for a Sunday 67 in the rain-shortened event to T5...Was ninth at the Alfred Dunhill Links Championship. A final-round 72 derailed his chances at victory...After contending at several tournaments late in the year, he finally broke through with a victory, at the rain-shortened Iskandar Johor Open in Malaysia. After opening with a 63 at Horizon Hills G&CC in Johor Bahru, he closed with a 6-under 65 to defeat Daniel

Chopra by one stroke...His Netherlands team that included teammate Robert Jan Derksen shot rounds of 64-68 on the weekend at the OMEGA Misson Hills World Cup to move up the leaderboard into a T4 in China.

PLAYER STATISTICS:

Scoring Average	70.68	(N/A)
Driving Distance	296.6	(N/A)
Driving Accuracy Percentage	48.21%	(N/A)
Greens in Regulation Percentage	56.94%	(N/A)

MISC STATISTICS:

CAREER PGA TOUR LOW ROUND/ROUND

69–2011 British Open Championship/2

LARGEST PGA TOUR PAYCHECK

\$19,845–2011 British Open Championship/T63

HIGHEST OWGR RANK

After 2011 Through Week Ending: 01/02/2012/64

PGA TOUR CAREER SUMMARY

Year	Events Played	Cuts Made	1st	2nd	3rd	Top 10	Top 25	FedExCup Pts	FedExCup Rank	Earnings	Money Rank
2011	2	1								19,845	
Total	2	1								19,845	

EUROPEAN TOUR 2011 SUMMARY

Year	Events Played	Cuts Made	1st	Earnings	Money Rank
2011	23	16		673,904	

ASIAN TOUR 2011 SUMMARY

Year	Events Played	Cuts Made	1st	Earnings	Money Rank
2011	3	3	1	579,126	

TOP TOURNAMENT SUMMARY

Tournament	'11
The Masters	
US Open	
British Open	T63
PGA Championship	
THE PLAYERS	
TOUR Championship	
WGC-Accenture	
WGC-Cadillac	
WGC-Bridgestone	
WGC-HSBC Champions	
The Barclays	
Deutsche Bank Championship	
BMW Championship	

Bill Lunde (lun-DEE)



EXEMPT STATUS: 2010 tournament winner (through 2012)
HEIGHT: 6-1
WEIGHT: 220
BIRTHDATE: November 18, 1975
BIRTHPLACE: San Diego, CA
RESIDENCE: Las Vegas, NV

FAMILY: Wife, Dana
EDUCATION: University of Nevada-Las Vegas (1998, Economics)
TURNED PRO: 1998
 Nationwide Tour Graduate (2008)
JOINED TOUR: 2009

PGA TOUR VICTORIES (1):

2010 Turning Stone Resort Championship

BEST 2011 PGA TOUR FINSHES:

T12-Hyundai Tournament of Champions.

2011 PGA TOUR HIGHLIGHTS:

Made 20 of 28 cuts on TOUR, but was not able to record a top-10 finish. Won the Kodak Challenge and its \$1-million first prize...UNLV alum recorded an eagle-3 Friday at the Justin Timberlake Shriners Hospitals for Children Open on No. 16 to move to 19-under in the Kodak Challenge, giving him a three-

shot lead over his nearest competitor. Is the third winner of the Kodak Challenge, joining Kevin Streelman and Troy Merritt. First grabbed the Kodak Challenge lead at the Arnold Palmer Invitational in March and arrived at the Children's Miracle Network Hospitals Classic with a formidable two-shot lead over Cameron Tringale at 19-under-par.

PERSONAL:

Grandfather got him and current PGA TOUR member Charley Hoffman started in the game...Worked in sales for the Las Vegas Founders—the group that ran the PGA TOUR event there...Lists winning the 1998 NCAA Championship as his biggest thrill in golf.

PLAYER STATISTICS:

Scoring Average	71.05	(119)
Driving Distance	291.5	(89)
Driving Accuracy Percentage	61.11%	(103)
Greens in Regulation Percentage	69.38%	(13)
Strokes Gained - Putting	-.017	(108)

MISC STATISTICS:

CAREER PGA TOUR LOW ROUND/ROUND

62-2009 The 50th Bob Hope Classic hosted by Arnold Palmer/3

LARGEST PGA TOUR PAYCHECK

\$720,000-2010 Turning Stone Resort Championship/1

HIGHEST OWGR RANK

After 2009 Transitions Championship/154

PGA TOUR CAREER SUMMARY

Year	Events Played	Cuts Made	1st	2nd	3rd	Top 10	Top 25	FedExCup Pts	FedExCup Rank	Earnings	Money Rank
2011	28	20					3	85	85	639,548	130
2010	28	12	1			3	5	113	113	1,075,874	83
2009	27	15				2	5	107	107	825,691	102
2007	1	1								12,093	
2003	1										
1998	1										
Total	86	48	1			5	13			2,553,207	304

NATIONWIDE TOUR CAREER SUMMARY

Year	Events Played	Cuts Made	1st	2nd	3rd	Top 10	Top 25	Earnings	Money Rank
2009	1								
2008	27	20	1			6	13	341,446	5
2007	1								
2005	22	9			1	1	2	39,942	109
2004	25	12		1		3	5	114,700	51
1998	1								
Total	77	41	1	1	1	10	20	496,088	160

TOP TOURNAMENT SUMMARY

Tournament	'03	'09	'10	'11
The Masters				
US Open		CUT		
British Open				
PGA Championship			CUT	T39
THE PLAYERS			CUT	CUT
TOUR Championship				
WGC-Accenture				
WGC-Cadillac				
WGC-Bridgestone				
WGC-HSBC Champions			T69	
The Barclays		T64	CUT	T32
Deutsche Bank Championship				T56
BMW Championship				

Jarrold Lyle



EXEMPT STATUS: T5 at 2011 PGA TOUR Qualifying Tournament

FAMILY: Single

HEIGHT: 6-2

SPECIAL INTERESTS: Cricket

WEIGHT: 235

TURNED PRO: 2004

BIRTHDATE: August 21, 1981

Nationwide Tour Graduate (2006, 2008)

BIRTHPLACE: Shepparton, Victoria, Australia

JOINED TOUR: 2007

RESIDENCE: Shepparton, Victoria, Australia

PGA TOUR BEST FINISHES:

T5–2011 Mayakoba Golf Classic at Riviera Maya-Cancun

BEST 2011 PGA TOUR FINSHES:

T5–Mayakoba Golf Classic at Riviera Maya-Cancun.

NATIONAL TEAMS:

World Amateur Team Championship (1), 2004.

2011 PGA TOUR HIGHLIGHTS:

The highlight of his 29 PGA TOUR starts was a T5 at the Mayakoba Golf Classic, his best career finish on the PGA TOUR...At the Waste Management Phoenix Open, he made a hole-in-one at the 16th hole at TPC Scottsdale in the second round. He said later, "I didn't want to get booed by 30,000 people. I just wanted to make par and go on to the next

hole." His 8-iron shot bounced twice and rolled in for his first PGA TOUR ace. He went on to T62 outside Phoenix...In only Nationwide Tour start, he was T4 at the Soboba Golf Classic. Posted four sub-70 scores to finish at 12-under par, two shots out of a possible playoff...Opened with a 65 at the Australian Open to take the first-round lead before eventually T15 in Sydney...In December, finished T5 at the PGA TOUR Qualifying Tournament to earn fully-exempt status on TOUR in 2012.

PERSONAL:

Got his start in golf at age 7 when he caddied for his father. In 1999 at age 17, was diagnosed with acute myeloid leukemia and was confined to his bed for nine months while undergoing chemotherapy treatments at the Royal Children's Hospital. It took another 12 months before he had the energy to walk a golf course again. Forged a friendship during that time with PGA TOUR member Robert Allenby...Cites winning his first event, in Mexico, as his biggest thrill in golf...Would most like to play Augusta

Nation...Favorite TV show is "Seinfeld." Favorite movie is "Bad Boys." Favorite food is pasta. Favorite city to visit is Dubai. Favorite vacation spot is Australia...Serves as an ambassador for Challenge: Supporting Kids with Cancer.

PLAYER STATISTICS:

Scoring Average	71.62	(159)
Driving Distance	286.1	(129)
Driving Accuracy Percentage	58.86%	(131)
Greens in Regulation Percentage	61.95%	(172)
Strokes Gained - Putting	-.135	(131)

MISC STATISTICS:

CAREER PGA TOUR LOW ROUND/ROUND

63–2009 The 50th Bob Hope Classic hosted by Arnold Palmer/4

LARGEST PGA TOUR PAYCHECK

\$141,867–2010 Zurich Classic of New Orleans/T10

HIGHEST OWGR RANK

After 2006 Bank of America Colonial/142

PGA TOUR CAREER SUMMARY

Year	Events Played	Cuts Made	1st	2nd	3rd	Top 10	Top 25	FedExCup Pts	FedExCup Rank	Earnings	Money Rank
2011	29	12				1	2	161	161	317,459	167
2010	18	9				2	3	163	163	422,760	162
2009	21	11				1	1	174	174	275,195	175
2008	1	1								23,985	
2007	24	14					3	183	183	390,303	164
2006	1										
Total	94	47				4	9			1,429,702	383

NATIONWIDE TOUR CAREER SUMMARY

Year	Events Played	Cuts Made	1st	2nd	3rd	Top 10	Top 25	Earnings	Money Rank
2011	1	1				1	1	33,000	118
2010	10	5				2	4	65,325	87
2008	26	18	2	1		6	8	382,738	4
2007	4	2			1	1	1	36,767	122
2006	21	17		1	1	7	11	227,909	18
2005	2	1					1	6,274	203
Total	64	44	2	2	2	17	26	752,013	70

AUSTRALIAN TOUR 2011 SUMMARY

Year	Events Played	Cuts Made	1st	Earnings	Money Rank
2011	2	2		32,762	

TOP TOURNAMENT SUMMARY

<u>Tournament</u>	<u>'06</u>	<u>'08</u>
The Masters		
US Open		T48
British Open	CUT	
PGA Championship		
THE PLAYERS		
TOUR Championship		
WGC-Accenture		
WGC-Cadillac		
WGC-Bridgestone		
WGC-HSBC Champions		
The Barclays		
Deutsche Bank Championship		
BMW Championship		

Sandy Lyle



EXEMPT STATUS: Past Champion

HEIGHT: 6-0

WEIGHT: 187

BIRTHDATE: February 9, 1958

BIRTHPLACE: Shrewbury, England

RESIDENCE: Balquhadder, Perthshire, Scotland; Ponte Vedra Beach, FL

FAMILY: Wife, Jolande; Stuart (1983), James (1986), Alexandra Lonneke (1993), Quintin (1995)

SPECIAL INTERESTS: Motorcycles, cars, airplanes

TURNED PRO: 1977

JOINED TOUR: 1980

PGA TOUR VICTORIES (6):

1985 British Open Championship. 1986 Greater Greensboro Open. 1987 Tournament Players Championship. 1988 Phoenix Open. 1988 KMart Greater Greensboro Open. 1988 Masters Tournament

INTERNATIONAL VICTORIES:

(22): 1978 Nigerian Open. 1979 Scottish Professional Championship, B.A. Avis Open [Eur], Jersey Open, Scandinavian Enterprise Open [Eur], European Open [Eur], Scottish Professional Championship. 1980 Coral Welsh Classic [Eur]. 1981 Paco Rabanne French Open [Eur], Lawrence Batley International [Eur]. 1982 Lawrence Batley International [Eur]. 1983 Cepsa Madrid Open [Eur]. 1984 Italian Open [Eur], Lancome Trophy [Eur], Casio World Open [Asia], 1985 Benson and Hedges International [Eur]. 1987 German Masters [Eur]. 1988 Dunhill British Masters [Eur], Suntory World Match Play Championship [Eur]. 1991 BMW International Open [Eur]. 1992 Lancia-Martini Italian Open [Eur], Volvo Masters [Eur].

NATIONAL TEAMS:

Ryder Cup (5), 1979, 1981, 1983, 1985, 1987; World Cup (3), 1979, 1980, 1987; Walker Cup (1), 1977; Hennessy Cognac Cup (3), 1980, 1982, 1984; Dunhill Cup (7), 1985, 1986, 1987, 1988, 1989, 1990, 1992; Nissan Cup (2), 1985, 1986; Kirin Cup (1), 1987

OTHER VICTORIES:

(2): 1980 World Cup [indiv]. 1984 Kapalua International.

2011 PGA TOUR HIGHLIGHTS:

In mid-December, he was elected to the World Golf Hall of Fame via the international ballot...In his only two starts on the PGA TOUR, missed the cut at the Masters and British Open...Made six Champions Tour starts, with a T8 at the Liberty Mutual Legends of Golf being his best finish...Won the inaugural ISPS Handa Senior World Championship at Mission Hills GC in China on the European Seniors Tour. It was his first victory on the European Seniors Tour

and his first win anywhere since the 1992 Volvo Masters.

PERSONAL:

Awarded Member of British Empire. After becoming first British winner of Masters, put haggis, a Scottish dish, on menu at Champions Dinner the next year.

PLAYER STATISTICS:

Scoring Average	73.90	(N/A)
Driving Distance	284.8	(N/A)
Driving Accuracy Percentage	44.64%	(N/A)
Greens in Regulation Percentage	52.78%	(N/A)

MISC STATISTICS:

CAREER PGA TOUR LOW ROUND/ROUND
63–1988 KMart Greater Greensboro Open/2

LARGEST PGA TOUR PAYCHECK
\$183,800–1988 Masters Tournament/1

HIGHEST OWGR RANK
After 1994 Bob Hope Chrysler Classic/55

PGA TOUR CAREER SUMMARY

Year	Events Played	Cuts Made	1st	2nd	3rd	Top 10	Top 25	FedExCup Pts	FedExCup Rank	Earnings	Money Rank
2011	2										
2010	3										
2009	2	1					1	218	218	71,400	213
2008	2	1						240	240	24,750	244
2007	2	2						230	230	47,494	229
2006	3										
2005	4	1								46,433	229
2004	2	2								49,142	229
2003	5										
2002	9	2								28,163	223
2001	5	1								11,551	238
2000	18	5				2	2			198,990	164
1999	15	7					3			113,004	190
1998	23	9				1	5			176,354	146
1997	21	9					2			71,860	183
1996	15	8				1	3			94,490	168
1995	7	4								22,908	235
1994	7	5				1	1			47,538	191
1993	7	5				1	2			86,121	153
1992	9	5				1	2			73,459	154
1991	8	5					3			59,794	166
1990	15	7				1	2			51,280	175
1989	17	9		2	1	4	4			292,293	43
1988	17	14	3	1		5	13			726,934	7
1987	15	11	1			4	7			286,176	34
1986	13	9	1			1	4			143,415	64
1985	13	11	1				5			40,452	132
1984	6	4					3			15,532	169
1983	1										
1982	3	1								804	284
1981	3	1								2,350	225
1980	5	3					2			8,950	175
Total	277	142	6	3	1	22	64			2,791,636	292

CHAMPIONS TOUR CAREER SUMMARY

Year	Events Played	Cuts Made	1st	2nd	3rd	Top 10	Top 25	Earnings	Money Rank
2011	6	4				1	2	110,873	76
2010	13	11				1	3	170,326	71
2009	19	18					4	214,045	63
2008	16	14			1	1	4	243,217	63
Total	54	47			1	3	13	738,462	208

EUROPEAN TOUR 2011 SUMMARY

Year	Events Played	Cuts Made	1st	Earnings	Money Rank
2011	2	1		10,013	

TOP TOURNAMENT SUMMARY

Tournament	'79	'80	'81	'82	'83	'84	'85	'86	'87	'88	'89	'90
The Masters		48	T28		CUT		T25	T11	T17	1	CUT	CUT
US Open		CUT	CUT					T45	T36	T25	CUT	CUT
British Open	T19	T12	T14	T8	CUT	T14	1	T30	T17	T7	T46	T16
PGA Championship			CUT									
THE PLAYERS TOUR Championship							CUT	CUT	P1	CUT	CUT	CUT
WGC-Accenture										T17		
WGC-Cadillac												
WGC-Bridgestone												
WGC-HSBC Champions												
The Barclays									T7	CUT	CUT	
Deutsche Bank Championship												
BMW Championship												T51

Tournament	'91	'92	'93	'94	'95	'96	'97	'98	'99	'00	'01	'02
The Masters	CUT	T37	T21	T38	CUT	CUT	T34	CUT	T48	CUT	CUT	CUT
US Open	T16	T51	T52									
British Open	DQ	T12	CUT	74	T79	T55	CUT	T19	CUT	CUT	T69	T76
PGA Championship	T16	CUT	T56	T73	T39							
THE PLAYERS	CUT	CUT		T74	CUT	CUT	T70	CUT				
TOUR Championship												
WGC-Accenture												
WGC-Cadillac												
WGC-Bridgestone												
WGC-HSBC Champions												
The Barclays						CUT		W/D				
Deutsche Bank Championship												
BMW Championship												

Tournament	'03	'04	'05	'06	'07	'08	'09	'10	'11
The Masters	CUT	T37	CUT	CUT	43	45	T20	CUT	CUT
US Open									
British Open	CUT	73	T32	CUT	T65	W/D	CUT	CUT	CUT
PGA Championship									
THE PLAYERS									
TOUR Championship									
WGC-Accenture									
WGC-Cadillac									
WGC-Bridgestone									
WGC-HSBC Champions									
The Barclays									
Deutsche Bank Championship									
BMW Championship									

David Lynn



EXEMPT STATUS: None/International Player

HEIGHT: 6-3

WEIGHT: 170

BIRTHDATE: October 20, 1973

BIRTHPLACE: Billinge, England

RESIDENCE: Stoke-on-Tent, England

FAMILY: Single

SPECIAL INTERESTS: Socializing, cars, keeping fit

TURNED PRO: 1995

PGA TOUR BEST FINISHES:

T53–2003 British Open Championship

INTERNATIONAL VICTORIES:

(1): 2004 KLM Open [Eur].

2011 PGA TOUR HIGHLIGHTS:

Had two runner-up performances among his six top-10 finishes on the European Tour. The first came at the KLM Open. He had four rounds in the 60s but still fell a stroke shy of Simon Dyson at Hilversumsche GC in the Netherlands...His other second-place showing was at the Iberdrola Open in May. During tough scoring conditions at Pula GC in Mallorca, Spain, he finished at 3-under, three strokes behind winner Darren Clarke...Was also T3 late in the season at the Portugal Masters.

MISC STATISTICS:

CAREER PGA TOUR LOW ROUND/ROUND

71–2003 British Open Championship/3

LARGEST PGA TOUR PAYCHECK

\$16,214–2003 British Open Championship/T53

HIGHEST OWGR RANK

After 2006 FBR Open/76

PGA TOUR CAREER SUMMARY

Year	Events Played	Cuts Made	1st	2nd	3rd	Top 10	Top 25	FedExCup Pts	FedExCup Rank	Earnings	Money Rank
2003	1	1								16,214	
Total	1	1								16,214	

EUROPEAN TOUR 2011 SUMMARY

Year	Events Played	Cuts Made	1st	Earnings	Money Rank
2011	24	15		897,697	

TOP TOURNAMENT SUMMARY

Tournament **'03**

The Masters

US Open

British Open T53

PGA Championship

THE PLAYERS

TOUR Championship

WGC-Accenture

WGC-Cadillac

WGC-Bridgestone

WGC-HSBC Champions

The Barclays

Deutsche Bank Championship

BMW Championship

Will MacKenzie



EXEMPT STATUS: Past Champion
HEIGHT: 5-11
WEIGHT: 170
BIRTHDATE: September 28, 1974
BIRTHPLACE: Greenville, NC

RESIDENCE: Jupiter, FL
FAMILY: Wife, Alli; Maverick Noah (7/26/08), Nash William (2/18/10)
TURNED PRO: 2000
Q-SCHOOL: 2004, 2005
JOINED TOUR: 2005

PGA TOUR VICTORIES (2):

2006 Reno-Tahoe Open. 2008 Viking Classic

BEST 2011 PGA TOUR FINSHES:

T15—Frys.com Open.

2011 PGA TOUR HIGHLIGHTS:

Highlight of 2011 PGA TOUR season was a T15 at the Frys.com Open. In round three at Corde-Valle GC, holed out for an eagle-2 at the 17th hole en route to a career-best, 9-under 62. He finished

T15...In 10 Nationwide Tour starts, lone top-10 finish was a T4 at the BMW Charity Pro-Am.

PERSONAL:

Gave up golf after his sophomore year in high school after being a top junior player and did not pick it up again until almost 10 years later. Inspired by Payne Stewart's 1999 U.S. Open win at Pinehurst in his home state of North Carolina...An outdoor enthusiast who snowboards and rock climbs. Also spent some time heliboarding in Alaska. Lived out of his van in Montana for five years...Is a professional kayaker.

PLAYER STATISTICS:

Scoring Average	71.08	(N/A)
Driving Distance	296.8	(N/A)
Driving Accuracy Percentage	63.93%	(N/A)
Greens in Regulation Percentage	69.17%	(N/A)
Strokes Gained - Putting	-.644	(N/A)

MISC STATISTICS:

CAREER PGA TOUR LOW ROUND/ROUND
62—2011 Frys.com Open/3

LARGEST PGA TOUR PAYCHECK
\$648,000—2008 Viking Classic/1

HIGHEST OWGR RANK
 After 2007 Travelers Championship/155

PGA TOUR CAREER SUMMARY

Year	Events Played	Cuts Made	1st	2nd	3rd	Top 10	Top 25	FedExCup Pts	FedExCup Rank	Earnings	Money Rank
2011	14	10					1	204	204	188,394	191
2010	23	14				1	4	154	154	557,504	152
2009	24	9				2	4	144	144	659,686	126
2008	21	10	1			2	2	162	162	911,194	114
2007	30	20				3	6	84	84	1,116,507	85
2006	29	16	1			1	3			879,965	100
2005	25	12				1	2			275,529	179
Total	166	91	2			10	22			4,588,779	229

NATIONWIDE TOUR CAREER SUMMARY

Year	Events Played	Cuts Made	1st	2nd	3rd	Top 10	Top 25	Earnings	Money Rank
2011	10	6				1	1	34,869	115
2010	1								
2005	3	3				1	2	19,900	151
2004	1	1						1,564	334
2002	2								
2000	1								
Total	18	10				2	3	56,333	709

TOP TOURNAMENT SUMMARY

Tournament	'05	'06	'07	'09
The Masters				
US Open				
British Open				
PGA Championship			T57	CUT
THE PLAYERS			CUT	CUT
TOUR Championship				
WGC-Accenture				
WGC-Cadillac				
WGC-Bridgestone				
WGC-HSBC Champions				
The Barclays	CUT	T77	CUT	
Deutsche Bank Championship	T70	CUT	T30	
BMW Championship		CUT		

Jeff Maggert (MAG-ert)



EXEMPT STATUS: T13 at 2011 PGA TOUR Qualifying Tournament

HEIGHT: 5-9

WEIGHT: 165

BIRTHDATE: February 20, 1964

BIRTHPLACE: Columbia, MO

RESIDENCE: Houston, TX

FAMILY: Wife, Michelle; five children

SPECIAL INTERESTS: Fishing, hunting, camping, sporting events

EDUCATION: Texas A&M University

TURNED PRO: 1986

Q-SCHOOL: 2009

Nationwide Tour Graduate (1990)

JOINED TOUR: 1991

PGA TOUR VICTORIES (3):

1993 Walt Disney World/Oldsmobile Classic. 1999 World Golf Championships-Accenture Match Play Championship. 2006 FedEx St. Jude Classic

BEST 2011 PGA TOUR FINSHES:

T36-Valero Texas Open.

INTERNATIONAL VICTORIES:

(2): 1989 Malaysian Open [Asia]. 1990 Vines Classic [Aus]

NATIONAL TEAMS:

The Presidents Cup (1), 1994; Ryder Cup (3), 1995, 1997, 1999.

OTHER VICTORIES:

(2): 1994 Diners Club Matches [with Jim McGovern]. 1997 Diners Club Matches [with Steve Elkington].

2011 PGA TOUR HIGHLIGHTS:

Made six of 18 cuts and failed to record a top 25 for the first time since 1990...In December, returned to the PGA TOUR Qualifying Tournament for just the second time in his career (2009). There he recorded a final-round, 6-under 66 at PGA West in Palm Springs, CA, to finish T13 and earn his PGA TOUR card for the 2012 season.

PLAYER STATISTICS:

Scoring Average	72.43	(N/A)
Driving Distance	280.1	(N/A)
Driving Accuracy Percentage	68.20%	(N/A)
Greens in Regulation Percentage	65.37%	(N/A)
Strokes Gained - Putting	-.956	(N/A)

MISC STATISTICS:

CAREER PGA TOUR LOW ROUND/ROUND

62--2 times, most recent 2011 AT&T Pebble Beach National Pro-Am/3

LARGEST PGA TOUR PAYCHECK

\$1,000,000--1999 World Golf Championships-Accenture Match Play Championship/1

HIGHEST OWGR RANK

After 1999 Memorial Tournament/14

PGA TOUR CAREER SUMMARY

Year	Events Played	Cuts Made	1st	2nd	3rd	Top 10	Top 25	FedExCup Pts	FedExCup Rank	Earnings	Money Rank
2011	18	6						210	210	101,080	216
2010	28	11			1	2	5	108	108	801,579	121
2009	28	11				2	6	125	125	651,384	128
2008	28	16					6	163	163	444,484	162
2007	26	15				1	7	91	91	845,585	123
2006	26	14	1			2	4			1,430,376	60
2005	25	17				2	7			743,780	106
2004	20	11		1	1	5	5			1,527,884	43
2003	24	16				2	5			747,166	86
2002	27	14			1	2	5			733,198	94
2001	27	15				4	7			713,607	72
2000	27	17		1	1	6	11			1,138,749	39
1999	23	20	1	1	1	6	10			2,016,469	9
1998	24	18		2		8	12			992,964	27
1997	27	19		2	1	6	10			835,884	26
1996	26	20		3		9	12			804,955	23
1995	23	17		1	1	5	10			527,952	34
1994	26	22		2	2	12	15			814,475	9
1993	28	17	1	2	1	6	13			793,023	11
1992	26	19			2	4	9			377,408	38
1991	29	17				2	9			240,940	68
1990	2	1								2,060	277
1987	4	1								936	293
1986	4	1				1	1			13,400	192
Total	546	335	3	15	12	87	169			17,299,336	45

NATIONWIDE TOUR CAREER SUMMARY

Year	Events Played	Cuts Made	1st	2nd	3rd	Top 10	Top 25	Earnings	Money Rank
1990	22	20	2	3	1	13	17	108,644	1
Total	22	20	2	3	1	13	17	108,644	547

AUSTRALIAN TOUR 2011 SUMMARY

Year	Events Played	Cuts Made	1st	Earnings	Money Rank
2011	1				

TOP TOURNAMENT SUMMARY

Tournament	'86	'87	'91	'92	'93	'94	'95	'96	'97	'98	'99	'00
The Masters					T21	T50	CUT	T7	CUT	T23	CUT	CUT
US Open	CUT	CUT			T52	T9	T4	T97	4	T7	T7	CUT
British Open				CUT	CUT	T24	T68	T5	T51	CUT	T30	T41
PGA Championship				6	T51	CUT	T3	T73	3	T44	CUT	CUT
THE PLAYERS			CUT	T54	CUT	3	T18	T53	CUT	T51	T46	T3
TOUR Championship					15	7		T27	29	16	20	
WGC-Accenture											1	T33
WGC-Cadillac											T48	39
WGC-Bridgestone											T7	T24
WGC-HSBC Champions												
The Barclays			CUT	T26	T38	T8		T2	2	T5	T18	CUT
Deutsche Bank Championship												
BMW Championship				T38	CUT	T17	T2	T55	CUT			T6

Tournament	'01	'02	'03	'04	'05	'06	'07	'08	'09	'10
The Masters	T20		5	CUT	T20					
US Open	T44	3	CUT	3	T78					
British Open	CUT	T47				CUT				
PGA Championship	CUT	CUT	CUT		CUT	T62				
THE PLAYERS	CUT	T14	T11	T33	T46	T45	CUT	W/D		
TOUR Championship										
WGC-Accenture					T33					
WGC-Cadillac										
WGC-Bridgestone						T59				
WGC-HSBC Champions										
The Barclays		T64		CUT		T15	T72		CUT	W/D
Deutsche Bank Championship			T63		CUT		T65			
BMW Championship	T63	CUT	CUT		CUT	CUT				

Hunter Mahan (MAY-han)



EXEMPT STATUS: Multiple tournament winner (through 2013)
HEIGHT: 5-11
WEIGHT: 175
BIRTHDATE: May 17, 1982
BIRTHPLACE: Orange, CA
RESIDENCE: Colleyville, TX

FAMILY: Wife, Kandi
SPECIAL INTERESTS: Fishing, basketball
EDUCATION: Oklahoma State University
TURNED PRO: 2003
Q-SCHOOL: 2003, 2005
JOINED TOUR: 2004

PGA TOUR VICTORIES (3):

2007 Travelers Championship. 2010 Waste Management Phoenix Open. 2010 World Golf Championships-Bridgestone Invitational

BEST 2011 PGA TOUR FINSHES:

2-AT&T Pebble Beach National Pro-Am. P2-TOUR Championship by Coca-Cola.

NATIONAL TEAMS:

The Presidents Cup (3), 2007, 2009, 2011; Ryder Cup (2), 2008, 2010; World Amateur Team Championship (1), 2002.

OTHER VICTORIES:

(1): 2008 Kiwi Challenge.

2011 PGA TOUR HIGHLIGHTS:

Made 22 of 25 cuts, recorded a career-best 10 top-10 finishes and ranked a personal best No. 7 in the FedExCup standings...Finished T6 at the Farmers Insurance Open, with rounds of 69-67-69-73, his first top 10 in eight career starts at the San Diego-area event. Thanks to an eagle on the final hole of the third round, was one shot off the 54-hole lead, and played in final grouping Sunday with Bill Haas and Phil Mickelson...Two weeks later, posted a final-round, 6-under-par 66 at Pebble Beach GL to narrowly miss winning the AT&T Pebble Beach

National Pro-Am. It was his fifth career runner-up finish, ending two strokes back of champion D.A. Points...Collected his third top 10 of the season with a T9 at the World Golf Championships-Accenture Match Play Championship, advancing to the third round before falling to new World No. 1 Martin Kaymer, 2 and 1. The T9 was his best result in five career appearances at the event...Jumped out to the first-round lead at the World Golf Championships-Cadillac Championship with an 8-under 64. Added a second-round, 1-under 71 to carry the first 36-hole lead of his PGA TOUR career into the third round. Finished ninth after weekend rounds of 71-73, seven shots behind Nick Watney...Fired a 6-under 66 in the third round of the Shell Houston Open to finish T8, his fifth top-10 finish of the season...Finished T6 at THE PLAYERS, his best result in six appearances at TPC Sawgrass, to record his sixth top 10 of the season...Local favorite came back the following week with a T10 finish at the Crowne Plaza Invitational at Colonial—his seventh top 10 of the season...Closed with a 5-under 66 to record the eighth top-10 finish of the season (the most of his career) with a T8 at the Deutsche Bank Championship...Recorded the sixth runner-up finish of his career (and second of the season) with a playoff loss to Bill Haas at the TOUR Championship by Coca-Cola, after carrying a share of the 54-hole lead with Aaron Baddeley into the final round. The finish represented a career-high ninth top-10 finish of the season and dropped his career record to 1-2 in playoffs. By making it to East Lake, joined Steve Stricker as the only players to tee it up in all 20 PGA TOUR Playoff events since the launch of the FedExCup. Also joined Stricker (and Phil Mickelson) as the only three players to reach the TOUR Championship in each of those five years. Finished the season a career-best seventh in the FedExCup. His play at the TOUR Champi-

onship by Coca-Cola represented the first time he had carried the lead/co-lead into the final round on the PGA TOUR...His final top-10 of the year came at the World Golf Championships-HSBC Champions in Shanghai. After opening with a 1-under 71, he was 13-under the rest of the way to T7...In his third Presidents Cup appearance, posted a 4-1-0 record for victorious United States squad, including a singles victory over Jason Day.

PERSONAL:

Father, Monte, is a former undercover police officer in Southern California...A car enthusiast who is restoring some older models...Named co-national chair of the AJGA with Annika Sorenstam in December 2010.

PLAYER STATISTICS:

Scoring Average	69.90	(17)
Driving Distance	291.6	(84)
Driving Accuracy Percentage	62.85%	(83)
Greens in Regulation Percentage	68.79%	(22)
Strokes Gained - Putting	.556	(13)

MISC STATISTICS:

CAREER PGA TOUR LOW ROUND/ROUND
62—6 times, most recent 2009 AT&T National/4

LARGEST PGA TOUR PAYCHECK
\$1,400,000—2010 World Golf Championships-Bridgestone Invitational/1

HIGHEST OWGR RANK
 After 2010 Wyndham Championship/12

PGA TOUR CAREER SUMMARY

Year	Events Played	Cuts Made	1st	2nd	3rd	Top 10	Top 25	FedExCup Pts	FedExCup Rank	Earnings	Money Rank
2011	25	22		2		9	13	7	7	3,503,540	15
2010	25	19	2			3	8	18	18	3,574,550	10
2009	25	24		1		6	16	27	27	2,941,349	16
2008	27	18		1		5	13	18	18	2,208,855	30
2007	27	18	1			6	12	17	17	2,858,995	16
2006	29	21		1		2	6			1,107,457	83
2005	34	18				2	5			589,567	131
2004	30	16		1		3	6			813,089	100
2003A	2	1									
2003	7	4					2			106,300	
2002A	1										
2000A	1										
Total	233	161	3	6		36	81			17,703,700	43

AUSTRALIAN TOUR 2011 SUMMARY

Year	Events Played	Cuts Made	1st	Earnings	Money Rank
2011	1				

TOP TOURNAMENT SUMMARY

Tournament	'03	'04	'05	'06	'07	'08	'09	'10	'11
The Masters	T28					CUT	T10	T8	CUT
US Open	CUT				T13	T18	T6	CUT	CUT
British Open		T36		T26	T6	CUT	CUT	T37	CUT
PGA Championship			CUT		T18	CUT	T16	T39	T19
THE PLAYERS			T40		CUT	W/D	T71	T17	T6
TOUR Championship					T5	T17	24	T15	2
WGC-Accenture						T17	T17	T33	T9
WGC-Cadillac						T44	T53	T30	9
WGC-Bridgestone					T22	T10	T4	1	T37
WGC-HSBC Champions								T21	T7
The Barclays			T46	T42	T17	T31	T20	T31	T43
Deutsche Bank Championship	CUT	T25	CUT	T22	CUT	T15	T36	T33	T8
BMW Championship	T60	CUT	T21	CUT	T30	T8	T38	T37	T42

John Mallinger



EXEMPT STATUS: 14th on 2011 Nationwide Tour money list
HEIGHT: 6-0
WEIGHT: 165
BIRTHDATE: September 25, 1979
BIRTHPLACE: Escondido, CA
RESIDENCE: Long Beach, CA
FAMILY: Wife, January

SPECIAL INTERESTS: Snowboarding, hanging out with friends
EDUCATION: Long Beach State (2002, Business Marketing)
TURNED PRO: 2002
Q-SCHOOL: 2006
 Nationwide Tour Graduate (2011)
JOINED TOUR: 2007

PGA TOUR BEST FINISHES:

2–2009 U.S. Bank Championship in Milwaukee

BEST 2011 PGA TOUR FINSHES:

T12–Wyndham Championship.

OTHER VICTORIES:

(1): 2010 Pebble Beach Invitational.

2011 PGA TOUR HIGHLIGHTS:

Claimed one top-25 finish in 15 PGA TOUR starts, a T12 at the Wyndham Championship...Enjoyed a banner year on the Nationwide Tour. In just nine starts, claimed six consecutive top-10 finishes, including two runner-up performances, and a No. 14 finish on the money list...First top-10 came at the Stadion Classic at UGA, where he finished T9. Fired a 5-under 66 on the last day to move up in the standings...Picked up his second top-10 in his next start, at the News Sentinel Open. Played in Knoxville because he failed to qualify for the PGA TOUR Playoffs for the FedExCup. Carded a 9-under 63 in the first round to tie for the 18-hole lead then backed it up with a 7-under 65 to take the outright, 36-hole lead. An even-par 72 in the third round left him one stroke back entering the final round. Shot a 2-under 70 Sunday to finish two behind winner Kirk

Triplett...Followed that showing with a runner-up finish at the Mylan Classic the next week. Shared the 54-hole lead at 13-under with eventual winner Gary Christian and defending champion Kevin Kisner. Final-day 68 included a bogey at the 71st hole that left him one back of Christian. Despite only four starts through that point of the season, he moved to No. 35 on the money list...Continued his stellar late season with a runner-up finish in the next event, the Albertsons Boise Open. Played bogey-free on the weekend in Idaho, posting scores of 65-67 to challenge for the lead. Eagled the par-5, 16th to reach 16-under par and closed to within one shot of leader Jason Kokrak. Wound up two shots back when Kokrak birdied the same hole a short time later. Second-place check of \$78,300 vaulted him to No. 12 on the money list in just five starts...Made it four straight top-10s during the fall, with a T6 at the Soboba Golf Classic the following week. Celebrated his 32nd birthday during a final-round 67 that helped him close within three of the leaders. His T6 effort gave him five consecutive top-10s, one shy of the Tour's all-time mark...Held the second- and third-round leads two weeks later, at the Children's Hospital Classic. Posted two early birdies in the final round and upped his lead to four strokes before giving seven shots back to par in the final five front-nine holes. Eventually recovered with late birdies to finish T6 and tie the Tour record with his sixth consecutive top-10 finish. Doug Martin (1993) and Tom Gillis (2009) are the others who have registered six top-10s in a row.

PERSONAL:

Grew up in Escondido and moved to Long Beach, CA, the same place where TOUR players John Merrick, Peter Tomasulo and Paul Goydos honed their games...Travels to the Bahamas each year to take part in the Mark Knowles Charity Tennis Invitational. Helping out his good friend Knowles, their involvement helps raise funds for local children's charities such as the Cancer Society, the Sassoon (Bahamas) Foundation for Pediatric Heart Care and the Special Olympics, just to name a few.

PLAYER STATISTICS:

Scoring Average	71.11	(N/A)
Driving Distance	289.4	(N/A)
Driving Accuracy Percentage	65.73%	(N/A)
Greens in Regulation Percentage	62.28%	(N/A)
Strokes Gained - Putting	-.188	(N/A)

MISC STATISTICS:

CAREER PGA TOUR LOW ROUND/ROUND

62–2 times, most recent 2010 Wyndham Championship/4

LARGEST PGA TOUR PAYCHECK

\$551,000–2009 THE PLAYERS Championship/T3

HIGHEST OWGR RANK

After 2009 Buick Open/85

PGA TOUR CAREER SUMMARY

Year	Events Played	Cuts Made	1st	2nd	3rd	Top 10	Top 25	FedExCup Pts	FedExCup Rank	Earnings	Money Rank
2011	15	6					1	186	186	179,498	195
2010	29	10			1	1	7	132	132	684,687	133
2009	27	18		1	1	4	5	60	60	1,717,140	50
2008	29	20			2	4	8	64	64	1,201,433	91
2007	29	18			3	4	7	40	40	1,681,764	51
2006	3	1								16,354	
2005	1	1								13,553	
Total	133	74		1	7	13	28			5,494,428	202

NATIONWIDE TOUR CAREER SUMMARY

Year	Events Played	Cuts Made	1st	2nd	3rd	Top 10	Top 25	Earnings	Money Rank
2011	9	8		2	1	6	6	237,779	14
2010	2	2			1	2	2	51,942	96
2006	15	8				2	4	69,515	78
2005	9	7			1	3	4	77,521	67
2004	1								
2003	1								
Total	37	25		2	3	13	16	436,756	191

TOP TOURNAMENT SUMMARY

Tournament	'05	'06	'07	'08	'09	'10
The Masters						
US Open	T67	CUT		T65	T45	T22
British Open						
PGA Championship				T60	T60	
THE PLAYERS			T64	CUT	T3	CUT
TOUR Championship						
WGC-Accenture						
WGC-Cadillac						
WGC-Bridgestone						
WGC-HSBC Champions						
The Barclays			T72	T48	T46	
Deutsche Bank Championship			T14	T63	CUT	
BMW Championship			T30	T55	T38	

Matteo Manassero (muh-TAY-oh man-uh-SAIR-oh)



EXEMPT STATUS: None/International Player
HEIGHT: 5-11
WEIGHT: 155
BIRTHDATE: April 19, 1993
BIRTHPLACE: Negrar, Italy

RESIDENCE: Verona, Italy
FAMILY: Single
SPECIAL INTERESTS: Soccer, TV, music
TURNED PRO: 2010

PGA TOUR BEST FINISHES:

T9–2011 World Golf Championships-Accenture Match Play Championship

BEST 2011 PGA TOUR FINSHES:

T9–World Golf Championships-Accenture Match Play Championship.

INTERNATIONAL VICTORIES:

(2): 2010 Castello Masters [Eur]. 2011 Maybank Malaysian Open [Eur].

NATIONAL TEAMS:

Seve Trophy (1), 2011.

2011 PGA TOUR HIGHLIGHTS:

Picked up his second European Tour victory when he came from behind on the final day to win the Maybank Malaysian Open. He made an eagle on the par-5 10th hole Sunday and followed that with a birdie on the 11th hole to seize the lead for good, eventually defeating Gregory Bourdy by a stroke. The victory came two days short of his 18th birthday, making him the second-youngest winner in Tour history. His victory a year earlier in Spain made him the Tour's youngest...He became the youngest player to compete in a World Golf Championships event, finishing T9 at the Accenture Match Play Championship at the age of 17 years 10 months, 4 days. Advanced to the third round, beating Steve Stricker (2 and 1) in his opening match and Charl Schwartzel (1-up) in the second round before falling to eventual champion Luke Donald (3 and 2) in the third round...Held a share of the third-round lead of the European Tour's BMW PGA Championship with Luke Donald. He stumbled Sunday, shooting a 75 to

drop to a T7.

PLAYER STATISTICS:

Scoring Average	70.65	(N/A)
Driving Distance	279.6	(N/A)
Driving Accuracy Percentage	65.06%	(N/A)
Greens in Regulation Percentage	61.81%	(N/A)
Strokes Gained - Putting	.146	(N/A)

MISC STATISTICS:

CAREER PGA TOUR LOW ROUND/ROUND

67–2011 World Golf Championships-Bridgestone Invitational/3

LARGEST PGA TOUR PAYCHECK

\$140,000–2011 World Golf Championships-Accenture Match Play Championship/T9

HIGHEST OWGR RANK

After 2011 British Open Championship/29

PGA TOUR CAREER SUMMARY

Year	Events Played	Cuts Made	1st	2nd	3rd	Top 10	Top 25	FedExCup Pts	FedExCup Rank	Earnings	Money Rank
2011	8	6				1	2			133,283	
2010A	1	1									
2009A	1	1					1				
Total	10	8				1	3			133,283	

EUROPEAN TOUR 2011 SUMMARY

Year	Events Played	Cuts Made	1st	Earnings	Money Rank
2011	15	14	1	860,813	

AUSTRALIAN TOUR 2011 SUMMARY

Year	Events Played	Cuts Made	1st	Earnings	Money Rank
2011	1	1		6,400	

ASIAN TOUR 2011 SUMMARY

Year	Events Played	Cuts Made	1st	Earnings	Money Rank
2011	1				

TOP TOURNAMENT SUMMARY

Tournament	'09	'10	'11
The Masters			T36
US Open			T54
British Open	T13		CUT
PGA Championship			T37
THE PLAYERS			T64
TOUR Championship			
WGC-Accenture			T9
WGC-Cadillac			
WGC-Bridgestone			T37
WGC-HSBC Champions		T53	69
The Barclays			
Deutsche Bank Championship			
BMW Championship			

Steve Marino



EXEMPT STATUS: 39th on 2011 money list

HEIGHT: 6-0

WEIGHT: 180

BIRTHDATE: March 10, 1980

BIRTHPLACE: Altus, OK

RESIDENCE: Palm Beach Gardens, FL

FAMILY: Single

SPECIAL INTERESTS: Music, fishing

EDUCATION: University of Virginia (2002, Sociology)

TURNED PRO: 2002

Q-SCHOOL: 2006

Nationwide Tour Alumnus

JOINED TOUR: 2007

PGA TOUR BEST FINISHES:

2–2008 Mayakoba Golf Classic at Riviera Maya-Cancun. T2–2009 Crowne Plaza Invitational at Colonial. T2–2011 Sony Open in Hawaii. 2–2011 Arnold Palmer Invitational presented by MasterCard

BEST 2011 PGA TOUR FINISHES:

2–Arnold Palmer Invitational presented by MasterCard. T2–Sony Open in Hawaii.

2011 PGA TOUR HIGHLIGHTS:

Started the season hot with all three of his top 10s coming before the end of March...Recorded his third career runner-up finish, carding all four rounds in the 60s to finish two strokes behind Mark Wilson at the Sony Open in Hawaii...Held at least a share of the lead through three rounds of the AT&T Pebble Beach National Pro-Am after opening 65-66-71.

Playing in final grouping for the seventh time in career, posted 2-over-par 74 at Pebble Beach GL to finish T4...Finished second at the Arnold Palmer Invitational, one shot behind winner Martin Laird, with rounds of 70-65-70-75—281. At one point, he held a three-stroke lead on the back nine after playing 2-under-par through the first 10 holes. Holding a one-stroke lead on the 71st hole, he plugged his tee shot in the front bunker on the par-3 that resulted in a double bogey. Birdied No. 18, draining a 7-foot putt after hitting a pitching wedge from 144 yards to finish one back of Laird, who finished birdie-birdie-par-par. It was his fourth career runner-up finish. He has made all five cuts at the Arnold Palmer Invitational. His previous-best finish was T11 in 2010 (70-70-72-72).

PERSONAL:

Started golf at age 3 by swinging a cut-down 3-iron in his back yard.

PLAYER STATISTICS:

Scoring Average	70.74	(76)
Driving Distance	295.2	(59)
Driving Accuracy Percentage	60.98%	(107)
Greens in Regulation Percentage	65.79%	(88)
Strokes Gained - Putting	.085	(90)

MISC STATISTICS:

CAREER PGA TOUR LOW ROUND/ROUND

62–2009 Crowne Plaza Invitational at Colonial/3

LARGEST PGA TOUR PAYCHECK

\$648,000–2011 Arnold Palmer Invitational presented by MasterCard/2

HIGHEST OWGR RANK

After 2011 Shell Houston Open/54

PGA TOUR CAREER SUMMARY

Year	Events Played	Cuts Made	1st	2nd	3rd	Top 10	Top 25	FedExCup Pts	FedExCup Rank	Earnings	Money Rank
2011	23	15		2		3	8	49	49	1,975,076	39
2010	24	17				3	10	72	72	1,479,239	61
2009	29	22		1		5	13	15	15	2,161,539	35
2008	32	27		1	2	6	13	36	36	2,094,267	34
2007	31	21				4	10	88	88	1,179,165	80
2005	1	1								14,542	
2003	1										
Total	141	103		4	2	21	54			8,903,829	138

NATIONWIDE TOUR CAREER SUMMARY

Year	Events Played	Cuts Made	1st	2nd	3rd	Top 10	Top 25	Earnings	Money Rank
2006	20	16				5	10	134,038	42
2005	3	1						1,613	317
2003	1								
Total	24	17				5	10	135,650	505

TOP TOURNAMENT SUMMARY

Tournament	'05	'07	'08	'09	'10	'11
The Masters					T14	T42
US Open		CUT	CUT		T63	
British Open				T38	T55	CUT
PGA Championship			T60	CUT	CUT	CUT
THE PLAYERS		CUT	CUT	T79	T32	T19
TOUR Championship				T7		
WGC-Accenture						
WGC-Cadillac					T65	
WGC-Bridgestone						
WGC-HSBC Champions				T57		
The Barclays		T69	CUT	T15	CUT	71
Deutsche Bank Championship	T47	CUT	T10	T27	T41	T16
BMW Championship		T49	T22	T18		T59

David Mathis



EXEMPT STATUS: 118th on 2011 money list
HEIGHT: 6-0
WEIGHT: 178
BIRTHDATE: February 22, 1974
BIRTHPLACE: Winston-Salem, NC
RESIDENCE: Wake Forest, NC

FAMILY: Wife, Chastity; Brady Reed Mathis (11/9/10)
SPECIAL INTERESTS: Family, church, watches, cars, investing
EDUCATION: Campbell University (1997, Business)
TURNED PRO: 1997
 Nationwide Tour Graduate (2008, 2010)
JOINED TOUR: 2009

PGA TOUR BEST FINISHES:

T8–2011 Zurich Classic of New Orleans

BEST 2011 PGA TOUR FINSHES:

T8–Zurich Classic of New Orleans.

2011 PGA TOUR HIGHLIGHTS:

Claimed seven top-25 finishes in 25 starts on TOUR...Claimed his first top-10 finish on TOUR, a T8, following a final-round, 4-under 68 at the Zurich Classic of New Orleans. In his only other start there (2009), finished T42...Held the outright first-round

lead for the first time on the PGA TOUR following a 65 to open the FedEx St. Jude Classic. Carded rounds of 72-72-66 over the final 54 holes to finish T13.

PERSONAL:

Got his start in golf from his dad.

PLAYER STATISTICS:

Scoring Average	70.90	(102)
Driving Distance	282.0	(161)
Driving Accuracy Percentage	66.82%	(29)
Greens in Regulation Percentage	64.29%	(129)
Strokes Gained - Putting	.223	(52)

MISC STATISTICS:

CAREER PGA TOUR LOW ROUND/ROUND

65–6 times, most recent 2011 FedEx St. Jude Classic/1

LARGEST PGA TOUR PAYCHECK

\$172,800–2011 Zurich Classic of New Orleans/T8

HIGHEST OWGR RANK

After 2011 British Open Championship/227

PGA TOUR CAREER SUMMARY

Year	Events Played	Cuts Made	1st	2nd	3rd	Top 10	Top 25	FedExCup Pts	FedExCup Rank	Earnings	Money Rank
2011	25	16				1	7	129	129	715,404	118
2009	27	15					2	122	122	364,959	160
2005	1										
2004	1										
1999	1										
1998	1										
1997	1										
Total	57	31				1	9			1,080,363	411

NATIONWIDE TOUR CAREER SUMMARY

Year	Events Played	Cuts Made	1st	2nd	3rd	Top 10	Top 25	Earnings	Money Rank
2011	1								
2010	23	15	1		1	6	11	265,385	13
2009	2	1			1	1	1	35,700	124
2008	26	16	1	1		4	9	276,412	14
2007	24	14		1		2	8	135,218	47
2006	27	16					3	51,303	99
2005	2								
2003	2								
2002	1								
2001	1								
2000	1								
Total	110	62	2	2	2	13	32	764,018	68

TOP TOURNAMENT SUMMARY

<u>Tournament</u>	<u>'09</u>
The Masters	
US Open	
British Open	
PGA Championship	
THE PLAYERS	
TOUR Championship	
WGC-Accenture	
WGC-Cadillac	
WGC-Bridgestone	
WGC-HSBC Champions	
The Barclays	CUT
Deutsche Bank Championship	
BMW Championship	

Troy Matteson



EXEMPT STATUS: 94th on 2011 money list

HEIGHT: 6-0

WEIGHT: 185

BIRTHDATE: November 8, 1979

BIRTHPLACE: Rockledge, FL

RESIDENCE: Alpharetta, GA

FAMILY: Wife, Shauna; Tori Murphy (11/12/09)

SPECIAL INTERESTS: Fishing

EDUCATION: Georgia Tech (2003, Civil Engineering)

TURNED PRO: 2003

Nationwide Tour Graduate (2005)

JOINED TOUR: 2006

PGA TOUR VICTORIES (2):

2006 Frys.com Open. 2009 Frys.com Open

BEST 2011 PGA TOUR FINSHES:

P2--Puerto Rico Open presented by seepuertorico.com.

2011 PGA TOUR HIGHLIGHTS:

Made 16 of 28 cuts to go with a pair of top-10 finishes, including a playoff loss at the Puerto Rico Open...Finished T9 at the Farmers Insurance Open, his first top 10 at the event in six career starts. Finish at Torrey Pines was his first top 10 since August 2010...Lost to Michael Bradley on the first playoff hole (No. 18) with a bogey-6 at the Puerto Rico

Open, missing a 4-foot putt that would have extended the playoff. Dropped to 1-1 in playoffs on TOUR. Held a share of the second-round lead and had a three-shot lead after the third-round. Led the field in Greens in Regulation (61 of 72, 84.7 percent). Finished T31 in his only other Puerto Rico Open start (2009)...Opened the Deutsche Bank Championship with the first-round lead after a 6-under 65. Rounds of 71-77-78 the rest of the way left him T77.

PERSONAL:

Started playing golf when he was 7...Got married shortly after graduating from college...Lists Superman as his hero. Says his real-life heroes are his parents, Steve Matteson and Lucy and John Steele, for introducing him to golf, hunting and fishing at an

early age.

PLAYER STATISTICS:

Scoring Average	71.18	(130)
Driving Distance	300.2	(21)
Driving Accuracy Percentage	58.83%	(132)
Greens in Regulation Percentage	65.64%	(92)
Strokes Gained - Putting	-.128	(129)

MISC STATISTICS:

CAREER PGA TOUR LOW ROUND/ROUND
61--2 times, most recent 2009 Frys.com Open/2

LARGEST PGA TOUR PAYCHECK
\$900,000--2009 Frys.com Open/1

HIGHEST OWGR RANK
After 2007 FBR Open/73

PGA TOUR CAREER SUMMARY

Year	Events Played	Cuts Made	1st	2nd	3rd	Top 10	Top 25	FedExCup Pts	FedExCup Rank	Earnings	Money Rank
2011	28	16		1		2	6	99	99	946,989	94
2010	28	14				2	5	91	91	736,060	128
2009	30	19	1			1	6	78	78	1,466,070	56
2008	30	16		1		5	7	124	124	1,212,018	89
2007	26	17			2	3	7	33	33	1,282,421	73
2006	32	18	1	1		5	7			1,778,597	36
2003	3	2								18,135	
Total	177	102	2	3	2	18	38			7,440,292	161

NATIONWIDE TOUR CAREER SUMMARY

Year	Events Played	Cuts Made	1st	2nd	3rd	Top 10	Top 25	Earnings	Money Rank
2005	27	24	2	3	1	12	17	495,009	1
2004	28	18		1		1	6	114,451	52
2003	4	3					1	7,628	211
Total	59	45	2	4	1	13	24	617,087	102

TOP TOURNAMENT SUMMARY

Tournament	'06	'07	'08	'09	'10	'11
The Masters		CUT				
US Open						
British Open						
PGA Championship		T66			T28	
THE PLAYERS		CUT	T73	CUT	T17	CUT
TOUR Championship						
WGC-Accenture						
WGC-Cadillac						
WGC-Bridgestone			T51		T44	
WGC-HSBC Champions						
The Barclays		CUT	T48	CUT	T20	T36
Deutsche Bank Championship		T61	T9		T36	CUT
BMW Championship		CUT	T47			

Billy Mayfair



EXEMPT STATUS: 109th on 2011 money list
HEIGHT: 5-9
WEIGHT: 195
BIRTHDATE: August 6, 1966
BIRTHPLACE: Phoenix, AZ
RESIDENCE: Scottsdale, AZ

FAMILY: Wife, Tami; Maxwell (11/15/99)
SPECIAL INTERESTS: All sports, golf course design
EDUCATION: Arizona State University
TURNED PRO: 1988
Q-SCHOOL: 1988
JOINED TOUR: 1989

PGA TOUR VICTORIES (5):

1993 Greater Milwaukee Open. 1995 Motorola Western Open. 1995 THE TOUR Championship. 1998 Nissan Open. 1998 Buick Open

BEST 2011 PGA TOUR FINSHES:

T6--Children's Miracle Network Hospitals Classic.

NATIONAL TEAMS:

Walker Cup (1), 1987; Four Tours World Championship of Golf (1), 1991.

2011 PGA TOUR HIGHLIGHTS:

Captured a pair of top-10 finishes in 29 starts on TOUR, the second of which proved critical to his

2012 season...Closed with a 5-under 67 in the final round of the Zurich Classic of New Orleans to claim T8 honors, his best finish in 13 starts. His 67 was his lowest final-round score in any previous start in New Orleans...At the season's final event, the Children's Miracle Network Hospitals Classic, was trying to become the first player since George McNeill to win the PGA TOUR Qualifying Tournament (2006) and then win on TOUR the following season. Posted four sub-par rounds at Disney to finish T6. With the performance, moved from outside the top 125 on the money list to No. 109 to retain his card for the 2012 season.

PERSONAL:

Volunteered as a standard bearer at Phoenix Open while in high school, usually working with the group of his idol, Jerry Pate. Inducted into Arizona State Sports Hall of Fame in November 1998. First golf-

course design, The GC of Virginia, in Roanoke, opened in 2002. In 2006, Bison Ranch GC opened in Arizona.

PLAYER STATISTICS:

Scoring Average	70.75	(78)
Driving Distance	283.3	(153)
Driving Accuracy Percentage	70.41%	(9)
Greens in Regulation Percentage	68.77%	(23)
Strokes Gained - Putting	-.197	(146)

MISC STATISTICS:

CAREER PGA TOUR LOW ROUND/ROUND
61--2 times, most recent 2001 Buick Open/4

LARGEST PGA TOUR PAYCHECK
\$604,800--2005 Bank of America Colonial/2

HIGHEST OWGR RANK
After 1996 Canon Greater Hartford Open/25

PGA TOUR CAREER SUMMARY

Year	Events Played	Cuts Made	1st	2nd	3rd	Top 10	Top 25	FedExCup Pts	FedExCup Rank	Earnings	Money Rank
2011	29	17				2	5	122	122	780,578	109
2010	26	14			1	2	4	143	143	642,231	142
2009	28	13				1	2	162	162	392,068	157
2008	29	22		2		4	7	23	23	1,750,683	44
2007	30	18		1	1	6	10	92	92	1,814,518	44
2006	29	18			2	4	8			1,367,998	65
2005	31	27		1		6	13			2,236,455	22
2004	32	22				1	3			503,251	140
2003	31	20				3	7			842,186	79
2002	31	19				3	6			864,745	75
2001	29	21		1	1	5	15			1,716,002	29
2000	29	18				2	6			466,345	106
1999	29	16		1		4	10			741,733	58
1998	27	20	2	1		5	9			1,281,685	16
1997	30	16		1		1	5			304,083	79
1996	28	18		1		1	8			357,654	55
1995	28	21	2	3		6	9			1,543,192	2
1994	32	18				1	7			158,159	113
1993	32	22	1	1		5	8			513,072	30
1992	33	23				1	9			191,878	79
1991	33	20				1	7			185,668	89
1990	32	23		2		7	15			693,658	12
1989	33	18					6			111,998	116
1988A	3	2					1				
1988	5	3					1			8,433	220
1987A	3	1									
Total	702	450	5	15	5	71	181			19,468,273	35

NATIONWIDE TOUR CAREER SUMMARY

Year	Events Played	Cuts Made	1st	2nd	3rd	Top 10	Top 25	Earnings	Money Rank
2010	1								
2009	1	1						1,785	291
Total	2	1						1,785	

TOP TOURNAMENT SUMMARY

Tournament	'88	'89	'90	'91	'92	'93	'94	'95	'96	'97	'98	'99
The Masters	CUT			T12	T42		CUT		CUT		CUT	CUT
US Open	T25	T33	CUT	T37	T23		CUT		T32			T10
British Open									T44		T52	CUT
PGA Championship			T5	CUT	CUT	T28	T39	T23	T52	T53	T7	T34
THE PLAYERS		CUT	CUT	T73	T67	T52	CUT	T18	CUT	CUT	T42	CUT
TOUR Championship			2			30		1			T13	
WGC-Accenture												T33
WGC-Cadillac												
WGC-Bridgestone												
WGC-HSBC Champions												
The Barclays		CUT		CUT	CUT	CUT						
Deutsche Bank Championship												
BMW Championship		CUT		CUT		T75		1	T26	T34	T65	CUT

Tournament	'00	'01	'02	'03	'04	'05	'06	'07	'08	'09	'11
The Masters			T32	T37			T14	59		CUT	
US Open	CUT		T5	T10	66		CUT			T40	
British Open		T3	CUT							T52	
PGA Championship	T74	CUT	CUT	T61		CUT	T37	T60	T47		
THE PLAYERS	T17	T5	CUT	CUT	T58		CUT	CUT	72	T32	
TOUR Championship		T26				T24			T10		
WGC-Accenture	T17		T33								
WGC-Cadillac		CNL				T25				T77	
WGC-Bridgestone											
WGC-HSBC Champions											
The Barclays			T73	T36	75	T7	T66	CUT	T31		CUT
Deutsche Bank Championship				T32	T55	T40	CUT	CUT	T78		
BMW Championship	CUT	T15	CUT	T30	T24	4	T54	T38	T22		

Graeme McDowell (GREY-am)



EXEMPT STATUS: Winner, 2010 U.S. Open (through 2015)
HEIGHT: 5-11
WEIGHT: 168
BIRTHDATE: July 30, 1979
BIRTHPLACE: Portrush, Northern Ireland
RESIDENCE: Portrush, Northern Ireland and Orlando, FL

FAMILY: Single

SPECIAL INTERESTS: Cars, snooker, Manchester United soccer

EDUCATION: University of Alabama-Birmingham (2002, Economics, Engineering)

TURNED PRO: 2002

JOINED TOUR: 2009

PGA TOUR VICTORIES (1):

2010 U.S. Open Championship

BEST 2011 PGA TOUR FINSHES:

3-Hyundai Tournament of Champions.

INTERNATIONAL VICTORIES:

(6): 2002 Volvo Scandinavian Masters [Eur]. 2004 Telecom Italia Open [Eur]. 2008 Ballantine's Championship [Eur], Barclays Scottish Open [Eur]. 2010 Celtic Manor Wales Open [Eur], Andalucia Valderama Masters [Eur].

NATIONAL TEAMS:

Ryder Cup (2), 2008, 2010; World Cup (3), 2008, 2009, 2011; Seve Trophy (2), 2005, 2009; Walker Cup (1), 2001.

OTHER VICTORIES:

(1): 2010 Chevron World Challenge.

2011 PGA TOUR HIGHLIGHTS:

Made a career-high 16 starts on TOUR. Ten made cuts and three top 10s included a third-place finish at the season-opening Hyundai Tournament of Champions. Missed the cut in three of four starts in the majors...Recorded a final-round 11-under 62,

matching the course record set by K.J. Choi during the third round in 2003, to finish third at the Hyundai Tournament of Champions. It equaled the best round of his career in relation to par, an 11-under 61 at County Louth GC (Baltray) at the 2009 Irish Open. Previous-best round on the PGA TOUR was a second-round 7-under 65 at the 2010 PLAYERS Championship (T26)...Picked up his second top-three finish of the season when he T3 at the European Tour's Abu Dhabi Championship. Finished a distant 10 strokes behind winner Martin Kaymer...Collected his second top 10 on the PGA TOUR with a T9 at the World Golf Championships-Accenture Match Play Championship. Defeated Heath Slocum (4 and 3) and Ross Fisher (4 and 2) before falling to Y.E. Yang (3 and 2) in the third round. Marked the first time he advanced past the second round in five career appearances at the event...Matched the PGA National course record with a final-round, 6-under 64 to finish T6 at the Honda Classic. His record-tying round included just 11 putts (seven one-putts, including six straight on Nos. 10-15). It was the second time he matched a tournament-course record this season, also doing so in the final round (62) at the Hyundai Tournament of Champions...Held the third-round lead at THE PLAYERS at 12-under-par but plummeted to a T33 following a final-round 79...Played consistently all week at the World Golf Championships-HSBC Champions, with four rounds in the 60s at Sheshan International GC in China, to finish solo third, four strokes behind winner Martin Kaymer...Represented Ireland in the World Cup, teaming with Rory McIlroy for a second consecutive time. The duo took a third-round lead into the final round at Mission Hills GC's Blackstone Course, but the team faltered to an even-par 72 in foursomes Sunday to T4...Decided not to defend his Chevron World Challenge title and

instead played the Nedbank Golf Challenge on the Sunshine Tour, where he shot two 70s on the weekend to T3 at the Gary Player CC.

PERSONAL:

Picked up the sport at age 7 with his brothers at the urging of his dad...Says standing on the 18th green at Pebble Beach after winning the U.S. Open is his biggest thrill in golf...Played numerous sports as a youngster, but, as he says, "golf always won."...Earned an honorary doctorate degree from the University of Ulster, along with, among others, Liverpool Football Club manager Kenny Dalglish, broadcaster Miriam O'Callaghan and actress Susan Lynch.

PLAYER STATISTICS:

Scoring Average	71.00	(113)
Driving Distance	289.5	(109)
Driving Accuracy Percentage	66.31%	(38)
Greens in Regulation Percentage	66.08%	(75)
Strokes Gained - Putting	.081	(92)

MISC STATISTICS:

CAREER PGA TOUR LOW ROUND/ROUND
 62-2011 Hyundai Tournament of Champions/4

LARGEST PGA TOUR PAYCHECK
 \$1,350,000-2010 U.S. Open Championship/1

HIGHEST OWGR RANK
 After 2011 Arnold Palmer Invitational presented by MasterCard/4

PGA TOUR CAREER SUMMARY

Year	Events Played	Cuts Made	1st	2nd	3rd	Top 10	Top 25	FedExCup Pts	FedExCup Rank	Earnings	Money Rank
2011	16	10			1	3	4	73	73	1,088,898	86
2010	10	7	1			2	4	198	198	1,589,337	50
2009	11	11				2	4			645,516	
2008	4	4					2			182,545	
2007	3	2								52,768	
2006	15	8					3			357,902	169
2005	14	10		1		3	5			814,359	
2004	3	1									
2003	3	1								9,620	
2002	3	3								31,910	
2001	1										
Total	83	57	1	1	1	10	22			4,772,855	220

EUROPEAN TOUR 2011 SUMMARY

Year	Events Played	Cuts Made	1st	Earnings	Money Rank
2011	9	8		632,714	

JAPAN TOUR 2011 SUMMARY

Year	Events Played	Cuts Made	1st	Earnings	Money Rank
2011	1	1		8,123	

ASIAN TOUR 2011 SUMMARY

Year	Events Played	Cuts Made	1st	Earnings	Money Rank
2011	1	1		86,600	

SUNSHINE TOUR 2011 SUMMARY

Year	Events Played	Cuts Made	1st	Earnings	Money Rank
2011	1	1			

TOP TOURNAMENT SUMMARY

Tournament	'02	'04	'05	'06	'07	'08	'09	'10	'11
The Masters			CUT				T17	CUT	CUT
US Open			T80	T48	T30		T18	1	T14
British Open		CUT	T11	T61	CUT	T19	T34	T23	CUT
PGA Championship		CUT	CUT	T37		T15	T10	CUT	CUT
THE PLAYERS			T40				78	T26	T33
TOUR Championship									
WGC-Accenture			T17	T33			T33	T33	T9
WGC-Cadillac		T43	T6			T48	T66	T6	T42
WGC-Bridgestone	T52		W/D			T56	T45	T22	65
WGC-HSBC Champions								T34	3
The Barclays			T32	12					T43
Deutsche Bank Championship									T37
BMW Championship									

William McGirt



EXEMPT STATUS: T13 at 2011 PGA TOUR Qualifying Tournament
HEIGHT: 5-8
WEIGHT: 200
BIRTHDATE: June 21, 1979
BIRTHPLACE: Lumberton, NC
RESIDENCE: Boiling Springs, SC

FAMILY: Wife, Sarah
SPECIAL INTERESTS: Fishing, Watching TV
EDUCATION: Wofford College (2001, Business Economics)
TURNED PRO: 2004
Q-SCHOOL: 2010, 2011
JOINED TOUR: 2011

PGA TOUR BEST FINISHES:

T16--2011 Justin Timberlake Shriners Hospitals for Children Open

BEST 2011 PGA TOUR FINSHES:

T16--Justin Timberlake Shriners Hospitals for Children Open.

2011 PGA TOUR HIGHLIGHTS:

Four top-25 finishes helped the rookie earn a berth into the first two events in the PGA TOUR Playoffs for the FedExCup—The Barclays (T24) and the Deutsche Bank Championship (T42)...Finished T52 at the Wyndham Championship to claim the No. 125 spot in FedExCup standings and qualify for his first PGA TOUR Playoffs for the FedExCup...In December, finished T13 at the PGA TOUR Qualifying Tournament to earn sophomore status on TOUR in 2012.

PERSONAL:

Got his start in the game because his "aunt had me on the golf course as soon as I could walk"...Lists making two aces in one round as his biggest thrill in golf...Favorite course he has played is Pebble Beach. Would most like to play Cypress Point...Never travels without his laptop computer. Favorite professional team is the Atlanta Braves. Favorite college team is the Wofford Terriers...Only marks his ball with a quarter...Favorite TV show is "Law and Order" and favorite movie is "Bull Durham"...Favorite entertainer is Brad Paisley. Enjoys reading Caddy for Life, the story of Tom Watson's caddie, Bruce Edwards...Favorite food is a hamburger...Would round out his dream foursome with Arnold Palmer, Jack Nicklaus and Watson...Received scholarship offers to play golf and baseball in college. Was all-conference in baseball twice in high school...Bucket list includes attending both a World Cup soccer event and the Olympics...Favorite vacation spots are Charleston,

SC, and Hilton Head Island, SC...He's involved with various charities, including Camp Spearhead in Greenville, SC, a summer program for children and adults with special needs.

PLAYER STATISTICS:

Scoring Average	70.73	(73)
Driving Distance	289.9	(107)
Driving Accuracy Percentage	60.78%	(111)
Greens in Regulation Percentage	68.63%	(25)
Strokes Gained - Putting	.223	(52)

MISC STATISTICS:

CAREER PGA TOUR LOW ROUND/ROUND

63--2011 Justin Timberlake Shriners Hospitals for Children Open/1

LARGEST PGA TOUR PAYCHECK

\$61,900--2011 The Barclays/T24

HIGHEST OWGR RANK

After 2011 HP Byron Nelson Championship/321

PGA TOUR CAREER SUMMARY

Year	Events Played	Cuts Made	1st	2nd	3rd	Top 10	Top 25	FedExCup Pts	FedExCup Rank	Earnings	Money Rank
2011	32	19					4	83	83	532,933	141
2010	1										
2007	1										
Total	34	19					4			532,933	468

NATIONWIDE TOUR CAREER SUMMARY

Year	Events Played	Cuts Made	1st	2nd	3rd	Top 10	Top 25	Earnings	Money Rank
2011	1	1						2,991	243
2010	24	17			1	4	8	173,444	34
2009	1								
Total	26	18			1	4	8	176,434	447

TOP TOURNAMENT SUMMARY

Tournament	'11
The Masters	
US Open	
British Open	
PGA Championship	
THE PLAYERS	
TOUR Championship	
WGC-Accenture	
WGC-Cadillac	
WGC-Bridgestone	
WGC-HSBC Champions	
The Barclays	T24
Deutsche Bank Championship	T42
BMW Championship	

Rory McIlroy



EXEMPT STATUS: 2011 U.S. Open winner; multiple tournament winner (through 2016).

HEIGHT: 5-10

WEIGHT: 160

BIRTHDATE: May 4, 1989

BIRTHPLACE: Hollywood, Northern Ireland

RESIDENCE: Hollywood, Northern Ireland

FAMILY: Single

SPECIAL INTERESTS: Cars, tennis, movies, music, Manchester United soccer

TURNED PRO: 2007

JOINED TOUR: 2010

PGA TOUR VICTORIES (2):

2010 Wells Fargo Championship. 2011 U.S. Open

BEST 2011 PGA TOUR FINSHES:

1-U.S. Open.

INTERNATIONAL VICTORIES:

(3): 2009 Dubai Desert Classic [Eur]. 2011 Shanghai Masters, UBS Hong Kong Open [Eur].

NATIONAL TEAMS:

Ryder Cup (1), 2010; World Cup (2), 2009, 2011; Seve Trophy (1), 2009; Walker Cup (1), 2007.

2011 PGA TOUR HIGHLIGHTS:

Finished the year second in the Race to Dubai, a little more than €1 million behind Luke Donald...Won his first major in record-setting fashion by eight shots at the U.S. Open at Congressional CC. At 22 years, 1 month, 15 days, he is the ninth-youngest winner of the U.S. Open and the youngest to win the event since Bobby Jones in 1923. He is the first player in U.S. Open history to get to double-digits under-par in the first two rounds. He is the first player in U.S. Open history to reach 13-under par, 14-under par, 15-under par, 16-under par and 17-under par. Set the 36-hole tournament scoring record (131), the 54-hole tournament record (199), and the 72-hole scoring record (268). His six-stroke, 36-hole lead tied Tiger Woods (2000) for the largest at the U.S. Open, while his eight-stroke, 54-hole lead is the second-largest in U.S. Open history behind Woods' 10 strokes in 2000. Set the low first 36-hole score in relation to par at 11-under. Woods (2000) and Ricky Barnes (2009) are tied for second, at 8-under. He also set the low first 54-hole score in relation to par at the U.S. Open (14-under). His 16-under is the most strokes under-par for 72 holes in U.S. Open history. Woods set the old record of 12-under in 2000. Becomes the seventh wire-to-wire (no ties) winner at the U.S. Open, joining Woods (2000 and 20002), Tony Jacklin (1970), Ben Hogan (1953),

James Barnes (1921) and Walter Hagen (1914). Is the first player to win the U.S. Open with all four rounds in the 60s since Lee Janzen (1993). The last time the U.S. Open saw back-to-back winners from the British Isles was in 1924 (Cyril Walker, England) and 1925 (William Mcfarlane, Scotland). Last year, Graeme McDowell was the first player from Northern Ireland to win the U.S. Open. He followed a year later, joining his good friend as Northern Ireland champions. The duo also became the first back-to-back winners of the U.S. Open from the same country (outside of the U.S.) since England in 1920 (Edward Ray) and 1921 (Barnes). Woods (2008) and Lucas Glover (2009) were the last back-to-back winners from the U.S. Is one of nine players age 22 and younger with multiple wins with at least one of the wins a major championship. The others are Woods, Gene Sarazen, Tom Morris, Jr., Jack Nicklaus, Tom Creavy, Johnny McDermott, Seve Ballesteros and Jerry Pate...Was a distant second at the Abu Dhabi Championship on the European Tour, eight strokes behind Martin Kaymer. His runner-up showing in the United Arab Emirates came a year after he T3 at the same event, two strokes back of Kaymer...After three rounds in the 60s, entered the final round of the World Golf Championships-Cadillac Championship three strokes behind Dustin Johnson but struggled to a 2-over 74 to finish well behind champion Nick Watney. Finished T10 for his best finish in three starts at the event...Had a third-place showing at the Maybank Malaysian Open...Was fifth at the Memorial Tournament for his second top 10 at the event in as many starts (T10 in 2010). Held the first-round co-lead with Chris Riley, at 6-under 66...Finished T6 at the World Golf Championships-Bridgestone Invitational with all four rounds in the 60s. It was his second consecutive season with all four rounds in the 60s at Firestone CC...Added another top-five on the European Tour, finishing T3 at the Omega European Masters at Crans-sur-Sierre. Shot four rounds in the 60s, including an opening-round 65 in Switzerland but still fell five strokes shy of winner Thomas Bjorn...Contended all week in Hilversum, Netherlands, at the KLM Open before finally finishing third, two strokes behind winner Simon Dyson. Began the final round at Hilversum GC in eighth place, but a Sunday 67 moved him up...Finished a distant second to Rickie Fowler in October at the Kolon Korea Open on the OneAsia Tour...Picked up his second victory of the campaign when he won the Shanghai Masters in China. Finished regulation tied with

Anthony Kim and then defeated Kim by making par on the first playoff hole at Lake Malaren's Masters Course. The win was worth \$2 million, the largest payday of his career...A week later, also in Shanghai, at the World Golf Championships-HSBC Champions, he had four under-par rounds, including a third-round 65, that led to a T4...Represented Ireland in the World Cup for the second consecutive time, again teaming with Graeme McDowell. Took a third-round lead into the final round at Mission Hills GC's Blackstone Course, but the duo faltered to an even-par 72 in foursomes Sunday to T4...In early December, at the UBS Hong Kong Open, a tournament he says he's always wanted to win, he came from three strokes off the pace on the final day to capture first title after finishing second at the tournament in 2008 and 2009. Playing in the third-to-last group, he holed out from the right bunker for birdie on the 18th hole, his fifth birdie of the day against no bogeys, to ensure the victory. The day before, he shot an even-par 70 marking the first time in 15 rounds that he hadn't shot a round in the 60s at Hong Kong GC.

PERSONAL:

Recorded a 40-yard drive at age 2 and made his first ace at age 9...Left school at age 16 to concentrate on amateur golf...Cites Tiger Woods as his golf inspiration...Web site is rorymcilroy.com.

PLAYER STATISTICS:

Scoring Average	69.48	(N/A)
Driving Distance	307.2	(N/A)
Driving Accuracy Percentage	60.29%	(N/A)
Greens in Regulation Percentage	68.30%	(N/A)
Strokes Gained - Putting	-.129	(N/A)

MISC STATISTICS:

CAREER PGA TOUR LOW ROUND/ROUND
62-2010 Wells Fargo Championship/4

LARGEST PGA TOUR PAYCHECK
\$1,440,000-2011 U.S. Open/1

HIGHEST OWGR RANK
After 2011 Franklin Templeton Shootout/2

PGA TOUR CAREER SUMMARY

Year	Events Played	Cuts Made	1st	2nd	3rd	Top 10	Top 25	FedExCup Pts	FedExCup Rank	Earnings	Money Rank
2011	10	9	1			4	7			1,905,609	
2010	16	12	1		2	5	6	36	36	2,554,280	26
2009	11	10			1	3	7			849,719	
2007A	1	1									
Total	38	32	2		3	12	20			5,309,608	

EUROPEAN TOUR 2011 SUMMARY

Year	Events Played	Cuts Made	1st	Earnings	Money Rank
2011	10	10		1,300,122	

ASIAN TOUR 2011 SUMMARY

Year	Events Played	Cuts Made	1st	Earnings	Money Rank
2011	2	2	1	458,399	

TOP TOURNAMENT SUMMARY

Tournament	'07	'09	'10	'11
The Masters		T20	CUT	T15
US Open		T10	CUT	1
British Open	T42	T47	T3	T25
PGA Championship		T3	T3	T64
THE PLAYERS		CUT	CUT	
TOUR Championship				
WGC-Accenture		T5	T17	T17
WGC-Cadillac		T20	T65	T10
WGC-Bridgestone		T68	T9	T6
WGC-HSBC Champions		4	5	T4
The Barclays			T56	
Deutsche Bank Championship			T37	
BMW Championship			T37	

Parker McLachlin (muh-GLOCK-lun)



EXEMPT STATUS: Past Champion

HEIGHT: 6-1

WEIGHT: 165

BIRTHDATE: May 10, 1979

BIRTHPLACE: Honolulu, HI

RESIDENCE: Scottsdale, AZ

FAMILY: Wife, Kristy

SPECIAL INTERESTS: Body surfing, ping-pong, movies

EDUCATION: UCLA (2002, Sociology)

TURNED PRO: 2003

Q-SCHOOL: 2006

Nationwide Tour Alumnus

JOINED TOUR: 2007

PGA TOUR VICTORIES (1):

2008 Legends Reno-Tahoe Open

2011 PGA TOUR HIGHLIGHTS:

Missed the cut in his only three PGA TOUR starts and did not make a Nationwide Tour appearance.

PERSONAL:

His dad, Chris, was the high school basketball coach of U.S. President Barack Obama at Punahou High School in Honolulu, Hawaii...Played pick-up basketball with the President-elect in Hawaii in Decem-

ber of 2008...Father played basketball and volleyball for Stanford, while his mom Beth was captain of the 1976 U.S. Olympic volleyball team and served as an alternate in 1968. Brother Spencer is a 6-7 sophomore outside hitter on the Stanford volleyball team...Has posted victories on the PGA TOUR, Hooters Tour, Tight Lies Tour, Gateway Tour and Spanos Tour...Cites winning the 2008 Legends Reno-Tahoe Open as his biggest thrill in golf...Lists Michael Jordan and Andre Agassi as his heroes...Plays a lot of golf with Michelle Wie...Web site is parkermclachlin.com...Earned all-state honors in high school in volleyball. Non-golf related jobs held include high school volleyball referee.

PLAYER STATISTICS:

Scoring Average	73.10	(N/A)
Driving Distance	290.8	(N/A)
Driving Accuracy Percentage	64.29%	(N/A)
Greens in Regulation Percentage	60.19%	(N/A)
Strokes Gained - Putting	-.980	(N/A)

MISC STATISTICS:

CAREER PGA TOUR LOW ROUND/ROUND

62-2008 Legends Reno-Tahoe Open/2

LARGEST PGA TOUR PAYCHECK

\$540,000-2008 Legends Reno-Tahoe Open/1

HIGHEST OWGR RANK

After 2008 World Golf Championships-Bridgestone Invitational/163

PGA TOUR CAREER SUMMARY

Year	Events Played	Cuts Made	1st	2nd	3rd	Top 10	Top 25	FedExCup Pts	FedExCup Rank	Earnings	Money Rank
2011	3										
2010	20	4						223	223	53,291	222
2009	25	10					3	176	176	275,033	176
2008	27	17	1			3	6	107	107	1,311,839	84
2007	28	13				1	6	158	158	627,582	137
2006	2	2								34,674	
2004	1										
2000A	1										
Total	107	46	1			4	15			2,302,419	313

NATIONWIDE TOUR CAREER SUMMARY

Year	Events Played	Cuts Made	1st	2nd	3rd	Top 10	Top 25	Earnings	Money Rank
2010	2								
2009	1								
2007	1	1				1	1	26,400	147
2006	28	16		2		5	9	176,882	29
2005	1	1						1,888	301
2003	2								
Total	35	18		2		6	10	205,170	392

TOP TOURNAMENT SUMMARY

Tournament	'04	'08	'09
The Masters			
US Open		CUT	
British Open			
PGA Championship		CUT	
THE PLAYERS			CUT
TOUR Championship			
WGC-Accenture			
WGC-Cadillac			
WGC-Bridgestone			
WGC-HSBC Champions			
The Barclays		CUT	
Deutsche Bank Championship		CUT	
BMW Championship			

George McNeill



EXEMPT STATUS: 59th on 2011 money list

HEIGHT: 6-1

WEIGHT: 180

BIRTHDATE: October 2, 1975

BIRTHPLACE: Naples, FL

RESIDENCE: Fort Myers, FL

FAMILY: Wife, Ryan Lynn

SPECIAL INTERESTS: Fishing, hunting, boating

EDUCATION: Florida State University

TURNED PRO: 1998

Q-SCHOOL: 2006

Nationwide Tour Alumnus

JOINED TOUR: 2007

PGA TOUR VICTORIES (1):

2007 Frys.com Open benefiting Shriners Hospitals for Children

BEST 2011 PGA TOUR FINSHES:

2–Wyndham Championship. T2–Viking Classic.

2011 PGA TOUR HIGHLIGHTS:

Enjoyed a solid year with a career-best, four top-10 finishes, including two runner-up showings. For the first time since its inception, played his way into the third of four Playoffs events, the BMW Championship (64th)...Finished fifth at the Puerto Rico Open on the strength of a second-round 66, his first top-10 finish since the 2010 Northern Trust Open...Posted the low round of the day in the third round of the Zurich Classic of New Orleans, a 7-under 65, en route to T6 honors...Shot a final-round 68 to finish one stroke behind Chris Kirk at the Viking Classic. His T2 finish is his best since dropping a playoff at the 2009 Children's Miracle Network Classic. Made his third cut in as many Viking Classic starts. He T34 in 2007 and T52 in 2010...Finished second at the Wyndham Championship, on the strength of a final-round 64.

Finished three shots behind winner Webb Simpson and moved to No. 54 in the FedExCup standings.

PERSONAL:

Named to the All-America team and the all-conference team during his days at Florida State University...Was an all-district baseball player as a sophomore at North Fort Myers High School. Graduated from same high school as Deion Sanders, Mike Greenwell, Jevon Kearse, Richard Fain and Noel Devine. Lists Kevin Kenny, Dr. Jim Suttie and Greg LaBelle as instructors...Says winning the 2007 Frys.com Open in Las Vegas is his biggest thrill in golf. Biggest thrill outside of golf is tarpon fishing...Never travels without jeans and a t-shirt...First car was a 1979 Ford Mustang...Favorite courses are Turnberry in Scotland and the National Golf Links in West Hampton, NY, and would like to play Augusta National...Favorite teams are Florida State, the Washington Redskins and Tampa Bay Rays. Favorite tv show is "Entourage" and "The Shawshank Redemption" is his favorite movie. Robert De Niro is his favorite entertainer, Randy Wayne is his favorite author and his favorite athlete to watch is Roger Federer. His favorite food is lasagna. Charlotte, NC, and Park City, UT, are his favorite cities to visit, and the Florida Keys are his favorite vacation

spot...Would add his dad, Jack Nicklaus and Bobby Nichols to his dream foursome...Bucket list includes hunting cape buffalo in Africa...Charity works include Southwest Florida Junior Golf, the Bobby Nichols Charity Classic benefiting Children's Advocacy Center of Southwest Florida and the Center for Abused Women of Southwest Florida...Has three sisters and one brother.

PLAYER STATISTICS:

Scoring Average	70.80	(84)
Driving Distance	295.0	(60)
Driving Accuracy Percentage	59.95%	(120)
Greens in Regulation Percentage	64.21%	(132)
Strokes Gained - Putting	.005	(104)

MISC STATISTICS:

CAREER PGA TOUR LOW ROUND/ROUND

63–2 times, most recent 2009 Justin Timberlake Shriners Hospitals for Children Open/3

LARGEST PGA TOUR PAYCHECK

\$720,000–2007 Frys.com Open benefiting Shriners Hospitals for Children/1

HIGHEST OWGR RANK

After 2008 PODS Championship/67

PGA TOUR CAREER SUMMARY

Year	Events Played	Cuts Made	1st	2nd	3rd	Top 10	Top 25	FedExCup Pts	FedExCup Rank	Earnings	Money Rank
2011	21	15		2		4	5	68	68	1,458,110	59
2010	28	12				1	6	135	135	664,854	138
2009	26	15		2		3	7	105	105	1,439,220	57
2008	29	19		2		3	9	104	104	1,361,532	76
2007	30	18	1		1	2	6	52	52	1,504,627	61
2006	1										
2003	1										
2002	1										
2000	1										
Total	138	79	1	6	1	13	33			6,428,342	180

NATIONWIDE TOUR CAREER SUMMARY

Year	Events Played	Cuts Made	1st	2nd	3rd	Top 10	Top 25	Earnings	Money Rank
2009	1	1						2,622	263
2006	2	1						1,835	273
2004	1								
2003	24	8				1	3	31,153	115
2000	1	1						1,920	250
Total	29	11				1	3	37,530	811

TOP TOURNAMENT SUMMARY

Tournament	'02	'06	'07	'08	'09	'10	'11
The Masters							
US Open	CUT	CUT	63		CUT		
British Open							CUT
PGA Championship				CUT			CUT
THE PLAYERS				CUT	CUT		T58
TOUR Championship							
WGC-Accenture							
WGC-Cadillac							
WGC-Bridgestone							
WGC-HSBC Champions							
The Barclays			CUT	T31	CUT		CUT
Deutsche Bank Championship			T17	CUT			T37
BMW Championship							64

Matt McQuillan



EXEMPT STATUS: 137th on 2011 money list

HEIGHT: 5-10

WEIGHT: 170

BIRTHDATE: June 19, 1981

BIRTHPLACE: Kingston, Ontario, Canada

RESIDENCE: Kingston, Ontario, Canada

FAMILY: Single

EDUCATION: University of Georgia

TURNED PRO: 2003

Q-SCHOOL: 2010

JOINED TOUR: 2011

PGA TOUR BEST FINISHES:

T3--2011 John Deere Classic

BEST 2011 PGA TOUR FINSHES:

T3--John Deere Classic.

INTERNATIONAL VICTORIES:

(1) 2005 Telus Edmonton Open [Can].

2011 PGA TOUR HIGHLIGHTS:

Successful rookie year on TOUR, with three top-10 finishes. Missed 10 consecutive cuts between January and June before netting two top-six finishes in his ensuing five starts...First top-10 of his career came thanks to first- and fourth-round, 7-under 64s

at the John Deere Classic, where he finished T3. Highlight of his week was chipping in from 45 feet for an eagle-3 at the par-5 second hole in the first round...Posted second top-10 of the season at the Reno-Tahoe Open, a T6, on the strength of a final round, 6-under 66...Third top-10 finish came with an eight-way T7 at the Frys.com Open in the Fall Series. Closed with five birdies over the final seven holes Sunday to net the top-10 showing.

PERSONAL:

Biggest thrill in golf was playing Augusta National... Would most like to play St. Andrews... First car was a Dodge Shadow... Favorite college team is the Georgia Bulldogs... Favorite professional team is the Montreal Canadiens... Favorite TV show is "Seinfeld"... Favorite movie is "The Dark Knight"... Favorite food is pizza... Favorite athlete is Kobe Bryant... Favorite city to visit is

Banff, Alberta, Canada... Favorite vacation spot is Hawaii... Would round out his dream foursome with his dad, Fred Couples and David Feherty.

PLAYER STATISTICS:

Scoring Average	71.63	(161)
Driving Distance	285.4	(135)
Driving Accuracy Percentage	64.45%	(55)
Greens in Regulation Percentage	62.63%	(157)
Strokes Gained - Putting	.503	(18)

MISC STATISTICS:

CAREER PGA TOUR LOW ROUND/ROUND

64--2 times, most recent 2011 John Deere Classic/1

LARGEST PGA TOUR PAYCHECK

\$261,000--2011 John Deere Classic/T3

HIGHEST OWGR RANK

After 2011 The McGladrey Classic/330

PGA TOUR CAREER SUMMARY

Year	Events Played	Cuts Made	1st	2nd	3rd	Top 10	Top 25	FedExCup Pts	FedExCup Rank	Earnings	Money Rank
2011	21	7			1	3	3	145	145	582,933	137
Total	21	7			1	3	3			582,933	455

NATIONWIDE TOUR CAREER SUMMARY

Year	Events Played	Cuts Made	1st	2nd	3rd	Top 10	Top 25	Earnings	Money Rank
2011	4	1						1,463	298
2005	3	1					1	3,720	249
Total	7	2					1	5,183	

Rocco Mediate (MEE-dee-ate)



EXEMPT STATUS: 2010 tournament winner (through 2012)
HEIGHT: 6-1
WEIGHT: 190
BIRTHDATE: December 17, 1962
BIRTHPLACE: Greensburg, PA
RESIDENCE: Naples, FL

FAMILY: Three children
SPECIAL INTERESTS: Music, tennis, home theater
EDUCATION: Florida Southern
TURNED PRO: 1985
Q-SCHOOL: Fall 1985, 1986
JOINED TOUR: 1986

PGA TOUR VICTORIES (6):

1991 Doral-Ryder Open. 1993 KMart Greater Greensboro Open. 1999 Phoenix Open. 2000 Buick Open. 2002 Greater Greensboro Chrysler Classic. 2010 Frys.com Open

BEST 2011 PGA TOUR FINSHES:

31-Hyundai Tournament of Champions.

INTERNATIONAL VICTORIES:

(1): 1992 Perrier French Open.

NATIONAL TEAMS:

UBS Cup (1), 2003.

OTHER VICTORIES:

(3): 1999 Callaway Pebble Beach Invitational. 2002 Franklin Templeton Shootout [with Lee Janzen]. 2003 CVS Charity Classic [with Jeff Sluman].

2011 PGA TOUR HIGHLIGHTS:

Saw his string of 25 years with at least one top-25 finish come to an end. The streak dated to his rookie season in 1986. Made only seven of 23 cuts, with 31st-place finish at the Hyundai Tournament of Champions his best outing.

PERSONAL:

Started using long putter to save his back and became the first player to win on TOUR using a long putter when he won the 1991 Doral-Ryder Open. Currently putts conventionally. Finished 600th out

of 5,619 players in his first appearance at the 2005 World Series of Poker's Main Event. Began playing poker in 2004.

PLAYER STATISTICS:

Scoring Average	72.98	(186)
Driving Distance	275.5	(184)
Driving Accuracy Percentage	68.91%	(16)
Greens in Regulation Percentage	62.16%	(168)
Strokes Gained - Putting	-.559	(176)

MISC STATISTICS:

CAREER PGA TOUR LOW ROUND/ROUND

62-2001 MasterCard Colonial/2

LARGEST PGA TOUR PAYCHECK

\$900,000-2010 Frys.com Open/1

HIGHEST OWGR RANK

After 2002 Compaq Classic of New Orleans/12

PGA TOUR CAREER SUMMARY

Year	Events Played	Cuts Made	1st	2nd	3rd	Top 10	Top 25	FedExCup Pts	FedExCup Rank	Earnings	Money Rank
2011	23	7						213	213	136,299	206
2010	25	10	1			1	4	180	180	1,138,067	78
2009	22	18				1	3	133	133	484,757	145
2008	27	16		1		2	4	78	78	1,420,875	74
2007	22	14		1		3	4	66	66	1,166,294	82
2006	18	8					1			145,899	206
2005	24	16				1	8			696,250	114
2004	19	8					2			257,692	176
2003	24	18		2		5	8			1,832,656	31
2002	23	17	1		2	4	11			2,040,676	22
2001	21	14		2		5	10			1,474,435	36
2000	24	18	1	1		3	7			1,320,278	34
1999	25	18	1			3	8			963,075	37
1998	24	20				2	9			389,996	78
1997	24	18				2	7			240,521	101
1996	21	15			1	4	10			475,255	40
1995	18	8				2	2			105,618	155
1994	6	4				1	2			45,940	193
1993	24	22	1	1		6	10			680,623	16
1992	25	17			2	6	8			301,896	49
1991	25	19	1			7	14			597,438	15
1990	27	17		1	1	3	5			240,625	62
1989	30	23					8			132,501	108
1988	32	25				1	9			129,829	92
1987	32	19		1		1	7			112,099	91
1986	27	10				1	4			20,670	174
1985	2										
1984A	1										
Total	615	399	6	10	6	64	165			16,550,263	48

NATIONWIDE TOUR CAREER SUMMARY

Year	Events Played	Cuts Made	1st	2nd	3rd	Top 10	Top 25	Earnings	Money Rank
2011	1	1						3,300	234
2010	1	1						3,420	237
Total	2	2						6,720	

TOP TOURNAMENT SUMMARY

Tournament	'84	'86	'87	'88	'89	'90	'91	'92	'93	'94	'95	'96
The Masters							T22	T37				
US Open	CUT						CUT	T44	T25	W/D		
British Open							CUT	T45	T39			T18
PGA Championship				T31		T69	T16	T40	T68			T36
THE PLAYERS			T50	CUT	T11	T11	T15	CUT	T6		T55	T4
TOUR Championship							T26		T23			
WGC-Accenture												
WGC-Cadillac												
WGC-Bridgestone												
WGC-HSBC Champions												
The Barclays		CUT	T14	CUT	T47	T50	CUT	T22	T26	T38	T55	T69
Deutsche Bank Championship												
BMW Championship		CUT	CUT	T19	T52		T43				W/D	T18

Tournament	'97	'98	'99	'00	'01	'02	'03	'04	'05	'06	'07	'08
The Masters			T27	T52	T15	T36	T33	CUT		T36		
US Open			T34	T32	4	T37	CUT		T6	CUT		P2
British Open			CUT	T52	W/D	T47						T19
PGA Championship		CUT	T49	W/D	T66	6	T18	CUT			W/D	72
THE PLAYERS	CUT	T57	CUT	CUT	T65	3	T45			T58	T44	T54
TOUR Championship						T13						
WGC-Accenture			T33	T33		T17	T17	T33				
WGC-Cadillac				W/D	CNL	T15	T16					
WGC-Bridgestone						T24	T77					T52
WGC-HSBC Champions												
The Barclays	T43	CUT	T46	W/D	W/D		CUT	T42	T66	W/D	75	CUT
Deutsche Bank Championship							2		T15		T52	T69
BMW Championship	T52	T74				T43		CUT			T30	

Tournament	'09	'10	'11
The Masters	T49		
US Open	T47	CUT	
British Open			
PGA Championship			W/D
THE PLAYERS	T60		T54
TOUR Championship			
WGC-Accenture			
WGC-Cadillac			
WGC-Bridgestone			
WGC-HSBC Champions			
The Barclays			
Deutsche Bank Championship			
BMW Championship			

John Merrick



EXEMPT STATUS: 119th on 2011 money list
HEIGHT: 6-1
WEIGHT: 170
BIRTHDATE: March 20, 1982
BIRTHPLACE: Long Beach, CA
RESIDENCE: Long Beach, CA
FAMILY: Wife, Jody; Chase Sampson (7/11/11)

SPECIAL INTERESTS: Movies, watching sports, Los Angeles Lakers

EDUCATION: UCLA (2004, Sociology)

TURNED PRO: 2004

Q-SCHOOL: 2006, 2007

Nationwide Tour Graduate (2006)

JOINED TOUR: 2007

PGA TOUR BEST FINISHES:

2–2009 The 50th Bob Hope Classic hosted by Arnold Palmer

BEST 2011 PGA TOUR FINSHES:

T9–Travelers Championship.

NATIONAL TEAMS:

World Cup (1), 2009.

2011 PGA TOUR HIGHLIGHTS:

Made 15 of 21 cuts on TOUR to go with one top 10 and five top-25 finishes. Bounced back after a rough 2010 in which he failed to finish inside the top 125 on the money list...Recorded his only top-10 of the season, a T9 at the Travelers Championship. Also finished T11 outside Hartford in 2009.

PERSONAL:

Lists his parents as his heroes. Got his start in golf from friends and his dad.

PLAYER STATISTICS:

Scoring Average	70.42	(42)
Driving Distance	297.2	(41)
Driving Accuracy Percentage	67.31%	(25)
Greens in Regulation Percentage	68.69%	(24)
Strokes Gained - Putting	.091	(89)

MISC STATISTICS:

CAREER PGA TOUR LOW ROUND/ROUND

63–2009 The 50th Bob Hope Classic hosted by Arnold Palmer/4

LARGEST PGA TOUR PAYCHECK

\$550,800–2009 The 50th Bob Hope Classic hosted by Arnold Palmer/2

HIGHEST OWGR RANK

After 2009 Verizon Heritage/90

PGA TOUR CAREER SUMMARY

Year	Events Played	Cuts Made	1st	2nd	3rd	Top 10	Top 25	FedExCup Pts	FedExCup Rank	Earnings	Money Rank
2011	21	15				1	5	100	100	704,789	119
2010	31	23			1	1	4	110	110	658,815	140
2009	28	17		1		4	5	75	75	1,438,892	58
2008	28	22			1	4	7	40	40	1,312,005	83
2007	29	16				1	8	124	124	649,438	135
2005	1										
Total	138	93		1	2	11	29			4,763,939	223

NATIONWIDE TOUR CAREER SUMMARY

Year	Events Played	Cuts Made	1st	2nd	3rd	Top 10	Top 25	Earnings	Money Rank
2011	3	2						3,761	226
2007	1	1					1	14,400	193
2006	29	20	1			4	11	208,506	21
2005	6	4						7,444	197
2004	4	2					1	12,090	178
Total	43	29	1			4	13	246,201	348

TOP TOURNAMENT SUMMARY

Tournament	'05	'07	'08	'09	'10	'11
The Masters				T6	CUT	
US Open	CUT		T6	CUT		
British Open						
PGA Championship			T52	T10	CUT	
THE PLAYERS			T27	T66	T47	
TOUR Championship						
WGC-Accenture						
WGC-Cadillac						
WGC-Bridgestone						
WGC-HSBC Champions						
The Barclays		CUT	T38	CUT	T68	T43
Deutsche Bank Championship			T33	CUT		CUT
BMW Championship			T60			

Shaun Micheel (MICK-heel)



EXEMPT STATUS: Past Champion

HEIGHT: 6-0

WEIGHT: 185

BIRTHDATE: January 5, 1969

BIRTHPLACE: Orlando, FL

RESIDENCE: Memphis, TN

FAMILY: Wife, Stephanie; Dade Palmer (11/20/03), Marin Belle (2/9/07)

SPECIAL INTERESTS: Flying, hunting, skiing

EDUCATION: Indiana University (1991)

TURNED PRO: 1992

Q-SCHOOL: 1993, 1996, 2001

Nationwide Tour Graduate (1999)

JOINED TOUR: 1994

PGA TOUR VICTORIES (1):

2003 PGA Championship

BEST 2011 PGA TOUR FINSHES:

T22—the Memorial Tournament presented by Nationwide Insurance.

INTERNATIONAL VICTORIES:

(1): 1998 Singapore Open [Asia].

2011 PGA TOUR HIGHLIGHTS:

Made 12 of 27 cuts with one top-25 finish...Recorded the first TOUR ace of the season, using a 6-iron from 198 yards at the par-3 17th hole in the second round of the Sony Open in Hawaii. It was his first TOUR ace since the 2002 B.C. Open.

PERSONAL:

Friends with the rock band KISS and was a backstage guest of the band in Columbus, OH, the week following the 2003 PGA victory. Was honored with the 1994 Sons of Confederate Veterans Award for Bravery after saving two people from a sinking car while at a golf tournament in New Bern, NC. Wife, Stephanie, graduated from LSU and is an attorney. Father was one of the original pilots for FedEx in 1973.

PLAYER STATISTICS:

Scoring Average	71.68	(165)
Driving Distance	286.1	(129)
Driving Accuracy Percentage	55.71%	(165)
Greens in Regulation Percentage	63.01%	(154)
Strokes Gained - Putting	.204	(59)

MISC STATISTICS:

CAREER PGA TOUR LOW ROUND/ROUND
63–3 times, most recent 2010 John Deere Classic/3

LARGEST PGA TOUR PAYCHECK
\$1,080,000–2003 PGA Championship/1

HIGHEST OWGR RANK
After 2004 AT&T Pebble Beach National Pro-Am/34

PGA TOUR CAREER SUMMARY

Year	Events Played	Cuts Made	1st	2nd	3rd	Top 10	Top 25	FedExCup Pts	FedExCup Rank	Earnings	Money Rank
2011	27	12					1	179	179	206,450	188
2010	21	14				3	5	88	88	1,025,500	88
2009	16	9					2	169	169	257,590	180
2008	16	6					1	196	196	157,828	209
2007	29	17				3	7	94	94	948,195	108
2006	29	19		1		2	8			1,632,842	46
2005	29	12				2	3			487,402	146
2004	27	20				1	8			949,919	82
2003	28	21	1			4	7			1,827,000	32
2002	30	21			1	2	8			641,450	105
2001	34	18					3			351,095	136
2000	31	15				3	4			467,431	104
1999	1										
1998	2	2								8,918	286
1997	21	5								14,519	250
1994	19	4								12,252	247
1991A	1										
1990A	1										
1989	1										
Total	363	195	1	1	1	20	57			8,988,390	135

NATIONWIDE TOUR CAREER SUMMARY

Year	Events Played	Cuts Made	1st	2nd	3rd	Top 10	Top 25	Earnings	Money Rank
2010	2	1					1	7,223	194
1999	25	19	1	1	2	6	13	173,411	9
1997	5	3				1	2	18,140	92
1996	27	15				1	5	22,007	82
1994	3								
Total	62	38	1	1	2	8	21	220,781	375

TOP TOURNAMENT SUMMARY

Tournament	'94	'97	'99	'00	'01	'02	'03	'04	'05	'06	'07	'08
The Masters								T22	CUT	CUT	CUT	CUT
US Open			CUT		T40			T28	CUT	CUT	CUT	
British Open								T47	CUT	CUT	T35	
PGA Championship							1	T24	CUT	2	T32	
THE PLAYERS					CUT		T54	9	T71	CUT	CUT	CUT
TOUR Championship												
WGC-Accenture								T17			T9	
WGC-Cadillac							T44					
WGC-Bridgestone							T23	T50				
WGC-HSBC Champions												
The Barclays		CUT		T51	CUT	T39	T13					CUT
Deutsche Bank Championship								CUT	CUT	T7	CUT	
BMW Championship	CUT			CUT	T42	T43	CUT	CUT	T7	T30		

Tournament	'09	'10	'11
The Masters			
US Open		T22	
British Open			
PGA Championship	CUT	T48	T74
THE PLAYERS			CUT
TOUR Championship			
WGC-Accenture			
WGC-Cadillac			
WGC-Bridgestone			
WGC-HSBC Champions			
The Barclays		CUT	
Deutsche Bank Championship		71	
BMW Championship			

Phil Mickelson



EXEMPT STATUS: Winner, 2010 Masters; multiple tournament winner (through 2016)

HEIGHT: 6-3

WEIGHT: 200

BIRTHDATE: June 16, 1970

BIRTHPLACE: San Diego, CA

RESIDENCE: Rancho Santa Fe, CA

FAMILY: Wife, Amy; Amanda Brynn (6/21/99), Sophia Isabel (10/23/01), Evan Samuel (3/23/03)

SPECIAL INTERESTS: All sports, especially football; flying

EDUCATION: Arizona State University (Psychology, 1992)

TURNED PRO: 1992

JOINED TOUR: June 1992

PGA TOUR VICTORIES (39):

1991 Northern Telecom Open. 1993 Buick Invitational of California. 1993 The International. 1994 Mercedes Championships. 1995 Northern Telecom Open. 1996 Nortel Open. 1996 Phoenix Open. 1996 GTE Byron Nelson Golf Classic. 1996 NEC World Series of Golf. 1997 Bay Hill Invitational. 1997 Sprint International. 1998 Mercedes Championships. 1998 AT&T Pebble Beach National Pro-Am. 2000 Buick Invitational. 2000 BellSouth Classic. 2000 MasterCard Colonial. 2000 THE TOUR Championship. 2001 Buick Invitational. 2001 Canon Greater Hartford Open. 2002 Bob Hope Chrysler Classic. 2002 Canon Greater Hartford Open. 2004 Bob Hope Chrysler Classic. 2004 Masters Tournament. 2005 FBR Open. 2005 AT&T Pebble Beach National Pro-Am. 2005 BellSouth Classic. 2005 PGA Championship. 2006 BellSouth Classic. 2006 Masters Tournament. 2007 AT&T Pebble Beach National Pro-Am. 2007 THE PLAYERS Championship. 2007 Deutsche Bank Championship. 2008 Northern Trust Open. 2008 Crowne Plaza Invitational at Colonial. 2009 Northern Trust Open. 2009 World Golf Championships-CA Championship. 2009 THE TOUR Championship presented by Coca-Cola. 2010 Masters Tournament. 2011 Shell Houston Open

BEST 2011 PGA TOUR FINISHES:

1—Shell Houston Open.

INTERNATIONAL VICTORIES:

(3): 1993 Perrier Open [Eur]. 2007 HSBC Champions [Eur]. 2009 World Golf Championships-HSBC Champions [Eur].

NATIONAL TEAMS:

The Presidents Cup (9), 1994, 1996, 1998, 2000, 2003, 2005, 2007, 2009, 2011; Ryder Cup (8), 1995, 1997, 1999, 2002, 2004, 2006, 2008, 2010; Walker Cup (2), 1989, 1991; World Amateur Team Championship (1), 1990; Dunhill Cup (1), 1996.

OTHER VICTORIES:

(3): 2001 Tylenol Par-3 Shootout at Treetops Resort. 2004 Telus Skins Game, PGA Grand Slam of Golf.

2011 PGA TOUR HIGHLIGHTS:

Highlight of the season came when the World Golf Hall of Fame announced he had been elected via the PGA TOUR vote. The announcement came in November in Singapore as he played in the Barclays Singapore Open. Earlier in the season, he recorded his 39th victory on TOUR while making 20 of 21 cuts. Had 11 top 25s, seven top 10s including the win and a pair of runner-up finishes...Made five straight birdies in the final round of the Shell Houston Open to claim his 39th career TOUR win. Closed with rounds of 63-65 to win by three strokes. Hit 17 of 18 greens in regulation in the third round. The one he missed, No. 6, he chipped in for birdie from 51 feet. The last time he shot a 63 was in the first-round of the 2006 BellSouth Classic, which he won and then went on to win the following week at the Masters. With the win in Houston, moved to No. 3 in the world, surpassing Tiger Woods for the first time since the week before the 1997 Masters...Finished second at the Farmers Insurance Open in his first TOUR start of the season. Had a chance to tie Bubba Watson on the last hole, but his 72-yard eagle attempt from the fairway came up just 4 feet short on the par-5 18th hole. It was his eighth career top-five finish at Torrey Pines, including victories in 1993, 2000 and 2001. Held the third-round co-lead with Bill Haas. Joined Jhonattan Vegas as the first two players since 2001 to record all four rounds in the 60s...Two weeks later, claimed his seventh top-10 finish (T9) in 16 starts, at the AT&T Pebble Beach National Pro-Am, an event he has won three times...Finished T9 in his eighth start at the Wells Fargo Championship. Now owns the most top-10 finishes at the event with six (T5 in 2004, T7 in 2005, T3 in 2007, T4 in 2009, second in 2010 and T9 in 2011)...Making his 17th professional start and 18th overall in the British Open, entered the final round five strokes behind Darren Clarke—just the second time in his career he began the final 18 holes within six shots of the lead. Made the most of the opportunity out of the gate, going out with a 5-under 30 to pull into a tie with Clarke for the lead. Was unable to maintain that momentum, however, finishing with a 2-under 68 to finish a career-best T2 at the British Open—his seventh runner-up finish in a major...Making his fifth-career start at the Deutsche Bank Championship, finished T10 for his first top-10 showing at the event since

winning in his inaugural appearance in 2007. A third-round, 8-under 63 represented his best score in 19 rounds at the event...A solo-10th-place finish at the TOUR Championship by Coca-Cola led to a 15th-place showing in the FedExCup, making him the only player to finish inside the top 15 in all five of the competition's seasons...Finished 3-1-0 in ninth Presidents Cup appearance for the United States, including a 3-0-0 record partnering with Jim Furyk. Owns 18 wins in 42 career matches, including just two losses in his last 19 matches, with a record of 12-2-5 during that span.

PERSONAL:

After Masters victory in April 2004, did media tour of New York and Los Angeles that included appearances on "Late Night with David Letterman" and "The Tonight Show with Jay Leno"...Started hitting golf balls at 18 months...Is right-handed in everything except golf. As his father demonstrated right-handed, he followed along left-handed...An avid pilot, following in the footsteps of his father, Phil Sr., who was a Navy pilot...With wife Amy, has been involved with the Special Operations Warrior Foundation, Homes for Our Troops and Birdies for the Brave the last three seasons, helping to raise money for these three organizations...Mother, Mary, was honored as March of Dimes Mother of the Year in November 1998...First golf-course design project, Whisper Rock, near Scottsdale, AZ, opened in 2001...Web site is philmickelson.com...Former chair of the American Junior Golf Association.

PLAYER STATISTICS:

Scoring Average	69.89	(16)
Driving Distance	299.8	(22)
Driving Accuracy Percentage	53.20%	(177)
Greens in Regulation Percentage	66.96%	(51)
Strokes Gained - Putting	-.139	(134)

MISC STATISTICS:

CAREER PGA TOUR LOW ROUND/ROUND
60—2005 FBR Open/2

LARGEST PGA TOUR PAYCHECK
\$1,620,000—2007 THE PLAYERS Championship/1

HIGHEST OWGR RANK
After 2010 THE TOUR Championship presented by Coca-Cola/2

PGA TOUR CAREER SUMMARY

Year	Events Played	Cuts Made	1st	2nd	3rd	Top 10	Top 25	FedExCup Pts	FedExCup Rank	Earnings	Money Rank
2011	21	20	1	2		7	11	15	15	3,763,488	12
2010	20	18	1	1		6	13	13	13	3,821,733	6
2009	18	16	3	1		7	7	2	2	5,332,755	3
2008	21	20	2	1	1	8	19	7	7	5,188,875	3
2007	22	16	3	1	2	7	11	3	3	5,819,988	2
2006	19	18	2	1		8	14			4,256,505	6
2005	21	20	4	1		9	11			5,699,605	3
2004	22	19	2	2	3	13	16			5,784,823	3
2003	23	20			1	7	10			1,623,137	38
2002	26	23	2	1	5	12	18			4,311,971	2
2001	23	20	2	4	4	13	13			4,403,883	2
2000	23	21	4	3		12	18			4,746,457	2
1999	23	20		2		6	14			1,722,681	14
1998	24	19	2	2	1	9	11			1,837,246	6
1997	21	19	2	1		5	15			1,225,390	11
1996	21	19	4	1	1	8	10			1,697,799	2
1995	24	15	1			4	9			655,777	28
1994	18	17	1		3	10	11			748,316	15
1993	24	14	2			4	7			628,735	22
1992A	6	1									
1992	11	7		1		2	4			171,714	90
1991A	7	6	1			1	1				
1990A	2	2					1				
1989A	1										
1988A	2										
Total	443	370	39	25	21	158	244			63,440,877	3

EUROPEAN TOUR 2011 SUMMARY

Year	Events Played	Cuts Made	1st	Earnings	Money Rank
2011	2	2		15,526	

ASIAN TOUR 2011 SUMMARY

Year	Events Played	Cuts Made	1st	Earnings	Money Rank
2011	1	1		40,246	

TOP TOURNAMENT SUMMARY

Tournament	'90	'91	'92	'93	'94	'95	'96	'97	'98	'99	'00	'01
The Masters		T46		T34		T7	3	CUT	T12	T6	T7	3
US Open	T29	T55	CUT		T47	T4	T94	T43	T10	2	T16	T7
British Open		T73			CUT	T40	T40	T24	79	CUT	T11	T30
PGA Championship				T6	3	CUT	T8	T29	T34	T57	T9	2
THE PLAYERS			CUT	CUT		T14	T33	CUT	T8	T32	CUT	T33
TOUR Championship				28	T17	24	12	T22	17	T21	1	
WGC-Accenture										T9	T33	
WGC-Cadillac										T40		CNL
WGC-Bridgestone										2	T4	T8
WGC-HSBC Champions												
The Barclays				CUT							T13	
Deutsche Bank Championship												
BMW Championship			T38	CUT	T64	T43	T26		T35		CUT	T42

Tournament	'02	'03	'04	'05	'06	'07	'08	'09	'10	'11
The Masters	3	3	1	10	1	T24	T5	5	1	T27
US Open	2	T55	2	T33	T2	CUT	T18	T2	T4	T54
British Open	T66	T59	3	T60	T22	CUT	T19		T48	T2
PGA Championship	T34	T23	T6	1	T16	T32	T7	73	T12	T19
THE PLAYERS	T28		T3	T40	T14	1	T21	T55	T17	T33
TOUR Championship	T5		T19			20	T3	1	T22	10
WGC-Accenture	T33	T9	T5	T9	T9	T17	T17	T9		T17
WGC-Cadillac	T23	T38		T29		T23	T20	1	T14	T55
WGC-Bridgestone	T9	T23	T43	T51	T54	T46	T4	T58	T46	T48
WGC-HSBC Champions								1	T41	
The Barclays	T25		T16		T18	T7	T19	T52	CUT	T43
Deutsche Bank Championship						1	T73	T27	T25	T10
BMW Championship		T30			T65		T17	T30	T8	T56

Zack Miller



EXEMPT STATUS: 147th on 2011 money list

HEIGHT: 6-2

WEIGHT: 210

BIRTHDATE: July 5, 1984

BIRTHPLACE: Greenbrae, CA

RESIDENCE: San Rafael, CA

FAMILY: Single

SPECIAL INTERESTS: Cycling, reading, chess

EDUCATION: Stanford University (2007, Economics)

TURNED PRO: 2007

Q-SCHOOL: 2010

JOINED TOUR: 2011

PGA TOUR BEST FINISHES:

T9–2011 AT&T Pebble Beach National Pro-Am

BEST 2011 PGA TOUR FINSHES:

T9–AT&T Pebble Beach National Pro-Am.

2011 PGA TOUR HIGHLIGHTS:

As a rookie, claimed three top-25 finishes, with one top-10. Missed the cut in his only Nationwide Tour start, at the Albertsons Boise open...Claimed his first career, top-10 finish in the fourth start of the season, at the AT&T Pebble Beach National Pro-Am, an event where he missed the cut in 2009 in his only

prior TOUR start. Three sub-par rounds helped elevate him to T9 honors with Phil Mickelson and Jimmy Walker.

PERSONAL:

Biggest thrill in golf was winning the 2007 NCAA Championship. Biggest thrill outside of golf is spending time with friends...Favorite golf course played is Cypress Point. Would most like to play Augusta National...Favorite professional team is the San Francisco 49ers...Favorite TV show is "Family Guy"...Favorite food is sushi. Favorite athlete to watch is Tom Brady. Favorite vacation spot is Stockholm...Charities involved with include Guide Dogs for the Blind in San Rafael, CA.

PLAYER STATISTICS:

Scoring Average	71.89	(175)
Driving Distance	299.5	(25)
Driving Accuracy Percentage	57.06%	(148)
Greens in Regulation Percentage	61.79%	(174)
Strokes Gained - Putting	-.433	(167)

MISC STATISTICS:

CAREER PGA TOUR LOW ROUND/ROUND

63–2011 The McGladrey Classic/1

LARGEST PGA TOUR PAYCHECK

\$163,800–2011 AT&T Pebble Beach National Pro-Am/T9

HIGHEST OWGR RANK

After 2011 Valero Texas Open/289

PGA TOUR CAREER SUMMARY

Year	Events Played	Cuts Made	1st	2nd	3rd	Top 10	Top 25	FedExCup Pts	FedExCup Rank	Earnings	Money Rank
2011	30	13				1	3	141	141	427,341	147
2009	1										
Total	31	13				1	3			427,341	478

NATIONWIDE TOUR CAREER SUMMARY

Year	Events Played	Cuts Made	1st	2nd	3rd	Top 10	Top 25	Earnings	Money Rank
2011	1								
2010	25	13			1	2	7	121,650	56
2009	1	1						2,030	278
2007	1								
Total	28	14			1	2	7	123,680	524

Bryce Molder



EXEMPT STATUS: 2011 tournament winner (through 2013)
HEIGHT: 6-0
WEIGHT: 180
BIRTHDATE: January 27, 1979
BIRTHPLACE: Harrison, AR
RESIDENCE: Scottsdale, AZ
FAMILY: Wife, Kelley

SPECIAL INTERESTS: Basketball, fishing, skiing, golf course architecture

EDUCATION: Georgia Tech (2001, Management)

TURNED PRO: 2001

Nationwide Tour Graduate (2006, 2008)

JOINED TOUR: 2002

PGA TOUR VICTORIES (1):

2011 Frys.com Open

BEST 2011 PGA TOUR FINSHES:

P1—Frys.com Open.

NATIONAL TEAMS:

Walker Cup (2), 1999, 2001; World Amateur Team Championship (1), 2000.

2011 PGA TOUR HIGHLIGHTS:

Picked up his first career win on TOUR and matched a career-high with six top-10 finishes. Made 15 of 27 cuts and finished a career-best 40th on the money list. Five of his six top 10s came in his final 10 events of the season. Did not miss a cut over his final 10 events of the season...First top-10 was a T6 in his fourth start of the season, at the AT&T Pebble Beach National Pro-Am. Was one off the lead through 54 holes after opening 69-66-68, finishing with a 2-over-74 playing in the penultimate group with eventual champion D.A. Points...Was one shot off the

lead after 54 holes at the Travelers Championship outside Hartford but finished T6 after a final-round 70...Posted second consecutive top 10 with a T8 at the AT&T National, his second top 10 in three-career appearances at the event (2009, fourth). Carded all four rounds in the 60s, with scores of 69-67-68-69...Collected fourth top 10 of the season, with a T10 at the Reno-Tahoe Open on the strength of closing rounds of 68-67...Carded all four rounds in the 60s at the Justin Timberlake Shriners Hospitals for Children Open for his fifth top 10 of the season (T10)...A week later, at the Frys.com Open, sank a 12-foot birdie putt at the 72nd hole for a bogey-free, 7-under 64 to force a sudden-death playoff with Briny Baird, a first for either player. Both were in search of their first TOUR wins. Played his last 41 holes outside San Jose, CA, without a bogey. With daylight quickly diminishing, Molder sank a clutch, 6-foot birdie putt on the sixth extra hole to claim the title. The playoff was the 17th of the year, the most in a season in TOUR history. Became the first player to claim his maiden PGA TOUR victory at the Frys.com Open. Played the final 36 holes in regulation 13-under. Led the field in Strokes Gained-Putting at 9.255. Previous-best finish on TOUR was a runner-up at the 2009 FedEx St. Jude Classic.

PERSONAL:

Born with no left pectoral muscle (which makes that side of his chest concave), and also with Poland syndrome, a fairly rare defect that made his left hand much smaller than his right. Underwent two surgeries before he was age 5 because three fingers on his left hand were webbed together up to the knuckle...Shot a 12-under-par 60 at Chenal CC in Little Rock while playing with fellow Arkansas native, and then-U.S. President Bill Clinton in August 1999.

PLAYER STATISTICS:

Scoring Average	70.43	(44)
Driving Distance	282.0	(161)
Driving Accuracy Percentage	66.46%	(34)
Greens in Regulation Percentage	65.00%	(108)
Strokes Gained - Putting	.745	(3)

MISC STATISTICS:

CAREER PGA TOUR LOW ROUND/ROUND
 62—2010 Crowne Plaza Invitational at Colonial/2

LARGEST PGA TOUR PAYCHECK
\$900,000—2011 Frys.com Open/1

HIGHEST OWGR RANK
 After 2010 PGA Championship/64

PGA TOUR CAREER SUMMARY

Year	Events Played	Cuts Made	1st	2nd	3rd	Top 10	Top 25	FedExCup Pts	FedExCup Rank	Earnings	Money Rank
2011	27	15	1			6	7	101	101	1,957,944	40
2010	26	16				6	10	60	60	1,428,438	63
2009	21	13		1		3	8	64	64	1,381,211	63
2008	1										
2007	21	7				1	2	235	235	257,593	185
2004	3	1								10,716	
2003	3										
2002	22	10				1	4			348,028	
2001A	1	1									
2001	6	2			1	1	1			211,105	
2000A	1										
1999A	1										
Total	133	65	1	1	1	18	32			5,595,035	198

NATIONWIDE TOUR CAREER SUMMARY

Year	Events Played	Cuts Made	1st	2nd	3rd	Top 10	Top 25	Earnings	Money Rank
2009	1	1						3,685	242
2008	27	19		1	2	4	10	234,651	23
2007	4	1						1,488	322
2006	24	16	1	1	1	4	8	205,413	22
2005	25	13					6	44,365	99
2004	21	12				5	7	115,465	50
2003	18	5					2	19,287	148
2002	4	4		1		2	2	72,064	61
Total	124	71	1	3	3	15	35	696,418	87

TOP TOURNAMENT SUMMARY

Tournament	'99	'01	'02	'03	'09	'10	'11
The Masters							
US Open	CUT	T30		CUT			
British Open					T43		
PGA Championship						T12	T56
THE PLAYERS						CUT	T33
TOUR Championship							
WGC-Accenture							
WGC-Cadillac							
WGC-Bridgestone							
WGC-HSBC Champions							
The Barclays			T12		CUT	T36	T64
Deutsche Bank Championship					T36	CUT	
BMW Championship			T78		T55	T30	

Edoardo Molinari (maw-LIN-air-ee)



EXEMPT STATUS: None/International Player

HEIGHT: 5-11

WEIGHT: 170

BIRTHDATE: February 11, 1981

BIRTHPLACE: Turin, Italy

RESIDENCE: Turin, Italy

SPECIAL INTERESTS: Soccer, ping-pong

EDUCATION: University of Torino (2006, Engineering)

TURNED PRO: 2006

PGA TOUR BEST FINISHES:

T2–2010 Arnold Palmer Invitational presented by MasterCard

BEST 2011 PGA TOUR FINSHES:

T11–Masters Tournament.

INTERNATIONAL VICTORIES:

(8): 2007 Club Colombia Masters [EurChall], Tusker Kenya Open [Eur]. 2009 Piemonte Open [EurChall], Kazakhstan Open [EurChall], Italian Federation Cup [EurChall], Dunlop Phoenix [Jpn]. 2010 Barclays Scottish Open [Eur], Johnnie Walker Championship [Eur].

NATIONAL TEAMS:

Ryder Cup (1), 2010; World Cup (3), 2008, 2009, 2011.

OTHER VICTORIES:

(2): 2001 Italian Amateur Foursomes [with Francesco Molinari]. 2009 OMEGA Mission Hills World Cup [with Francesco Molinari].

2011 PGA TOUR HIGHLIGHTS:

His top European Tour performance came in November at the rain-shortened Barclays Singapore Open. Opened with a 10-under 62 at Sentosa GC and was tied for the 36-hole lead with England's James Morrison. Struggled to a 1-under 71 Sunday to T5...Was T8 at the Volvo Golf Champions in January, shooting rounds of 65-68 on the weekend...Top PGA TOUR finish was his 11th-place showing at the Masters. Shot a final-round 74 at Augusta National...Defended Italy's 2009 OMEGA Mission Hills World Cup title by again teaming with his brother, Francesco. The duo finished 17th in China.

PLAYER STATISTICS:

Scoring Average	71.14	(N/A)
Driving Distance	291.5	(N/A)
Driving Accuracy Percentage	63.27%	(N/A)
Greens in Regulation Percentage	64.68%	(N/A)
Strokes Gained - Putting	.063	(N/A)

MISC STATISTICS:

CAREER PGA TOUR LOW ROUND/ROUND

66–2011 World Golf Championships-Bridgestone Invitational/2

LARGEST PGA TOUR PAYCHECK

\$528,000–2010 Arnold Palmer Invitational presented by MasterCard/T2

HIGHEST OWGR RANK

After 2010 Justin Timberlake Shriners Hospitals for Children Open/14

PGA TOUR CAREER SUMMARY

Year	Events Played	Cuts Made	1st	2nd	3rd	Top 10	Top 25	FedExCup Pts	FedExCup Rank	Earnings	Money Rank
2011	12	11					3			397,724	
2010	8	7		1		1	1			636,518	
2006A	6	1									
2005A	1	1									
Total	27	20		1		1	4			1,034,242	

EUROPEAN TOUR 2011 SUMMARY

Year	Events Played	Cuts Made	1st	Earnings	Money Rank
2011	12	9		269,490	

JAPAN TOUR 2011 SUMMARY

Year	Events Played	Cuts Made	1st	Earnings	Money Rank
2011	1	1		8,123	

ASIAN TOUR 2011 SUMMARY

Year	Events Played	Cuts Made	1st	Earnings	Money Rank
2011	3	2		232,050	

TOP TOURNAMENT SUMMARY

Tournament	'05	'06	'10	'11
The Masters		CUT	CUT	T11
US Open		CUT	T47	T54
British Open	T60	T68	T27	T66
PGA Championship			T33	T69
THE PLAYERS				CUT
TOUR Championship				
WGC-Accenture			T33	T17
WGC-Cadillac			61	T39
WGC-Bridgestone			T55	T33
WGC-HSBC Champions			T41	
The Barclays				
Deutsche Bank Championship				
BMW Championship				

Francesco Molinari (maw-LIN-air-ee)



EXEMPT STATUS: None/International Player

HEIGHT: 5-8

WEIGHT: 159

BIRTHDATE: November 8, 1982

BIRTHPLACE: Olgiata, Italy

RESIDENCE: London

FAMILY: Wife, Valentina

SPECIAL INTERESTS: Soccer, snowboarding, video games, movies

EDUCATION: University of Torino (Business)

TURNED PRO: 2004

PGA TOUR BEST FINISHES:

T3–2011 World Golf Championships-Cadillac Championship

BEST 2011 PGA TOUR FINSHES:

T3–World Golf Championships-Cadillac Championship.

INTERNATIONAL VICTORIES:

(5): Sherry Cup, 2006 Telecom Italia Open [Eur].

NATIONAL TEAMS:

Ryder Cup (1), 2010; World Cup (5), 2006, 2007, 2008, 2009, 2011; Seve Trophy (2), 2009, 2011.

OTHER VICTORIES:

(5): 2002 Italian Amateur Stroke Play Championship, Italian Amateur Foursomes [with Edoardo

Molinari]. 2004 Italian Amateur Stroke Play Championship, Italian Amateur Match Play Championship, 2009 OMEGA Mission Hills World Cup [with Edoardo Molinari].

2011 PGA TOUR HIGHLIGHTS:

The 2010 World Golf Championships-HSBC Champions winner recorded his only top-10 finish of the PGA TOUR season, with a T3 effort at the World Golf Championships-Cadillac Championship, set up in large part with matching 4-under 68s in the opening two rounds. Eventually finished three strokes behind Nick Watney in his bid to become just the second European (Darren Clarke) to win a World Golf Championships event...Teamed with his brother, Edoardo, to represent Italy and defend the duo's OMEGA Mission Hills World Cup title. Italy finished 17th in the team event in China...Enjoyed four top-10s on the European Tour, with a T5 at the Volvo World Match Play Championship his top showing...He enjoyed a good week in his home country, finishing T8 at the BMW Italian Open.

PERSONAL:

Enjoys snowboarding in the winter and playing soccer when not supporting Inter Milan.

PLAYER STATISTICS:

Scoring Average	71.04	(N/A)
Driving Distance	280.9	(N/A)
Driving Accuracy Percentage	73.35%	(N/A)
Greens in Regulation Percentage	69.81%	(N/A)
Strokes Gained - Putting	-.028	(N/A)

MISC STATISTICS:

CAREER PGA TOUR LOW ROUND/ROUND

64–2011 World Golf Championships-Bridgestone Invitational/2

LARGEST PGA TOUR PAYCHECK

\$465,000–2011 World Golf Championships-Cadillac Championship/T3

HIGHEST OWGR RANK

After 2010 World Golf Championships-HSBC Champions/14

PGA TOUR CAREER SUMMARY

Year	Events Played	Cuts Made	1st	2nd	3rd	Top 10	Top 25	FedExCup Pts	FedExCup Rank	Earnings	Money Rank
2011	11	6			1	1	3			158,387	
2010	8	6	1			1	2			358,196	
2009	4	4				1	2			304,368	
2007	1										
Total	24	16	1		1	3	7			820,952	

EUROPEAN TOUR 2011 SUMMARY

Year	Events Played	Cuts Made	1st	Earnings	Money Rank
2011	13	12		643,604	

SUNSHINE TOUR 2011 SUMMARY

Year	Events Played	Cuts Made	1st	Earnings	Money Rank
2011	1	1		2,191	

ASIAN TOUR 2011 SUMMARY

Year	Events Played	Cuts Made	1st	Earnings	Money Rank
2011	1	1		40,246	

TOP TOURNAMENT SUMMARY

Tournament	'07	'09	'10	'11
The Masters			T30	CUT
US Open		T27	CUT	CUT
British Open	CUT	T13	CUT	CUT
PGA Championship		T10	T33	T34
THE PLAYERS			9	CUT
TOUR Championship				
WGC-Accenture			T33	T33
WGC-Cadillac			T14	T3
WGC-Bridgestone			T39	T15
WGC-HSBC Champions		T10	1	T23
The Barclays				
Deutsche Bank Championship				
BMW Championship				

Patrick Moore



EXEMPT STATUS: Major Medical Extension

HEIGHT: 5-11

WEIGHT: 160

BIRTHDATE: April 28, 1970

BIRTHPLACE: Austin, MN

RESIDENCE: Mesa, AZ

FAMILY: Wife, Jessica; Maggie (8/12/04), Sean (4/26/06), Molly (9/9/10)

EDUCATION: University of North Carolina (1992, Industrial Relations)

TURNED PRO: 1993

Nationwide Tour Graduate (2002)

JOINED TOUR: 2002

PGA TOUR BEST FINISHES:

T49–2003 Phoenix Open

2011 PGA TOUR HIGHLIGHTS:

Did not make a start on TOUR due to back injuries that stem from rookie year in 2003. Will have four events to earn \$452,636 in 2012.

PERSONAL:

Got his start in golf by going to the practice range with his father in North Dakota...Cites playing in the 1995 U.S. Open as his biggest thrill in golf.

MISC STATISTICS:

CAREER PGA TOUR LOW ROUND/ROUND
65–2003 Bob Hope Chrysler Classic/3

LARGEST PGA TOUR PAYCHECK
\$9,720–2003 Bob Hope Chrysler Classic/T61

HIGHEST OWGR RANK
After 2004 Ryder Cup/989

PGA TOUR CAREER SUMMARY

Year	Events Played	Cuts Made	1st	2nd	3rd	Top 10	Top 25	FedExCup Pts	FedExCup Rank	Earnings	Money Rank
2010	4										
2009	4										
2004	14	2								15,448	248
2003	3	2								19,411	240
2002	1										
Total	26	4								34,859	560

NATIONWIDE TOUR CAREER SUMMARY

Year	Events Played	Cuts Made	1st	2nd	3rd	Top 10	Top 25	Earnings	Money Rank
2009	7								
2005	1								
2003	3	2						3,879	253
2002	20	16	3	1		9	11	381,965	1
1999	1	1						945	227
1992	1	1						735	261
Total	33	20	3	1		9	11	387,524	211

TOP TOURNAMENT SUMMARY

Tournament	'04
The Masters	
US Open	
British Open	
PGA Championship	
THE PLAYERS	
TOUR Championship	
WGC-Accenture	
WGC-Cadillac	
WGC-Bridgestone	
WGC-HSBC Champions	
The Barclays	CUT
Deutsche Bank Championship	
BMW Championship	CUT

Ryan Moore



EXEMPT STATUS: 42nd on 2011 money list
HEIGHT: 5-9
WEIGHT: 170
BIRTHDATE: December 5, 1982
BIRTHPLACE: Tacoma, WA
RESIDENCE: Scottsdale, AZ

FAMILY: Single

SPECIAL INTERESTS: Music, movies

EDUCATION: University of Nevada-Las Vegas (2005, Communications and Public Relations)

TURNED PRO: 2005

JOINED TOUR: 2005

PGA TOUR VICTORIES (1):

2009 Wyndham Championship

BEST 2011 PGA TOUR FINSHES:

T2—Travelers Championship.

NATIONAL TEAMS:

Walker Cup (1), 2004; World Amateur Team (1), 2004.

2011 PGA TOUR HIGHLIGHTS:

Made 18 of 22 cuts to go with four top 10s and nine top 25s...Four sub-par rounds led to a T4 at the Northern Trust Open, his first top-10 of the season...Posted second consecutive top 10 with a T5 at the World Golf Championships-Accenture Match Play Championship. Defeated Francesco Molinari (3 and 1), K.J. Choi (5 and 4) and Nick Watney (19 holes) before falling to eventual champion Luke Donald (5 and 4) in the quarterfinals...Missed a 4-foot, 3-inch putt for par on the final hole of the Travelers Championship to fall out of a tie for the

lead with Fredrik Jacobson and finish T2. His 7-under 63 left him in a tie with John Rollins at 19-under. Has posted a runner-up finish in six of his last seven years on TOUR (2011 Travelers Championship, 2010 AT&T National, 2008 HP Byron Nelson Championship, 2007 Memorial Tournament, 2006 Travelers Championship and 2005 RBC Canadian Open). The one year during that stretch that he failed to record a second-place finish was the same year he posted his only victory (2009 Wyndham Championship). Made his sixth start at the Travelers Championship, including runner-up finishes during his inaugural start in 2006 and again this year. His other top finishes in Hartford included a T4 (2009) and T13 (2010)...Held a share of the second-round lead at the World Golf Championships-Bridgestone Invitational before finishing T23...Making his sixth start at the Deutsche Bank Championship, recorded his first top 10 (T10).

PERSONAL:

In 2011, partnered with friends and family to form RMG Golf Course Management LLC (RMG Club). Designed to combat south Puget Sound's sagging golf economy, the RMG Club took over the ownership and day-to-day affairs of the Classic CC in Spanaway, McCormick Woods in Port Orchard and Oakbrook G&CC in Lakewood. "We want this to

be a product that appeals to everyone," Moore said. "We want people to have great facilities they can go play at a reasonable rate." With three levels of unlimited golf memberships available, The RMG Club is designed to attract players of all skill levels...Learned the game from his father "as soon as I could walk."...Has two brothers, Jeremy and Jason, and one sister, Alyssa...Has served as host of the BMW Northwest Charity Skins Game at Chambers Bay in Washington State.

PLAYER STATISTICS:

Scoring Average	70.34	(38)
Driving Distance	290.1	(103)
Driving Accuracy Percentage	63.10%	(77)
Greens in Regulation Percentage	62.89%	(155)
Strokes Gained - Putting	.541	(14)

MISC STATISTICS:

CAREER PGA TOUR LOW ROUND/ROUND

63—4 times, most recent 2011 Travelers Championship/4

LARGEST PGA TOUR PAYCHECK

\$918,000—2009 Wyndham Championship/1

HIGHEST OWGR RANK

After 2011 John Deere Classic/36

PGA TOUR CAREER SUMMARY

Year	Events Played	Cuts Made	1st	2nd	3rd	Top 10	Top 25	FedExCup Pts	FedExCup Rank	Earnings	Money Rank
2011	22	18		1		4	9	37	37	1,942,906	42
2010	24	18		1	1	6	10	21	21	2,374,823	32
2009	27	16	1			6	9	47	47	2,222,871	31
2008	24	12		1		3	5	87	87	1,214,900	88
2007	28	17		1		3	8	49	49	1,554,901	59
2006	22	13		1		4	5			1,122,118	81
2005A	2	2					1				
2005	12	8		1		1	4			686,250	
2004A	1	1					1				
2003A	1	1									
2002A	1										
Total	164	106	1	6	1	27	52			11,118,769	103

EUROPEAN TOUR 2011 SUMMARY

Year	Events Played	Cuts Made	1st	Earnings	Money Rank
2011	1	1		51,125	

TOP TOURNAMENT SUMMARY

Tournament	'02	'03	'05	'06	'07	'08	'09	'10	'11
The Masters		T45	T13					T14	T35
US Open	CUT		T57		CUT		T10	T33	CUT
British Open					T42			CUT	T28
PGA Championship				T9	CUT	CUT		T65	T56
THE PLAYERS					T68	T27	70	T47	T33
TOUR Championship								T9	
WGC-Accenture								T33	T5
WGC-Cadillac									T22
WGC-Bridgestone								T16	T23
WGC-HSBC Champions							3		
The Barclays			T51		CUT	CUT	T70	CUT	CUT
Deutsche Bank Championship				T12	T41	T78	CUT	T67	T10
BMW Championship			CUT	T54	T18		T30	T3	T16

Garth Mulroy



EXEMPT STATUS: 21st on 2011 Nationwide Tour money list
HEIGHT: 6-1
WEIGHT: 200
BIRTHDATE: July 8, 1978
BIRTHPLACE: Durban, South Africa
RESIDENCE: Raleigh, NC

FAMILY: Wife, Cris; Max, Ryan

SPECIAL INTERESTS: All sports, spending time with family

EDUCATION: North Carolina State University (Business)

TURNED PRO: 2003

Nationwide Tour Graduate (2009, 2011)

JOINED TOUR: 2010

PGA TOUR BEST FINISHES:

T6–2010 Valero Texas Open

BEST 2011 PGA TOUR FINISHES:

T45–HP Byron Nelson Championship.

INTERNATIONAL VICTORIES:

(1): 2011 Alfred Dunhill Championship.

OTHER VICTORIES:

(1): 2005 Big Stakes Match Play Championship [with David Ping].

2011 PGA TOUR HIGHLIGHTS:

Began the season on a Minor Medical Extension (severe right-ankle sprain), with four events to

equal the earnings of 2010. No. 125 Troy Merritt (\$786,977). Earned \$287,118 toward that total in 2010. Made just one cut in four starts on the PGA TOUR. On the Nationwide Tour, claimed eight top-25 finishes, highlighted by a win, a third-place performance and a No. 21 finish on the official money list...Earned his second career title with a playoff win over South Korea's Sunghoon Kang at the BMW Charity Pro-Am. Fired a 4-under 67 at Thornblade Club in the final round to overcome a three-stroke deficit and finish at 18-under par. Two-putted for par on the first extra hole and gained the win when Kang missed a short par putt. Winning effort was bolstered by birdie-eagle-birdie stretch midway through the front nine...Fired the day's best final round, an 8-under-par 64, at the WNB Golf Classic which helped him to a third-place finish in Texas...In late November in his native South Africa, he shot four rounds in the 60s, including a 64-68 weekend showing, to capture the European Tour's Alfred Dunhill Championship in Maelane. He edged George Murray by two strokes...At the South African Open in late November, he T9 at Serengeti GC.

PERSONAL:

Got his start in golf from caddying for his dad on Saturdays...Cites winning the Big Stakes event in 2005 as his greatest thrill in golf...Avid rugby fan, a sport he played on the State U21 team while growing up in South Africa...His grandfather used to play competitively with World Golf Hall of Fame member Bobby Locke.

PLAYER STATISTICS:

Scoring Average	71.11	(N/A)
Driving Distance	297.6	(N/A)
Driving Accuracy Percentage	56.12%	(N/A)
Greens in Regulation Percentage	61.67%	(N/A)
Strokes Gained - Putting	-.354	(N/A)

MISC STATISTICS:

CAREER PGA TOUR LOW ROUND/ROUND

65–2010 Wyndham Championship/3

LARGEST PGA TOUR PAYCHECK

\$211,975–2010 Valero Texas Open/T6

HIGHEST OWGR RANK

After 2011 Through Week Ending: 01/02/2012/168

PGA TOUR CAREER SUMMARY

Year	Events Played	Cuts Made	1st	2nd	3rd	Top 10	Top 25	FedExCup Pts	FedExCup Rank	Earnings	Money Rank
2011	4	1								20,800	
2010	19	6				1	1	178	178	287,118	181
2009	1	1									
Total	24	8				1	1			307,918	

NATIONWIDE TOUR CAREER SUMMARY

Year	Events Played	Cuts Made	1st	2nd	3rd	Top 10	Top 25	Earnings	Money Rank
2011	19	10	1		1	2	8	201,732	21
2010	2	2					1	11,240	173
2009	23	18	1			5	10	263,126	14
2008	24	12			1	3	6	119,353	55
2007	30	21			1	5	9	167,972	35
2005	4	1						2,700	268
2004	1								
2003	1	1						1,395	328
Total	104	65	2		3	15	34	767,518	66

SUNSHINE TOUR 2011 SUMMARY

Year	Events Played	Cuts Made	1st	Earnings	Money Rank
2011	6	6	1	2,586,814	

TOP TOURNAMENT SUMMARY

<u>Tournament</u>	<u>'09</u>
The Masters	
US Open	
British Open	
PGA Championship	
THE PLAYERS	
TOUR Championship	
WGC-Accenture	
WGC-Cadillac	T46
WGC-Bridgestone	
WGC-HSBC Champions	T40
The Barclays	
Deutsche Bank Championship	
BMW Championship	

Kevin Na (NAH)



EXEMPT STATUS: 2011 tournament winner (through 2013)
HEIGHT: 5-11
WEIGHT: 167
BIRTHDATE: September 15, 1983
BIRTHPLACE: Seoul, South Korea

RESIDENCE: Las Vegas, NV
FAMILY: Single
TURNED PRO: 2001
Q-SCHOOL: 2003
JOINED TOUR: 2004

PGA TOUR VICTORIES (1):

2011 Justin Timberlake Shriners Hospitals for Children Open

BEST 2011 PGA TOUR FINSHES:

1—Justin Timberlake Shriners Hospitals for Children Open.

INTERNATIONAL VICTORIES:

(1): 2002 Volvo Masters of Asia.

OTHER VICTORIES:

(1): 2002 Long Beach Open.

2011 PGA TOUR HIGHLIGHTS:

Picked up first TOUR win despite recording his fewest made cuts (15) in a season since 2006. Finished No. 30 on the money list to earn an invite to the 2012 Masters...Finished T5 at the Bob Hope Classic, with all five rounds in the 60s, his second consecutive top-10 performance at the Hope...Posted second top-five of the year with solo third at the

Northern Trust Open, his best finish in eight career appearances at the event he attended as a youth...Posted third top-10 finish of the season with a T9 at The Heritage, thanks in large part to a final-round, 5-under 66...Recorded his second straight top 10 with a fifth-place finish at the Wells Fargo Championship. Opened with three rounds in the 60s before a final-round 71 dropped him three shots out of the playoff...Recorded his first top-10 finish in his 10th major championship start. Had a T10 at the PGA Championship. Second-round 69 and final-round 67 represented his first sub-70 scores in 28 overall major championship rounds...After entering the final round of the Justin Timberlake Shriners Hospitals for Children Open with a share of the lead with Nick Watney, carded a 6-under 65 Sunday to top Watney by two strokes for his first PGA TOUR victory. In the process set the tournament 72-hole scoring record, with a 23-under 261. Became the 12th straight winner of the event to post every round in the 60s. Entered the week with \$10,254,294 in career earnings, trailing only Briny Baird (\$11,905,122) and Brett Quigley (\$11,016,575) for most career money earned without a TOUR victory. Became the 13th first-time winner this season. Ironically, he won his only Nationwide Tour event as a resident of Rancho Cucamonga, CA—the host city of his win at the 2006 Mark Christopher Charity Classic. First PGA TOUR win also comes in his current city of residence (Las Vegas).

PERSONAL:

At age 8, Na's family moved from South Korea to the United States. Took up the game a year later and by the time he left the junior golf program had become the top junior player in the U.S. Bypassed senior year of high school and college to turn professional at age 17...Appeared in a January 2010 episode of "CSI: Las Vegas" on CBS along with Rocco Mediate, Duffy Waldorf, Gary McCord and David Feherty.

PLAYER STATISTICS:

Scoring Average	70.43	(44)
Driving Distance	279.8	(170)
Driving Accuracy Percentage	57.66%	(142)
Greens in Regulation Percentage	61.04%	(180)
Strokes Gained - Putting	.604	(8)

MISC STATISTICS:

CAREER PGA TOUR LOW ROUND/ROUND

61—2010 Wyndham Championship/3

LARGEST PGA TOUR PAYCHECK

\$792,000—2011 Justin Timberlake Shriners Hospitals for Children Open/1

HIGHEST OWGR RANK

After 2010 THE PLAYERS Championship/45

PGA TOUR CAREER SUMMARY

Year	Events Played	Cuts Made	1st	2nd	3rd	Top 10	Top 25	FedExCup Pts	FedExCup Rank	Earnings	Money Rank
2011	26	15	1		1	6	9	71	71	2,336,965	30
2010	26	23		1	1	4	9	26	26	2,021,815	37
2009	26	19			2	9	14	26	26	2,724,825	19
2008	29	21				3	6	93	93	1,041,059	100
2007	27	16				3	5	114	114	856,669	122
2006	11	5					2			146,099	205
2005	32	14		2		2	7			1,095,204	67
2004	32	19			1	2	7			901,158	87
2003	2	1									
2001	1										
Total	212	133	1	3	5	29	59			11,123,794	102

NATIONWIDE TOUR CAREER SUMMARY

Year	Events Played	Cuts Made	1st	2nd	3rd	Top 10	Top 25	Earnings	Money Rank
2006	1	1	1			1	1	90,000	65
2001	1								
Total	2	1	1			1	1	90,000	594

TOP TOURNAMENT SUMMARY

Tournament	'03	'04	'05	'06	'07	'08	'09	'10	'11
The Masters								CUT	CUT
US Open								CUT	CUT
British Open								T27	CUT
PGA Championship			CUT				T43	T58	T10
THE PLAYERS			CUT	CUT		T54	T3	CUT	CUT
TOUR Championship							30	T17	
WGC-Accenture								T33	
WGC-Cadillac								T50	T35
WGC-Bridgestone	T71								
WGC-HSBC Champions									
The Barclays		CUT	CUT		CUT	T31	T24	T36	CUT
Deutsche Bank Championship		CUT			69	CUT	T11	T33	CUT
BMW Championship		T33	CUT				T8	T3	

Jack Nicklaus (NICK-lus)



EXEMPT STATUS: Winner, 1962 U.S. Open (Lifetime)

HEIGHT: 5-10

WEIGHT: 185

BIRTHDATE: January 21, 1940

BIRTHPLACE: Columbus, OH

RESIDENCE: North Palm Beach, FL

FAMILY: Wife, Barbara Bash; Jack II (9/23/61), Steven (4/11/63),

Nancy Jean (5/5/65), Gary (1/15/69), Michael (7/24/73); 22 grandchildren

SPECIAL INTERESTS: Fishing, hunting, tennis

EDUCATION: Ohio State University

TURNED PRO: November, 1961

JOINED HALL OF FAME: Inducted 1974

JOINED TOUR: 1962

PGA TOUR VICTORIES (73):

1962 U.S. Open Championship. 1962 Seattle World's Fair Open Invitational. 1962 Portland Open Invitational. 1963 Palm Springs Golf Classic. 1963 Masters Tournament. 1963 Tournament of Champions. 1963 PGA Championship. 1963 Sahara Invitational. 1964 Phoenix Open Invitational. 1964 Tournament of Champions. 1964 Whitmarsh Open Invitational. 1964 Portland Open Invitational. 1965 Masters Tournament. 1965 Memphis Open Invitational. 1965 Thunderbird Classic. 1965 Philadelphia Golf Classic. 1965 Portland Open Invitational. 1966 Masters Tournament. 1966 British Open Championship. 1966 Sahara Invitational. 1967 Bing Crosby National Pro-Am. 1967 U.S. Open Championship. 1967 Western Open. 1967 Westchester Classic. 1967 Sahara Invitational. 1968 Western Open. 1968 American Golf Classic. 1969 Andy Williams-San Diego Open Invitational. 1969 Sahara Invitational. 1969 Kaiser International Open Invitational. 1970 Byron Nelson Golf Classic. 1970 British Open Championship. 1970 National Four-Ball Championship. 1971 PGA Championship. 1971 Tournament of Champions. 1971 Byron Nelson Golf Classic. 1971 National Team Championship. 1971 Walt Disney World Open Invitational. 1972 Bing Crosby National Pro-Am. 1972 Doral-Eastern Open. 1972 Masters Tournament. 1972 U.S. Open Championship. 1972 Westchester Classic. 1972 U.S. Professional Match Play Championship. 1972 Walt Disney World Open Invitational. 1973 Bing Crosby National Pro-Am. 1973 Greater New Orleans Open. 1973 Tournament of Champions. 1973 Atlanta Classic. 1973 PGA Championship. 1973 Ohio Kings Island Open. 1973 Walt Disney World Golf Classic. 1974 Hawaiian Open. 1974 Tournament Players Championship. 1975 Doral-Eastern Open. 1975 Sea Pines Heritage Classic. 1975 Masters Tournament. 1975 PGA Championship. 1975 World Open Golf Championship. 1976 Tournament Players Championship. 1976 World Series of Golf.

1977 Jackie Gleason-Inverrary Classic. 1977 MONY Tournament of Champions. 1977 Memorial Tournament. 1978 Jackie Gleason-Inverrary Classic. 1978 Tournament Players Championship. 1978 British Open Championship. 1978 IVB-Philadelphia Golf Classic. 1980 U.S. Open Championship. 1980 PGA Championship. 1982 Colonial National Invitation. 1984 Memorial Tournament. 1986 Masters Tournament

INTERNATIONAL VICTORIES:

(11): 1963 Canada Cup [indiv]. 1964 Australian Open [Aus], Canada Cup [indiv]. 1968 Australian Open [Aus]. 1970 Piccadilly World Match Play Championship [Eur]. 1971 Australian Open [Aus], Dunlop International [Aus], World Cup [indiv]. 1975 Australian Open [Aus]. 1976 Australian Open [Aus]. 1978 Australian Open [Aus].

NATIONAL TEAMS:

The Presidents Cup Captain (4), 1998, 2003, 2005, 2007; Ryder Cup (6), 1969, 1971, 1973, 1975, 1977, 1981; Ryder Cup Captain (2), 1983, 1987; Walker Cup (2), 1959, 1961; World Cup (6), 1963, 1964, 1965, 1966, 1967, 1971; World Amateur Team Championship (1), 1960.

OTHER VICTORIES:

(13): 1963 Canada Cup [with Arnold Palmer], 1964 Canada Cup [with Arnold Palmer]. 1966 PGA National Team Championship [with Arnold Palmer], Canada Cup [with Arnold Palmer]. 1967 World Cup [with Arnold Palmer]. 1971 World Cup [with Lee Trevino]. 1973 World Cup [with Johnny Miller]. 1999 Champions Tour-Hyundai Team Matches [with Tom Watson]. 2000 Champions Tour-Hyundai Team

Matches [with Tom Watson]. 2005 Wendy's Champions Skins Game. 2007 Wendy's Champions Skins Game [with Tom Watson]. 2010 Wendy's Champions Skins Game [with Tom Watson]. 2011 Ka'anapali Champions Skins Game [with Tom Watson].

2011 PGA TOUR HIGHLIGHTS:

Successfully defended his Champions Skins Game title when he teamed with Tom Watson to win the event with Watson for a third time...Again served as the Honorary Starter, along with Arnold Palmer, at the Masters Tournament.

PERSONAL:

Founder and host of the Memorial Tournament...The Nicklaus Companies' global business includes golf-course design, real-estate development, marketing and licensing...Nicklaus Design named Golf Course Architect of the Year in Asia Pacific three years running (2008-2010)...Named "Most Powerful Person in Golf" for the sixth consecutive year (2004-09) by Golf, Inc...Alma mater, Ohio State, opened the Jack Nicklaus Museum on campus in May 2002...Named 1999 Father of Year by Minority Golf Association...Awarded the Presidential Medal of Freedom, the nation's highest civil award, by President Bush in November 2005.

MISC STATISTICS:

CAREER PGA TOUR LOW ROUND/ROUND

62-2 times, most recent 1973 Ohio Kings Island Open/3

LARGEST PGA TOUR PAYCHECK

\$144,000-1986 Masters Tournament/1

PGA TOUR CAREER SUMMARY

Year	Events Played	Cuts Made	1st	2nd	3rd	Top 10	Top 25	FedExCup Pts	FedExCup Rank	Earnings	Money Rank
2005	3										
2004	2	1								11,130	251
2003	4										
2002	1	1								8,910	241
2001	4										
2000	8	2								17,244	229
1999	2	1								5,075	322
1998	5	3				1	1			128,157	172
1997	7	4				1	1			85,383	174
1996	6	3								37,779	208
1995	11	4				1	1			68,180	179
1994	8	1								11,514	248
1993	10	4				1	1			51,532	182
1992	8	3								14,868	223
1991	8	7				1	4			123,797	122
1990	9	6				1	1			68,045	160
1989	10	9				2	4			96,595	129
1988	9	5						2		28,845	177
1987	11	9				1	5			64,686	127
1986	15	11	1			4	7			226,015	34
1985	15	14		2	1	4	8			165,456	43
1984	13	13	1	2	1	6	12			272,595	15
1983	15	14		3	1	8	11			256,158	10
1982	15	12	1	3	2	7	11			232,645	12
1981	16	15		3		8	13			178,213	16
1980	13	12	2	1		3	8			172,386	13
1979	12	12			1	3	6			59,434	71
1978	15	13	4	2		10	12			256,672	4
1977	18	16	3	2	1	14	16			284,509	2
1976	16	15	2	2	1	11	15			266,439	1
1975	16	16	5	1	3	14	16			298,149	1
1974	18	18	2	3		12	17			234,455	2
1973	18	18	7	1	1	16	17			305,463	1
1972	19	19	7	3		14	16			316,911	1
1971	18	18	5	3	3	15	15			241,873	1
1970	21	19	3	2	2	10	14			105,229	9
1969	23	21	3	1		10	15			131,990	3
1968	19	19	2	3	1	12	18			148,168	2
1967	21	19	5	2	3	13	14			188,998	1
1966	18	18	3	3	3	12	16			111,419	2
1965	23	23	5	4	1	17	17			140,752	1
1964	25	25	4	6	3	17	24			113,285	1
1963	22	21	5	2	2	17	21			100,040	2
1962	26	26	3	3	4	16	22			61,869	3
1961A	6	6				3	4				
1960A	3	3		1		1	2				
1959A	7	5					1				
1958A	2	2					1				
Total	594	506	73	58	34	286	389			5,734,322	197

CHAMPIONS TOUR CAREER SUMMARY

Year	Events Played	Cuts Made	1st	2nd	3rd	Top 10	Top 25	Earnings	Money Rank
2005	1	1						2,145	195
2004	4	4				1	2	105,464	84
2003	9	8				2	6	221,593	62
2002	2	2						1,880	176
2001	7	6				2	4	266,127	61
2000	7	7				1	5	166,422	74
1999	3	2					1	19,673	110
1998	6	6				3	5	205,723	61
1997	6	6		1		3	6	239,932	58
1996	7	7	2			3	7	360,861	38
1995	7	7	1	2	1	7	7	538,800	22
1994	6	6	1			5	5	239,278	34
1993	6	6	1			3	5	206,028	42
1992	4	4		1	1	3	3	114,548	53
1991	5	5	3			4	5	343,734	17
1990	4	4	2	1	1	4	4	340,000	15
Total	84	81	10	5	3	41	65	3,372,207	94

NATIONWIDE TOUR CAREER SUMMARY

Year	Events Played	Cuts Made	1st	2nd	3rd	Top 10	Top 25	Earnings	Money Rank
2004	1								
2003	1	1						2,113	293
Total	2	1						2,113	

TOP TOURNAMENT SUMMARY

Tournament	'58	'59	'60	'61	'62	'63	'64	'65	'66	'67	'68	'69
The Masters		CUT	T13	T7	T15	1	T2	1	P1	CUT	T5	T23
US Open	T41	CUT	2	T4	P1	CUT	T23	T32	3	1	2	T25
British Open					T34	3	2	T12	1	2	T2	T6
PGA Championship					T3	1	T2	T2	T22	T3	CUT	T11
THE PLAYERS												
TOUR Championship												
WGC-Accenture												
WGC-Cadillac												
WGC-Bridgestone												
WGC-HSBC Champions												
The Barclays										1	T2	T14
Deutsche Bank Championship												
BMW Championship		T52			T8	PT2	T3			1	1	T37

Tournament	'70	'71	'72	'73	'74	'75	'76	'77	'78	'79	'80	'81
The Masters	8	T2	1	T3	T4	1	T3	2	7	4	T33	T2
US Open	T51	P2	1	T4	T10	T7	T11	T10	T6	T9	1	T6
British Open	1	T5	2	4	3	T3	T2	2	1	T2	T4	T23
PGA Championship	T6	1	T13	1	2	1	T4	3	CUT	T65	1	T4
THE PLAYERS					1	T18	1	T5	1	T33	T14	T29
TOUR Championship												
WGC-Accenture												
WGC-Cadillac												
WGC-Bridgestone												
WGC-HSBC Champions												
The Barclays	T2	T9	1	T9	T5		T23	T8	T10			
Deutsche Bank Championship												
BMW Championship	T3											T7

Tournament	'82	'83	'84	'85	'86	'87	'88	'89	'90	'91	'92	'93
The Masters	T15	W/D	T18	T6	1	T7	T21	T18	6	T35	T42	T27
US Open	2	T43	T21	CUT	T8	T46	CUT	T43	T33	T46	CUT	T72
British Open	T10	T29	T31	CUT	T46	T72	T25	T30	T63	T44	CUT	CUT
PGA Championship	T16	2	T25	T32	T16	T24	CUT	T27	CUT	T23	CUT	CUT
THE PLAYERS	CUT	T19	T33	T17	CUT	CUT	CUT	T29	CUT			
TOUR Championship												
WGC-Accenture												
WGC-Cadillac												
WGC-Bridgestone												
WGC-HSBC Champions												
The Barclays												
Deutsche Bank Championship												
BMW Championship				T61								

Tournament	'94	'95	'96	'97	'98	'99	'00	'01	'03	'04	'05
The Masters	CUT	T35	T41	T39	T6		T54	CUT	CUT	CUT	CUT
US Open	T28	CUT	T27	T52	T43	CUT	CUT				
British Open	CUT	T79	T44	T60			CUT				CUT
PGA Championship	CUT	T67	CUT	CUT			CUT				
THE PLAYERS		CUT									
TOUR Championship											
WGC-Accenture											
WGC-Cadillac											
WGC-Bridgestone											
WGC-HSBC Champions											
The Barclays											
Deutsche Bank Championship											
BMW Championship											

Seung-yul Noh (YOU-ul NO)



EXEMPT STATUS: T3 at 2011 PGA TOUR Qualifying Tournament
HEIGHT: 6-1
WEIGHT: 165
BIRTHDATE: May 29, 1991
BIRTHPLACE: Gangwon-do, South Korea
RESIDENCE: Seoul, South Korea

FAMILY: Single
SPECIAL INTERESTS: Movies, meeting friends
EDUCATION: Korea Univeristy
TURNED PRO: 2007
Q-SCHOOL: 2011
JOINED TOUR: 2012

PGA TOUR BEST FINISHES:

T28–2010 PGA Championship

BEST 2011 PGA TOUR FINSHES:

T30–U.S. Open. T30–British Open Championship.

INTERNATIONAL VICTORIES:

(2): 2008 Midea China Classic [Asia], 2010 Maybank Malaysian Open [Asia].

2011 PGA TOUR HIGHLIGHTS:

Was the medalist at the Springfield, OH, U.S. Open qualifier, shooting rounds of 66-66. Finished at 2-over for the week at Congressional CC to T30, improving on his first U.S. Open appearance (2010), when he qualified in similar fashion and went on to T40...Has played in three other PGA TOUR events. He lost in the first round at the World

Golf Championships-Accenture Match Play Championship, was 59th at the World Golf Championships-Cadillac Championship and missed the cut at the Memorial Tournament...Has a trio of top-10 performances on the European Tour—a T6 at the Volvo Golf Champions, a T9 at the Volvo World Match Play Championship and a solo sixth at the Nordea Masters...Battled fellow countryman K.J. Choi at the Asian Tour-Korean Tour co-sanctioned CJ Invitational in October in South Korea. Trailed Anthony Kim by five strokes entering the final round at Haesley Nine Bridges GC. Did his part by shooting a final-round 66 but fell by two strokes to a hard-charging Choi, who finished with a 67 to win by two strokes...In December, he shot a third-round 64 at PGA West in Palm Springs, CA, to earn T3 honors at the PGA TOUR Qualifying Tournament.

PERSONAL:

Began playing the sport at age 7. His dad bought him a junior set. He hit balls on the beach near his home in Seoul before school and then spend hours at the driving range after his studies were over for the day. Also played tennis, soccer and baseball before

turning his sole attention to golf...Attended Kyunggi High School in Seoul...Never travels without iPad and favorite Web site is twitter.com. Favorite pro team is Manchester United. Favorite show is "Unlimited Challenge," a popular program in South Korea...Keeps an energy bar in his bag for a snack. Supports the Korea University Hospital.

PLAYER STATISTICS:

Scoring Average	70.79	(N/A)
Driving Distance	309.4	(N/A)
Driving Accuracy Percentage	48.81%	(N/A)
Greens in Regulation Percentage	63.89%	(N/A)
Strokes Gained - Putting	.069	(N/A)

MISC STATISTICS:

CAREER PGA TOUR LOW ROUND/ROUND
68–2010 PGA Championship/1

LARGEST PGA TOUR PAYCHECK
\$50,436–2011 U.S. Open/T30

HIGHEST OWGR RANK
After 2011 Farmers Insurance Open/61

PGA TOUR CAREER SUMMARY

Year	Events Played	Cuts Made	1st	2nd	3rd	Top 10	Top 25	FedExCup Pts	FedExCup Rank	Earnings	Money Rank
2011	6	5								119,070	
2010	5	2								81,422	
Total	11	7								200,492	

EUROPEAN TOUR 2011 SUMMARY

Year	Events Played	Cuts Made	1st	Earnings	Money Rank
2011	14	5		236,169	

JAPAN TOUR 2011 SUMMARY

Year	Events Played	Cuts Made	1st	Earnings	Money Rank
2011	3	2		21,746	

ASIAN TOUR 2011 SUMMARY

Year	Events Played	Cuts Made	1st	Earnings	Money Rank
2011	2	2		81,399	

TOP TOURNAMENT SUMMARY

Tournament	'10	'11
The Masters		
US Open	T40	T30
British Open	CUT	T30
PGA Championship	T28	T45
THE PLAYERS TOUR Championship		
WGC-Accenture		T33
WGC-Cadillac		59
WGC-Bridgestone		
WGC-HSBC Champions	T16	
The Barclays		
Deutsche Bank Championship		
BMW Championship		

Alexander Noren (NOR-en)



EXEMPT STATUS: None/International Player

HEIGHT: 5-11

WEIGHT: 165

BIRTHDATE: July 12, 1982

BIRTHPLACE: Stockholm, Sweden

RESIDENCE: Monte Carlo

FAMILY: Single

SPECIAL INTERESTS: Soccer, cars

EDUCATION: Oklahoma State (2005, Business Marketing)

TURNED PRO: 2005

PGA TOUR BEST FINISHES:

T19--2008 British Open Championship

BEST 2011 PGA TOUR FINSHES:

T34--PGA Championship.

INTERNATIONAL VICTORIES:

(4): 2006 Rolex Trophy [EurChal]. 2009 Omega European Masters [Eur]. 2011 Saab Wales Open [Eur], Nordea Masters [Eur].

NATIONAL TEAMS:

World Cup (1), 2011; Seve Trophy (1), 2011.

2011 PGA TOUR HIGHLIGHTS:

Had five European Tour top 10s to his credit, with his second and third career victories among them...Shot

a final-round 70 at the Wales Open, which was enough for a two-stroke victory over Gregory Bourdy at the Celtic Manor Resort. Was tied for the lead after the first round, took sole possession of the lead at the halfway point and never trailed again. Turned around the next day and played in the 36-hole U.S. Open qualifier at Walton Heath GC, where he qualified by finishing T6...Entered the final round of the Maybank Malaysian tied for the lead with Matteo Manassero. Shot a Sunday 71 to drop to a T4 in an event Manassero won...Added top 10s at the Ballantine's Championship (T5) and the Volvo Golf Championship (T8)...His second win of the campaign came in convincing fashion in Stockholm, Sweden, at the Nordea Masters. He was tied for the lead after the first round, moved to a three-stroke lead through 36 holes and was 11 ahead of his closest competitor, Bubba Watson, after three rounds. Despite shooting a final-round 77, he still won by seven strokes over Richard Finch at Bro Hof Slott GC.

PERSONAL:

Played collegiately at Oklahoma State, where he started as a freshman and was a two-time All-American selection. Teammates included Hunter Mahan and Pablo Martin. Grew up playing all sports before his attention focused on golf at age 8.

PLAYER STATISTICS:

Scoring Average	70.03	(N/A)
Driving Distance	304.9	(N/A)
Driving Accuracy Percentage	56.12%	(N/A)
Greens in Regulation Percentage	63.89%	(N/A)
Strokes Gained - Putting	1.203	(N/A)

MISC STATISTICS:

CAREER PGA TOUR LOW ROUND/ROUND
67--2011 U.S. Open/2

LARGEST PGA TOUR PAYCHECK
\$75,485--2008 British Open Championship/T19

HIGHEST OWGR RANK
After 2009 OMEGA Mission Hills World Cup/50

PGA TOUR CAREER SUMMARY

Year	Events Played	Cuts Made	1st	2nd	3rd	Top 10	Top 25	FedExCup Pts	FedExCup Rank	Earnings	Money Rank
2011	4	3								64,708	
2010	3	2									
2008	1	1					1			75,485	
Total	8	6					1			140,193	

EUROPEAN TOUR 2011 SUMMARY

Year	Events Played	Cuts Made	1st	Earnings	Money Rank
2011	21	15	2	1,469,377	

SUNSHINE TOUR 2011 SUMMARY

Year	Events Played	Cuts Made	1st	Earnings	Money Rank
2011	1	1		43,625	

ASIAN TOUR 2011 SUMMARY

Year	Events Played	Cuts Made	1st	Earnings	Money Rank
2011	1	1		25,800	

TOP TOURNAMENT SUMMARY

Tournament	'08	'09	'10	'11
The Masters				
US Open				T51
British Open	T19		CUT	CUT
PGA Championship				T34
THE PLAYERS				
TOUR Championship				
WGC-Accenture			T33	
WGC-Cadillac				
WGC-Bridgestone			T53	T53
WGC-HSBC Champions		T19		T49
The Barclays				
Deutsche Bank Championship				
BMW Championship				

Greg Norman



EXEMPT STATUS: Life Member
HEIGHT: 6-0
WEIGHT: 180
BIRTHDATE: February 10, 1955
BIRTHPLACE: Mt. Isa, Queensland, Australia
RESIDENCE: Hobe Sound, FL

FAMILY: Wife, Kirsten; Morgan-Leigh (10/5/82), Gregory (9/19/85)

SPECIAL INTERESTS: Fishing, hunting, scuba diving

TURNED PRO: 1976

JOINED HALL OF FAME: Inducted 2001

JOINED TOUR: 1983

PGA TOUR VICTORIES (20):

1984 Kemper Open. 1984 Canadian Open. 1986 Panasonic Las Vegas Invitational. 1986 Kemper Open. 1986 British Open Championship. 1988 MCI Heritage Golf Classic. 1989 The International. 1989 Greater Milwaukee Open. 1990 Doral-Ryder Open. 1990 Memorial Tournament. 1992 Canadian Open. 1993 Doral-Ryder Open. 1993 British Open Championship. 1994 THE PLAYERS Championship. 1995 Memorial Tournament. 1995 Canon Greater Hartford Open. 1995 NEC World Series of Golf. 1996 Doral-Ryder Open. 1997 FedEx St. Jude Classic. 1997 NEC World Series of Golf

INTERNATIONAL VICTORIES:

(69): 1976 Westlakes Classic [Aus]. 1977 Martini International [Eur], Kuzuhz International [Jpn]. 1978 New South Wales Open [Aus], Traralgon Classic [Aus], Caltex Festival of Sydney Open [Aus], South Seas Classic [Fiji]. 1979 Traralgon Classic [Aus], Martini International [Eur], Hong Kong Open. 1980 Australian Open [Aus], French Open [Eur], Scandinavian Open [Eur], Suntory World Match Play Championship [Eur], State Express Classic, Benson & Hedges International. 1981 Australian Masters [Aus], Martini International [Eur], Dunlop Masters [Eur]. 1982 Dunlop Masters [Eur], State Express Classic [Eur], Benson & Hedges International [Eur]. 1983 Australian Masters [Aus], Stefan Queensland Open [Aus], National Panasonic New South Wales Open [Aus], Hong Kong Open, Cannes Invitational [Eur], Suntory World Match Play Championship [Eur], Kapalua. 1984 Victorian Open [Aus], Australian Masters [Aus], Australian PGA [Aus]. 1985 Toshiba Australian PGA Championship [Aus], National Panasonic Australian Open [Aus], Dunhill Cup [Eur]. 1986 Stefan Queensland Open [Aus], National Panasonic New South Wales Open [Aus], West End Jubilee South Australian Open [Aus], National Panasonic Western Australian Open [Aus], European Open [Eur], Suntory World Match-

play Championship [Eur], Dunhill Cup [Eur], PGA Grand Slam of Golf. 1987 Australian Masters [Aus], National Panasonic Australian Open [Aus]. 1988 Palm Meadows Cup [Aus], ESP Open [Aus], PGA National Tournament Players Championship [Aus], Panasonic New South Wales Open [Aus], Lancia Italian Open [Eur]. 1989 Australian Masters [Aus], PGA National Tournament Players Championship [Aus], Chunichi Crowns [Jpn]. 1990 Australian Masters [Aus]. 1993 Taiheyo Masters [Jpn], PGA Grand Slam of Golf. 1994 Johnnie Walker Asian Classic [Eur], PGA Grand Slam of Golf. 1995 Australian Open [Aus], Fred Meyer Challenge [with Brad Faxon]. 1996 Ford South Australian Open [Aus], Australian Open [Aus], Fred Meyer Challenge [with Brad Faxon]. 1997 Telus Skins Game, Fred Meyer Challenge [with Brad Faxon], Andersen Consulting World Championship. 1998 Greg Norman Holden International [Aus], Franklin Templeton Shootout [with Steve Elkington]. 2001 Skins Game.

NATIONAL TEAMS:

The Presidents Cup (4), 1994 (withdrew due to illness), 1996, 1998, 2000. The Presidents Cup Captain (2), 2009, 2011; World Cup (2), 1976, 1978; Hennessy Cognac Cup (1), 1982; Nissan Cup (2), 1985, 1986; Dunhill Cup (10), 1985, 1986, 1987, 1988, 1989, 1990, 1992, 1994, 1995, 1996; Kirin Cup (1), 1987; Four Tours (1), 1989;.

2011 PGA TOUR HIGHLIGHTS:

Did not compete on the PGA TOUR or the Champions Tour for the second consecutive year.

PERSONAL:

Serves as chairman and CEO of Great White Shark Enterprises (shark.com), a multinational corpora-

tion. The company's interests primarily focus around golf and lifestyle. Established in 1993, Great White Shark Enterprises is the parent company to various entities including Greg Norman Golf Course Design, recognized as one of the premier signature design groups; Medallist Developments and Southern Cross Developments, developers of residential golf course communities and related real estate; Greg Norman Collection, a leading worldwide marketer and distributor of men's and women's golf-inspired sportswear and accessories; Greg Norman Estates, producer and distributor of Australian and California wines; and the Greg Norman Production Company, operator of the PGA TOUR's Mayakoba Golf Classic and The Shark Shootout. Other branded businesses include Greg Norman's Australian Grille and Greg Norman Australian Prime. Additionally, Norman manages a variety of other licensing and merchandising activities...Began playing at age 16, caddying for his mother. Scratch two years later...Initial ambition was to become a pilot in the Australian Air Force but opted for golf and took just four tournaments to record his first of more than 90 titles worldwide...Named as the 2008 recipient of the Old Tom Morris Award from the Golf Course Superintendents of America...Among Olympic torch bearers to Sydney, Australia for the Olympics in 2000...Honored with Hands of Hope award presented by National Childhood Cancer Foundation

MISC STATISTICS:

CAREER PGA TOUR LOW ROUND/ROUND

62-4 times, most recent 1993 Doral-Ryder Open/3

LARGEST PGA TOUR PAYCHECK

\$509,618-2008 British Open Championship/T3

HIGHEST OWGR RANK

After 1997 Wendy's Three-Tour Challenge/1

PGA TOUR CAREER SUMMARY

Year	Events Played	Cuts Made	1st	2nd	3rd	Top 10	Top 25	FedExCup Pts	FedExCup Rank	Earnings	Money Rank
2009	3	1						252	252	11,229	250
2008	4	1			1	1	1	153	153	509,618	151
2006	1										
2005	2	1								17,522	250
2004	7	1								14,160	249
2003	7	4					2			119,799	199
2002	13	10				1	4			467,988	
2001	11	7				1	1			256,310	156
2000	12	10				2	4			580,510	84
1999	12	9			1	2	6			570,879	69
1998	3	1								25,925	235
1997	15	13	2	2	1	7	10			1,345,856	7
1996	17	12	1	1		5	10			891,237	15
1995	16	15	3	2	1	9	14			1,654,959	1
1994	16	16	1	3		11	14			1,330,307	2
1993	15	14	2	4	2	12	13			1,359,653	3
1992	16	15	1	2		8	10			676,443	18
1991	17	15		1		6	7			320,196	53
1990	17	16	2	2		11	15			1,165,477	1
1989	17	16	2	1	1	8	14			835,096	4
1988	14	12	1	2	1	7	11			514,854	17
1987	18	18		2	2	9	13			535,450	7
1986	19	17	3	4	1	10	12			653,296	1
1985	16	13		2		6	9			165,458	42
1984	16	15	2	2		7	10			310,230	9
1983	9	9		1		2	4			71,411	74
1982	4	3				1	2			22,671	142
1981	9	8				3	5			54,272	77
1979	2	2								3,653	208
Total	328	274	20	31	11	129	191			14,484,458	71

CHAMPIONS TOUR CAREER SUMMARY

Year	Events Played	Cuts Made	1st	2nd	3rd	Top 10	Top 25	Earnings	Money Rank
2009	6	6				2	3	213,676	64
2008	3	3				3	3	253,567	61
2005	2	2			1	2	2	224,858	63
Total	11	11			1	7	8	692,101	215

AUSTRALIAN TOUR 2011 SUMMARY

Year	Events Played	Cuts Made	1st	Earnings	Money Rank
2011	2	2		15,592	

TOP TOURNAMENT SUMMARY

Tournament	'77	'78	'79	'80	'81	'82	'83	'84	'85	'86	'87	'88
The Masters					4	T36	T30	T25	T47	T2	PT2	T5
US Open				T48	T33		T50	P2	T15	T12	T51	W/D
British Open		CUT	T29	T10	CUT	T31	T27	T19	T6	T16	1	T35
PGA Championship					T4	T5	T42	T39	CUT	2	70	T9
THE PLAYERS							T63	CUT	T49	T33	T4	T11
TOUR Championship											3	30
WGC-Accenture												
WGC-Cadillac												
WGC-Bridgestone												
WGC-HSBC Champions												
The Barclays					CUT							PT2
Deutsche Bank Championship												
BMW Championship							T20	P2		T5	T2	

Tournament	'89	'90	'91	'92	'93	'94	'95	'96	'97	'98	'99	'00
The Masters	T3	CUT	CUT	T6	T31	T18	T3	2	CUT	CUT	3	T11
US Open	T33	T5	W/D		CUT	T6	2	T10	CUT		CUT	CUT
British Open	T2	T6	T9	18	1	T11	T15	T7	T36		6	
PGA Championship	T12	T19	T32	T15	P2	T4	T20	T17	T13		CUT	CUT
THE PLAYERS	T4	T16	T63	T35	T3	1	T37	CUT	T53		CUT	T53
TOUR Championship	T11	T7		T7	T2	T13	T9	W/D	T12			
WGC-Accenture											T17	T33
WGC-Cadillac												
WGC-Bridgestone											T25	T31
WGC-HSBC Champions												
The Barclays	T23		T10	T6		T16		T16				4
Deutsche Bank Championship												
BMW Championship	T20	T5	2	2	2			CUT				

Tournament	'01	'02	'03	'04	'05	'08	'09
The Masters	CUT	T36					CUT
US Open		T59					
British Open		T18	T18	CUT	T60	T3	CUT
PGA Championship	T29	T53	CUT				
THE PLAYERS	CUT	CUT	W/D	T81			
TOUR Championship							
WGC-Accenture							
WGC-Cadillac							
WGC-Bridgestone	35	T55					
WGC-HSBC Champions							
The Barclays							
Deutsche Bank Championship			T24				
BMW Championship				CUT			

Arron Oberholser (Oh-BURR-hole-zur)



EXEMPT STATUS: Major Medical Extension

HEIGHT: 6-0

WEIGHT: 185

BIRTHDATE: February 2, 1975

BIRTHPLACE: San Luis Obispo, CA

RESIDENCE: Scottsdale, AZ

FAMILY: Wife, Angie Rizzo; Ethan Lee (7/18/09), Ryan Matthew (6/24/11)

SPECIAL INTERESTS: Fishing, music, fitness

EDUCATION: San Jose State University (1998, Broadcast Journalism)

TURNED PRO: 1998

Nationwide Tour Graduate (2002)

JOINED TOUR: 2003

PGA TOUR VICTORIES (1):

2006 AT&T Pebble Beach National Pro-Am

OTHER VICTORIES:

(3): 1999 Ontario Open [Can], 2004 Shinhan Korea Golf Championship.

2011 PGA TOUR HIGHLIGHTS:

Did not play on TOUR as he continued to rehab from hand and hip surgery in 2010. Has played on a

Major Medical Extension since 2009...Will have 14 events in the 2012 season to earn \$349,854, which, coupled with 2008 earnings of \$454,881 and 2009 earnings of 48,017, would equal No. 125 from the 2008 money list.

PERSONAL:

Has helped as men's assistant golf coach at Santa Clara University. The coach he assisted at Santa Clara, John Kennaday, is now men's coach at San Jose State, his alma mater.

MISC STATISTICS:

CAREER PGA TOUR LOW ROUND/ROUND
60–2006 EDS Byron Nelson Championship/2

LARGEST PGA TOUR PAYCHECK
\$972,000–2006 AT&T Pebble Beach National Pro-Am/1

HIGHEST OWGR RANK
After 2007 Deutsche Bank Championship/22

PGA TOUR CAREER SUMMARY

Year	Events Played	Cuts Made	1st	2nd	3rd	Top 10	Top 25	FedExCup Pts	FedExCup Rank	Earnings	Money Rank
2009	4	2						228	228	48,017	229
2008	10	8				1	3	186	186	454,881	160
2007	21	18		1		5	8	15	15	1,797,458	47
2006	23	20	1			4	13			2,467,772	23
2005	21	13				4	6			921,796	88
2004	23	17		1		3	5			1,355,433	52
2003	25	15				2	4			619,865	103
2001	1										
2000	1										
1999	1										
Total	130	93	1	2		19	39			7,665,222	156

NATIONWIDE TOUR CAREER SUMMARY

Year	Events Played	Cuts Made	1st	2nd	3rd	Top 10	Top 25	Earnings	Money Rank
2009	2								
2002	20	14	2	2	1	8	9	319,883	2
2001	3	2					1	10,720	167
2000	3	2				1	1	15,636	157
1998	1								
1996A	1								
Total	30	18	2	2	1	9	11	346,239	237

TOP TOURNAMENT SUMMARY

Tournament	'03	'04	'05	'06	'07	'08
The Masters				T14	58	T25
US Open				T9	T16	CUT
British Open				CUT	T45	
PGA Championship			T13	T28	CUT	T4
THE PLAYERS			T66	T27	T45	T64
TOUR Championship					17	
WGC-Accenture				T17	T33	T17
WGC-Cadillac				12	T45	T51
WGC-Bridgestone				T10	T14	
WGC-HSBC Champions						
The Barclays			CUT	T47	T21	
Deutsche Bank Championship		T32	T37		T2	
BMW Championship		CUT			W/D	

Koumei Oda



EXEMPT STATUS: None/International Player
HEIGHT: 5-9
WEIGHT: 187
BIRTHDATE: June 7, 1978

BIRTHPLACE: Tagawa, Fukuoka, Japan
RESIDENCE: Fukuoka, Japan
TURNED PRO: 2000

INTERNATIONAL VICTORIES:

(5): 2008 Casio World Open [Jpn]. 2009 Token Homemate Cup [Jpn], Casio World Open [Jpn]. 2010 Token Homemate Cup [Jpn]. 2011 Diamond Cup Golf [Jpn].

2011 PGA TOUR HIGHLIGHTS:

Won on the Japan Golf Tour for the fourth consecutive season when he came back from a runner-up finish at the 2010 Diamond Cup Golf to win the event a year later by four strokes over Kaname Yokoo and

Toshinori Muto. The victory helped him to a fifth-place finish on that Tour's order of merit...Picked up a pair of T10s—at the Tsuruya Open and the PGA Championships Nissin...Was a runner-up to Toru Taniguchi at the Bridgestone Open, joining a trio of other players five strokes behind Taniguchi...Shot rounds of 66-67 on the weekend at the Mynavi ABC Championship to finish one stroke out of the playoff between Koichiro Kawano and Bae Sang-Moon...On the PGA TOUR, missed the cut at the Sony Open in Hawaii.

PLAYER STATISTICS:

Scoring Average	72.39	(N/A)
Driving Distance	280.0	(N/A)
Driving Accuracy Percentage	60.71%	(N/A)
Greens in Regulation Percentage	66.67%	(N/A)
Strokes Gained - Putting	-1.881	(N/A)

MISC STATISTICS:

CAREER PGA TOUR LOW ROUND/ROUND
 71–2011 Sony Open in Hawaii/2

HIGHEST OWGR RANK
 After 2010 Crowne Plaza Invitational at Colonial/67

PGA TOUR CAREER SUMMARY

Year	Events Played	Cuts Made	1st	2nd	3rd	Top 10	Top 25	FedExCup Pts	FedExCup Rank	Earnings	Money Rank
2011	1										
2010	2										
2009	1										
Total	4										

JAPAN TOUR 2011 SUMMARY

Year	Events Played	Cuts Made	1st	Earnings	Money Rank
2011	25	22	1	1,083,573	

TOP TOURNAMENT SUMMARY

Tournament	'09	'10
The Masters		
US Open		
British Open	CUT	CUT
PGA Championship		CUT
THE PLAYERS		
TOUR Championship		
WGC-Accenture		
WGC-Cadillac		
WGC-Bridgestone		
WGC-HSBC Champions	T17	
The Barclays		
Deutsche Bank Championship		
BMW Championship		

Joe Ogilvie (OH-gil-vee)



EXEMPT STATUS: 116th on 2011 money list

HEIGHT: 5-10

WEIGHT: 165

BIRTHDATE: 1974

BIRTHPLACE: Lancaster, OH

RESIDENCE: Austin, TX

FAMILY: Wife, Colleen; Lauren, Kaitlin, Patrick

SPECIAL INTERESTS: Travel, financial markets, politics

EDUCATION: Duke University (1996, Economics)

TURNED PRO: 1996

Q-SCHOOL: 1999, 2009

Nationwide Tour Graduate (1998, 2003)

JOINED TOUR: 1999

PGA TOUR VICTORIES (1):

2007 U.S. Bank Championship in Milwaukee

BEST 2011 PGA TOUR FINSHES:

T3-HP Byron Nelson Championship.

2011 PGA TOUR HIGHLIGHTS:

Claimed three top-25 finishes in 24 starts, highlighted by a top-five performance in Texas...Earned T3 honors at the HP Byron Nelson Championship for his best finish on TOUR since he won the 2007 U.S. Bank Championship in Milwaukee. It was his first

top 10 since a T8 at the 2010 Waste Management Phoenix Open.

PERSONAL:

An investment buff, lists Warren Buffet and Bill Gates as heroes. Started investment advisory firm, Ogilvie Capital, in 2007.

PLAYER STATISTICS:

Scoring Average	71.22	(134)
Driving Distance	291.6	(84)
Driving Accuracy Percentage	56.62%	(158)
Greens in Regulation Percentage	62.60%	(161)
Strokes Gained - Putting	.197	(61)

MISC STATISTICS:

CAREER PGA TOUR LOW ROUND/ROUND

61-2004 Valero Texas Open/3

LARGEST PGA TOUR PAYCHECK

\$720,000-2007 U.S. Bank Championship in Milwaukee/1

HIGHEST OWGR RANK

After 2005 Bank of America Colonial/55

PGA TOUR CAREER SUMMARY

Year	Events Played	Cuts Made	1st	2nd	3rd	Top 10	Top 25	FedExCup Pts	FedExCup Rank	Earnings	Money Rank
2011	24	13			1	1	3	120	120	726,866	116
2010	32	17				1	4	112	112	641,797	143
2009	29	15				1	4	121	121	613,700	132
2008	29	22				4	7	129	129	1,035,831	102
2007	31	19	1			2	7	98	98	1,339,153	69
2006	29	18			1	3	9			1,073,111	86
2005	30	21		2		5	10			1,819,547	37
2004	32	20		1	1	4	9			1,443,363	49
2003	1										
2002	20	5					1			47,696	216
2001	34	20					4			343,189	139
2000	30	17				3	7			519,740	92
1999	31	14				2	5			287,346	137
1998	1										
1996	1										
Total	354	201	1	3	3	26	70			9,891,339	118

NATIONWIDE TOUR CAREER SUMMARY

Year	Events Played	Cuts Made	1st	2nd	3rd	Top 10	Top 25	Earnings	Money Rank
2003	23	21	2	1		7	16	392,337	2
2002	5	3					1	12,690	161
1999	1	1						850	234
1998	30	19	2		1	7	10	157,812	3
Total	59	44	4	1	1	14	27	563,689	127

TOP TOURNAMENT SUMMARY

Tournament	'99	'00	'01	'03	'04	'05	'06	'07	'08	'09	'10	'11
The Masters						T25	CUT					
US Open				CUT	T40	CUT			T36			
British Open			T25			T34						
PGA Championship		T58			T49	T17		CUT				
THE PLAYERS			CUT			T32	CUT	CUT	CUT	CUT		
TOUR Championship												
WGC-Accenture												
WGC-Cadillac						50						
WGC-Bridgestone												
WGC-HSBC Champions												
The Barclays	CUT	CUT	CUT		T16	T40	T53	CUT	CUT	76	CUT	T67
Deutsche Bank Championship							T15	T52				
BMW Championship	T9	T29	T20		CUT	CUT	T42					

Geoff Ogilvy (OH-gil-vee)



EXEMPT STATUS: 2006 U.S. Open winner; multiple tournament winner (through 2015)

HEIGHT: 6-2

WEIGHT: 180

BIRTHDATE: June 11, 1977

BIRTHPLACE: Adelaide, South Australia

RESIDENCE: Del Mar, CA

FAMILY: Wife, Juli; Phoebe Elizabeth (10/10/06), Jasper Michael (1/7/08), Harvey Jack (2/11/10)

SPECIAL INTERESTS: Australian Rules Football, reading, movies, guitars, surfing, cycling, fitness

TURNED PRO: 1998

Q-SCHOOL: 2000

JOINED TOUR: 2001

PGA TOUR VICTORIES (7):

2005 Chrysler Classic of Tucson. 2006 World Golf Championships-Accenture Match Play Championship. 2006 U.S. Open Championship. 2008 World Golf Championships-CA Championship. 2009 Mercedes-Benz Championship. 2009 World Golf Championships-Accenture Match Play Championship. 2010 Hyundai Tournament of Champions

BEST 2011 PGA TOUR FINSHES:

3-BMW Championship.

INTERNATIONAL VICTORIES:

(2): 2008 Australian PGA [Aus]. 2010 Australian Open [Aus].

NATIONAL TEAMS:

The Presidents Cup (3), 2007, 2009, 2011.

2011 PGA TOUR HIGHLIGHTS:

Recorded nine top-25 finishes out of 14 made cuts...Unable to defend Hyundai Tournament of Champions crown due to a slice on his right index finger that required 12 stitches. He suffered the injury on coral reef the day prior to the first round while swimming in Maui. He was the second consecutive player unable to defend a PGA

TOUR title (Stephen Ames, 2010 Children's Miracle Network Classic)...Posted first top 10 of the season in his fourth start, with a T9 at the World Golf Championships-Accenture Match Play Championship, defeating Pádraig Harrington (4 and 3) and Thomas Bjorn (1-up) before losing to Bubba Watson (6 and 4) in the third round. The defeat was his most lopsided in 23 career matches at the Accenture Match Play Championship, an event he won in 2006 and 2008 and advanced to the final in 2007...Making sixth-career start at the Masters Tournament, turned in a career-best T4 finish with rounds of 69-69-73-67, highlighted by five consecutive birdies on Nos. 12-16 during the final round. Has never finished worse than T39 at Augusta National...In just third start at the RBC Canadian Open, and first since 2002 (T6), nearly added another national title to his resume (2006 U.S. Open) after four sub-par rounds led to T4 honors, matching his best finish of the season...Needing a third-place finish or better at the BMW Championship, finished solo-third to jump from No. 69 to No. 24 in the FedExCup standings and secure a spot in the TOUR Championship by Coca-Cola. Also secured his spot on the International Team for the Presidents Cup at Royal Melbourne GC. The finish came in his 250th career PGA TOUR start and represented his 50th top-10 performance, his 100th top-25 finish and 175th made cut of his career...Fired a final-round 65 in defense of his Australian Open title to move up the leaderboard into a T4 at The Lakes GC in Sydney...One week later, finished 3-1-1 in a losing cause for the International team at The Presidents Cup at his home club, Royal Melbourne GC...Carried a two-stroke lead into the final round of the JBWere Masters in mid-December in Melbourne. Shot a final-round 73 at Victoria GC to drop to a solo-third finish.

PERSONAL:

Was given a cut-down club by his dad at age 7 and progressed to a scratch handicap by age 16...Talented junior athlete in many sports, winning numerous awards at both a state and national level...Interested in history of golf...Avid guitar enthusiast who has several Gibson guitars at home...Hobbies include spending time with his wife and three children, surfing, cycling and fitness...Ogilvy Family Foundation benefits children's hospitals and other organizations that assist children.

PLAYER STATISTICS:

Scoring Average	70.16	(23)
Driving Distance	290.0	(106)
Driving Accuracy Percentage	62.89%	(82)
Greens in Regulation Percentage	62.63%	(157)
Strokes Gained - Putting	.498	(20)

MISC STATISTICS:

CAREER PGA TOUR LOW ROUND/ROUND
62-2007 THE TOUR Championship presented by Coca-Cola/3

LARGEST PGA TOUR PAYCHECK
\$1,400,000-2009 World Golf Championships-Accenture Match Play Championship/1

HIGHEST OWGR RANK
After 2008 John Deere Classic/3

PGA TOUR CAREER SUMMARY

Year	Events Played	Cuts Made	1st	2nd	3rd	Top 10	Top 25	FedExCup Pts	FedExCup Rank	Earnings	Money Rank
2011	21	14			1	4	9	24	24	1,916,994	43
2010	19	13	1	1		2	7	14	14	2,393,045	29
2009	20	18	2			5	10	13	13	3,866,270	8
2008	20	14	1	1		6	8	32	32	2,880,099	15
2007	22	19		1	1	7	13	11	11	2,943,203	14
2006	20	17	2	1		5	13			4,354,969	5
2005	26	22	1		1	5	9			1,931,676	33
2004	26	19				4	14			1,236,910	61
2003	26	16		1	1	7	10			1,477,246	45
2002	27	17		1		3	4			957,184	64
2001	23	7		1	1	2	4			525,338	95
1999	1										
Total	251	176	7	7	5	50	101			24,482,934	21

AUSTRALIAN TOUR 2011 SUMMARY

Year	Events Played	Cuts Made	1st	Earnings	Money Rank
2011	3	3		119,557	

TOP TOURNAMENT SUMMARY

Tournament	'99	'01	'02	'03	'04	'05	'06	'07	'08	'09	'10	'11
The Masters				CUT		T28	T16	T24	T39	T15	T26	T4
US Open							1	T42	T9	T47	CUT	CUT
British Open	CUT	CUT				T5	T16	CUT	CUT	CUT	CUT	CUT
PGA Championship				T27	T24	T6	T9	T6	T31	T43	CUT	CUT
THE PLAYERS			CUT	T21	T16	CUT	CUT	T37	CUT	T22	CUT	W/D
TOUR Championship							T19	T17		T16	T13	T11
WGC-Accenture							1	2	T33	1	T17	T9
WGC-Cadillac								T3	1	T40	T45	T49
WGC-Bridgestone						T41	T36	T51	T68	T22	T22	T37
WGC-HSBC Champions										T10		T56
The Barclays		CUT	CUT	CUT			T18	T4	CUT	CUT	CUT	CUT
Deutsche Bank Championship				T5	CUT			T6	T2	7	T2	T25
BMW Championship		CUT	T58	CUT	T5	T34		T61	T28	T55	T24	3

Sean O'Hair



EXEMPT STATUS: 2011 tournament winner (through 2013)
HEIGHT: 6-2
WEIGHT: 165
BIRTHDATE: July 11, 1982
BIRTHPLACE: Lubbock, TX
RESIDENCE: West Chester, PA

FAMILY: Wife, Jaclyn; Molly Kate (2005), Luke (2007), Grady (2009)
SPECIAL INTERESTS: Football, basketball, racing
TURNED PRO: 1999
Q-SCHOOL: 2004
 Nationwide Tour Alumnus
JOINED TOUR: 2005

PGA TOUR VICTORIES (4):

2005 John Deere Classic. 2008 PODS Championship. 2009 Quail Hollow Championship. 2011 RBC Canadian Open

BEST 2011 PGA TOUR FINSHES:

P1—RBC Canadian Open.

NATIONAL TEAMS:

The Presidents Cup (1), 2009.

2011 PGA TOUR HIGHLIGHTS:

Picked up fourth TOUR win but failed to record multiple top 10s in a season for first time on TOUR. Made

only 13 of 24 cuts, but missed only one after he won the RBC Canadian Open...In his sixth start in Canada, came from three strokes behind Sunday at Shaughnessy G&CC to claim his fourth career PGA TOUR win. He defeated Kris Blanks on the first hole of a sudden-death playoff. With the win, he moved up more than 100 spots on the FedExCup points list, from 147th to 43rd. One of 16 players in his 20s to win on TOUR during the season.

PERSONAL:

Turned pro during his senior year of high school when he was 17. He and his wife, Jaclyn, were married at the age of 20, and they have three kids. Jaclyn caddied for him on the mini-tours for two years. He became a member of the PGA TOUR at the age of 22. His father-in-law caddied for him his first three years on the TOUR.

PLAYER STATISTICS:

Scoring Average	70.81	(88)
Driving Distance	294.6	(63)
Driving Accuracy Percentage	55.78%	(164)
Greens in Regulation Percentage	63.17%	(152)
Strokes Gained - Putting	-.220	(151)

MISC STATISTICS:

CAREER PGA TOUR LOW ROUND/ROUND

63—2008 Arnold Palmer Invitational presented by MasterCard/3

LARGEST PGA TOUR PAYCHECK

\$1,170,000—2009 Quail Hollow Championship/1

HIGHEST OWGR RANK

After 2009 HP Byron Nelson Championship/12

PGA TOUR CAREER SUMMARY

Year	Events Played	Cuts Made	1st	2nd	3rd	Top 10	Top 25	FedExCup Pts	FedExCup Rank	Earnings	Money Rank
2011	24	13	1			1	6	58	58	1,483,948	57
2010	25	19				3	11	47	47	1,859,040	41
2009	23	18	1	1	1	9	14	5	5	4,316,493	6
2008	25	17	1		2	3	6	75	75	2,089,857	35
2007	28	21				5	14	30	30	1,921,226	38
2006	30	20			1	2	7			1,411,387	62
2005	29	24	1	1		4	9			2,461,482	18
Total	184	132	4	2	4	27	67			15,543,433	55

NATIONWIDE TOUR CAREER SUMMARY

Year	Events Played	Cuts Made	1st	2nd	3rd	Top 10	Top 25	Earnings	Money Rank
2005	1	1		1		1	1	54,000	88
2004	2	1						3,400	260
2002	2	1						1,243	310
2001	7	1						1,201	308
2000	4								
1999A	2	1							
1999	1								
Total	19	5		1		1	1	59,844	690

TOP TOURNAMENT SUMMARY

Tournament	'05	'06	'07	'08	'09	'10	'11
The Masters		CUT		T14	T10	T30	CUT
US Open		T26	CUT		T23	T12	
British Open	T15	T14	T67	82	T65	T7	CUT
PGA Championship	T59	T12	T42	T31	75	CUT	T64
THE PLAYERS		T58	11	CUT	CUT	T22	T19
TOUR Championship	12				3		
WGC-Accenture		T17			T5	T17	T33
WGC-Cadillac	T35	T54		W/D	T13	T18	
WGC-Bridgestone	T51			T12	T70	5	T59
WGC-HSBC Champions					T62		
The Barclays	T46	T36	T25	CUT	CUT	T31	CUT
Deutsche Bank Championship	T15	T57	T9	CUT	T8	CUT	T25
BMW Championship	T34	T30	T57		4	T37	T37

Nick O'Hern



EXEMPT STATUS: 96th on 2011 money list

HEIGHT: 6-0

WEIGHT: 165

BIRTHDATE: October 18, 1971

BIRTHPLACE: Perth, Australia

RESIDENCE: Perth, Australia; Orlando, FL

FAMILY: Wife, Alana; Riley (8/9/03), Halle (4/22/06)

SPECIAL INTERESTS: Collecting wine, playing guitar

TURNED PRO: 1994

JOINED TOUR: 2005

PGA TOUR BEST FINISHES:

T2–2006 Booz Allen Classic

BEST 2011 PGA TOUR FINSHES:

T6–The Heritage. T6–Reno-Tahoe Open. T6–The McGladrey Classic. T6–Children's Miracle Network Hospitals Classic.

INTERNATIONAL VICTORIES:

(2): 1999 Schweppes Coolum Classic [Aus]. 2006 Australian PGA [Aus].

NATIONAL TEAMS:

The Presidents Cup (2), 2005, 2007; World Cup (3), 2003, 2004, 2007.

2011 PGA TOUR HIGHLIGHTS:

Bounced back after an injury-plagued season in 2010 to finish inside the top 125 on the money list. Four top 10s tied a personal best from 2008. All four top 10s were T6 finishes...Making his 11th start of the season, posted his first top 10, with a T6 at The Heritage, his first top-10 finish on TOUR since a T8 at the same event in 2010...Held the outright, first-round lead following a bogey free, 7-under 65 at the Reno-Tahoe Open en route to a T6, his second top 10 of the season...Making his 150th career PGA TOUR start, carded four rounds in the 60s to finish T6 at the McGladrey Classic...He matched that finish a week later at the season's final event, the Children's Miracle Network Hospitals Classic. It marked the first time he posted back-to-back, top-10 finishes since June 2006. His 1-under 71 Sunday at Disney World was his 24th par-or-better score in his previous 28 rounds...Played well at his national open in Sydney, Australia. Began the final round of the Australian Open three strokes behind leader John Senden after a third-round 66. Fired an even-par 72 Sunday to T4.

PERSONAL:

Started golf at age 9, following his father, a 3-handicapper. Father played baseball for Australia and Nick for Western Australia. It was a tossup between turning professional at baseball, tennis or golf. Lists former Major League pitcher Greg Maddux as his favorite athlete.

PLAYER STATISTICS:

Scoring Average	70.80	(84)
Driving Distance	276.3	(182)
Driving Accuracy Percentage	71.67%	(7)
Greens in Regulation Percentage	66.67%	(58)
Strokes Gained - Putting	-.021	(110)

MISC STATISTICS:

CAREER PGA TOUR LOW ROUND/ROUND
63–2 times, most recent 2011 Justin Timberlake Shriners Hospitals for Children Open/3

LARGEST PGA TOUR PAYCHECK
\$408,000–2007 Travelers Championship/3

HIGHEST OWGR RANK
After 2007 Shell Houston Open/16

PGA TOUR CAREER SUMMARY

Year	Events Played	Cuts Made	1st	2nd	3rd	Top 10	Top 25	FedExCup Pts	FedExCup Rank	Earnings	Money Rank
2011	29	15				4	7	107	107	940,224	96
2010	11	6				2	3	159	159	398,633	168
2009	27	18			1	2	7	99	99	1,074,215	88
2008	26	18			1	4	9	86	86	1,370,771	75
2007	22	14			1	3	7	79	79	1,342,391	68
2006	15	10		1		2	6			995,235	94
2005	13	10				3	5			550,502	
2004	2	2								34,250	
2003	1										
2001	4	1				1	1				
2000	1	1								15,707	
Total	151	95		1	3	21	45			6,721,929	175

NATIONWIDE TOUR CAREER SUMMARY

Year	Events Played	Cuts Made	1st	2nd	3rd	Top 10	Top 25	Earnings	Money Rank
2004	2	2				1	1	33,894	114
2003	2	2				1	2	31,063	116
2002	2	2				1	1	20,540	137
1998	6	3					2	6,862	143
Total	12	9				3	6	92,360	586

AUSTRALIAN TOUR 2011 SUMMARY

Year	Events Played	Cuts Made	1st	Earnings	Money Rank
2011	2	2		92,498	

TOP TOURNAMENT SUMMARY

Tournament	'00	'01	'03	'04	'05	'06	'07	'08	'09	'10	'11
The Masters					T45	T19	CUT	CUT			
US Open					T49	T6	T23				CUT
British Open	T41		CUT		T15	CUT	CUT	T32			
PGA Championship		CUT		T31	CUT	CUT	T50	CUT			
THE PLAYERS					T24	CUT	CUT	T32	T49	CUT	CUT
TOUR Championship											
WGC-Accenture		T5			T5	T17	T5	T17			
WGC-Cadillac				T28	T56	T26	T6	T6			
WGC-Bridgestone					T28	T31	T56	T27	T45		
WGC-HSBC Champions											
The Barclays					CUT		T35	CUT	CUT		CUT
Deutsche Bank Championship							CUT	T44	CUT		
BMW Championship							T61				

Jose Maria Olazabal (OH-lah-thaw-bull)



EXEMPT STATUS: Major Medical Extension

HEIGHT: 5-10

WEIGHT: 160

BIRTHDATE: February 5, 1966

BIRTHPLACE: Fuenterrabia, Spain

RESIDENCE: Fuenterrabia, Spain

FAMILY: Single

SPECIAL INTERESTS: Pop music, cinema, hunting, wildlife, ecology

TURNED PRO: 1985

JOINED TOUR: 2000

PGA TOUR VICTORIES (6):

1990 NEC World Series of Golf. 1991 The International. 1994 Masters Tournament. 1994 NEC World Series of Golf. 1999 Masters Tournament. 2002 Buick Invitational

BEST 2011 PGA TOUR FINSHES:

T63–Reno-Tahoe Open.

INTERNATIONAL VICTORIES:

(23): 1986 Ebel European Masters, Swiss Open, Sanyo Open. 1988 Volvo Belgian Open, German Masters. 1989 Tenerife Open, KLM Dutch Open, Visa Taiheiyu Masters. 1990 Benson & Hedges International Open, Carroll's Irish Open, Lancome Trophy, Visa Taiheiyu Masters. 1991 Open Catalonia, Epson Grand Prix of Europe. 1992 Turespana Open de Tenerife, Open Mediterraneo. 1994 Turespana Open Mediterraneo, Volvo PGA Championship. 1997 Turespana Masters Open de Canarias. 1998 Dubai Desert Classic. 2000 Benson and Hedges International Open. 2001 French Open. 2005 Mallorca

Classic [Eur].

NATIONAL TEAMS:

Ryder Cup (7), 1987, 1989, 1991, 1993, 1995, 1999, 2006; Ryder Cup Captain (1), 2012; Seve Trophy (3), 2000, 2002, 2003; Seve Trophy Captain (1), 2005.

2011 PGA TOUR HIGHLIGHTS:

Made one cut in six starts. Will play 2012 on a Major Medical Extension that stems from rheumatism. Coupled with 2008 (\$60,200), 2009 (\$239,629) and 2011 (\$6,330) earnings, has 14 events to earn \$546,593 and retain his Major Medical Extension status for the remainder of the season...In January, was named captain of the 2012 European Ryder Cup team.

PERSONAL:

Born the day after a golf course opened next door (Real GC de San Sebastian) where grandfather was greenskeeper. Mother and father also worked there.

When grandfather died, Jose's father, Gaspar, took his place as greenskeeper. Father received a club to cut down and Jose, at age 2, used it to hit balls. Mother would take him out on golf course late in the afternoon starting at age 6...Sometimes called "Chemma," a short way to say Jose Maria in Spanish.

PLAYER STATISTICS:

Scoring Average	73.76	(N/A)
Driving Distance	280.3	(N/A)
Driving Accuracy Percentage	59.69%	(N/A)
Greens in Regulation Percentage	50.40%	(N/A)
Strokes Gained - Putting	-.155	(N/A)

MISC STATISTICS:

CAREER PGA TOUR LOW ROUND/ROUND

61–1990 NEC World Series of Golf/1

LARGEST PGA TOUR PAYCHECK

\$720,000–1999 Masters Tournament/1

HIGHEST OWGR RANK

After 1995 Nissan Open/4

PGA TOUR CAREER SUMMARY

Year	Events Played	Cuts Made	1st	2nd	3rd	Top 10	Top 25	FedExCup Pts	FedExCup Rank	Earnings	Money Rank
2011	6	1						253	253	6,330	261
2009	4	3				1	1	183	183	239,629	185
2008	4	2						224	224	60,200	230
2007	16	11			1	1	4	96	96	979,249	101
2006	18	14		2	1	4	10			2,120,422	31
2005	16	14		1	2	6	8			1,764,227	41
2004	17	11				1	4			495,050	142
2003	16	9				2	3			479,155	132
2002	20	16	1		1	7	7			1,987,027	24
2001	15	10					5			458,678	110
2000	12	7				2	5			320,971	
1999	13	8	1			3	4			865,167	46
1998	7	6					6			208,486	133
1997	6	5				1	4			173,589	126
1995	10	8				2	4			213,415	87
1994	8	6	2	1		4	6			969,900	7
1993	6	3				1	1			60,160	174
1992	8	5				1	1			63,429	161
1991	7	5	1	1		3	3			382,124	43
1990	8	7	1			4	7			337,837	38
1989	4	3				2	2			56,039	160
1987	5	3								7,470	215
1985	1										
Total	227	157	6	5	5	45	85			12,248,553	90

EUROPEAN TOUR 2011 SUMMARY

Year	Events Played	Cuts Made	1st	Earnings	Money Rank
2011	15	5		100,911	

ASIAN TOUR 2011 SUMMARY

Year	Events Played	Cuts Made	1st	Earnings	Money Rank
2011	1	1		15,950	

TOP TOURNAMENT SUMMARY

Tournament	'84	'85	'86	'87	'88	'89	'90	'91	'92	'93	'94	'95
The Masters		CUT		CUT		T8	13	2	T42	T7	1	T14
US Open				T68		T9	T8	T8	CUT	CUT	CUT	T28
British Open	CUT	T25	T16	T11	T36	T23	T16	T80	3	CUT	T38	T31
PGA Championship				CUT		CUT	T14	CUT	CUT	T56	T7	T31
THE PLAYERS								CUT	T9	CUT	T14	T23
TOUR Championship												
WGC-Accenture												
WGC-Cadillac												
WGC-Bridgestone												
WGC-HSBC Champions												
The Barclays								T41			CUT	
Deutsche Bank Championship												
BMW Championship							T8					

Tournament	'97	'98	'99	'00	'01	'02	'03	'04	'05	'06	'07	'08
The Masters	T12	T12	1	CUT	T15	4	T8	30	CUT	T3	T44	CUT
US Open	T16	T18	W/D	T12	CUT	T50	CUT			T21	T45	
British Open	T20	T15	CUT	T31	T54	CUT	CUT		T3	T56		
PGA Championship	CUT	CUT	CUT	T4	T37	69	T51	CUT	T47	T55	CUT	
THE PLAYERS		T25	T52	CUT	T12	T36	CUT	CUT		7	T3	T54
TOUR Championship						29						
WGC-Accenture			T5	T17		T5	T33			T17	T17	
WGC-Cadillac			T11	T17		T27			T51	T17	T35	
WGC-Bridgestone			40	T10		T47			T9	T22	82	DNS
WGC-HSBC Champions												
The Barclays		T24		CUT		CUT				T58		
Deutsche Bank Championship												
BMW Championship												

Tournament	'09	'11
The Masters	CUT	CUT
US Open		
British Open		
PGA Championship		CUT
THE PLAYERS		
TOUR Championship		
WGC-Accenture		
WGC-Cadillac		
WGC-Bridgestone		
WGC-HSBC Champions		
The Barclays		
Deutsche Bank Championship		
BMW Championship		

Louis Oosthuizen (LOU-wee WEST-haze-un)



EXEMPT STATUS: Winner, 2010 British Open (through 2015)

HEIGHT: 5-10

WEIGHT: 170

BIRTHDATE: October 19, 1982

BIRTHPLACE: Mossel Bay, South Africa

RESIDENCE: Pinnacle Point, South Africa

FAMILY: Wife, Nel-Mare; Jana (12/22/09)

SPECIAL INTERESTS: Hunting, movies

TURNED PRO: 2003

JOINED TOUR: 2011

PGA TOUR VICTORIES (1):

2010 British Open Championship

BEST 2011 PGA TOUR FINSHES:

4--The McGladrey Classic.

INTERNATIONAL VICTORIES:

(6): 2004 Vodacom Origins of Golf at Arabella [SAf], 2007 Platinum Classic [SAf], Dimension Data Pro-Am [SAf], Telekom PGA Championship [SAf], 2008 Telkom PGA Championship [SAf]. 2010 Open de Golf de Andalucia [Eur].

NATIONAL TEAMS:

World Cup (1), 2011.

2011 PGA TOUR HIGHLIGHTS:

In first full season on TOUR, made 10 of 15 cuts with a trio of top-10 finishes...Finished T9 at the U.S. Open on the strength of a final round 67. Recorded

his first top 10 on TOUR and first since a T9 finish at the 2010 World Golf Championships-Bridgestone Invitational. He had missed seven of his last eight cuts in majors coming into the week. Missed the cut in his only other start at the U.S. Open, in 2010...Making his 15th start of the season, finished solo fourth at the McGladrey Classic with four rounds in the 60s for only his third top-10 finish on the PGA TOUR since winning the 2010 British Open...Picked up a top-10 late in the season when he T7 at the World Golf Championships-HSBC Champions in Shanghai. Began the final round two strokes behind leader Fredrik Jacobson but couldn't make a move after shooting a final-round, even-par 72 at Sheshan International GC...Added a second consecutive international top 10 with a T3 at the rain-shortened Barclays Singapore Open. He shot 63-65 over his final two rounds to miss the Gonzalo Fernandez-Castano-Jovic Pagsusan playoff by a stroke...A week later, at the Iskandar Johor Open in Malaysia, he T8.

PERSONAL:

Comes from a strong tennis family with his father and brother both playing...A member of the Ernie Els Foundation in South Africa from 2000-02. The Ernie Els Foundation benefits families of limited resources and provides educational assistance and

playing opportunities in order to produce successful young leaders and develop their playing ability to its full potential. "Getting into golf is very expensive. My dad is a farmer, and in the early years things weren't going that great on the farm. But when I was 17, I managed to become a member of Ernie's Foundation in South Africa and it was unbelievable what he did for me, helping with expenses and things like that."

PLAYER STATISTICS:

Scoring Average	70.51	(N/A)
Driving Distance	295.1	(N/A)
Driving Accuracy Percentage	63.02%	(N/A)
Greens in Regulation Percentage	66.42%	(N/A)
Strokes Gained - Putting	-.409	(N/A)

MISC STATISTICS:

CAREER PGA TOUR LOW ROUND/ROUND

65--3 times, most recent 2011 The McGladrey Classic/1

LARGEST PGA TOUR PAYCHECK

\$1,305,593--2010 British Open Championship/1

HIGHEST OWGR RANK

After 2010 RBC Canadian Open/15

PGA TOUR CAREER SUMMARY

Year	Events Played	Cuts Made	1st	2nd	3rd	Top 10	Top 25	FedExCup Pts	FedExCup Rank	Earnings	Money Rank
2011	15	10				2	4	148	148	717,965	117
2010	5	2	1			2	2			1,305,593	
2009	6	3					1			12,660	
2008	3	2								13,700	
2007	1	1									
2006	2	1									
2004	1										
Total	33	19	1			4	7			2,049,919	329

EUROPEAN TOUR 2011 SUMMARY

Year	Events Played	Cuts Made	1st	Earnings	Money Rank
2011	9	6		449,039	

SUNSHINE TOUR 2011 SUMMARY

Year	Events Played	Cuts Made	1st	Earnings	Money Rank
2011	1	1	1	1,758,985	

ASIAN TOUR 2011 SUMMARY

Year	Events Played	Cuts Made	1st	Earnings	Money Rank
2011	2	2		379,000	

TOP TOURNAMENT SUMMARY

Tournament	'04	'06	'07	'08	'09	'10	'11
The Masters					CUT	CUT	CUT
US Open						CUT	T9
British Open	CUT	CUT			CUT	1	T54
PGA Championship				73	CUT	CUT	CUT
THE PLAYERS							CUT
TOUR Championship							
WGC-Accenture					T33		T33
WGC-Cadillac		T32	T50	T68	T20		T18
WGC-Bridgestone						T9	T37
WGC-HSBC Champions						T72	T7
The Barclays							
Deutsche Bank Championship							
BMW Championship							

Jeff Overton



EXEMPT STATUS: 74th on 2011 money list

HEIGHT: 6-4

WEIGHT: 195

BIRTHDATE: May 28, 1983

BIRTHPLACE: Evansville, IN

RESIDENCE: Bloomington, IN

FAMILY: Single

EDUCATION: Indiana University (2005, Sports Management)

TURNED PRO: 2005

Q-SCHOOL: 2005

JOINED TOUR: 2006

PGA TOUR BEST FINISHES:

T2–2007 Wyndham Championship. 2–2010 Zurich Classic of New Orleans. T2–2010 HP Byron Nelson Championship. 2–2010 The Greenbrier Classic

BEST 2011 PGA TOUR FINSHES:

T3–AT&T National.

NATIONAL TEAMS:

Ryder Cup (1), 2010; Palmer Cup (1), 2005; Walker Cup (1), 2005.

2011 PGA TOUR HIGHLIGHTS:

Made 21 of 26 cuts but was only able to record five top 25s compared to 2010 when he had 10 top 25s in 18 made cuts...Made his sixth cut of the season in

as many starts with a T6 finish at The Honda Classic, his first top-10 of the year and second at the event (T9 in 2009)...Next top-10 finish came at the HP Byron Nelson Championship, finishing T8 one year after a runner-up finish by two strokes to Jason Day. Opened with a 6-under 64 for his fourth first-round lead/co-lead on PGA TOUR...Opened with a 1-over 71 at the AT&T National before closing with a 65-68-67 to finish T3, his third top-10 finish of the season. Second-round 65 was just one shy of the season-best 64 he opened with at the HP Byron Nelson Championship...Struggled in his next seven starts before four rounds in the 60s led to a T6 at the McGladrey Classic—his fourth top 10 of the season...Traveled to Kuala Lumpur, Malaysia, in October as a late replacement for David Duval and held the second-round lead at the CIMB Asia Pacific Classic after a 9-under 62, setting the course record at The Mines Resort and GC. Entered the final round one stroke behind Bo Van Pelt and shot a 69 to finish second.

PERSONAL:

Got started playing golf in middle school...Parents are school teachers who taught him the value of hard work.

PLAYER STATISTICS:

Scoring Average	70.80	(84)
Driving Distance	295.3	(58)
Driving Accuracy Percentage	60.46%	(112)
Greens in Regulation Percentage	64.53%	(119)
Strokes Gained - Putting	.141	(76)

MISC STATISTICS:

CAREER PGA TOUR LOW ROUND/ROUND

62–2010 The Greenbrier Classic/2

LARGEST PGA TOUR PAYCHECK

\$691,200–2010 Zurich Classic of New Orleans/2

HIGHEST OWGR RANK

After 2010 World Golf Championships-Bridgestone Invitational/45

PGA TOUR CAREER SUMMARY

Year	Events Played	Cuts Made	1st	2nd	3rd	Top 10	Top 25	FedExCup Pts	FedExCup Rank	Earnings	Money Rank
2011	26	21			1	4	5	90	90	1,290,962	74
2010	26	18		3	2	6	10	29	29	3,456,356	12
2009	28	20				3	10	67	67	1,193,346	76
2008	32	20				3	7	99	99	890,489	118
2007	19	11		1		3	6	109	109	1,009,630	99
2006	28	19				2	5			577,132	136
2005	1										
Total	160	109		4	3	21	43			8,417,915	147

NATIONWIDE TOUR CAREER SUMMARY

Year	Events Played	Cuts Made	1st	2nd	3rd	Top 10	Top 25	Earnings	Money Rank
2007	7	4					3	28,911	140
2006	1	1					1	8,000	200
2005	3	3					1	9,361	187
Total	11	8					5	46,272	754

ASIAN TOUR 2011 SUMMARY

Year	Events Played	Cuts Made	1st	Earnings	Money Rank
2011	1	1		10,891	

TOP TOURNAMENT SUMMARY

Tournament	'06	'07	'08	'09	'10	'11
The Masters						T44
US Open						T63
British Open			T70	T13	T11	T38
PGA Championship				T32	71	CUT
THE PLAYERS			CUT	T37	T26	T26
TOUR Championship					29	
WGC-Accenture						T33
WGC-Cadillac						66
WGC-Bridgestone					T6	T68
WGC-HSBC Champions						
The Barclays	T29	CUT	T38	T73	T56	CUT
Deutsche Bank Championship	T40	CUT	T63	T23	CUT	T68
BMW Championship	T71			T61	T57	

Greg Owen



EXEMPT STATUS: T18 at 2011 PGA TOUR Qualifying Tournament
HEIGHT: 6-4
WEIGHT: 205
BIRTHDATE: February 19, 1972
BIRTHPLACE: Mansfield, Nottinghamshire, England
RESIDENCE: Windermere, FL

FAMILY: Wife, Jacqueline; Lauren (6/19/02), Sophie (1/5/08)
SPECIAL INTERESTS: Sports, movies
TURNED PRO: 1992
Q-SCHOOL: 2004
 Nationwide Tour Graduate (2008)
JOINED TOUR: 2005

PGA TOUR BEST FINISHES:

2–2006 Bay Hill Invitational Presented by MasterCard

INTERNATIONAL VICTORIES:

(3): 1996 Gosen Challenge [EurChall]. 2003 The Daily Telegraph Damovo British Masters [Eur]. 2004 World Sand Championship.

2011 PGA TOUR HIGHLIGHTS:

Made 23 Nationwide Tour starts, where he collected a pair of top-10 finishes. First top-10 of the season came at the Melwood Prince George's County Open, where he was T9...Was T3 at the Chiquita Classic

after shooting 64-67 on the weekend...In December, shot a final-round, 5-under 67 to finish T18 at the PGA TOUR Qualifying Tournament at PGA West and earn a return card to the PGA TOUR in 2012.

PERSONAL:

Was ranked as the No.1 tennis player in Nottinghamshire at age 13...Wife, Jacqui, was a nationally ranked gymnast...Says winning the 2003 British Masters is his biggest thrill in golf. Biggest thrill outside of golf is watching his children succeed...Lists Muirfield Village GC in Ohio, host of the Memorial Tournament, as his favorite golf course played. Would most like to play Augusta National...Never travels without his cellphone...Favorite TV show is "House." Favorite movie is "The Shawshank Redemption" and his favorite entertainer is Eddie Mur-

phy. Favorite food is pasta and enjoys watching sprinter Usain Bolt run...Would round out his dream foursome with his two children and his dad...Bucket list includes swimming with sharks and skydiving...Charity involvement includes working with Wish Upon a Star, which helps kids with trips and medication.

MISC STATISTICS:

CAREER PGA TOUR LOW ROUND/ROUND
64–2009 Frys.com Open/2

LARGEST PGA TOUR PAYCHECK
\$594,000–2006 Bay Hill Invitational Presented by MasterCard/2

HIGHEST OWGR RANK
After 2006 Shell Houston Open/49

PGA TOUR CAREER SUMMARY

Year	Events Played	Cuts Made	1st	2nd	3rd	Top 10	Top 25	FedExCup Pts	FedExCup Rank	Earnings	Money Rank
2010	27	10					2	177	177	268,835	183
2009	30	19				1	6	77	77	763,517	109
2008	1										
2007	29	11				1	2	156	156	426,601	157
2006	24	15		1		2	9			1,316,685	69
2005	24	19			1	3	9			1,352,878	57
2003	2										
2002	2										
2001	1	1					1			43,630	
2000	1	1								11,843	
1999	1										
Total	142	76		1	1	7	29			4,183,990	

NATIONWIDE TOUR CAREER SUMMARY

Year	Events Played	Cuts Made	1st	2nd	3rd	Top 10	Top 25	Earnings	Money Rank
2011	23	14			1	2	7	121,259	52
2008	17	14		2	3	7	10	309,805	10
Total	40	28		2	4	9	17	431,064	194

TOP TOURNAMENT SUMMARY

Tournament	'99	'00	'01	'02	'03	'05	'06	'07	'09	'10
The Masters										
US Open										
British Open		CUT	T55	T23	CUT	CUT	T47	T22		
PGA Championship					CUT	CUT				
THE PLAYERS								T22		
TOUR Championship								CUT		CUT
WGC-Accenture										
WGC-Cadillac										
WGC-Bridgestone										
WGC-HSBC Champions										
The Barclays								T22		T15
Deutsche Bank Championship							T47	CUT		T61
BMW Championship										

Arnold Palmer



EXEMPT STATUS: Winner, 1960 U.S. Open (Lifetime)

HEIGHT: 5-10

WEIGHT: 185

BIRTHDATE: September 10, 1929

BIRTHPLACE: Latrobe, PA

RESIDENCE: Orlando, FL; Latrobe, PA

FAMILY: Wife, Kathleen (Kit); Peggy (2/26/56), Amy (8/4/58); six grandchildren; four great-grandchildren

SPECIAL INTERESTS: Flying, business, clubmaking

EDUCATION: Wake Forest University

TURNED PRO: 1954

JOINED HALL OF FAME: Inducted 1974

JOINED TOUR: 1955

PGA TOUR VICTORIES (62):

1955 Canadian Open. 1956 Insurance City Open. 1956 Eastern Open. 1957 Houston Open. 1957 Azalea Open Invitational. 1957 Rubber City Open Invitational. 1957 San Diego Open Invitational. 1958 St. Petersburg Open Invitational. 1958 Masters Tournament. 1958 Pepsi Championship. 1959 Thunderbird Invitational. 1959 Oklahoma City Open Invitational. 1959 West Palm Beach Open Invitational. 1960 Palm Springs Desert Golf Classic. 1960 Texas Open Invitational. 1960 Baton Rouge Open Invitational. 1960 Pensacola Open Invitational. 1960 Masters Tournament. 1960 U.S. Open Championship. 1960 Insurance City Open Invitational. 1960 Mobile Sertoma Open Invitational. 1961 San Diego Open Invitational. 1961 Phoenix Open Invitational. 1961 Baton Rouge Open Invitational. 1961 Texas Open Invitational. 1961 Western Open. 1961 British Open Championship. 1962 Palm Springs Golf Classic. 1962 Phoenix Open Invitational. 1962 Masters Tournament. 1962 Texas Open Invitational. 1962 Tournament of Champions. 1962 Colonial National Invitation. 1962 British Open Championship. 1962 American Golf Classic. 1963 Los Angeles Open. 1963 Phoenix Open Invitational. 1963 Pensacola Open Invitational. 1963 Thunderbird Classic Invitational. 1963 Cleveland Open Invitational. 1963 Western Open. 1963 Whitemarsh Open Invitational. 1964 Masters Tournament. 1964 Oklahoma City Open Invitational. 1965 Tournament of Champions. 1966 Los Angeles Open. 1966 Tournament of Champions. 1966 Houston Champions International. 1967 Los Angeles Open. 1967 Tucson Open Invitational. 1967 American Golf Classic. 1967 Thunderbird Classic. 1968 Bob Hope Desert Classic. 1968 Kemper Open. 1969 Heritage Golf Classic. 1969 Danny Thomas-Diplomat Classic. 1970 National Four-Ball Championship. 1971 Bob Hope Desert Classic. 1971 Florida Citrus Invitational. 1971 Westchester Classic. 1971 National

Team Championship. 1973 Bob Hope Desert Classic

INTERNATIONAL VICTORIES:

(11): 1956 Panama Open, Colombia Open [S. America]. 1963 Australian Wills Masters [Aus]. 1964 Piccadilly World Match Play Championship [Eur]. 1966 Australian Open [Aus]. 1967 Piccadilly World Match Play Championship [Eur], World Cup [indiv]. 1971 Lancome Trophy [Eur]. 1975 Spanish Open [Eur], British PGA Championship [Eur]. 1980 Canadian PGA Championship [Can].

NATIONAL TEAMS:

The Presidents Cup Captain (1), 1996; Ryder Cup (6), 1961, 1963, 1965, 1967, 1971, 1973; Ryder Cup Captain (2), 1963, 1975; World Cup (6), 1960, 1962, 1963, 1964, 1966, 1967; Chrysler Cup (5), 1986, 1987, 1988, 1989, 1990; UBS Warburg Cup (3), 2001, 2002, 2003.

OTHER VICTORIES:

(9): 1960 World Cup [with Sam Snead]. 1962 World Cup [with Sam Snead]. 1963 World Cup [with Jack Nicklaus]. 1964 World Cup [with Jack Nicklaus]. 1966 World Cup [with Jack Nicklaus], PGA Team Championship [with Jack Nicklaus]. 1967 World Cup [with Jack Nicklaus]. 1984 Doug Sanders Celebrity Pro-Am. 1986 Unionmutual Classic.

2011 PGA TOUR HIGHLIGHTS:

Again served as the Honorary Starter, along with Jack Nicklaus, at the Masters Tournament.

PERSONAL:

Maintains active business schedule with golf course design, construction and development...Principal owner of Bay Hill Club and Lodge, site of Arnold Palmer Invitational, which was re-named in his honor for 2007 tournament...Golf course design company, Arnold Palmer Design Company, is located at the Bay Hill Club...Consultant to Golf Channel...Pilot of considerable renown who set one aviation record...Received Francis Ouimet Award from Francis Ouimet Caddie Scholarship Foundation in Boston in January 1997...Received 1999 Donald Ross Award from the American Society of Golf Course Architects and Patriot Award from Congressional Medal of Honor Society in 2000...First former champion to become a member at Augusta National GC, joined by Jack Nicklaus in 2001...Arnold Palmer Award given to season's top money-winner on PGA TOUR and Champions Tour...Latrobe, PA airport named after him in honor of 70th birthday...Family named Golf Family of the Year for 1999 by the National Golf Foundation...Received Presidential Medal of Freedom at The White House in 2004 and the Congressional Gold Medal in 2009...Arnold Palmer Medical Center in Orlando, FL, was named the 2009 PGA TOUR Charity of the Year...Received an honorary doctor of law degree from the University of St. Andrews on the eve of the 2010 British Open.

MISC STATISTICS:

CAREER PGA TOUR LOW ROUND/ROUND

62-1966 Los Angeles Open/3

LARGEST PGA TOUR PAYCHECK

\$50,000-1971 Westchester Classic/1

PGA TOUR CAREER SUMMARY

Year	Events Played	Cuts Made	1st	2nd	3rd	Top 10	Top 25	FedExCup Pts	FedExCup Rank	Earnings	Money Rank
2004	2										
2003	2										
2002	3										
2001	4										
2000	3										
1999	3										
1998	3										
1997	2										
1996	3										
1995	5										
1994	6										
1993	5	1								1,970	316
1992	5										
1991	5	1					1			7,738	237
1990	4										
1989	4	1								2,290	253
1988	5										
1987	4	1								1,650	269
1986	6										
1985	6	2								3,327	214
1984	8	2								2,452	218
1983	11	6				1	1			16,904	159
1982	11	4					1			6,621	199
1981	13	7								4,164	204
1980	14	10					3			16,589	136
1979	16	9					1			9,276	159
1978	15	11				2	4			27,073	95
1977	21	17					7			21,950	102
1976	19	14					6			17,018	115
1975	20	16			1	5	12			59,018	36
1974	20	14				2	7			32,627	75
1973	22	20	1		1	7	15			87,275	27
1972	22	19		1	2	10	15			81,440	24
1971	24	24	4		1	10	20			162,896	3
1970	22	22	1	3	2	11	14			100,941	11
1969	26	25	2		1	10	16			95,267	9
1968	23	20	2	2		8	13			87,496	14
1967	25	22	4	4	1	16	19			184,065	2
1966	21	21	3	2	2	13	15			110,468	3
1965	21	19	1	3		6	13			57,771	10
1964	26	26	2	6	4	18	24			113,203	2
1963	20	20	7	3		14	16			128,230	1
1962	21	21	8	1		13	19			81,448	1
1961	25	24	6	5	2	20	23			61,091	2
1960	27	26	8	1	2	19	24			75,263	1
1959	31	31	3	1	3	16	25			32,462	5
1958	32	30	3	5	2	14	23			42,608	1
1957	31	28	4		2	13	20			27,803	5
1956	29	28	2	1		8	13			16,145	19
1955	30	26	1		1	8	15			7,958	32
1954A	4	4				1	3				
1954	1										
1953A	2	1									
1949A	1	1									
Total	734	574	62	38	27	245	388			1,861,857	341

CHAMPIONS TOUR CAREER SUMMARY

Year	Events Played	Cuts Made	1st	2nd	3rd	Top 10	Top 25	Earnings	Money Rank
2006	2	1						850	194
2005	8	6						15,701	132
2004	7	5						14,812	133
2003	9	6						19,311	126
2002	8	6						5,596	150
2001	7	5						4,384	167
2000	14	12						15,338	122
1999	10	8						8,185	135
1998	13	12						20,454	111
1997	13	12						29,052	101
1996	16	15					1	48,192	89
1995	12	11					1	51,526	86
1994	13	12					1	34,471	91
1993	18	18				1	5	106,232	64
1992	18	18					4	70,815	72
1991	17	15				4	7	143,967	46
1990	17	16					5	66,519	65
1989	17	16				4	11	119,907	38
1988	18	18	1		1	8	14	185,373	17
1987	17	17			1	8	13	128,910	19
1986	15	15		1	1	6	13	99,056	21
1985	13	13	1	1	2	9	12	137,024	11
1984	13	13	3	3		9	12	184,582	4
1983	12	12	1	1	1	8	12	106,590	6
1982	7	7	2		1	5	7	73,848	4
1981	4	4	1	1	2	4	4	55,100	4
1980	1	1	1			1	1	20,000	4
Total	319	294	10	7	9	67	123	1,765,795	151

TOP TOURNAMENT SUMMARY

Tournament	'53	'54	'55	'56	'57	'58	'59	'60	'61	'62	'63	'64
The Masters			T10	21	T7	1	3	1	T2	P1	T9	1
US Open	CUT	CUT	T21	7	CUT	T23	T5	1	T14	P2	PT2	T5
British Open								2	1	1	T26	
PGA Championship						T40	T14	T7	T5	T17	T40	T2
THE PLAYERS												
TOUR Championship												
WGC-Accenture												
WGC-Cadillac												
WGC-Bridgestone												
WGC-HSBC Champions												
The Barclays												
Deutsche Bank Championship												
BMW Championship			T16		CUT	T7	2		1	7	P1	2

Tournament	'65	'66	'67	'68	'69	'70	'71	'72	'73	'74	'75	'76
The Masters	T2	T4	4	CUT	26	T36	T18	T33	T24	T11	T13	CUT
US Open	CUT	P2	2	T59	T6	T54	T24	3	T4	T5	T9	T50
British Open	16	T8		T10		12		T6	T14		T16	T55
PGA Championship	T33	T6	T14	T2	W/D	T2	T18	T16	CUT	T28	T33	T15
THE PLAYERS										CUT	CUT	T51
TOUR Championship												
WGC-Accenture												
WGC-Cadillac												
WGC-Bridgestone												
WGC-HSBC Champions												
The Barclays			5	T11	T53	T6	1	CUT	T19	T67		T53
Deutsche Bank Championship												
BMW Championship		T9	T23	T40		8			T7	T5	T21	

Tournament	'77	'78	'79	'80	'81	'82	'83	'84	'85	'86	'87	'88
The Masters	T24	T37	CUT	T24	CUT	47	T36	CUT	CUT	CUT	CUT	CUT
US Open	T19	CUT	T59	61	CUT	CUT	T60					
British Open	7	T34		CUT	T23	T27	T56	CUT			CUT	
PGA Championship	T19	CUT	CUT	T72	76	CUT	T67	CUT	T65	CUT	T65	CUT
THE PLAYERS	T40	T77	T50		T45	CUT	T54	T66	T69	CUT		
TOUR Championship												
WGC-Accenture												
WGC-Cadillac												
WGC-Bridgestone												
WGC-HSBC Champions												
The Barclays												
Deutsche Bank Championship												
BMW Championship	T43											

Tournament	'89	'90	'91	'92	'93	'94	'95	'96	'97	'98	'99	'00
The Masters	CUT	CUT	CUT	CUT	CUT	CUT	CUT	CUT	CUT	CUT	CUT	CUT
US Open						CUT						
British Open	CUT	CUT					CUT					
PGA Championship	T63	CUT	CUT	CUT	CUT	CUT						
THE PLAYERS												
TOUR Championship												
WGC-Accenture												
WGC-Cadillac												
WGC-Bridgestone												
WGC-HSBC Champions												
The Barclays												
Deutsche Bank Championship												
BMW Championship												

Tournament	'01	'02	'03	'04
The Masters	CUT	CUT	CUT	CUT
US Open				
British Open				
PGA Championship				
THE PLAYERS				
TOUR Championship				
WGC-Accenture				
WGC-Cadillac				
WGC-Bridgestone				
WGC-HSBC Champions				
The Barclays				
Deutsche Bank Championship				
BMW Championship				

Ryan Palmer



EXEMPT STATUS: 2010 tournament winner (through 2012)
HEIGHT: 5-11
WEIGHT: 175
BIRTHDATE: September 19, 1976
BIRTHPLACE: Amarillo, TX
RESIDENCE: Colleyville, TX
FAMILY: Wife, Jennifer; Mason (1/28/07), Madelyn (8/19/09)

SPECIAL INTERESTS: Ryan Palmer Foundation, cooking, Dallas Cowboys and Texas A&M football

EDUCATION: Texas A&M University (2000, Recreation)

TURNED PRO: 2000

Nationwide Tour Graduate (2003)

JOINED TOUR: 2004

PGA TOUR VICTORIES (3):

2004 FUNAI Classic at the WALT DISNEY WORLD Resort. 2008 Ginn sur Mer Classic. 2010 Sony Open in Hawaii

BEST 2011 PGA TOUR FINSHES:

P2--HP Byron Nelson Championship.

2011 PGA TOUR HIGHLIGHTS:

Made 18 of 26 cuts to go with eight top 25s, including a playoff loss...Shot a final-round 64 to finish fourth at the Bob Hope Classic, marking first top 10 in seven starts at the Hope...Recorded four rounds at par-or-better to finish T10 at the Masters Tournament, his first top 10 in nine major championship starts...Next top 10 came at the HP Byron Nelson Championship, where he rolled in a 6-foot birdie putt on the 72nd hole to finish at 3-under 277 and force a playoff with rookie Keegan Bradley, who had posted

a 2-under 68 about 45 minutes earlier. Approach shot on the first playoff hole found the greenside hazard. Dropped his first TOUR playoff when he was unable to match Bradley's par. Shared the 36-hole lead with Sergio Garcia at the event and then carried a one-stroke lead into the final round over Garcia. Carded a final-round 72 to Bradley's 68...Fired a final-round hole-in-one at the CIMB Asia Pacific Classic on his way to a 67 and a T7 finish. It was his third PGA TOUR ace.

PERSONAL:

Has established a fund through the Northern Texas PGA to help junior golfers with financial needs pay for tournament fees or NTPGA membership dues. Nominations for recipients of a grant from the Ryan Palmer Foundation are funneled through the NTPGA. In November 2009, the Palmer Foundation gave \$100,000 to The Children's Hospital at Northwest Texas Healthcare System in Amarillo, TX to build the Ryan Palmer Foundation Healing Garden,

which includes a nine-hole putting green. Palmer will also donate \$50 per birdie and \$100 per eagle to the hospital in 2010 as a part of Birdies 4 "Brighter Smiles." Web site is ryanpalmerfoundation.org.

PLAYER STATISTICS:

Scoring Average	70.85	(96)
Driving Distance	299.5	(25)
Driving Accuracy Percentage	53.76%	(176)
Greens in Regulation Percentage	63.75%	(139)
Strokes Gained - Putting	-.124	(128)

MISC STATISTICS:

CAREER PGA TOUR LOW ROUND/ROUND

62--3 times, most recent 2006 Buick Invitational/2

LARGEST PGA TOUR PAYCHECK

\$990,000--2010 Sony Open in Hawaii/1

HIGHEST OWGR RANK

After 2011 John Deere Classic/48

PGA TOUR CAREER SUMMARY

Year	Events Played	Cuts Made	1st	2nd	3rd	Top 10	Top 25	FedExCup Pts	FedExCup Rank	Earnings	Money Rank
2011	24	18		1		3	8	53	53	1,850,530	47
2010	27	15	1	1		5	9	23	23	2,985,296	17
2009	26	13				1	4	134	134	454,510	150
2008	22	12	1			3	7	94	94	1,453,183	68
2007	30	15			1	1	1	133	133	524,988	144
2006	30	20		1		4	8			1,092,853	84
2005	32	18		1	2	3	7			1,280,002	60
2004	33	18	1	1		2	6			1,592,344	37
2002	1										
1998A	1										
Total	226	129	3	5	3	22	50			11,233,706	100

NATIONWIDE TOUR CAREER SUMMARY

Year	Events Played	Cuts Made	1st	2nd	3rd	Top 10	Top 25	Earnings	Money Rank
2008	5	2				1	2	28,455	132
2004	1	1						1,440	343
2003	24	18	1		3	6	10	286,066	6
Total	30	21	1		3	7	12	315,961	264

EUROPEAN TOUR 2011 SUMMARY

Year	Events Played	Cuts Made	1st	Earnings	Money Rank
2011	1	1		11,866	

TOP TOURNAMENT SUMMARY

Tournament	'98	'04	'05	'06	'07	'08	'09	'10	'11
The Masters			T39					CUT	10
US Open	CUT				CUT				T21
British Open									T30
PGA Championship			T47	T49			CUT	T33	T19
THE PLAYERS			CUT	CUT	T75		CUT	CUT	CUT
TOUR Championship								28	
WGC-Accenture									T17
WGC-Cadillac								T45	T49
WGC-Bridgestone			T3					2	
WGC-HSBC Champions								T46	
The Barclays		CUT		T53		T62		T5	T43
Deutsche Bank Championship		T17	CUT	T76		T50		T11	T61
BMW Championship		T81	T67	CUT				T43	T49

Rod Pampling (PAM-pling)



EXEMPT STATUS: 124th on 2011 money list
HEIGHT: 5-10
WEIGHT: 175
BIRTHDATE: September 23, 1969
BIRTHPLACE: Redcliffe, Queensland, Australia
RESIDENCE: Flower Mound, TX; Brisbane, Australia

FAMILY: Wife, Angela; Samuel, Willa
SPECIAL INTERESTS: Sports, cars, wine
TURNED PRO: 1994
 Nationwide Tour Graduate (2001)
JOINED TOUR: 2002

PGA TOUR VICTORIES (2):

2004 The INTERNATIONAL. 2006 Bay Hill Invitational Presented by MasterCard

BEST 2011 PGA TOUR FINSHES:

T8-HP Byron Nelson Championship.

INTERNATIONAL VICTORIES:

(2): 1999 Canon Challenge [Aus]. 2008 Australian Masters [Aus].

2011 PGA TOUR HIGHLIGHTS:

Enjoyed six top-25 finishes, including two, back-to-back top 10s in 21 starts on TOUR...Making his sixth start of the season, finished T10 at the Crowne Plaza Invitational at Colonial for his first top-10 performance since the 2009 Turning Stone Resort Championship... Came back the following week with

a T8 at the HP Byron Nelson Championship, the first time he's had back-to-back top 10s in stroke-play events since 2006 when he was T8 at the HP Byron Nelson Championship and was solo third at Colonial.

PERSONAL:

Began playing primarily in the United States beginning in 2000 when the Aussie relocated to Flower Mound, TX...Wife, Angela, is a clinical psychologist. "She gets to see everything I do out there. I'm kind of lucky. I have a psychologist out there 24 hours a day. She doesn't lie. I can't kid myself."...After finishing 124th on the 2011 money list to earn TOUR card for 2012, contacted tournament directors who granted him sponsor exemptions to thank them. "I've been doing this 25 years. I'm not saying I've never had a guy call me and thank me for doing that, but it's the first in a long time," AT&T National Tournament Director Greg McLaughlin told the Associated Press. "It's very rare. All the other guys are thankful and appreciative. But rarely do I get one after the

season when a guy gets his card and calls you to thank you. As far as I'm concerned, he can play in one of my tournaments if he ever needs a spot. He's set for life."

PLAYER STATISTICS:

Scoring Average	70.80	(84)
Driving Distance	291.6	(84)
Driving Accuracy Percentage	66.70%	(32)
Greens in Regulation Percentage	65.89%	(84)
Strokes Gained - Putting	.031	(98)

MISC STATISTICS:

CAREER PGA TOUR LOW ROUND/ROUND
 63-2 times, most recent 2008 Crowne Plaza Invitational at Colonial/3

LARGEST PGA TOUR PAYCHECK
 \$990,000-2006 Bay Hill Invitational Presented by MasterCard/1

HIGHEST OWGR RANK
 After 2006 the Memorial Tournament/22

PGA TOUR CAREER SUMMARY

Year	Events Played	Cuts Made	1st	2nd	3rd	Top 10	Top 25	FedExCup Pts	FedExCup Rank	Earnings	Money Rank
2011	21	14				2	6	119	119	668,768	124
2010	26	12					2	151	151	299,264	180
2009	23	15				3	7	92	92	956,897	94
2008	28	14		1	1	5	10	98	98	1,702,952	47
2007	25	22			1	2	9	56	56	1,475,970	62
2006	24	21	1		1	6	9			2,664,673	17
2005	26	21				6	10			1,613,815	48
2004	26	22	1			2	10			1,737,725	31
2003	27	16			1	5	9			1,064,974	68
2002	29	19				3	11			776,903	89
2001	1										
1999	6	3								17,476	263
Total	262	179	2	1	4	34	83			12,979,418	82

NATIONWIDE TOUR CAREER SUMMARY

Year	Events Played	Cuts Made	1st	2nd	3rd	Top 10	Top 25	Earnings	Money Rank
2001	26	21		3	2	9	14	306,573	4
2000	24	8					3	25,591	121
1999	3								
1998	1								
1997	5								
Total	59	29		3	2	9	17	332,164	249

AUSTRALIAN TOUR 2011 SUMMARY

Year	Events Played	Cuts Made	1st	Earnings	Money Rank
2011	3	2		24,518	

TOP TOURNAMENT SUMMARY

Tournament	'99	'02	'03	'04	'05	'06	'07	'08	'09	'10	'11
The Masters					T5	T16	T37				
US Open			CUT		CUT	T32	CUT	T14	CUT		
British Open	CUT			T27	T78	T35	T27	CUT	CUT		
PGA Championship			T14	T55	CUT	CUT	T42	CUT	CUT		
THE PLAYERS			CUT	T58	T27	CUT	T44	CUT	T79	CUT	
TOUR Championship						T14					
WGC-Accenture					T33	T33	T17	T9	T33		
WGC-Cadillac	T37				T41	T38	T28		T9		
WGC-Bridgestone				T14	T13	T45	T14	T56			
WGC-HSBC Champions									T40		
The Barclays			T36			T36	T35	CUT	T41		CUT
Deutsche Bank Championship			CUT				T41	CUT	CUT		
BMW Championship		CUT	CUT	CUT		T30	T38				

Jesper Parnevik (YES-per PAR-nuh-vick)



EXEMPT STATUS: Major Medical Extension
HEIGHT: 6-0
WEIGHT: 175
BIRTHDATE: March 7, 1965
BIRTHPLACE: Stockholm, Sweden
RESIDENCE: Stockholm, Sweden

FAMILY: Wife, Mia; Peg (9/3/95), Penny (5/9/97), Phillipa (5/16/99), Phoenix (2/16/01)
SPECIAL INTERESTS: Magic, vitamins, bridge, backgammon, yoga, yachting, tennis
TURNED PRO: 1986
Q-SCHOOL: 1993
JOINED TOUR: 1994

PGA TOUR VICTORIES (5):

1998 Phoenix Open. 1999 Greater Greensboro Chrysler Classic. 2000 Bob Hope Chrysler Classic. 2000 GTE Byron Nelson Classic. 2001 Honda Classic

BEST 2011 PGA TOUR FINSHES:

T54–Sony Open in Hawaii. T54–Bob Hope Classic.

INTERNATIONAL VICTORIES:

(9): 1988 Odense Open [Sweden], Ramlosa Open [Sweden], Open Passing Shot [France]. 1990 Swedish Open [Eur]. 1993 Scottish Open [Eur]. 1995 Scandinavian Masters [Eur]. 1996 Trophee Lancome [Eur]. 1997 Johnnie Walker Super Tour [Asia]. 1998 Scandinavian Masters [Eur].

NATIONAL TEAMS:

Ryder Cup (3), 1997, 1999, 2002; World Cup (2), 1994, 1995; Dunhill Cup (4), 1993, 1994, 1995, 1997.

2011 PGA TOUR HIGHLIGHTS:

Will play with a Major Medical Extension in 2012 due to back and neck issues. Will have 15 events to earn \$630,427 in 2012...Made three cuts in 10 starts on TOUR. Failed to record a top-25 finish for the third consecutive season.

PERSONAL:

Father, Bo, is Sweden's most famous comedian...For a time, wore bill of cap turned up to get a tan on his face while playing. Also known for distinct golf attire, outfitted by J. Lindeberg...Learned game by hitting floating golf balls into lake behind family home...His

company, Lifizz, Inc., markets and distributes effer-
 vescent vitamins in the United States...Son is named
 Phoenix, where he first won on TOUR in 1998.

PLAYER STATISTICS:

Scoring Average	71.82	(N/A)
Driving Distance	281.0	(N/A)
Driving Accuracy Percentage	61.33%	(N/A)
Greens in Regulation Percentage	60.42%	(N/A)
Strokes Gained - Putting	.215	(N/A)

MISC STATISTICS:

CAREER PGA TOUR LOW ROUND/ROUND

61–2 times, most recent 2009 The 50th Bob Hope Classic hosted by Arnold Palmer/4

LARGEST PGA TOUR PAYCHECK

\$720,000–2000 GTE Byron Nelson Classic/1

HIGHEST OWGR RANK

After 2000 GTE Byron Nelson Classic/7

PGA TOUR CAREER SUMMARY

Year	Events Played	Cuts Made	1st	2nd	3rd	Top 10	Top 25	FedExCup Pts	FedExCup Rank	Earnings	Money Rank
2011	10	3						223	223	37,739	229
2010	5	1								9,165	245
2009	14	5						221	221	58,712	219
2008	29	16					5	89	89	635,819	143
2007	27	16		1		1	7	138	138	1,075,216	90
2006	24	17		1		4	7			1,308,310	71
2005	24	17				2	4			732,845	109
2004	24	18		1		5	9			1,550,135	40
2003	31	19				1	5			570,587	118
2002	26	17		1		2	4			964,304	63
2001	25	21	1			4	13			1,574,208	31
2000	20	17	2	1	1	9	11			2,413,345	8
1999	20	17	1			4	10			1,055,468	36
1998	20	17	1		1	5	13			1,290,822	14
1997	19	16		5	1	9	11			1,217,587	12
1996	19	17			1	5	9			389,266	53
1995	19	15				2	7			222,458	84
1994	17	12				2	4			148,816	120
Total	373	261	5	10	4	55	119			15,254,801	60

EUROPEAN TOUR 2011 SUMMARY

Year	Events Played	Cuts Made	1st	Earnings	Money Rank
2011	1				

TOP TOURNAMENT SUMMARY

Tournament	'93	'94	'95	'96	'97	'98	'99	'00	'01	'02	'03	'04
The Masters					T21	T31	CUT	T40	T20	T29		
US Open					T48	T14	T17	CUT	T30	T54	CUT	
British Open	T21	2	T24	T44	T2	T4	T10	T36	T9	T28	DQ	
PGA Championship		CUT	T20	T5	T45	CUT	T10	T51	T13	CUT	T34	CUT
THE PLAYERS			T49	T53	CUT	T25	T23	CUT	CUT	CUT	T48	T33
TOUR Championship					T6	T3		T22				
WGC-Accenture							T33	T9		T33		
WGC-Cadillac								W/D	CNL			
WGC-Bridgestone							T27			T71	T71	T22
WGC-HSBC Champions												
The Barclays		CUT				T10		T5		CUT	T49	CUT
Deutsche Bank Championship											T57	T29
BMW Championship				T55							T57	

Tournament	'05	'06	'07	'08
The Masters	CUT			
US Open				T74
British Open				
PGA Championship	T28	CUT		
THE PLAYERS	T46	T38	CUT	T69
TOUR Championship				
WGC-Accenture				
WGC-Cadillac				
WGC-Bridgestone				
WGC-HSBC Champions				
The Barclays		CUT	CUT	T24
Deutsche Bank Championship	T32			T33
BMW Championship				

Carl Paulson



EXEMPT STATUS: Qualifying Tournament/Nationwide Tour Medical

HEIGHT: 5-9

WEIGHT: 180

BIRTHDATE: December 29, 1970

BIRTHPLACE: Quantico, VA

RESIDENCE: Orlando, FL

FAMILY: Wife, Heather; Ned Maxwell (2/10/98), Robert Henry (6/7/01), Anastasia Wynn (8/10/04)

SPECIAL INTERESTS: Family, USC sports, fishing

EDUCATION: University of South Carolina (1994, Marketing)

TURNED PRO: 1994

Q-SCHOOL: 1994, 1995, 2004

Nationwide Tour Graduate (1999)

JOINED TOUR: 2000

PGA TOUR BEST FINISHES:

2–2000 Tampa Bay Classic

BEST 2011 PGA TOUR FINSHES:

T59–Travelers Championship. T59–Children’s Miracle Network Hospitals Classic.

2011 PGA TOUR HIGHLIGHTS:

Will have two events to earn \$398,600 in 2012 on a Qualifying Tournament/Nationwide Tour Medical extension, dating to a back injury in 2005...Made just

three cuts in 11 starts on TOUR. On the Nationwide Tour, finished T4 at the Chitimacha Louisiana Open in his first of seven starts on that Tour.

PERSONAL:

Chronicled his first season on the PGA TOUR in the book Rookie on Tour. Played select-level soccer through high school.

PLAYER STATISTICS:

Scoring Average	72.87	(N/A)
Driving Distance	285.1	(N/A)
Driving Accuracy Percentage	67.86%	(N/A)
Greens in Regulation Percentage	61.81%	(N/A)
Strokes Gained - Putting	-.502	(N/A)

MISC STATISTICS:

CAREER PGA TOUR LOW ROUND/ROUND

62–1995 Walt Disney World/Oldsmobile Classic/1

LARGEST PGA TOUR PAYCHECK

\$259,200–2000 Tampa Bay Classic/2

HIGHEST OWGR RANK

After 2001 Shell Houston Open/104

PGA TOUR CAREER SUMMARY

Year	Events Played	Cuts Made	1st	2nd	3rd	Top 10	Top 25	FedExCup Pts	FedExCup Rank	Earnings	Money Rank
2011	11	3						243	243	29,922	236
2005	13	6					2			198,214	195
2004	13	2					1			70,088	224
2003	32	18					3			365,177	147
2002	28	14				2	4			568,924	117
2001	31	16			1	2	4			508,208	99
2000	33	19		1		4	7			741,995	64
1999	1										
1996	30	14					4			116,071	155
1995	21	10				1	2			64,501	183
Total	213	102		1	1	9	27			2,663,101	301

NATIONWIDE TOUR CAREER SUMMARY

Year	Events Played	Cuts Made	1st	2nd	3rd	Top 10	Top 25	Earnings	Money Rank
2011	7	2				1	1	29,360	123
2010	3								
2005	1								
2004	12	6						11,983	179
1999	28	19	2	1	1	8	13	223,051	1
1998	30	20		1		4	9	69,628	40
1997	29	18		2		4	12	88,836	22
1996	3	2		1		2	2	24,550	76
1995	6	2					2	5,750	151
Total	119	69	2	5	1	19	39	453,158	179

TOP TOURNAMENT SUMMARY

Tournament	'95	'96	'00	'01	'02	'03	'04	'05
The Masters								
US Open		CUT		CUT			CUT	
British Open				CUT				
PGA Championship				CUT	CUT			
THE PLAYERS				T68	T4	W/D		
TOUR Championship								
WGC-Accenture								
WGC-Cadillac								
WGC-Bridgestone								
WGC-HSBC Champions								
The Barclays	CUT	T62						CUT
Deutsche Bank Championship						T42		
BMW Championship			T9	T15	T38	T50		CUT

Corey Pavin (PAY-vin)



EXEMPT STATUS: Past Champion

HEIGHT: 5-9

WEIGHT: 155

BIRTHDATE: November 16, 1959

BIRTHPLACE: Oxnard, CA

RESIDENCE: Dallas, TX

FAMILY: Wife, Lisa; Ryan (5/29/86), Austin (3/5/93), Alexis Le (12/26/07)

SPECIAL INTERESTS: Basketball, snow skiing

EDUCATION: UCLA

TURNED PRO: 1982

Q-SCHOOL: 1983

JOINED TOUR: 1984

PGA TOUR VICTORIES (15):

1984 Houston Coca-Cola Open. 1985 Colonial National Invitation. 1986 Hawaiian Open. 1986 Greater Milwaukee Open. 1987 Bob Hope Chrysler Classic. 1987 Hawaiian Open. 1988 Texas Open. 1991 Bob Hope Chrysler Classic. 1991 BellSouth Atlanta Golf Classic. 1992 Honda Classic. 1994 Nissan Los Angeles Open. 1995 Nissan Open. 1995 U.S. Open Championship. 1996 MasterCard Colonial. 2006 U.S. Bank Championship in Milwaukee

BEST 2011 PGA TOUR FINSHES:

T45—THE PLAYERS Championship.

INTERNATIONAL VICTORIES:

(12): 1983 German Open [Eur], South African PGA Championship [SAf], Calberson Classic [Eur]. 1984 New Zealand Open [Aus]. 1985 New Zealand Open [Aus], U.S. vs. Japan Matches [indiv.]. 1993 Toyota World Match Play Championship [Eur]. 1994 Tokai Classic [Jpn]. 1995 Asian Masters [Asia], Million Dollar Challenge [SAf]. 1996 Ssang Yong International Challenge [Kor]. 1999 Martel Skins Game [Taiwan].

NATIONAL TEAMS:

The Presidents Cup (2), 1994, 1996; Ryder Cup (3), 1991, 1993, 1995; Ryder Cup Captain (1), 2010;

Walker Cup (1), 1981; USA vs. Japan (1), 1982; Nissan Cup (1), 1985.

2011 PGA TOUR HIGHLIGHTS:

Made only four starts on TOUR, his fewest since 1983. Focused on Champions Tour where he had nine top 10s in 17 starts...Among the top 20 on the Champions Tour money list for a second straight season and reeled off 24 consecutive scores of par or better from the Senior PGA Championship (T8) in late May through the third round of the Constellation Energy Senior Players Championship (T17) in late August...Led the Champions Tour in both Driving Accuracy (82.11 percent) and Putting Average (1.709)...Best efforts were a pair of T3s—at the Liberty Mutual Legends of Golf (with Tom Lehman) and the Senior British Open. At the Legends, three-round better-ball total of 26-under was one stroke short of getting into a playoff...Trailed the leaders by just one stroke after 54 holes of the Senior British but eventually finished three strokes back of Russ Cochran, despite posting a third consecutive 69 at Walton Heath. Performance in England was his second straight top-three finish in the Senior British...Started his season by going bogey free over all 54 holes at the Mitsubishi Electric Championship at Hualalai and it led to a sixth-place finish in Hawaii...Made four appearances on the PGA TOUR, making the cut in two tournaments. Was T45 at The PLAYERS and T55 at the Northern Trust Open at Riviera CC earlier in the year.

PERSONAL:

Corey and son Ryan won Disney's father-child event for Ryan's age group (1996)...Serves as host for Corey Pavin Golf Classic benefiting Big Brothers and Big Sisters in Ventura County, CA...Had LASIK surgery in November 1998...Caddied for former UCLA teammate Jay Delsing at 2003 PGA TOUR Qualifying Tournament, where Delsing earned his card for the 2004 TOUR season...Joined TOUR members Frank Lickliter II, Jerry Kelly, Donnie Hammond and Howard Twitty on a USA/Armed Forces Entertainment tour of the Persian Gulf for Thanksgiving 2006. Returned in late 2009 with Tom Watson and Tim Simpson.

PLAYER STATISTICS:

Scoring Average	71.77	(N/A)
Driving Distance	250.5	(N/A)
Driving Accuracy Percentage	70.83%	(N/A)
Greens in Regulation Percentage	59.26%	(N/A)
Strokes Gained - Putting	-.153	(N/A)

MISC STATISTICS:

CAREER PGA TOUR LOW ROUND/ROUND

61—2006 U.S. Bank Championship in Milwaukee/1

LARGEST PGA TOUR PAYCHECK

\$720,000—2006 U.S. Bank Championship in Milwaukee/1

HIGHEST OWGR RANK

After 1996 Memorial Tournament/2

PGA TOUR CAREER SUMMARY

Year	Events Played	Cuts Made	1st	2nd	3rd	Top 10	Top 25	FedExCup Pts	FedExCup Rank	Earnings	Money Rank
2011	4	2						225	225	42,376	227
2010	8	5		1		2	3	115	115	839,193	116
2009	23	12					4	129	129	474,526	148
2008	20	14			1	2	6	100	100	924,282	112
2007	25	15				1	3	100	100	498,252	151
2006	23	13	1			1	7			1,308,084	72
2005	23	15				2	6			736,506	108
2004	23	18				2	8			881,938	89
2003	26	18					2			358,911	148
2002	24	14				1	2			362,012	148
2001	22	14				1	6			458,401	111
2000	25	11				1	3			209,883	160
1999	25	18				3	10			569,045	70
1998	23	12				2	3			168,485	155
1997	22	11				1	1			99,304	169
1996	22	21	1			9	14			851,320	18
1995	22	18	2	2	1	6	11			1,340,079	4
1994	20	16	1	3	1	10	12			906,305	8
1993	24	21		2		6	13			675,087	18
1992	25	20	1	3	2	7	13			980,934	5
1991	25	24	2	2	2	10	18			979,430	1
1990	29	26		1	1	6	13			468,830	26
1989	28	23				1	10			177,084	82
1988	26	17	1			3	7			216,768	50
1987	27	17	2			7	10			498,406	15
1986	28	23	2			6	14			304,558	19
1985	27	23	1	1	1	13	19			367,506	6
1984	29	26	1	2		5	14			260,536	18
1983	3	1					1			4,209	207
1982A	1	1									
1981A	1										
1980A	1	1									
Total	654	470	15	17	9	108	233			15,962,250	49

CHAMPIONS TOUR CAREER SUMMARY

Year	Events Played	Cuts Made	1st	2nd	3rd	Top 10	Top 25	Earnings	Money Rank
2011	18	18			2	9	16	848,252	18
2010	15	15		2	1	8	11	921,524	17
Total	33	33		2	3	17	27	1,769,776	150

TOP TOURNAMENT SUMMARY

Tournament	'81	'82	'83	'84	'85	'86	'87	'88	'89	'90	'91	'92
The Masters					T25	T11	T27	T42	50		T22	3
US Open		CUT	T60	CUT	T9	CUT	W/D	CUT		T24	T8	CUT
British Open					T22	T39	CUT	CUT		T8	CUT	T34
PGA Championship					T20	T6	T21	CUT	T17	CUT	T14	T32
THE PLAYERS					CUT	CUT	T58	T50	T42	T34	CUT	T41
TOUR Championship							T5			21	T10	T2
WGC-Accenture												
WGC-Cadillac												
WGC-Bridgestone												
WGC-HSBC Champions												
The Barclays					T20					CUT	T37	T22
Deutsche Bank Championship												
BMW Championship					T9	T4	T14	CUT	T19	CUT	T32	T62

Tournament	'93	'94	'95	'96	'97	'98	'99	'00	'01	'02	'03	'04
The Masters	T11	T8	T17	T7	T43	T41	CUT	CUT				
US Open	T19	CUT	1	T40	CUT	CUT	T34	CUT	T19	T54	CUT	T17
British Open	T4	CUT	T8	T26	T51	CUT	CUT	CUT	CUT	T22	CUT	
PGA Championship	CUT	2	CUT	T26		CUT	T10	CUT				
THE PLAYERS	T16	T78	T3	T46	CUT	CUT	T71	T61	T21	CUT	T32	T33
TOUR Championship	T7	T10	T2	T21								
WGC-Accenture												
WGC-Cadillac												
WGC-Bridgestone												
WGC-HSBC Champions												
The Barclays	T26	T44		T9	CUT		T18		T52	T60		CUT
Deutsche Bank Championship											T47	
BMW Championship			T60									

Tournament	'05	'06	'07	'08	'09	'10	'11
The Masters							
US Open	T11	CUT					
British Open							
PGA Championship		T49	T62	T63	T19	CUT	
THE PLAYERS	CUT	CUT	T72		CUT		T45
TOUR Championship							
WGC-Accenture							
WGC-Cadillac							
WGC-Bridgestone		T48					
WGC-HSBC Champions							
The Barclays	T40	T29	T54	CUT			
Deutsche Bank Championship				T82			
BMW Championship							

Pat Perez



EXEMPT STATUS: 73rd on 2011 money list

HEIGHT: 6-0

WEIGHT: 190

BIRTHDATE: March 1, 1976

BIRTHPLACE: Phoenix, AZ

RESIDENCE: Scottsdale, AZ

FAMILY: Wife, Athena

SPECIAL INTERESTS: ATV, motorcycles, baseball, football (San Diego Chargers), wine

EDUCATION: Arizona State University

TURNED PRO: 1997

Q-SCHOOL: 2001

Nationwide Tour Alumnus

JOINED TOUR: 2002

PGA TOUR VICTORIES (1):

2009 The 50th Bob Hope Classic hosted by Arnold Palmer

BEST 2011 PGA TOUR FINSHES:

2--Reno-Tahoe Open.

OTHER VICTORIES:

(1): 2002 Champions Challenge [with John Daly].

2011 PGA TOUR HIGHLIGHTS:

Fifteen made cuts led to four top 10s and seven top 25s...Finished T5 at the Valero Texas Open for his third top 10 in seven starts in San Antonio...Finished T6 at The Heritage to record his first back-to-back top 10s on TOUR since 2008. It was his first top

10 at The Heritage in seven career starts...Entered the final round of the Wells Fargo Championship one stroke behind Jonathan Byrd but recorded a 3-over 75 to finish T6. His previous-best finish in eight starts at the Wells Fargo Championship was T12 in 2008...Earned fourth top 10 of the season and third-career runner-up finish on the PGA TOUR with a solo second at the Reno-Tahoe Open. Carded a 4-under 68 in the final round but missed a birdie putt from 8 feet on the 72nd hole to tie for the lead.

PERSONAL:

Brother Mike played on the Nationwide Tour in 2002 and 2006 and was a participant on Golf Channel's "Big Break Disney Golf" in 2009. They were the only brothers to play in the 2001 Qualifying Tournament finals at Bear Lakes CC in West Palm Beach, FL...Web site is patperezgolf.com...Took part in a charity fundraising event in 2009 for the Ten Rainbows Foundation to help raise for funds for under-

privileged children and families.

PLAYER STATISTICS:

Scoring Average	70.83	(92)
Driving Distance	291.4	(90)
Driving Accuracy Percentage	63.64%	(66)
Greens in Regulation Percentage	65.42%	(100)
Strokes Gained - Putting	.166	(71)

MISC STATISTICS:

CAREER PGA TOUR LOW ROUND/ROUND

60--2006 Bob Hope Chrysler Classic/1

LARGEST PGA TOUR PAYCHECK

\$918,000--2009 The 50th Bob Hope Classic hosted by Arnold Palmer/1

HIGHEST OWGR RANK

After 2009 Arnold Palmer Invitational presented by MasterCard/48

PGA TOUR CAREER SUMMARY

Year	Events Played	Cuts Made	1st	2nd	3rd	Top 10	Top 25	FedExCup Pts	FedExCup Rank	Earnings	Money Rank
2011	24	15		1		4	7	75	75	1,295,253	73
2010	27	18				3	7	90	90	947,588	101
2009	22	16	1			2	6	46	46	1,720,360	49
2008	27	21				6	12	71	71	1,756,038	43
2007	27	16			1	6	11	57	57	1,678,295	52
2006	19	9			1	1	4			719,507	117
2005	28	18				4	9			1,258,087	62
2004	32	18			1	1	7			723,724	111
2003	33	16				2	5			578,141	117
2002	30	14		2		6	10			1,451,726	40
Total	269	161	1	3	3	35	78			12,128,721	92

NATIONWIDE TOUR CAREER SUMMARY

Year	Events Played	Cuts Made	1st	2nd	3rd	Top 10	Top 25	Earnings	Money Rank
2001	26	16			1	5	10	124,818	32
2000	19	11	1		1	4	5	148,094	26
Total	45	27	1		2	9	15	272,912	309

TOP TOURNAMENT SUMMARY

Tournament	'02	'03	'04	'05	'06	'07	'08	'09	'10	'11
The Masters		T45						CUT		
US Open	CUT		T40			CUT	T36			
British Open				T67		T20	CUT			
PGA Championship	70			T6	CUT	T18	T58	CUT		
THE PLAYERS		CUT	CUT	T32	T3	CUT	T42	T68	CUT	CUT
TOUR Championship										
WGC-Accenture							T33	T17		
WGC-Cadillac								T35		
WGC-Bridgestone								T22		
WGC-HSBC Champions								T10		
The Barclays	T2	CUT	T42	T22	W/D	CUT	CUT	CUT	T60	W/D
Deutsche Bank Championship		CUT	CUT			W/D	T21	T27	CUT	T61
BMW Championship	CUT	69	T11	T5	T65	T18		T49		

Tom Pernice Jr. (purr-NIECE)



EXEMPT STATUS: 121st on 2011 money list

HEIGHT: 5-10

WEIGHT: 175

BIRTHDATE: September 5, 1959

BIRTHPLACE: Kansas City, MO

RESIDENCE: Murrieta, CA.

FAMILY: Wife, Sydney; Kristen (9/30/93), Brooke (3/7/95)

SPECIAL INTERESTS: Agronomy, gardening, politics

EDUCATION: UCLA (1982, Economics)

TURNED PRO: 1982

Q-SCHOOL: 1985, 1987, 1996, 1997

Nationwide Tour Alumnus

JOINED TOUR: 1986

PGA TOUR VICTORIES (2):

1999 Buick Open. 2001 The INTERNATIONAL Presented by Qwest

BEST 2011 PGA TOUR FINSHES:

T2-Viking Classic.

2011 PGA TOUR HIGHLIGHTS:

In mid-July, nearly became the second-oldest winner of a PGA TOUR event when he finished T2 at the Viking Classic in Mississippi. After a third consecutive 67, he finished at 21-under-par 267 and was the clubhouse leader until rookie Chris Kirk, playing three groups behind, made a key birdie at No. 17 to take the lead for good and go on to his first career win at 22-under par. Had he prevailed at age 51 years, 10 months, 12 days, he would have been the second-oldest winner in TOUR history behind Sam Snead, who was 52 when he won the 1965 Greater Greenboro Classic. He also would have been the first over-50 player to win on the PGA TOUR since Fred Funk in 2007, at the Mayakoba Golf Classic, and just the third member of the Champions Tour to win on the PGA TOUR, joining Funk and Craig Stadler (2003 B.C. Open)...Opened the season with a T13 at the Mitsubishi Electric Cham-

pionship at Hualalai. Despite three rounds in the 60s, saw streak of top-10s on the Champions Tour end at nine straight...Finished T5 at the Outback Steakhouse Pro-Am...Also T6 at the Songdo IBD Championship, T8 at the Toshiba Classic and T10 at The ACE Group Classic...Was just two strokes behind 54-hole leader Mark Calcavecchia at the Regions Tradition before a final-round 74 dropped him to a 10th-place finish...Thanks to three straight sub-par rounds finished T5 at the Nature Valley First Tee Open at Pebble Beach in July...In addition to his effort at the Viking Classic, he also made the cut in three other PGA TOUR events—AT&T Pebble Beach National Pro-Am (T48), the Mayakoba Golf Classic (T19) and the FedEx St. Jude Classic (T73)...Beginning the week of the Children's Miracle Network Hospitals Classic as the fifth alternate and ranked 143rd on the money list, he capitalized on his opportunity in the season's final event. Posted a third-round, 4-under 68 to start Sunday tied for sixth and within striking position of becoming the PGA TOUR's second-oldest winner. Following a final-round, 3-under 69, waited until virtually the last putt dropped Sunday to see if it was good enough to elevate him to within the top 125. Finished T3 at the tournament, worthy of a 121st place money-list finish. He was last exempt on TOUR in 2009 after finishing No. 80 on money list in 2008.

PERSONAL:

All-conference wrestler in high school...Daughter Brooke has a genetic disease, Leber's Amorosis, which causes blindness. Her retinas did not develop fully at birth. Tom and Brooke won the National Car Rental Golf Classic at Walt Disney World Resort father-child event for Brooke's age group in 2001. Brooke released a Country/Christian recording in 2007 titled "Help from Above" and performed at the 2008 PLAYERS Championship.

PLAYER STATISTICS:

Scoring Average	70.64	(N/A)
Driving Distance	279.7	(N/A)
Driving Accuracy Percentage	69.53%	(N/A)
Greens in Regulation Percentage	65.08%	(N/A)
Strokes Gained - Putting	.049	(N/A)

MISC STATISTICS:

CAREER PGA TOUR LOW ROUND/ROUND

62-2 times, most recent 2009 Justin Timberlake Shriners Hospitals for Children Open/1

LARGEST PGA TOUR PAYCHECK

\$720,000-2001 The INTERNATIONAL Presented by Qwest/1

HIGHEST OWGR RANK

After 2006 John Deere Classic/53

PGA TOUR CAREER SUMMARY

Year	Events Played	Cuts Made	1st	2nd	3rd	Top 10	Top 25	FedExCup Pts	FedExCup Rank	Earnings	Money Rank
2011	12	8		1	1	2	4	163	163	694,981	121
2010	22	16				1	7	137	137	662,730	139
2009	26	14				2	4	156	156	536,598	140
2008	30	22				6	8	80	80	1,336,277	80
2007	31	20				2	7	98	98	927,408	109
2006	33	20		1		7	14			2,396,548	25
2005	32	23		1	1	2	11			1,608,057	49
2004	31	20			2	5	9			1,475,274	47
2003	31	21			1	4	9			1,210,541	57
2002	31	19				2	8			645,110	104
2001	33	19	1			4	6			1,318,762	39
2000	32	16				2	5			387,716	127
1999	31	14	1			1	5			656,140	65
1998	27	15		1		1	8			520,400	55
1997	30	12				1	5			173,012	127
1996	1	1								5,235	313
1994	1										
1992	1										
1991	3	1								1,824	306
1990	20	7					1			19,504	212
1989	22	10				2	5			81,863	142
1988	31	14				1	2			47,108	150
1987	20	5				1	1			15,431	195
1986	33	12					5			40,172	148
1983	1										
Total	565	309	2	4	5	46	124			14,760,687	69

CHAMPIONS TOUR CAREER SUMMARY

Year	Events Played	Cuts Made	1st	2nd	3rd	Top 10	Top 25	Earnings	Money Rank
2011	16	16				6	13	611,724	29
2010	10	10		2	1	9	9	969,960	14
2009	1	1	1			1	1	315,000	52
Total	27	27	1	2	1	16	23	1,896,684	143

NATIONWIDE TOUR CAREER SUMMARY

Year	Events Played	Cuts Made	1st	2nd	3rd	Top 10	Top 25	Earnings	Money Rank
1997	1	1						1,390	213
1996	24	12				3	8	34,224	58
1995	28	19				2	11	42,047	48
1992	12	2			1	2	2	12,500	95
1991	4	1						550	305
1990	10	7					3	6,077	108
Total	79	42			1	7	24	96,788	574

TOP TOURNAMENT SUMMARY

Tournament	'86	'87	'88	'89	'90	'93	'96	'97	'98	'99	'00	'01
The Masters					CUT							
US Open		CUT		T13	CUT		T94					CUT
British Open						T66						
PGA Championship										CUT	T27	T51
THE PLAYERS										CUT	CUT	
TOUR Championship												
WGC-Accenture												
WGC-Cadillac												
WGC-Bridgestone												
WGC-HSBC Champions												
The Barclays		T18	T28	CUT		CUT		CUT	CUT	79	CUT	T50
Deutsche Bank Championship												
BMW Championship		T68		T68	CUT	CUT		T42	T71	CUT	CUT	CUT

Tournament	'02	'03	'04	'05	'06	'07	'08	'09	'10
The Masters	T24					T17			
US Open	CUT		CUT	T42	T21	T36			
British Open				CUT	CUT	CUT			T60
PGA Championship		T45	CUT	T23	CUT	CUT	CUT		
THE PLAYERS	T69	CUT	T72	CUT	T27	T28	CUT	CUT	
TOUR Championship					T5				
WGC-Accenture									
WGC-Cadillac					T48	T11			
WGC-Bridgestone									
WGC-HSBC Champions									
The Barclays			T42	11	T5	CUT	CUT		
Deutsche Bank Championship		T32	CUT	T60	CUT	T52	T50		
BMW Championship	T68	CUT							

Kenny Perry



EXEMPT STATUS: Multiple tournament winner (through 2014)
HEIGHT: 6-2
WEIGHT: 205
BIRTHDATE: August 10, 1960
BIRTHPLACE: Elizabethtown, KY
RESIDENCE: Franklin, KY
FAMILY: Wife, Sandy; Lesslye (5/20/84), Justin (11/23/85), Lindsey (4/27/88)

SPECIAL INTERESTS: Harley Davidson motorcycles, drag racing, restoring Chevrolet muscle cars

EDUCATION: Western Kentucky University

TURNED PRO: 1982

Q-SCHOOL: Fall 1986

JOINED TOUR: 1986

PGA TOUR VICTORIES (14):

1991 Memorial Tournament. 1994 New England Classic. 1995 Bob Hope Chrysler Classic. 2001 Buick Open. 2003 Bank of America Colonial. 2003 the Memorial Tournament. 2003 Greater Milwaukee Open. 2005 Bay Hill Invitational Presented by MasterCard. 2005 Bank of America Colonial. 2008 the Memorial Tournament presented by Morgan Stanley. 2008 Buick Open. 2008 John Deere Classic. 2009 FBR Open. 2009 Travelers Championship

BEST 2011 PGA TOUR FINSHES:

T38-Viking Classic.

NATIONAL TEAMS:

The Presidents Cup (4), 1996, 2003, 2005, 2009; Ryder Cup (2), 2004, 2008.

OTHER VICTORIES:

(2): 2005 Franklin Templeton Shootout [with John Huston]. 2008 Merrill Lynch Shootout [with Scott

Hoch].

2011 PGA TOUR HIGHLIGHTS:

Made five of 13 cuts on TOUR and did not record a top-25 finish for the first time in his career (dating to his rookie season in 1987). Had at least five top 25s each season on TOUR from 1987-2010 (24 years)...Made nine Champions Tour starts, picking up his first win on that Tour at the SAS Championship in October.

PERSONAL:

Winner of the 2009 Payne Stewart Award...Took up golf at age 7 with encouragement from his father, who spent hours teeing balls up for him...Member of Western Kentucky University and Kentucky Golf Halls of Fame...Named winner of the 2002 Charles Bartlett Award, given to a professional golfer for his unselfish contributions to the betterment of society, by the Golf Writers Association of America. Perry donates five percent of his winnings to Lipscomb University in Nashville, TN, to provide scholarships for Simpson County students. Also, Perry

built Country Creek, a public course in his hometown of Franklin, KY. In 1995, Perry bought 142 acres of land and borrowed more than \$2.5 million to design and build the only public course in the town. He designed it for mid-to-high handicappers and kept it affordable: 18 holes with a cart is \$28 on weekdays. Works from time to time behind the counter, often asked, "Do you know Kenny Perry?"

PLAYER STATISTICS:

Scoring Average	71.90	(N/A)
Driving Distance	296.3	(N/A)
Driving Accuracy Percentage	65.60%	(N/A)
Greens in Regulation Percentage	68.52%	(N/A)
Strokes Gained - Putting	-.663	(N/A)

MISC STATISTICS:

CAREER PGA TOUR LOW ROUND/ROUND

61-2 times, most recent 2009 Travelers Championship/1

LARGEST PGA TOUR PAYCHECK

\$1,080,000-2009 Travelers Championship/1

HIGHEST OWGR RANK

After 2009 Wyndham Championship/4

PGA TOUR CAREER SUMMARY

Year	Events Played	Cuts Made	1st	2nd	3rd	Top 10	Top 25	FedExCup Pts	FedExCup Rank	Earnings	Money Rank
2011	13	5						201	201	110,177	212
2010	20	16				1	7	93	93	968,811	97
2009	24	24	2	1		8	12	9	9	4,445,562	5
2008	26	24	3	1	1	7	13	15	15	4,663,794	5
2007	24	18			1	3	9	54	54	1,197,618	79
2006	22	16					6			818,698	104
2005	23	19	2		1	7	14			3,607,155	6
2004	23	17			1	7	13			1,952,043	30
2003	26	24	3	1	1	11	14			4,400,122	6
2002	27	23		2	1	6	13			1,928,598	27
2001	26	22	1			6	13			1,786,066	24
2000	20	18			3	4	9			889,381	52
1999	26	16				1	7			426,184	94
1998	25	16			1	5	7			487,551	58
1997	26	17				2	8			270,081	90
1996	25	17		1	1	9	13			925,079	13
1995	25	21	1	1	1	5	13			773,388	21
1994	30	22	1	1		4	10			585,941	26
1993	29	18				3	8			196,863	88
1992	25	17				3	9			190,455	81
1991	24	16	1			3	7			368,784	44
1990	23	17		1		2	9			279,881	50
1989	26	15		1		3	7			202,099	70
1988	32	20				3	7			139,421	85
1987	27	15				1	5			107,239	93
1985	1										
1984	1										
Total	619	453	14	10	12	104	233			31,720,992	8

CHAMPIONS TOUR CAREER SUMMARY

Year	Events Played	Cuts Made	1st	2nd	3rd	Top 10	Top 25	Earnings	Money Rank
2011	10	10	1	2		7	10	964,851	15
2010	2	2						13,623	134
Total	12	12	1	2		7	10	978,474	191

TOP TOURNAMENT SUMMARY

Tournament	'87	'88	'89	'90	'91	'92	'93	'94	'95	'96	'97	'98
The Masters						CUT			T12	CUT	CUT	
US Open		T55					T25		CUT	T50	CUT	
British Open					CUT							
PGA Championship			T51	T49	77			T55	T49	P2	T23	T10
THE PLAYERS		33	T21	T56	T57	W/D	T65	T62	T55	T4	CUT	CUT
TOUR Championship								T26	T20	4		
WGC-Accenture												
WGC-Cadillac												
WGC-Bridgestone												
WGC-HSBC Champions												
The Barclays		T21	CUT	T23			CUT	CUT				
Deutsche Bank Championship												
BMW Championship	T19	T19	CUT	T32				CUT			W/D	

Tournament	'99	'00	'01	'02	'03	'04	'05	'06	'07	'08	'09	'10
The Masters				CUT	T39	CUT	T29				PT2	T26
US Open				T45	T3	CUT	T23	58			44	T33
British Open					T8	T16	T11	CUT			T52	CUT
PGA Championship	T34	T30	T44	T29	T10	CUT	T23	T49	T23	W/D	T43	CUT
THE PLAYERS	W/D	T27	T18	T60	T32	T3	CUT		T58	T15	T22	T22
TOUR Championship			T5	T18	T9	29	T20			T24	T4	
WGC-Accenture			T33	T33	T33	T9	T17	T33			T33	T33
WGC-Cadillac			CNL	22	T28		T32				T9	T45
WGC-Bridgestone				T24	T53	T27	T6	T27	T11	T66	T11	T19
WGC-HSBC Champions												
The Barclays						T9	T3	T47	T25	T48	T52	T68
Deutsche Bank Championship								T30	T47	T80	T46	
BMW Championship	CUT	T15	T20	CUT				T12	T47	T44	T45	

Tournament	'11
The Masters	
US Open	
British Open	
PGA Championship	
THE PLAYERS	T39
TOUR Championship	
WGC-Accenture	
WGC-Cadillac	
WGC-Bridgestone	
WGC-HSBC Champions	
The Barclays	
Deutsche Bank Championship	
BMW Championship	

Tim Petrovic (puh-TRO-vick)



EXEMPT STATUS: 146th on 2011 money list
HEIGHT: 6-2
WEIGHT: 195
BIRTHPLACE: Northampton, MA
RESIDENCE: Austin, TX
FAMILY: Wife, Julie; Bayleigh, Mackenzie

SPECIAL INTERESTS: Autos, music, TV, film, antiques, sports
EDUCATION: University of Hartford (1988, Communications)
TURNED PRO: 1988
 Nationwide Tour Graduate (2001)
JOINED TOUR: 2002

PGA TOUR VICTORIES (1):

2005 Zurich Classic of New Orleans

BEST 2011 PGA TOUR FINSHES:

T16–Shell Houston Open.

2011 PGA TOUR HIGHLIGHTS:

Made 15 of 29 cuts but failed to record a top-10 finish for only the second time since 2002. Finished a career worst 146th on the money list.

PERSONAL:

Member of the University of Hartford Hall of Fame. Teammates at University of Hartford in 1988 included PGA TOUR members Patrick Sheehan and Jerry Kelly...Devout fan of The Doors...Once worked as a pizza baker and delivery man...Lists Ben Crenshaw, Seve Ballesteros and Jim Morrison among his heroes...Along with his wife, Julie, formed "For Every Child, Inc.", a charity with a mission to provide needy children with basic necessities lacking in their lives.

PLAYER STATISTICS:

Scoring Average	71.33	(141)
Driving Distance	280.5	(166)
Driving Accuracy Percentage	64.73%	(53)
Greens in Regulation Percentage	62.17%	(167)
Strokes Gained - Putting	.221	(56)

MISC STATISTICS:

CAREER PGA TOUR LOW ROUND/ROUND
63–3 times, most recent 2009 U.S. Bank Championship in Milwaukee/4

LARGEST PGA TOUR PAYCHECK
\$990,000–2005 Zurich Classic of New Orleans/1

HIGHEST OWGR RANK
 After 2005 FedEx St. Jude Classic/65

PGA TOUR CAREER SUMMARY

Year	Events Played	Cuts Made	1st	2nd	3rd	Top 10	Top 25	FedExCup Pts	FedExCup Rank	Earnings	Money Rank
2011	29	15					3	128	128	428,011	146
2010	32	19				2	6	66	66	1,028,960	85
2009	31	17			1	6	10	89	89	1,551,866	54
2008	32	17				3	8	82	82	958,577	107
2007	32	20		1		1	9	61	61	1,052,447	92
2006	30	16					5			601,928	132
2005	32	16	1			3	6			1,711,229	44
2004	32	23				3	11			1,193,354	65
2003	32	21		1	1	4	14			1,739,349	36
2002	31	15		1		1	5			797,206	86
2001	1	1								11,443	
1996	2	1								2,088	370
1992	2										
1991	2										
1990	2										
1989	1	1								2,569	249
1988A	1										
Total	324	182	1	3	2	23	77			11,079,026	105

NATIONWIDE TOUR CAREER SUMMARY

Year	Events Played	Cuts Made	1st	2nd	3rd	Top 10	Top 25	Earnings	Money Rank
2011	1	1						3,915	224
2001	23	18		2	2	7	12	239,010	7
1999	26	15				2	7	45,035	63
1993	13	4					1	3,066	167
1992	1	1						913	239
Total	64	39		2	2	9	20	291,939	291

TOP TOURNAMENT SUMMARY

Tournament	'96	'01	'02	'03	'04	'05	'06	'07	'08	'09	'10	'11
The Masters					T41							
US Open		T62		T15	T24			CUT				W/D
British Open			CUT			CUT			CUT		CUT	
PGA Championship				CUT	CUT	CUT				CUT	CUT	
THE PLAYERS				CUT	T53	T27	T38		T15	T37	CUT	CUT
TOUR Championship												
WGC-Accenture												
WGC-Cadillac												
WGC-Bridgestone						66						
WGC-HSBC Champions												
The Barclays	83		CUT	CUT	T28	CUT	CUT	T21	T38	T46	T21	
Deutsche Bank Championship				T19	T22	T15	CUT	CUT	T40	CUT	T45	
BMW Championship			CUT	CUT							T57	

Carl Pettersson (PEET-er-son)



EXEMPT STATUS: 2010 tournament winner (through 2012)
HEIGHT: 5-11
WEIGHT: 195
BIRTHDATE: August 29, 1977
BIRTHPLACE: Gothenburg, Sweden
RESIDENCE: Raleigh, NC

FAMILY: Wife, DeAnna; Carlie (9/13/04), Chase (7/29/07)
SPECIAL INTERESTS: Sports
EDUCATION: North Carolina State University
TURNED PRO: 2000
Q-SCHOOL: 2002
JOINED TOUR: 2003

PGA TOUR VICTORIES (4):

2005 Chrysler Championship. 2006 the Memorial Tournament. 2008 Wyndham Championship. 2010 RBC Canadian Open

BEST 2011 PGA TOUR FINSHES:

T4-Hyundai Tournament of Champions. T4-Wyndham Championship.

INTERNATIONAL VICTORIES:

(1): 2002 Algarve Open de Portugal [Eur].

NATIONAL TEAMS:

Eisenhower Trophy (1), 2000.

2011 PGA TOUR HIGHLIGHTS:

Made 21 of 29 cuts to go with five top 10s and nine top 25s...Finished T4 at the season-opening Hyundai Tournament of Champions, four shots out of the playoff eventually won by Jonathan Byrd. Opened with a 7-under 66 to share the lead with Byrd...One of a PGA TOUR record nine players tied for the first-round lead at the Northern Trust Open, at 4-under, but finished T55...Finished T9 at the Wells Fargo Championship after opening with rounds of 68-68...Collected third top 10 of the season with a T8 at the FedEx St. Jude Classic, carding four consecutive sub-70 rounds for the first time since winning the 2008 Wyndham Championship...Finished T4 at the Wyndham Championship. It was his third top-five finish in his last five Greensboro starts...With four rounds in the 60s, finished T5 at the Justin Timberlake Shriners Hospitals for Children Open for his fifth top 10 of the season.

PERSONAL:

Took up golf at age 10 near course where he lived in Gothenburg, Sweden...Father, Lars, a low-handicap golfer, was an executive for Volvo Trucks Division,

resulting in Carl living in England between ages 10-14, then moving to Greensboro, NC, for his last two years of high school when his father was transferred. Was the 1996 state 4-A medalist for Grimsley High School. Now lives in Raleigh where he attended college.

PLAYER STATISTICS:

Scoring Average	70.29	(34)
Driving Distance	291.8	(81)
Driving Accuracy Percentage	62.29%	(87)
Greens in Regulation Percentage	65.77%	(89)
Strokes Gained - Putting	.465	(23)

MISC STATISTICS:

CAREER PGA TOUR LOW ROUND/ROUND
 60-2010 RBC Canadian Open/3

LARGEST PGA TOUR PAYCHECK
 \$1,035,000-2006 the Memorial Tournament/1

HIGHEST OWGR RANK
 After 2006 U.S. Bank Championship in Milwaukee/23

PGA TOUR CAREER SUMMARY

Year	Events Played	Cuts Made	1st	2nd	3rd	Top 10	Top 25	FedExCup Pts	FedExCup Rank	Earnings	Money Rank
2011	27	21				5	9	48	48	1,540,723	52
2010	29	20	1			4	7	40	40	1,934,465	39
2009	29	15				1	3	154	154	564,605	136
2008	29	25	1			5	14	21	21	2,512,538	21
2007	31	25				6	13	39	39	2,040,938	34
2006	28	20	1			6	12			2,647,982	18
2005	34	20	1	1		3	9			1,993,851	31
2004	28	22			1	7	11			1,367,962	51
2003	26	15		1		1	6			977,076	74
2002	3	2								21,728	
Total	264	185	4	2	1	38	84			15,601,866	53

TOP TOURNAMENT SUMMARY

Tournament	'02	'03	'04	'05	'06	'07	'08	'09	'10	'11
The Masters					T27	T52		CUT		CUT
US Open				CUT	CUT	T17	T6	T36		
British Open	T43		T57		T8	T45		CUT		
PGA Championship	CUT	CUT	54		CUT		T47	CUT	T24	
THE PLAYERS TOUR Championship			CUT	CUT	T8	T28	T51	W/D		T33
WGC-Accenture					18		21			
WGC-Cadillac		T33			T17	T33				
WGC-Bridgestone	T54				T17	T35		T35		
WGC-HSBC Champions					T27	T30		T36		
The Barclays		T30	CUT		CUT	T72	T48		T39	T32
Deutsche Bank Championship		T11		T4	CUT	CUT	T21		CUT	T37
BMW Championship		CUT	T7	CUT	T4	T10	T33		T30	T16

Scott Piercy



EXEMPT STATUS: 2011 tournament winner (through 2013)
HEIGHT: 6-0
WEIGHT: 185
BIRTHDATE: November 6, 1978
BIRTHPLACE: Las Vegas, NV
RESIDENCE: Las Vegas, NV

FAMILY: Wife, Sara; Cole, Brennan, Jett
EDUCATION: San Diego State University (2001, Public Administration)
TURNED PRO: 2001
 Nationwide Tour Graduate (2008)
JOINED TOUR: 2009

PGA TOUR VICTORIES (1):

2011 Reno-Tahoe Open

BEST 2011 PGA TOUR FINSHES:

1--Reno-Tahoe Open.

2011 PGA TOUR HIGHLIGHTS:

Enjoyed a banner year on TOUR, claiming three top 10s in 23 starts, highlighted by his first career TOUR win. Finished 69th in the FedExCup standings...First top-10 came at Shaughnessy G&CC, where he birdied his 71st and 72nd holes to turn in his third consecutive sub-70 round (a 1-under 69) to T6... Collected first PGA TOUR victory in dramatic fashion, holing a 7-foot par putt on the 72nd hole to win the Reno-Tahoe Open. Victory came one day after carding the lowest round of his PGA TOUR

career, a course record, 11-under 61 that featured eight consecutive birdies from Nos. 2-9. Equaled the lowest nine-hole score in relation to par with a front nine 8-under 28 en route to the 61. Only blemish of his third-round 61 was a bogey at No. 17, but he bounced back with an eagle-3 at the par-5 18th. Converted a third-round lead into victory on TOUR for the first time in three attempts. With the victory moved to No. 80 in the FedExCup standings, his highest ranking in the season-long points race since he was No. 70 following the 2009 Reno-Tahoe Open. Became the first Nevada native to win in Reno...In his attempt to win twice in Nevada, enjoyed four sub-par rounds to finish T10 at the Justin Timberlake Shriners Hospitals for Children Open in Las Vegas.

his start in golf from a childhood friend.

PLAYER STATISTICS:

Scoring Average	70.79	(83)
Driving Distance	305.4	(7)
Driving Accuracy Percentage	56.81%	(154)
Greens in Regulation Percentage	65.84%	(85)
Strokes Gained - Putting	.235	(48)

MISC STATISTICS:

CAREER PGA TOUR LOW ROUND/ROUND
 61--2011 Reno-Tahoe Open/3

LARGEST PGA TOUR PAYCHECK
 \$540,000--2011 Reno-Tahoe Open/1

HIGHEST OWGR RANK
 After 2009 THE PLAYERS Championship/92

PERSONAL:

Helped lead his high school to two state championships in soccer. Says his dad is his hero. Got

PGA TOUR CAREER SUMMARY

Year	Events Played	Cuts Made	1st	2nd	3rd	Top 10	Top 25	FedExCup Pts	FedExCup Rank	Earnings	Money Rank
2011	23	16	1			3	5	69	69	1,250,957	75
2010	28	15				2	6	125	125	676,432	136
2009	28	16				2	8	88	88	1,032,716	90
2008	2	1								7,630	
2007	6										
2006	6	4					1			132,042	
2005	4	3								47,140	
2004	1										
2003	1										
Total	99	55	1			7	20			3,146,917	280

NATIONWIDE TOUR CAREER SUMMARY

Year	Events Played	Cuts Made	1st	2nd	3rd	Top 10	Top 25	Earnings	Money Rank
2011	3								
2010	1								
2008	19	14	2	1		4	6	320,187	9
2007	1								
2004	1								
2003	4	3					1	9,396	197
2001	1								
Total	30	17	2	1		4	7	329,583	253

TOP TOURNAMENT SUMMARY

Tournament	'05	'08	'09	'10	'11
The Masters					
US Open		CUT			T51
British Open					
PGA Championship					T26
THE PLAYERS			T22	CUT	
TOUR Championship					
WGC-Accenture					
WGC-Cadillac					
WGC-Bridgestone					
WGC-HSBC Champions					
The Barclays			CUT	CUT	T13
Deutsche Bank Championship			T36		T74
BMW Championship	T40				T65

Gary Player



EXEMPT STATUS: Life Member

HEIGHT: 5-7

WEIGHT: 150

BIRTHDATE: November 1, 1935

BIRTHPLACE: Johannesburg, South Africa

RESIDENCE: Jupiter Island, FL and Colesberg, South Africa

FAMILY: Wife, Vivienne Verwey; Jennifer, Marc, Wayne, Michele, Theresa, Amanda; 20 grandchildren

SPECIAL INTERESTS: Breeding thoroughbred race horses, farming, physical fitness, The Player Foundation benefiting children's education, Black Knight International, including Gary Player Real Estate, Gary Player Design, Gary Player Golf Academy and Gary Player Stud Farm

TURNED PRO: 1953

JOINED HALL OF FAME: Inducted 1974

JOINED TOUR: 1957

PGA TOUR VICTORIES (24):

1958 Kentucky Derby Open. 1959 British Open Championship. 1961 Lucky International Open. 1961 Sunshine Open Invitational. 1961 Masters Tournament. 1962 PGA Championship. 1963 San Diego Open Invitational. 1964 Pensacola Open Invitational. 1964 500 Festival Open Invitation. 1965 U.S. Open Championship. 1968 British Open Championship. 1969 Tournament of Champions. 1970 Greater Greensboro Open. 1971 Greater Jacksonville Open. 1971 National Airlines Open Invitational. 1972 Greater New Orleans Open. 1972 PGA Championship. 1973 Southern Open. 1974 Masters Tournament. 1974 Danny Thomas Memphis Classic. 1974 British Open Championship. 1978 Masters Tournament. 1978 MONY Tournament of Champions. 1978 Houston Open

INTERNATIONAL VICTORIES:

(115): 1955 East Rand Open, Egyptian Matchplay. 1956 East Rand Open, South African Open, Ampol Tournament, Dunlop Tournament at Sunningdale. 1957 Western Province Open, Australian PGA Championship, Coffs Harbour Tournament. 1958 Australian Open, Natal Open, Ampol Tournament, Coffs Harbour Tournament. 1959 Transvaal Open, South African PGA Championship, Natal Open, Western Province Open, South African Masters, Victorian Open. 1960 Sprite Tournament, Transvaal Open, South African Open, South African PGA Championship, South African Masters, Natal Open, Western Province Open. 1961 Yomiuri Open, Ampol Tournament. 1962 Australian Open, Transvaal Open, Natal Open. 1963 Sponsored 5000, Liquid Air Tournament, Richelieu Grand Prix [Cape Town], Richelieu Grand Prix [Johannesburg], Australian Open, Transvaal Open, South African Masters. 1964 South African Masters. 1965 Australian Open, Piccadilly World Match Play Championship, South African Open, World Cup [indiv], World Cup [with Harold Henning], World Series of Golf, NTL Challenge Cup. 1966 Piccadilly World Match Play Championship, Transvaal Open, South African Open, Natal Open. 1967 South African

Open, South African Masters. 1968 Piccadilly World Match Play Championship, World Series of Golf, South African Open. 1969 Australian Open, South African Open, South African PGA Championship, Australian Masters. 1970 Australian Open, Dunlop International. 1971 South Africa Masters, Piccadilly World Match Play Championship, General Motors Open, Western Province Open. 1972 South African Masters I, South African Masters II, Western Province Open, Japan Airlines Open, South African Open, Brazilian Open, World Series of Golf. 1973 General Motors Open, Piccadilly World Match Play Championship. 1974 South African Masters, Rand International Open, General Motors International Classic, Ibergolf Tournament, La Manga Tournament, Australian Open, Brazilian Open. 1975 Lancome Trophy, South African Open, General Motors Classic. 1976 General Motors Open, South African Masters I, South African Masters II, South African Open. 1977 South African Open, ICL International, World Cup [indiv]. 1979 South African Open, South African PGA Championship, Kronenbrau Championship, Sun City. 1980 Chile Open, Trophy Felix Houphouet-Boigny. 1981 South African Open. Gold Coast Classic. 1982 South African PGA Championship. 1983 Skins Game. 1984 Johnnie Walker. 1986 Nissan Skins Game. 1988 Nissan Skins Game. 1990 Senior British Open. 1991 Nissan Skins Game. 1993 Irish Senior Masters. 1994 Skills Challenge. 1995 Alfred Dunhill Challenge. 1997 Daiichi Seimei Cup. Nelson Mandela Invitational, South African Open, Shell Wentworth Masters, Senior British Open. 2000 Nelson Mandela Invitational.

NATIONAL TEAMS:

The Presidents Cup Captain (3), 2003, 2005, 2007. World Cup (16), 1956, 1957, 1958, 1959, 1960, 1962, 1963, 1964, 1965, 1966, 1967, 1968, 1971, 1972, 1973, 1977.

2011 PGA TOUR HIGHLIGHTS:

PERSONAL:

Dubbed the "Black Knight," "Mr. Fitness" and the "International Ambassador of Golf"...A renowned golf course architect with over 300 design projects located throughout the world. Designer of the course at the TPC Jasna Polana near Princeton, NJ, and The Links at Fancourt in South Africa—the site of the 2003 Presidents Cup...Operates Black Knight International, which includes The Player Group, Gary Player Design, Gary Player Golf Academy and Black Knight Enterprises—aspects of which include licensing, publishing, videos, apparel, golf equipment and memorabilia...Gary Player Stud Farm has received worldwide acclaim for breeding top thoroughbred race horses...Operates The Player Foundation, with its primary objective to promote education for underprivileged children. The Foundation built the Blair Atholl Schools in Johannesburg, South Africa, which has educational facilities for more than 500 students from kindergarten through the seventh grade and also supports other educational projects throughout the world...Says his biggest thrill in golf is being the third player in history after Gene Sarazen and Ben Hogan to win all four Grand Slam events...Has traveled more miles than any athlete in history - more than 14 million and counting. At one point in his career, traveled with his six children and more than 30 pieces of luggage that sometimes took as many as three taxis to transport...Among his heroes are Winston Churchill, Mother Teresa, Nelson Mandela and Mahatma Gandhi...Among his favorite golf courses are The Links at Fancourt in his native South Africa, Cypress Point, Carnoustie and Augusta National...One of his superstitions or lucky charms is wearing all black...Favorite athletes are Roger Federer and Pele...Web site is www.garyplayer.com.

MISC STATISTICS:

CAREER PGA TOUR LOW ROUND/ROUND
62–1976 Florida Citrus Open/3

LARGEST PGA TOUR PAYCHECK
\$62,500–1984 PGA Championship/T2

PGA TOUR CAREER SUMMARY

Year	Events Played	Cuts Made	1st	2nd	3rd	Top 10	Top 25	FedExCup Pts	FedExCup Rank	Earnings	Money Rank
2009	1										
2008	1										
2007	1										
2006	1										
2005	1										
2004	1										
2003	1										
2002	1										
2001	2										
2000	2										
1999	2										
1998	2	1								11,200	270
1997	2										
1996	2										
1995	2	1								7,935	269
1994	1										
1993	1	1								3,700	281
1992	1										
1991	1										
1990	1	1					1			11,000	225
1989	2										
1988	2										
1987	1	1								4,257	231
1986	1										
1985	8	4					1			11,032	175
1984	13	10		1		1	5			93,258	70
1983	11	9					2			20,567	147
1982	11	6					3			22,059	147
1981	15	9					3			22,483	123
1980	11	10			1	3	4			45,471	78
1979	8	7		2		3	6			74,482	53
1978	17	17	3			7	10			177,336	9
1977	17	17		2		8	12			112,485	21
1976	16	15			1	4	10			53,669	53
1975	15	14		2		4	8			73,943	27
1974	14	13	3			5	10			105,986	19
1973	9	9	1			3	7			47,752	59
1972	15	15	2	1		8	13			118,041	7
1971	14	14	2	2	1	8	8			119,355	5
1970	17	15	1	1	2	8	12			99,267	12
1969	16	16	1	3	3	10	13			122,884	4
1968	15	15	1	1		12	14			48,828	30
1967	14	14		1	2	8	12			55,821	18
1966	10	10			2	4	7			26,391	39
1965	12	12	1	2		7	10			69,964	5
1964	17	17	2	1	2	9	14			61,450	7
1963	22	22	1	6	1	18	21			55,455	5
1962	17	17	1	2	2	10	15			45,838	6
1961	28	28	3	2	4	20	25			64,540	1
1960	13	13		1		5	13			13,879	28
1959	9	9	1	1		2	5			5,694	58
1958	14	13	1	2		9	11			18,591	12
1957	9	9			1	1	6			3,683	54
Total	440	384	24	33	22	177	281			1,834,482	346

CHAMPIONS TOUR CAREER SUMMARY

Year	Events Played	Cuts Made	1st	2nd	3rd	Top 10	Top 25	Earnings	Money Rank
2011	1	1						736	207
2010	3	3						14,350	132
2009	10	9						28,682	108
2008	6	5						9,708	164
2007	8	7						22,386	126
2006	12	10						35,052	112
2005	14	13						63,547	90
2004	15	12					1	62,287	96
2003	15	14					1	78,690	93
2002	18	17				1	1	109,006	90
2001	21	21				3	4	256,013	63
2000	21	20					7	199,579	70
1999	20	20				2	7	235,181	61
1998	18	18	1			5	15	455,206	37
1997	22	22				1	10	208,615	62
1996	23	23		3		7	13	494,714	24
1995	20	20	1			2	11	309,251	38
1994	22	22		1	1	4	12	309,776	30
1993	22	22	1	1		6	15	360,272	26
1992	21	21		2	3	9	16	346,798	23
1991	20	20	1	1	2	9	17	337,253	18
1990	22	22	1	4	2	13	20	507,268	9
1989	18	18	2	1	1	11	17	514,116	4
1988	20	20	5	2	3	16	18	435,914	2
1987	20	20	3	2	3	16	20	333,439	6
1986	17	17	3	4	2	13	17	291,190	5
1985	1	1	1			1	1	30,000	44
Total	430	418	19	21	17	119	223	6,049,029	53

NATIONWIDE TOUR CAREER SUMMARY

Year	Events Played	Cuts Made	1st	2nd	3rd	Top 10	Top 25	Earnings	Money Rank
2007	1								
2006	1								
2005	1								
2004	1								
Total	4								

TOP TOURNAMENT SUMMARY

Tournament	'56	'57	'58	'59	'60	'61	'62	'63	'64	'65	'66	'67
The Masters		T24	CUT	T8	T6	1	PT2	T5	T5	T2	T28	T6
US Open			2	T15	T19	T9	T6	T8	T23	P1	T15	T12
British Open	4	T24	7	1	7	CUT	CUT	T7	T8	CUT	T4	T3
PGA Championship						T39	1	T8	T13	T33	T3	
THE PLAYERS												
TOUR Championship												
WGC-Accenture												
WGC-Cadillac												
WGC-Bridgestone												
WGC-HSBC Champions												
The Barclays												4
Deutsche Bank Championship												
BMW Championship			T12			T25	T3					

Tournament	'68	'69	'70	'71	'72	'73	'74	'75	'76	'77	'78	'79
The Masters	T7	T32	3	T6	T10		1	T30	T28	T19	1	T17
US Open	T16	T48	T44	T27	T15	12	T8	T43	T23	T10	T6	T2
British Open	1	T23	CUT	T7	T6	T14	1	T32	T28	T22	T34	T19
PGA Championship		2	T12	T4	1	T51	7	T33	T13	T31	T26	T23
THE PLAYERS							CUT	T21	T9	T13	T28	CUT
TOUR Championship												
WGC-Accenture												
WGC-Cadillac												
WGC-Bridgestone												
WGC-HSBC Champions												
The Barclays		T14	T70		T32	T32	T35	CUT	CUT	T60		
Deutsche Bank Championship												
BMW Championship		T5										

Tournament	'80	'81	'82	'83	'84	'85	'86	'87	'88	'89	'90	'91
The Masters	T6	T15	T15	CUT	T21	T36	CUT	T35	CUT	CUT	T24	CUT
US Open	CUT	T26	CUT	T20	T43				CUT	CUT		
British Open	CUT	CUT	T42	CUT	CUT	CUT	T35	T66	T61	CUT	CUT	T57
PGA Championship	T26	T49	CUT	T42	T2	CUT						
THE PLAYERS	T8	CUT	CUT		61							
TOUR Championship												
WGC-Accenture												
WGC-Cadillac												
WGC-Bridgestone												
WGC-HSBC Champions												
The Barclays		T16		CUT	T25							
Deutsche Bank Championship												
BMW Championship												

Tournament	'92	'93	'94	'95	'96	'97	'98	'99	'00	'01	'02	'03
The Masters	CUT	60	CUT	CUT	CUT	CUT	46	CUT	CUT	CUT	CUT	CUT
US Open												
British Open	CUT	CUT	CUT	T68	CUT	CUT	CUT	CUT	CUT	CUT		
PGA Championship												
THE PLAYERS												
TOUR Championship												
WGC-Accenture												
WGC-Cadillac												
WGC-Bridgestone												
WGC-HSBC Champions												
The Barclays												
Deutsche Bank Championship												
BMW Championship												

Tournament	'04	'05	'06	'07	'08	'09
The Masters	CUT	CUT	CUT	CUT	CUT	CUT
US Open						
British Open						
PGA Championship						
THE PLAYERS						
TOUR Championship						
WGC-Accenture						
WGC-Cadillac						
WGC-Bridgestone						
WGC-HSBC Champions						
The Barclays						
Deutsche Bank Championship						
BMW Championship						

D.A. Points



EXEMPT STATUS: 2011 tournament winner (through 2013)

HEIGHT: 6-1

WEIGHT: 195

BIRTHDATE: December 1, 1976

BIRTHPLACE: Pekin, IL

RESIDENCE: Windermere, FL

FAMILY: Wife, Lori; Laila Jane (2/10/10)

SPECIAL INTERESTS: Fishing

EDUCATION: University of Illinois (1999, Speech Communications)

TURNED PRO: 1999

Q-SCHOOL: 2005

Nationwide Tour Graduate (2004, 2008)

JOINED TOUR: 2005

PGA TOUR VICTORIES (1):

2011 AT&T Pebble Beach National Pro-Am

BEST 2011 PGA TOUR FINSHES:

1-AT&T Pebble Beach National Pro-Am.

2011 PGA TOUR HIGHLIGHTS:

Picked up first career win on TOUR and had career-best finishes in the FedExCup (56th) and money list (37th)...Collected first top 10 of the season with a fifth-place finish at the Farmers Insurance Open. Third-round 68 tied Phil Mickelson for best round of the day, earning a donation from Farmers to alma mater University of Illinois men's golf team as part of University Day...Two weeks later, overcame a two-stroke deficit to Steve Marino in the final round to capture his first TOUR title, at the AT&T Pebble Beach National Pro-Am. With childhood idol Bill Murray playing at his side in the amateur division,

he holed a 100-yard wedge shot for an eagle-3 at the par-5 14th hole to take a lead he would not relinquish. Rounds of 63-70-71-67—271 bested runner-up Hunter Mahan by two strokes. In addition, he won the pro-am competition with Murray. Since 1987, just three other champions have also won the pro-am portion of the event: Arron Oberholser (2006), Mickelson (2007) and Dustin Johnson (2009)...Did not crack the top 10 until 17 starts later, finishing T10 at the PGA Championship—his first top 10 in six major championship starts.

PERSONAL:

Lists his parents and his nephew (Carson Chorney) as his heroes. Ten-year-old Carson has neuroblastoma, a rare, curable form of cancer. Following a successful surgery, which revealed no signs of cancer, Carson was nominated to be Florida's representative for the Children's Miracle Network. As such, he was afforded the opportunity to meet President Obama in 2010 and "hang with uncle D.A. at Disney"

during the 2010 Children's Miracle Network Classic...He is a big follower of University of Illinois athletics.

PLAYER STATISTICS:

Scoring Average	70.62	(64)
Driving Distance	287.4	(122)
Driving Accuracy Percentage	66.45%	(35)
Greens in Regulation Percentage	64.92%	(110)
Strokes Gained - Putting	.235	(48)

MISC STATISTICS:

CAREER PGA TOUR LOW ROUND/ROUND

61-2010 The Greenbrier Classic/3

LARGEST PGA TOUR PAYCHECK

\$1,134,000-2011 AT&T Pebble Beach National Pro-Am/1

HIGHEST OWGR RANK

After 2011 Tavistock Cup/81

PGA TOUR CAREER SUMMARY

Year	Events Played	Cuts Made	1st	2nd	3rd	Top 10	Top 25	FedExCup Pts	FedExCup Rank	Earnings	Money Rank
2011	26	18	1			3	6	56	56	2,034,156	37
2010	29	15				3	7	82	82	975,433	93
2009	29	19			1	4	8	72	72	1,320,021	66
2008	3	3					1			126,918	
2006	28	12				1	3			405,984	162
2005	33	15					4			400,540	161
2004	2										
Total	150	82	1		1	11	29			5,263,052	209

NATIONWIDE TOUR CAREER SUMMARY

Year	Events Played	Cuts Made	1st	2nd	3rd	Top 10	Top 25	Earnings	Money Rank
2008	25	16	1			5	10	266,696	16
2007	29	16		1		4	5	156,799	39
2004	24	16	2	1		4	9	332,815	2
2003	24	18			1	2	7	95,613	50
2002	23	15				1	7	68,341	66
2001	20	14	1			2	4	126,366	30
Total	145	95	4	2	1	18	42	1,046,630	18

TOP TOURNAMENT SUMMARY

Tournament	'05	'06	'08	'09	'10	'11
The Masters						CUT
US Open			T69			CUT
British Open					CUT	
PGA Championship					T16	T10
THE PLAYERS					CUT	CUT
TOUR Championship						
WGC-Accenture						
WGC-Cadillac						T45
WGC-Bridgestone						T19
WGC-HSBC Champions						T66
The Barclays	CUT	CUT		T31	T47	CUT
Deutsche Bank Championship	CUT	T66		T49	CUT	CUT
BMW Championship	T28	CUT				T53

Ted Potter Jr.



EXEMPT STATUS: No. 2 on 2011 Nationwide Tour money list
HEIGHT: 5-11
WEIGHT: 180
BIRTHDATE: November 9, 1983
BIRTHPLACE: Ocala, FL
RESIDENCE: Silver Springs, FL

FAMILY: Single
SPECIAL INTERESTS: Fishing, hunting
TURNED PRO: 2002
 Nationwide Tour Graduate (2011)
JOINED TOUR: 2012

2011 PGA TOUR HIGHLIGHTS:

Finished No. 2 on the Nationwide Tour money list, earning his PGA TOUR card for the first time. Has never started in a PGA TOUR event. Finished inside the top 25 in nine of 18 starts, with six top-10 finishes...Earned his first career title with a three-stroke win at the South Georgia Classic. Became the first Monday qualifier to win on Tour since Kyle Reifers at the 2006 Chattanooga Classic. Posted a 7-under 65 in the third round to move into a tie for the 54-hole lead. Grabbed sole possession of the lead with three birdies on the front side and was well in front after adding another birdie at No. 11. Led the field in Birdies, with 23 over four rounds. Victory was also his first top-10 finish on Tour. It came in his first Tour start of the year and his 56th career Tour start. Had made only six cuts in previous 55 starts, dating to his initial year on Tour in 2004. Also became only the fifth lefthander to win a Nationwide Tour event and the first since Greg Chalmers captured the 2008 Henrico County Open...Final-round 65 helped him

finish T6 at the Nationwide Children's Hospital Invitational...Was in contention at the Price Cutter Charity Championship and entered the final round three shots off the lead. His 5-under 67 gave him a T3 finish...Fired four rounds in the 60s at the News Sentinel Open to finish T3. Held the Sunday lead for seven holes, at 20-under, but suffered back-to-back bogeys on the back nine to finish at 18-under, two strokes shy of winner Kirk Triplett...Second win came at the Soboba Golf Classic in September. Birdied the second hole of a playoff to defeat Andres Gonzales and Miguel Angel Carballo, who dropped out after a bogey on the first playoff hole. Missed a 12-foot eagle putt on the 72nd hole to win outright. Was tied for first in Greens in Regulation, hitting 53 of 72 for a 72.31 percent...Add yet another top 10 (T7) at the Winn-Dixie Jacksonville Open to move past Mathew Goggin into the No. 2 spot on the money list with one event remaining. Would retain that position with a T12 finish at the season-ending event...Also won twice in 2011 on the Hooters Tour Pro Series,

winning the Killearn Country Club Classic and the Harley-Davidson of Ocala Classic.

PERSONAL:

Father got him started in the game at the age of 2...Has had four aces in competitive rounds...Lists hunting and fishing among his hobbies...Would like to play Augusta National one day...First car was a Ford Ranger pickup and now drives a Nissan Titan...Enjoys watching Golf Channel...Favorite movie is "Caddyshack," and he lists Jack Nicklaus, Arnold Palmer and Gary Player as those to fill out his dream foursome.

MISC STATISTICS:

HIGHEST OWGR RANK
 After 2011 CIMB Asia Pacific Classic Malaysia/164

PGA TOUR CAREER SUMMARY

Year	Events Played	Cuts Made	1st	2nd	3rd	Top 10	Top 25	FedExCup Pts	FedExCup Rank	Earnings	Money Rank
Total											

NATIONWIDE TOUR CAREER SUMMARY

Year	Events Played	Cuts Made	1st	2nd	3rd	Top 10	Top 25	Earnings	Money Rank
2011	18	12	2		2	6	9	402,470	2
2010	11	3					2	18,882	148
2007	20	3					1	16,014	189
2004	24								
Total	73	18	2		2	6	12	437,366	189

Ian Poulter



EXEMPT STATUS: 2010 World Golf Championships tournament winner (through 2013)

HEIGHT: 6-1

WEIGHT: 189

BIRTHDATE: January 10, 1976

BIRTHPLACE: Stevenage, England

RESIDENCE: Buckinghamshire, England; Orlando, FL

FAMILY: Wife, Katie; Aimee-Leigh (2/1/02), Luke James (5/22/04), Lily Mai (3/4/09)

SPECIAL INTERESTS: Cars, all ball sports

EDUCATION: Barclay School

TURNED PRO: 1995

JOINED TOUR: 2004

PGA TOUR VICTORIES (1):

2010 World Golf Championships-Accenture Match Play Championship

BEST 2011 PGA TOUR FINSHES:

T6-Hyundai Tournament of Champions.

INTERNATIONAL VICTORIES:

(13): 1999 Open de Cote d'Ivoire [EurChal]. 2000 Italian Open [Eur]. 2001 Moroccan Open [Eur]. 2002 Italian Open [Eur]. 2003 Celtic Manor Resort Wales Open [Eur], Nordic Open [Eur]. 2004 Volvo Masters Andalucia [Eur]. 2006 Open de Madrid Masters [Eur]. 2007 Dunlop Phoenix [Jpn]. 2009 Barclays Singapore Open [Eur]. 2010 UBS Hong Kong Open [Eur]. 2011 Volvo World Match Play Championship [Eur], JBWere Masters [Aus].

NATIONAL TEAMS:

Ryder Cup (3), 2004, 2008, 2010; World Cup (5), 2001, 2007, 2008, 2009, 2011; Seve Trophy (3), 2003, 2005, 2011.

OTHER VICTORIES:

(1): 2010 Shark Shootout [with Dustin Johnson].

2011 PGA TOUR HIGHLIGHTS:

Made 12 of 16 cuts, but only registered one top-10 finish. Had lowest finish in FedExCup (87th) since 2008...Making his first career start at the Hyundai Tournament of Champions, carded a final-round, 7-under 66 to finish T6...Played on the European Tour in May and defeated Luke Donald in the finals of the Volvo World Match Play Championship in Spain. He held on for a 2-and-1 victory at Finca Cortesin to deny Donald the chance to move to No. 1 in the Official World Golf Ranking at the time. Had a scary moment in the championship match. Trying to hit an approach shot from a steep, side-hill lie on the eighth hole, he tumbled down the hill after impact but avoided any serious injury...Joined with Justin Rose to represent England at the Mission Hills World Cup. The duo shot a foursomes 63 Sunday at Mission Hills GC but fell short of the winning U.S. team, settling for a T2...A week later, he defended his title at the UBS Hong Kong Open. Despite a slow start, where he opened with a 1-over 71 at Hong Kong GC, he rebounded with three consecutive sub-70 rounds to T4...For a second consecutive year, he won a title late in the season. At the JBWere Masters in Melbourne, Australia, he came from two strokes behind on the final day with a 4-under 67 to defeat Marcus Fraser by three strokes.

PERSONAL:

Has partnered with Dreamflight to give seriously ill and disabled children Holiday of a Lifetime trips to Central Florida theme parks...Took up the game at

age 4 when his father, Terry, a single-digit handicapper, gave him a cut-down 3-wood...Older brother Danny is also a professional...Noted for his colorful hairstyles and clothing, most notably the 2004 majors where he wore trousers that featured pink (Masters Tournament), Union Jack (British Open) and United States stars and stripes (PGA Championship) designs. Has developed his own clothing line, which is available at his Web site, ianpoulter.co.uk. His design company designed the uniforms for Great Britain and Ireland in the 2008 Curtis Cup.

PLAYER STATISTICS:

Scoring Average	70.82	(91)
Driving Distance	282.8	(155)
Driving Accuracy Percentage	64.76%	(51)
Greens in Regulation Percentage	65.58%	(96)
Strokes Gained - Putting	.320	(40)

MISC STATISTICS:

CAREER PGA TOUR LOW ROUND/ROUND
63-2 times, most recent 2010 Waste Management Phoenix Open/2

LARGEST PGA TOUR PAYCHECK
\$1,400,000-2010 World Golf Championships-Accenture Match Play Championship/1

HIGHEST OWGR RANK
After 2010 Masters Tournament/5

PGA TOUR CAREER SUMMARY

Year	Events Played	Cuts Made	1st	2nd	3rd	Top 10	Top 25	FedExCup Pts	FedExCup Rank	Earnings	Money Rank
2011	16	12				1	4	87	87	739,926	115
2010	15	12	1			2	5	39	39	2,079,664	36
2009	17	13		1		5	12	31	31	2,431,001	25
2008	15	12		1		1	7	112	112	1,488,214	65
2007	18	14			1	5	8	23	23	1,431,390	64
2006	15	13		1		4	7			1,553,906	51
2005	20	10				2	4			946,890	86
2004	9	6				1	2			176,318	
2003	4	4								30,859	
2002	1	1								16,223	
2001	2	1					1				
2000	1	1								10,970	
Total	133	99	1	3	1	21	50			10,905,362	110

EUROPEAN TOUR 2011 SUMMARY

Year	Events Played	Cuts Made	1st	Earnings	Money Rank
2011	7	5	1	880,351	

ASIAN TOUR 2011 SUMMARY

Year	Events Played	Cuts Made	1st	Earnings	Money Rank
2011	1	1		116,783	

AUSTRALIAN TOUR 2011 SUMMARY

Year	Events Played	Cuts Made	1st	Earnings	Money Rank
2011	1	1	1	180,000	

TOP TOURNAMENT SUMMARY

Tournament	'00	'01	'02	'03	'04	'05	'06	'07	'08	'09	'10	'11
The Masters					T31	T33		T13	T25	T20	T10	T27
US Open					CUT	T57	T12	T36	W/D	T18	T47	CUT
British Open	T64		T50	T46	T25	T11	CUT	T27	2	CUT	T60	CUT
PGA Championship		CUT		T61	T37	T47	T9	T23	T31	T19	W/D	T39
THE PLAYERS					T33	CUT	T27	T28	T21	2	CUT	T57
TOUR Championship												
WGC-Accenture					T5	4	T33	T9	T17	T9	1	T33
WGC-Cadillac		CNL		T44		T18	T2	T16	T57	T13	T37	T45
WGC-Bridgestone		T13		T33		T33	T13	T30	T16	T15	T65	T68
WGC-HSBC Champions										T45	T13	T13
The Barclays							T9	T9	CUT	T9	T15	T18
Deutsche Bank Championship								CUT	CUT	CUT	T45	CUT
BMW Championship								T10		T20	T13	

Dicky Pride



EXEMPT STATUS: Past Champion

HEIGHT: 6-0

WEIGHT: 175

BIRTHDATE: July 15, 1969

BIRTHPLACE: Tuscaloosa, AL

RESIDENCE: Orlando, FL

FAMILY: Wife, Kim; Isabelle, Fletcher

SPECIAL INTERESTS: Basketball, reading, University of Alabama football

EDUCATION: University of Alabama

TURNED PRO: 1992

Q-SCHOOL: 1993, 1997, 1998, 2000, 2006

Nationwide Tour Alumnus

JOINED TOUR: 1994

PGA TOUR VICTORIES (1):

1994 Federal Express St. Jude Classic

BEST 2011 PGA TOUR FINSHES:

T30–Arnold Palmer Invitational presented by MasterCard.

2011 PGA TOUR HIGHLIGHTS:

Made four cuts in eight PGA TOUR starts, with a best finish a T30 at the Arnold Palmer Invitational, his 14th start at Bay Hill. Collected one top-10 finish in 14 starts on the Nationwide Tour, a T7 at the

WNB Golf Classic in Midland, TX, in October after four consecutive sub-par rounds.

PERSONAL:

Early in 1994, rescheduled his wedding day so it wouldn't conflict with Qualifying Tournament. Later that season won a Buick for soon-to-be wife Kim with a hole-in-one at Buick Challenge...Worked tirelessly in 2011 to help raise money for victims of the tornado that hit his hometown of Tuscaloosa, AL.

PLAYER STATISTICS:

Scoring Average	71.60	(N/A)
Driving Distance	291.9	(N/A)
Driving Accuracy Percentage	70.17%	(N/A)
Greens in Regulation Percentage	61.76%	(N/A)
Strokes Gained - Putting	-.317	(N/A)

MISC STATISTICS:

CAREER PGA TOUR LOW ROUND/ROUND

63–2 times, most recent 2009 U.S. Bank Championship in Milwaukee/3

LARGEST PGA TOUR PAYCHECK

\$225,000–1994 Federal Express St. Jude Classic/1

HIGHEST OWGR RANK

After 1995 Ideon Classic at Pleasant Valley/177

PGA TOUR CAREER SUMMARY

Year	Events Played	Cuts Made	1st	2nd	3rd	Top 10	Top 25	FedExCup Pts	FedExCup Rank	Earnings	Money Rank
2011	8	4						216	216	64,213	220
2010	5	2						221	221	40,120	227
2009	10	5				1	1	205	205	202,580	187
2008	14	5				1	2	218	218	182,890	200
2007	25	10				1	3	180	180	415,792	159
2006	9	6				1	1			174,674	197
2005	5	2								36,931	234
2004	23	10				1	1			230,329	184
2003	23	14				1	6			483,923	127
2002	16	9					3			142,556	190
2001	27	12				1	2			206,022	170
2000	35	14				1	2			233,720	153
1999	29	14				2	5			381,040	109
1998	26	4								27,680	234
1997	32	7					2			45,830	207
1996	27	14			1	2	2			167,852	125
1995	31	12				1	4			97,712	161
1994	27	12	1			2	3			305,769	57
1992	1										
Total	373	156	1		1	15	37			3,439,631	268

NATIONWIDE TOUR CAREER SUMMARY

Year	Events Played	Cuts Made	1st	2nd	3rd	Top 10	Top 25	Earnings	Money Rank
2011	14	9				1	4	51,484	90
2010	23	9		1		3	6	154,291	41
2009	8								
2008	13	11				1	3	59,626	97
2006	19	13					3	42,324	115
2005	25	13			2	4	7	131,757	37
2004	3	3					2	11,695	183
2003	6	5					3	24,696	128
2002	1	1					1	9,350	180
2001	1	1						1,105	316
1998	3	2					1	2,333	196
1996	1								
1994	2	2					2	3,971	149
1993	1	1						960	212
Total	120	70		1	2	9	32	493,591	163

TOP TOURNAMENT SUMMARY

Tournament	'92	'94	'95	'96	'97	'98	'99	'00	'01	'03	'04
The Masters			CUT								
US Open	CUT								CUT	T28	
British Open											
PGA Championship		T73									
THE PLAYERS			T49		CUT			CUT			
TOUR Championship											
WGC-Accenture											
WGC-Cadillac											
WGC-Bridgestone											
WGC-HSBC Champions											
The Barclays		CUT		T31	CUT	CUT	T41	CUT	T52		
Deutsche Bank Championship										CUT	CUT
BMW Championship		CUT	DQ	CUT	CUT		5	CUT			

Ted Purdy (PER-dee)



EXEMPT STATUS: Past Champion

HEIGHT: 5-10

WEIGHT: 180

BIRTHDATE: August 15, 1973

BIRTHPLACE: Phoenix, AZ

RESIDENCE: Phoenix, AZ

FAMILY: Wife, Arlene Rebecca; Samuel (6/19/03), Andie Joanne (12/22/05)

SPECIAL INTERESTS: Stock market, skiing, boating, family time

EDUCATION: University of Arizona (1996, Finance)

TURNED PRO: 1996

Q-SCHOOL: 1998, 2008

Nationwide Tour Graduate (2003)

JOINED TOUR: 1999

PGA TOUR VICTORIES (1):

2005 EDS Byron Nelson Championship

BEST 2011 PGA TOUR FINSHES:

T55-HP Byron Nelson Championship.

INTERNATIONAL VICTORIES:

(1): 1997 Indian Masters [Asia]

2011 PGA TOUR HIGHLIGHTS:

Made one cut in six PGA TOUR starts, a T55 at the HP Byron Nelson Championship. It was the fewest starts on TOUR since making two in 2003. Claimed one top 25 in 12 starts on the Nationwide Tour.

PERSONAL:

Says his mother and grandfather started him in the game of golf while he was still in diapers...Leads Phoenix charity fund-raising golf tournament for A Stepping Stone Foundation, which educates underprivileged children and their families. TOUR players Jason Gore, Jerry Smith, Pat Perez, Kirk Triplett and Arizona Diamondbacks pitcher Brandon Webb are among those who have helped raise more than \$150,000 for the group...Lives in the same Fort Worth, TX, neighborhood as TOUR players J.J. Henry, Rory Sabbatini and Chad Campbell...Lists Jimmy Buffett as his hero...Coached for more than 25 years by Pam Barnett, one of the few female instructors on TOUR...Web site for his foundation is tedpurdyfoundation.org. Personal site is purds.com.

PLAYER STATISTICS:

Scoring Average	73.25	(N/A)
Driving Distance	297.8	(N/A)
Driving Accuracy Percentage	49.29%	(N/A)
Greens in Regulation Percentage	58.33%	(N/A)
Strokes Gained - Putting	.020	(N/A)

MISC STATISTICS:

CAREER PGA TOUR LOW ROUND/ROUND
61-2004 Valero Texas Open/1

LARGEST PGA TOUR PAYCHECK
\$1,116,000-2005 EDS Byron Nelson Championship/1

HIGHEST OWGR RANK
After 2005 Through Week Ending: 01/02/2006/64

PGA TOUR CAREER SUMMARY

Year	Events Played	Cuts Made	1st	2nd	3rd	Top 10	Top 25	FedExCup Pts	FedExCup Rank	Earnings	Money Rank
2011	6	1						245	245	14,820	248
2010	30	12					2	160	160	307,677	177
2009	30	21				1	5	93	93	838,707	100
2008	25	10				1	1	180	180	248,207	191
2007	33	19				1	8	103	103	758,734	127
2006	33	17				3	10			1,216,428	76
2005	34	28	1		1	3	7			2,198,368	24
2004	35	22		2		4	12			1,636,876	36
2003	2										
2000	1	1					1			72,000	
1999	27	8								46,660	230
1998	1										
Total	257	139	1	2	1	13	46			7,338,479	164

NATIONWIDE TOUR CAREER SUMMARY

Year	Events Played	Cuts Made	1st	2nd	3rd	Top 10	Top 25	Earnings	Money Rank
2011	12	4					1	10,071	179
2010	1	1						2,139	265
2008	1								
2003	25	16	1			6	11	206,584	15
2002	23	10					3	31,211	113
2000	23	8				2	3	45,176	92
1999	1								
1997	4	2					1	2,600	176
1996	1								
Total	91	41	1			8	19	297,781	287

TOP TOURNAMENT SUMMARY

Tournament	'99	'04	'05	'06	'07	'09	'10
The Masters			CUT	T32			
US Open			T33	T26			
British Open			T74	CUT			
PGA Championship		CUT	T10	CUT	CUT		
THE PLAYERS			T56	CUT	T16		CUT
TOUR Championship			T17				
WGC-Accenture							
WGC-Cadillac			66				
WGC-Bridgestone			DQ				
WGC-HSBC Champions							
The Barclays	DQ	T32		CUT	CUT	CUT	
Deutsche Bank Championship		CUT	T60		CUT	CUT	
BMW Championship	T49	CUT	T40				

Michael Putnam



EXEMPT STATUS: Qualifying Tournament/Nationwide Tour Medical

HEIGHT: 6-4

WEIGHT: 215

BIRTHDATE: June 1, 1983

BIRTHPLACE: Tacoma, WA

RESIDENCE: Lakewood, WA;

FAMILY: Wife, Kristina; Jantzen Michael (10/20/10)

SPECIAL INTERESTS: Basketball

EDUCATION: Pepperdine University (2005, Business Administration)

TURNED PRO: 2005

Q-SCHOOL: 2010

Nationwide Tour Graduate (2006, 2010)

JOINED TOUR: 2006

PGA TOUR BEST FINISHES:

T4--2005 Buick Championship

BEST 2011 PGA TOUR FINSHES:

T12--John Deere Classic.

NATIONAL TEAMS:

Palmer Cup (1), 2005; Walker Cup (1), 2005

2011 PGA TOUR HIGHLIGHTS:

Will play on a Major Medical Extension in 2012. Will have four events to earn \$269,766...His sea-

son came to an abrupt halt at the Reno-Tahoe Open when he had an MRI that revealed a fracture of a bone in his left wrist. The injury occurred in June while he was practicing. Before the injury, he matched his PGA TOUR career total of top-25 finishes, with four, the best showing a T12 at the John Deere Classic, where he posted four sub-par rounds for just the second time of the year...In his only Nationwide Tour start, claimed a T9 at the Chitimacha Louisiana Open.

PERSONAL:

Three brothers, Joel, Andrew and Nathan...Interests include basketball where he was first-team all-Washington as a high school senior.

PLAYER STATISTICS:

Scoring Average	70.99	(111)
Driving Distance	297.2	(41)
Driving Accuracy Percentage	54.72%	(171)
Greens in Regulation Percentage	64.37%	(127)
Strokes Gained - Putting	.451	(25)

MISC STATISTICS:

CAREER PGA TOUR LOW ROUND/ROUND

63--2005 Buick Championship/4

LARGEST PGA TOUR PAYCHECK

\$177,733--2005 Buick Championship/T4

HIGHEST OWGR RANK

After 2007 AT&T Pebble Beach National Pro-Am/198

PGA TOUR CAREER SUMMARY

Year	Events Played	Cuts Made	1st	2nd	3rd	Top 10	Top 25	FedExCup Pts	FedExCup Rank	Earnings	Money Rank
2011	21	13					4	136	136	398,400	153
2010	1	1								23,850	
2008	1										
2007	29	19					2	141	141	422,359	158
2005A	1										
2005	4	3				1	2			229,733	
Total	57	36				1	8			1,074,342	412

NATIONWIDE TOUR CAREER SUMMARY

Year	Events Played	Cuts Made	1st	2nd	3rd	Top 10	Top 25	Earnings	Money Rank
2011	1	1				1	1	14,000	164
2010	22	16	1		1	4	6	220,277	24
2009	27	17				1	5	83,308	73
2008	27	18				3	8	130,981	52
2007	1	1						2,070	296
2006	26	20		2	2	5	10	230,049	17
Total	104	73	1	2	3	14	30	680,685	91

TOP TOURNAMENT SUMMARY

Tournament	'05	'07	'11
The Masters			
US Open	CUT	T55	T45
British Open		CUT	
PGA Championship			
THE PLAYERS			
TOUR Championship			
WGC-Accenture			
WGC-Cadillac			
WGC-Bridgestone			
WGC-HSBC Champions			
The Barclays		CUT	
Deutsche Bank Championship	CUT		
BMW Championship			

Brett Quigley



EXEMPT STATUS: Veteran Member

HEIGHT: 5-11

WEIGHT: 160

BIRTHDATE: August 18, 1969

BIRTHPLACE: Fort Devens, MA

RESIDENCE: Jupiter, FL

FAMILY: Wife, Amy; Lillian, Lucinda

SPECIAL INTERESTS: Surfing, reading, cars, motorcycles

EDUCATION: University of South Carolina (1991)

TURNED PRO: 1991

Q-SCHOOL: 2002

Nationwide Tour Graduate (1996)

JOINED TOUR: 1997

PGA TOUR BEST FINISHES:

T2–2001 Greater Greensboro Chrysler Classic. T2–2004 U.S. Bank Championship in Milwaukee. T2–2009 Puerto Rico Open presented by Banco Popular. T2–2009 Transitions Championship. T2–2009 John Deere Classic

BEST 2011 PGA TOUR FINSHES:

T31–AT&T Pebble Beach National Pro-Am.

2011 PGA TOUR HIGHLIGHTS:

Made three cuts in 10 PGA TOUR starts, with his best finish a T31 at the AT&T Pebble Beach National Pro-Am in his first start of the season. In his lone Nationwide Tour start, was T31 at the BMW Charity Pro-Am.

PERSONAL:

Caddied for his uncle, Dana Quigley, a member of the Champions Tour, when Dana fired a 61 at the 1982 Greater Hartford Open...His dad, Paul, is one of New England's top amateur golfers.

PLAYER STATISTICS:

Scoring Average	72.28	(N/A)
Driving Distance	287.6	(N/A)
Driving Accuracy Percentage	62.80%	(N/A)
Greens in Regulation Percentage	54.23%	(N/A)
Strokes Gained - Putting	-.283	(N/A)

MISC STATISTICS:

CAREER PGA TOUR LOW ROUND/ROUND

62–2 times, most recent 2009 John Deere Classic/3

LARGEST PGA TOUR PAYCHECK

\$475,200–2009 Transitions Championship/T2

HIGHEST OWGR RANK

After 2006 Through Week Ending: 11/20/2006/56

PGA TOUR CAREER SUMMARY

Year	Events Played	Cuts Made	1st	2nd	3rd	Top 10	Top 25	FedExCup Pts	FedExCup Rank	Earnings	Money Rank
2011	10	3						220	220	56,825	222
2010	29	19				1	4	136	136	497,296	158
2009	28	17		3		3	4	71	71	1,412,780	62
2008	25	15				2	7	72	72	878,216	120
2007	25	16				1	5	77	77	717,411	130
2006	33	22			2	10	15			2,617,419	20
2005	31	18				2	9			998,155	80
2004	31	20		1		1	5			836,380	97
2003	27	19				2	7			786,294	82
2002	32	16				1	5			404,422	140
2001	21	13		1		6	8			956,934	56
2000	21	10				1	4			247,037	150
1999	22	12				2	3			209,318	152
1998	29	16				2	5			224,076	127
1997	34	21					4			172,023	128
1992	1										
1991	2	1								1,990	298
Total	401	238		5	2	34	85			11,016,575	108

NATIONWIDE TOUR CAREER SUMMARY

Year	Events Played	Cuts Made	1st	2nd	3rd	Top 10	Top 25	Earnings	Money Rank
2011	1	1						3,600	230
2001	4	4	1			2	2	101,776	47
2000	8	4		1	1	2	2	56,766	79
1999	1	1					1	2,500	181
1998	2								
1996	28	17	1	2		8	10	123,763	5
1995	4	2				1	1	9,540	124
1994	1								
1992	15	7					1	7,518	119
Total	64	36	2	3	1	13	17	305,464	279

TOP TOURNAMENT SUMMARY

Tournament	'97	'98	'99	'00	'01	'02	'03	'04	'05	'06	'07	'08
The Masters											51	
US Open				CUT	CUT		T28			CUT	CUT	T60
British Open										CUT	CUT	
PGA Championship					CUT			T37	CUT	CUT	T62	
THE PLAYERS						CUT		T42	T24	CUT	CUT	T6
TOUR Championship										T12		
WGC-Accenture											T33	
WGC-Cadillac										T9	T50	
WGC-Bridgestone												
WGC-HSBC Champions												
The Barclays	T51	T68	T54	T16	T69	T64	T69	T16	T17	T3	T25	T38
Deutsche Bank Championship							CUT	CUT	CUT	CUT	CUT	T21
BMW Championship	T42					CUT		T40	T5	CUT		

Tournament	'09	'10
The Masters		
US Open		
British Open		
PGA Championship	CUT	
THE PLAYERS	CUT	T58
TOUR Championship		
WGC-Accenture		
WGC-Cadillac		
WGC-Bridgestone		
WGC-HSBC Champions		
The Barclays	T67	
Deutsche Bank Championship	T61	
BMW Championship		

Fran Quinn



EXEMPT STATUS: Qualifying Tournament/Nationwide Tour Medical
HEIGHT: 6-0
WEIGHT: 175
BIRTHDATE: March 11, 1965
BIRTHPLACE: Worcester, MA
RESIDENCE: Holden, MA
FAMILY: Wife, Lori; Owen (7/22/98), Katie (9/8/00), Sean (4/30/02)

SPECIAL INTERESTS: Family, all sports
EDUCATION: Northwestern University (1987, Economics)
TURNED PRO: 1988
Q-SCHOOL: 1991
 Nationwide Tour Graduate (2009)
JOINED TOUR: 1992

PGA TOUR BEST FINISHES:

T9–1994 New England Classic

BEST 2011 PGA TOUR FINSHES:

T49–HP Byron Nelson Championship.

2011 PGA TOUR HIGHLIGHTS:

Will play with a Qualifying Tournament/Nationwide Tour Medical Extension that stems from stress fracture in his back in 2010. Has five events remaining to earn \$694,683 to equal No. 125 on the 2010 money list (Troy Merritt, \$786,977)...Made just four

cuts in 10 PGA TOUR starts...Finished T9 at the Chitimacha Louisiana Open on the Nationwide Tour for his lone top 10 on that tour.

PERSONAL:

Was a ski instructor during high school.

PLAYER STATISTICS:

Scoring Average	71.42	(N/A)
Driving Distance	296.2	(N/A)
Driving Accuracy Percentage	55.77%	(N/A)
Greens in Regulation Percentage	62.61%	(N/A)
Strokes Gained - Putting	-.103	(N/A)

MISC STATISTICS:

CAREER PGA TOUR LOW ROUND/ROUND
63–2011 Travelers Championship/2

LARGEST PGA TOUR PAYCHECK
\$32,040–2010 Mayakoba Golf Classic at Riviera Maya-Cancun/T23

HIGHEST OWGR RANK
 After 2010 Waste Management Phoenix Open/283

PGA TOUR CAREER SUMMARY

Year	Events Played	Cuts Made	1st	2nd	3rd	Top 10	Top 25	FedExCup Pts	FedExCup Rank	Earnings	Money Rank
2011	10	4						230	230	47,199	226
2010	7	2					1	226	226	45,096	226
2008	1										
1999	1										
1998	1	1								3,463	336
1997	1										
1996	3	1								2,616	353
1994	4	2				1	1			30,365	210
1993	4										
1992	25	6					1			36,155	191
1991	2	1								2,569	275
1990	2	2					1			16,824	216
1989	1										
1988	2										
Total	64	19				1	4			184,286	532

NATIONWIDE TOUR CAREER SUMMARY

Year	Events Played	Cuts Made	1st	2nd	3rd	Top 10	Top 25	Earnings	Money Rank
2011	10	3				1	2	22,630	138
2010	3	2	1			1	1	101,530	65
2009	28	14	1			1	7	191,467	25
2008	23	16				1	10	122,756	53
2007	26	13				1	3	55,357	101
2006	28	16				2	6	86,336	67
2005	22	13				2	6	65,455	77
2004	25	15				1	6	86,988	69
2003	25	15				2	7	82,327	60
2002	17	7				1	5	34,703	100
2001	23	12				1	8	61,015	66
2000	25	15	1			1	7	125,479	39
1999	26	12	1			3	9	106,751	18
1998	19	6					2	10,396	124
1997	1	1						400	276
1996	2	2					2	3,900	168
1995	2	1						490	261
1994	6	3					2	5,555	133
1992	1	1						850	245
1991	25	13		1		2	5	25,470	49
1990	1								
Total	338	180	4	1		20	88	1,189,856	11

TOP TOURNAMENT SUMMARY

Tournament	'92	'93	'94	'96
The Masters				
US Open	CUT		43	CUT
British Open			CUT	
PGA Championship				
THE PLAYERS				
TOUR Championship				
WGC-Accenture				
WGC-Cadillac				
WGC-Bridgestone				
WGC-HSBC Champions				
The Barclays	CUT	CUT		
Deutsche Bank Championship				
BMW Championship	CUT			

Alvaro Quiros (KEER-ohs)



EXEMPT STATUS: None/International Player

HEIGHT: 6-3

WEIGHT: 185

BIRTHDATE: January 21, 1983

BIRTHPLACE: Guadiro, Spain

RESIDENCE: Cadiz, Spain

FAMILY: Single

SPECIAL INTERESTS: Soccer, music, friends

PGA TOUR BEST FINISHES:

T6–2010 World Golf Championships-CA Championship. T6–2011 THE PLAYERS Championship

BEST 2011 PGA TOUR FINSHES:

T6–THE PLAYERS Championship.

INTERNATIONAL VICTORIES:

(7): 2006 Seville Open [Spain], Morson International Pro-Am Challenge [EurChall]. 2007 Alfred Dunhill Championship [Eur]. 2008 Portugal Masters [Eur]. 2009 Commercialbank Qatar Masters [Eur]. 2010 Open de Espana [Eur]. 2011 Omega Dubai Desert Classic [Eur], Dubai World Championship [Eur].

NATIONAL TEAMS:

World Cup (1), 2011; Seve Trophy (1), 2009; World Amateur Team Championship (1), 2004.

2011 PGA TOUR HIGHLIGHTS:

Closed the season sixth on the Race to Dubai standings. After finishing a distant second at the Commercialbank Qatar Masters, four strokes behind Thomas Bjorn, he came back the following week at the Omega Dubai Desert Classic and won on the European Tour for the fifth time in his career. In the final round at Emirates GC, he survived a triple bogey on the eighth hole, made a hole-in-one three holes later and then held off Anders Hansen and James Kingston by a stroke. The victory marked the fifth consecutive season he was won a European Tour title...Shared the first-round lead at the Masters Tournament with Rory McIlroy after firing a 7-under 65 and finished T27...Posted his second career top 10 and equaled his best result on the PGA TOUR, with a T6 at THE PLAYERS in just his second start at TPC Sawgrass...Had his another European Tour top five when he T5 at the Volvo World Match Play Championship...Appeared in his first OMEGA Mission Hills World Cup, playing with Miguel Angel Jimenez. Spain rallied to a final-round 67 in four-comes to jump into the top 10, with a T9...A week later, he entered the final round of the UBS Hong Kong Open with a one-stroke lead over Peter Hanson. He struggled on the final day at Hong Kong GC, shooting a 3-over 73 to T7...Putting his disappointment in Hong Kong behind him, he took the halfway lead a week later at the Dubai World Cham-

pionships, shot 70-67 on the weekend and won for the second time in Dubai in 10 months. It was his sixth European Tour title.

PERSONAL:

Coached by former Ryder Cup player and four-time European Tour champion José Rivero, whom he cites as one of the biggest influences on his career.

PLAYER STATISTICS:

Scoring Average	71.67	(N/A)
Driving Distance	313.3	(N/A)
Driving Accuracy Percentage	54.46%	(N/A)
Greens in Regulation Percentage	64.58%	(N/A)
Strokes Gained - Putting	-.555	(N/A)

MISC STATISTICS:

CAREER PGA TOUR LOW ROUND/ROUND

64–2009 World Golf Championships-CA Championship/2

LARGEST PGA TOUR PAYCHECK

\$287,375–2011 THE PLAYERS Championship/T6

HIGHEST OWGR RANK

After 2011 Franklin Templeton Shootout/21

PGA TOUR CAREER SUMMARY

Year	Events Played	Cuts Made	1st	2nd	3rd	Top 10	Top 25	FedExCup Pts	FedExCup Rank	Earnings	Money Rank
2011	8	6				1	1			363,567	
2010	9	6				1	3			232,464	
2009	9	5					3			65,579	
2008	2	2								45,066	
Total	28	19				2	7			706,676	

EUROPEAN TOUR 2011 SUMMARY

Year	Events Played	Cuts Made	1st	Earnings	Money Rank
2011	14	11	2	1,919,340	

ASIAN TOUR 2011 SUMMARY

Year	Events Played	Cuts Made	1st	Earnings	Money Rank
2011	1	1		70,950	

TOP TOURNAMENT SUMMARY

Tournament	'09	'10	'11
The Masters	CUT	CUT	T27
US Open	CUT	CUT	T54
British Open	CUT	T11	CUT
PGA Championship	T24	CUT	CUT
THE PLAYERS		T66	T6
TOUR Championship			
WGC-Accenture	T33	T33	T33
WGC-Cadillac	T13	T6	T64
WGC-Bridgestone	T15	T39	T53
WGC-HSBC Champions	T8	T53	T49
The Barclays			
Deutsche Bank Championship			
BMW Championship			

Chez Reavie



EXEMPT STATUS: 10th in 2011 FedExCup points
HEIGHT: 5-9
WEIGHT: 160
BIRTHDATE: November 12, 1981
BIRTHPLACE: Wichita, KS
RESIDENCE: Scottsdale, AZ

FAMILY: Wife, Amanda
SPECIAL INTERESTS: Cars
EDUCATION: Arizona State University
TURNED PRO: 2004
 Nationwide Tour Graduate (2007)
JOINED TOUR: 2008

PGA TOUR VICTORIES (1):

2008 RBC Canadian Open

BEST 2011 PGA TOUR FINSHES:

P2-Deutsche Bank Championship.

2011 PGA TOUR HIGHLIGHTS:

Began the season on a Major Medical Exemption and did not earn enough to extend his medical exemption, but wound up having a career year playing out of the Past Champion category. Made 18 of 27 cuts, with a career-best five top 10s and nine top 25s. Made his first start at the TOUR Championship by Coca-Cola, finishing No. 10 in the FedExCup standings...Finished T5 at the Crowne Plaza Invitational at Colonial, earning \$235,600 to give him \$444,876 for the season. Following Colonial, he had two tournaments remaining to make \$229,107 to play the remainder of the season fully-exempt of the top-125 category. Did not make the required money so he played the rest of the season as a

Past Champion in the reordered category. The top-10 finish is his first on TOUR since the 2009 Wyndham Championship...In July, he blistered TPC Deere Run in the second round with a tournament-low 62 en route to T5 honors. The 62 bettered his career PGA TOUR low round by two strokes...Finished T9 at the Wyndham Championship to record a career-best third top-10 finish...Entered the final hole of the Deutsche Bank Championship with a one-stroke lead over Webb Simpson before a bogey-6 led to a playoff, which he dropped when Simpson birdied the second extra hole. His first-career runner-up finish represented his fourth top 10 of the season and propelled him from No. 87 to No. 9 in the FedExCup standings to guarantee his first-ever trip to the TOUR Championship by Coca-Cola...Finished eighth at the BMW Championship in his second start in the Windy City (T33/2008). Was one of three players with four sub-par rounds.

PERSONAL:

Chez is short for Chesney, his middle name...Shot 66-64 in his first two rounds as a professional on

the PGA TOUR at the 2004 Michelin Championship at Las Vegas but followed with 75-85 to finish 72nd. Counts recording a 12 at the par-5 16th hole at TPC Summerlin in that final round as his most embarrassing moment saying, "It was a 'Tin Cup' moment. I hit about five balls in the water."

PLAYER STATISTICS:

Scoring Average	70.74	(76)
Driving Distance	293.5	(71)
Driving Accuracy Percentage	67.32%	(24)
Greens in Regulation Percentage	68.60%	(26)
Strokes Gained - Putting	-.100	(119)

MISC STATISTICS:

CAREER PGA TOUR LOW ROUND/ROUND
 62-2 times, most recent 2011 Crowne Plaza Invitational at Colonial/1

LARGEST PGA TOUR PAYCHECK
 \$900,000-2008 RBC Canadian Open/1

HIGHEST OWGR RANK
 After 2011 TOUR Championship by Coca-Cola/65

PGA TOUR CAREER SUMMARY

Year	Events Played	Cuts Made	1st	2nd	3rd	Top 10	Top 25	FedExCup Pts	FedExCup Rank	Earnings	Money Rank
2011	27	18		1		5	9	10	10	2,285,067	34
2010	15	6						187	187	112,994	204
2009	27	13				1	4	159	159	477,766	146
2008	30	21	1			2	2	57	57	1,444,102	71
2006	1										
2005	1										
2004A	1	1									
2004	1	1								7,840	
2003A	1										
2002A	1										
Total	105	60	1	1		8	15			4,327,769	235

NATIONWIDE TOUR CAREER SUMMARY

Year	Events Played	Cuts Made	1st	2nd	3rd	Top 10	Top 25	Earnings	Money Rank
2007	27	15	1		1	4	10	224,532	18
2006	22	17				1	9	93,713	63
2005	3	3				1	1	16,549	160
Total	52	35	1		1	6	20	334,793	245

TOP TOURNAMENT SUMMARY

Tournament	'02	'03	'04	'08	'09	'11
The Masters	CUT				CUT	
US Open		CUT	T62			T45
British Open						
PGA Championship				T60		
THE PLAYERS					T60	
TOUR Championship						T26
WGC-Accenture						
WGC-Cadillac						
WGC-Bridgestone				T52		
WGC-HSBC Champions						68
The Barclays				CUT		CUT
Deutsche Bank Championship				T63		P2
BMW Championship				T33		8

Kyle Reifers (RYE-furs)



EXEMPT STATUS: 16th on 2011 Nationwide Tour money list

HEIGHT: 6-2

WEIGHT: 175

BIRTHDATE: October 13, 1983

BIRTHPLACE: Columbus, OH

RESIDENCE: Charlotte, NC

FAMILY: Single

SPECIAL INTERESTS: Cars, sports

EDUCATION: Wake Forest University (2006, Religion)

TURNED PRO: 2006

Q-SCHOOL: 2006

Nationwide Tour Graduate (2011)

JOINED TOUR: 2007

PGA TOUR BEST FINISHES:

T12–2007 Arnold Palmer Invitational presented by MasterCard

NATIONAL TEAMS:

Walker Cup (1), 2005.

2011 PGA TOUR HIGHLIGHTS:

Finished with three top 10s in 23 starts on the Nationwide Tour, finishing a career-best No. 16 on the official money list and guaranteeing a return to the PGA TOUR for the first time since his rookie season in 2007...Opened the year with a T6 a the Panama Claro Championship where he shared the 36-hole lead...Added a T5 at The Rex Hospital Open, one of six players tied for the lead late in the final round. Played the final seven holes in

1-over par and wound up two shots back of winner Kyle Thompson...Finished T2 at the Nationwide Children's Hospital Invitational in his hometown of Columbus. Rolled in a critical 15-foot birdie putt on the 72nd hole to finish at 13-under par, one back of winner Harris English. Since English and John Peterson (T2) were both amateurs and ineligible to receive any prize money, he collected the first-place money of \$144,000, moving from No. 52 to No. 5 on the money list at the time.

PERSONAL:

Both of his parents are accomplished amateur players, evidenced by both winning Ohio State Amateurs (the same tournament Reifers won in 2004). His father, Randy, played golf at DePauw University, is a member of the Ohio Golf Hall of Fame and made the cut in the 2006 U.S. Senior Open, with a T47 finish. Randy played on the same college golf team as former Vice President Dan Quayle and TV golf ana-

lyst Mark Roling...Attended Watterson High School in Columbus, OH...Never travels without his briefcase...First car was a Jeep Cherokee. He now drives a Cadillac Escalade...Favorite college team is Wake Forest University. Favorite food is pizza and favorite athlete to watch is Michael Jordan...Enjoys visiting San Diego and lists Jack Nicklaus, Arnold Palmer and Tiger Woods as the players in his dream foursome...Has received instruction from Jerry Haas and Billy Harmon.

MISC STATISTICS:

CAREER PGA TOUR LOW ROUND/ROUND

64–2007 Zurich Classic of New Orleans/1

LARGEST PGA TOUR PAYCHECK

\$121,000–2007 Arnold Palmer Invitational presented by MasterCard/T12

HIGHEST OWGR RANK

After 2007 Zurich Classic of New Orleans/297

PGA TOUR CAREER SUMMARY

Year	Events Played	Cuts Made	1st	2nd	3rd	Top 10	Top 25	FedExCup Pts	FedExCup Rank	Earnings	Money Rank
2008	1										
2007	27	9					2	181	181	276,369	181
2006	1										
Total	29	9					2			276,369	

NATIONWIDE TOUR CAREER SUMMARY

Year	Events Played	Cuts Made	1st	2nd	3rd	Top 10	Top 25	Earnings	Money Rank
2011	23	12		1		3	9	233,677	16
2010	26	7		2		2	2	99,572	67
2009	27	15				3	6	120,318	56
2008	27	15			1	3	6	142,438	47
2007	4	2						4,820	241
2006	15	10	1			1	4	127,424	44
Total	122	61	1	3	1	12	27	728,249	73

TOP TOURNAMENT SUMMARY

Tournament	'06
The Masters	
US Open	
British Open	
PGA Championship	
THE PLAYERS	
TOUR Championship	
WGC-Accenture	
WGC-Cadillac	
WGC-Bridgestone	
WGC-HSBC Champions	
The Barclays	
Deutsche Bank Championship	CUT
BMW Championship	

Chris Riley



EXEMPT STATUS: Past Champion

HEIGHT: 5-11

WEIGHT: 160

BIRTHDATE: December 8, 1973

BIRTHPLACE: San Diego, CA

RESIDENCE: Las Vegas, NV

FAMILY: Wife, Michelle Louviere; Taylor Lynn (9/2/04), Rose Rene (6/7/06)

SPECIAL INTERESTS: San Diego Chargers

EDUCATION: University of Nevada-Las Vegas (1996, Communications)

TURNED PRO: 1996

Q-SCHOOL: 1998, 2008, 2009

Nationwide Tour Alumnus

JOINED TOUR: 1999

PGA TOUR VICTORIES (1):

2002 Reno-Tahoe Open

BEST 2011 PGA TOUR FINSHES:

T9-Sony Open in Hawaii.

NATIONAL TEAMS:

Ryder Cup (1), 2004; Walker Cup (1), 1995.

2011 PGA TOUR HIGHLIGHTS:

Made 13 of 25 cuts, with only on top 10 and two top-25 finishes. Since 1999, the only other season in which he had fewer than four top 25s was in 2005

(one)...One of 17 players to record all four rounds in the 60s at the Sony Open in Hawaii, finishing T9...Held the first-round co-lead at 6-under 66 with Rory McIlroy at the Memorial Tournament before finishing T30.

PERSONAL:

Brother Kevin was member of Nationwide Tour in 1998-99. Riley brothers were second of three sets of brothers to be Nationwide Tour members in same year, joining Tom and Curt Byrum (1994) and Brenden and Deane Pappas (2001)...Fred Brown, a retired teacher who coached the golf team at San Diego's Madison High when he was a student there, caddied for him in 1999 and 2000...Married Michelle Louviere on December 14, 2002 in New Orleans. Wife was an All-American golfer at LSU and played on the LPGA.

PLAYER STATISTICS:

Scoring Average	71.14	(128)
Driving Distance	279.3	(174)
Driving Accuracy Percentage	70.19%	(12)
Greens in Regulation Percentage	64.81%	(115)
Strokes Gained - Putting	-.264	(154)

MISC STATISTICS:

CAREER PGA TOUR LOW ROUND/ROUND

63-3 times, most recent 2009 Wyndham Championship/2

LARGEST PGA TOUR PAYCHECK

\$540,000-2002 Reno-Tahoe Open/1

HIGHEST OWGR RANK

After 2004 World Golf Championships-Accenture Match Play Championship/22

PGA TOUR CAREER SUMMARY

Year	Events Played	Cuts Made	1st	2nd	3rd	Top 10	Top 25	FedExCup Pts	FedExCup Rank	Earnings	Money Rank
2011	25	13				1	2	140	140	397,204	154
2010	24	12				3	7	100	100	1,001,582	90
2009	22	16				1	7	103	103	630,417	129
2008	17	9			1	1	4	164	164	388,850	166
2007	17	12					5	179	179	403,199	161
2006	27	16				1	4			495,314	150
2005	25	11					1			268,735	184
2004	23	17		1		3	6			1,292,732	56
2003	29	19		2	1	7	13			2,178,133	23
2002	28	23	1		1	5	14			2,032,979	23
2001	30	21		1		4	11			1,198,225	45
2000	28	20				4	7			660,707	71
1999	28	15				3	6			367,805	112
1996	1										
1995A	1										
Total	325	204	1	4	3	33	87			11,315,882	99

NATIONWIDE TOUR CAREER SUMMARY

Year	Events Played	Cuts Made	1st	2nd	3rd	Top 10	Top 25	Earnings	Money Rank
2011	1								
2009	1								
2008	5	3				2	2	29,278	130
2007	4	2	1			1	1	93,000	65
1998	24	11		2	1	4	5	74,239	35
Total	35	16	1	2	1	7	8	196,517	417

TOP TOURNAMENT SUMMARY

Tournament	'99	'00	'01	'02	'03	'04	'05	'06	'09	'10	'11
The Masters					T23	44	49				
US Open	CUT				CUT	T48					
British Open				T22	CUT	CUT	T67				
PGA Championship			T51	3	CUT	T4	T66	T41			
THE PLAYERS		T48	T58	T22	CUT	CUT	CUT				CUT
TOUR Championship				T26	4						
WGC-Accenture					T17	T33	T33				
WGC-Cadillac				T39	T28	T50					
WGC-Bridgestone					T4	T43	T58				
WGC-HSBC Champions											
The Barclays	CUT	71	T69			CUT	CUT		T46	CUT	
Deutsche Bank Championship										CUT	
BMW Championship				T5	CUT		CUT	CUT			

Alexandre Rocha (ROE-kuh)



EXEMPT STATUS: T24 at 2011 PGA TOUR Qualifying Tournament

HEIGHT: 6-0

WEIGHT: 176

BIRTHDATE: November 21, 1977

BIRTHPLACE: Sao Paulo, Brazil

RESIDENCE: Sao Paulo, Brazil

FAMILY: Wife, Jennifer; Rafael Ballard (7/19/10)

SPECIAL INTERESTS: Wine, cooking, interior design, sports

EDUCATION: Mississippi State University (2000, Marketing)

TURNED PRO: 2000

JOINED TOUR: 2011

PGA TOUR BEST FINISHES:

T20–2011 Children’s Miracle Network Hospitals Classic

BEST 2011 PGA TOUR FINSHES:

T20–Children’s Miracle Network Hospitals Classic.

INTERNATIONAL VICTORIES:

(9) 2000 San Fernando Open [Br]. 2001 Rabobank Masters de Chile [TLA]. 2002 Sofitel Rio de Janeiro Pro-Am [Br]. 2003 Brasilia DF Open [Br], Club de Campo Open [Br], Curitiba Open [Br], Casino de Charlevoix Cup [with Bryn Parry] [Can]. 2006 European Tour Qualifying School Final Stage (tie) [Eur]. 2008 Marbella Open (Chile).

2011 PGA TOUR HIGHLIGHTS:

PGA TOUR rookie made 22 starts, with his lone top-25 coming in his last start of the year, at the Children’s Miracle Network Hospitals Classic. Four sub-par rounds led to a T20...Claimed a pair of top 25s in four Nationwide Tour starts...In December, he finished T24 at the PGA TOUR Qualifying Tournament to earn a return to the PGA TOUR for his sophomore season in 2012.

PERSONAL:

Credits Brazil being awarded the 2016 Summer Olympics as turning his career around. After the announcement, he changed his instructor, manager and equipment...Current golf instructor is Jason Birnbaum. Biggest thrill in golf is hitting a 3-iron to 1 foot...Spending time with his son is his biggest thrill outside of golf. Would most like to play Muirfield Village GC in Dublin, OH, home of the Memorial Tournament and the 2013 Presidents Cup...Never travels without his iPod. Favorite college team is Mississippi State. Favorite professional teams are

the Orlando Magic and New York Giants...Favorite TV show is “Friday Night Lights.” Favorite movie is “Ocean’s Eleven.” Lists Brazilian barbecue as his favorite food.

PLAYER STATISTICS:

Scoring Average	71.26	(137)
Driving Distance	290.9	(96)
Driving Accuracy Percentage	62.23%	(88)
Greens in Regulation Percentage	68.23%	(29)
Strokes Gained - Putting	.009	(103)

MISC STATISTICS:

CAREER PGA TOUR LOW ROUND/ROUND

65–2 times, most recent 2011 Travelers Championship/1

LARGEST PGA TOUR PAYCHECK

\$47,411–2011 Children’s Miracle Network Hospitals Classic/T20

HIGHEST OWGR RANK

After 2007 John Deere Classic/415

PGA TOUR CAREER SUMMARY

Year	Events Played	Cuts Made	1st	2nd	3rd	Top 10	Top 25	FedExCup Pts	FedExCup Rank	Earnings	Money Rank
2011	22	11					1	188	188	225,026	184
2010	1	1								12,040	
2003	1										
2002	1										
2001	1										
Total	26	12					1			237,066	519

NATIONWIDE TOUR CAREER SUMMARY

Year	Events Played	Cuts Made	1st	2nd	3rd	Top 10	Top 25	Earnings	Money Rank
2011	4	3					2	16,004	157
2004	1								
2003	3	1						1,091	359
2001	1	1						1,361	282
Total	9	5					2	18,456	992

TOP TOURNAMENT SUMMARY

Tournament	'11
The Masters	
US Open	T68
British Open	
PGA Championship	
THE PLAYERS	
TOUR Championship	
WGC-Accenture	
WGC-Cadillac	
WGC-Bridgestone	
WGC-HSBC Champions	
The Barclays	
Deutsche Bank Championship	
BMW Championship	

John Rollins



EXEMPT STATUS: 64th on 2011 money list

HEIGHT: 6-0

WEIGHT: 200

BIRTHDATE: June 25, 1975

BIRTHPLACE: Richmond, VA

RESIDENCE: Colleyville, TX

FAMILY: Wife, Heather; Isabella Armain (7/16/03), Georgia Faith (12/3/07)

SPECIAL INTERESTS: Playing guitar, billiards, wine

EDUCATION: Virginia Commonwealth University (1997, Mass Communications)

TURNED PRO: 1997

Q-SCHOOL: 1999

Nationwide Tour Graduate (2001)

JOINED TOUR: 2000

PGA TOUR VICTORIES (3):

2002 Bell Canadian Open. 2006 B.C. Open presented by Turning Stone Resort. 2009 Legends Reno-Tahoe Open

BEST 2011 PGA TOUR FINSHES:

T2--Travelers Championship.

2011 PGA TOUR HIGHLIGHTS:

Turned in another solid year, with four top 10s and seven top 25s. Made 15 of 27 cuts to finish 64th on the money list...Making his 10th career start at the HP Byron Nelson Championship, he recorded his best finish, with a T6 effort. Rounds of 68-70-71-71 left him three strokes out of the Keegan Bradley-Ryan Palmer playoff. It was his first top 10 since a T3 at the 2010 Wyndham Championship...Posted a final-round, 7-under 63 to finish a season-best T2

at the Travelers Championship. It was his best finish on TOUR since winning the 2009 Reno-Tahoe Open. The runner-up finish is the eighth of his career. His 63 equals the lowest final-round score of his career, set first at the 2000 Greater Milwaukee Open (finished T9) and later at the 2007 Waste Management Phoenix Open (finished second). The Travelers Championship start was his eighth, with a T25 in 2005 his previous-best finish...Following his finish in Cromwell, played his next seven events with just one top-30 finish. Rallied in the Fall Series at the Frys.com Open, where he claimed solo sixth-place honors. The finish in San Martin marked his first top-10 in a Fall Series event...Ended the season two week's later with another top-10 finish in the Fall Series. Closed with a final-round, bogey-free, 5-under 67 to net T6 honors in his 10th career start at the Children's Miracle Network Hospitals Classic.

PERSONAL:

Teamed with Virginia Commonwealth basketball coach Shaka Smart to host a charity fundraiser in

both 2009 and 2010. The event has been at the Salisbury CC in Midlothian, VA...Plays the guitar.

PLAYER STATISTICS:

Scoring Average	70.58	(60)
Driving Distance	296.7	(46)
Driving Accuracy Percentage	66.84%	(28)
Greens in Regulation Percentage	69.08%	(16)
Strokes Gained - Putting	-.112	(123)

MISC STATISTICS:

CAREER PGA TOUR LOW ROUND/ROUND
62--2009 Legends Reno-Tahoe Open/2

LARGEST PGA TOUR PAYCHECK
\$720,000--2002 Bell Canadian Open/1

HIGHEST OWGR RANK
After 2007 Zurich Classic of New Orleans/40

PGA TOUR CAREER SUMMARY

Year	Events Played	Cuts Made	1st	2nd	3rd	Top 10	Top 25	FedExCup Pts	FedExCup Rank	Earnings	Money Rank
2011	27	15		1		4	7	92	92	1,370,566	64
2010	26	15			1	2	10	77	77	1,182,736	75
2009	27	18	1	2		4	7	45	45	2,269,475	28
2008	28	18		1		2	6	96	96	1,016,032	103
2007	29	23		2		4	13	46	46	2,488,891	24
2006	28	18	1			4	7			1,498,828	57
2005	30	18		1		1	8			852,147	99
2004	29	18				2	7			737,957	109
2003	27	17		1		5	8			1,612,314	39
2002	34	27	1			6	15			1,956,565	25
2000	27	8				1	2			169,570	171
1998	1										
Total	313	195	3	8	1	35	90			15,155,080	61

NATIONWIDE TOUR CAREER SUMMARY

Year	Events Played	Cuts Made	1st	2nd	3rd	Top 10	Top 25	Earnings	Money Rank
2001	25	17	1		2	6	14	242,841	6
2000	3								
1999	20	6			1	1	4	28,736	82
1998	1								
1997	2								
Total	51	23	1		3	7	18	271,577	312

TOP TOURNAMENT SUMMARY

Tournament	'00	'02	'03	'04	'05	'06	'07	'08	'09	'10	'11
The Masters			47	CUT			T20	CUT		CUT	
US Open			T53	T48	CUT	CUT	T42	T48		CUT	
British Open			70				CUT	T70			
PGA Championship		CUT	CUT		T40	CUT	CUT		T24		T51
THE PLAYERS			CUT	CUT	CUT	T8	T58	CUT	T37	T13	CUT
TOUR Championship		T13					25				
WGC-Accenture				T33			T33				
WGC-Cadillac		T43					T28	T20	T70		
WGC-Bridgestone			T67				T30				
WGC-HSBC Champions											
The Barclays	CUT	T50	P2	T55	T63	T42	T54	CUT	T73	CUT	CUT
Deutsche Bank Championship				T4	T15	T40	T47	T40	CUT	T45	T68
BMW Championship	CUT	T27		T17	CUT	CUT	56		T38		

Andres Romero



EXEMPT STATUS: 70th on 2011 money list

HEIGHT: 5-10

WEIGHT: 165

BIRTHDATE: May 8, 1981

BIRTHPLACE: Tucuman, Argentina

RESIDENCE: Yerba Buena, Argentina

FAMILY: Single

SPECIAL INTERESTS: Soccer, moutain biking

TURNED PRO: 1998

JOINED TOUR: 2008

PGA TOUR VICTORIES (1):

2008 Zurich Classic of New Orleans

BEST 2011 PGA TOUR FINSHES:

3-RBC Canadian Open.

INTERNATIONAL VICTORIES:

(8): 2003 Cable and Wireless Masters Panama, Abierto de Medellin [Arg]. 2005 Roberto De Vicenzo Classic [Arg], Morson International Pro-Am Challenge [EurChall]. 2006 Masters Tournament Personal Cup [Arg]. 2007 The Deutsche Bank Players' Championship of Europe [Eur]. 2010 Abierto Visa del Centro [TLA], Torneo de Maestros Copa Personal [TLA].

NATIONAL TEAMS:

World Cup (2), 2006, 2007.

2011 PGA TOUR HIGHLIGHTS:

Had best FedExCup finish (66th) and money-list finish (70th) since 2008. Made 17 of 22 cuts and recorded a career-best four top-10 finishes...First top-10 of the season came at the Zurich Classic of New Orleans, where he claimed his first TOUR victory in 2008. On the strength of a final-round, 4-under 68, finished T8...Second top-10 came in June at the Travelers Championship, where he opened with a 6-under 64 at TPC River Highlands. Finished T6...At Shaughnessy G&CC, finished one stroke behind Sean O'Hair and Kris Blanks in his first start at the RBC Canadian Open to claim third place...One week later, continued fine play with T4 finish at The Greenbrier Classic, closing with rounds of 66-65. Fourth top-10 showing of the year established a new career best.

PERSONAL:

No relation to his famous countryman, Champions Tour player Eduardo...Took up golf at age 8 after being bedridden and on a strict diet with a kidney disease. Started caddying at The Jockey

Club outside Buenos Aires, Argentina before playing. Turned pro at age 16...Coached by his uncle, Miguel Romero...Nickname is Pigu...Was forced to give up his favorite hobby, monocycling, when he turned professional because it was deemed too dangerous.

PLAYER STATISTICS:

Scoring Average	70.50	(54)
Driving Distance	294.7	(61)
Driving Accuracy Percentage	57.80%	(141)
Greens in Regulation Percentage	63.41%	(146)
Strokes Gained - Putting	.462	(24)

MISC STATISTICS:

CAREER PGA TOUR LOW ROUND/ROUND

63-2009 Frys.com Open/4

LARGEST PGA TOUR PAYCHECK

\$1,116,000-2008 Zurich Classic of New Orleans/1

HIGHEST OWGR RANK

After 2008 Shell Houston Open/21

PGA TOUR CAREER SUMMARY

Year	Events Played	Cuts Made	1st	2nd	3rd	Top 10	Top 25	FedExCup Pts	FedExCup Rank	Earnings	Money Rank
2011	22	17			1	4	5	66	66	1,313,133	70
2010	21	16				2	6	69	69	979,170	92
2009	20	11			1	2	4	132	132	789,305	106
2008	20	15	1			3	4	28	28	2,064,612	36
2007	3	2			1	2	2			596,414	
2006	2	1				1	1			177,225	
Total	88	62	1		3	14	22			5,919,858	193

NATIONWIDE TOUR CAREER SUMMARY

Year	Events Played	Cuts Made	1st	2nd	3rd	Top 10	Top 25	Earnings	Money Rank
2005	1	1					1	4,305	234
2004	1								
Total	2	1					1	4,305	

TOP TOURNAMENT SUMMARY

Tournament	'06	'07	'08	'09	'10	'11
The Masters			T8	T49		
US Open			T36	T47		
British Open	T8	3	T32	T13		
PGA Championship	CUT	CUT	T7	CUT		T45
THE PLAYERS			CUT	CUT	T10	T39
TOUR Championship			T27			
WGC-Accenture			T17	T33		
WGC-Cadillac			T30	T46		
WGC-Bridgestone		T6	T63			
WGC-HSBC Champions						
The Barclays			T55		T52	T64
Deutsche Bank Championship			T50		T11	T31
BMW Championship			T44		T60	T56

Justin Rose



EXEMPT STATUS: Multiple tournament winner (through 2014)
HEIGHT: 6-3
WEIGHT: 195
BIRTHDATE: July 30, 1980
BIRTHPLACE: Johannesburg, South Africa

RESIDENCE: London, England
FAMILY: Wife, Kate; Leo Kenny (2/21/09)
SPECIAL INTERESTS: Tennis, football, cars, architecture, movies
TURNED PRO: 1998
JOINED TOUR: 2004

PGA TOUR VICTORIES (3):

2010 the Memorial Tournament presented by Nationwide Insurance. 2010 AT&T National. 2011 BMW Championship

BEST 2011 PGA TOUR FINSHES:

1-BMW Championship.

INTERNATIONAL VICTORIES:

(6): 2002 Dunhill Championship [Eur], Chunichi Crowns [Jpn], Nashau Masters [SAf], Victor Chandler British Masters [Eur]. 2006 Australian Masters [Aus]. 2007 Volvo Masters.

NATIONAL TEAMS:

Ryder Cup (1), 2008; World Cup (3), 2002, 2003, 2011; Seve Trophy (2), 2003, 2007; Walker Cup (1), 1997.

2011 PGA TOUR HIGHLIGHTS:

Picked up his third win on TOUR, at the BMW Championship, to propel him to a career-best fifth-place finish in the FedExCup. Made 18 of 23 cuts and had a career-best with 13 top-25 finishes...Finished T9 at the Northern Trust Open to post first top 10 of the season...Held a 1-shot lead through 54 holes at the Transitions Championship at 13-under-par, but

faded to a T5, his second top 10 of the year, with a final round 74. Consecutive 65s in the second and third rounds were his lowest back-to-back rounds on TOUR since he shot 64-62 in the first two rounds of the 2010 Travelers Championship...Finished T3 at the Arnold Palmer Invitational, thanks to a final-round 68 and a birdie on the 72nd hole to finish two behind champion Martin Laird...Next top-10 finish came 11 starts later and in the season's first PGA TOUR Playoffs event, a T6 at The Barclays with rounds of 67-65-67...Entered the BMW Championship No. 34 in the FedExCup standings and moved to No. 3 with his third-career victory, securing his spot in the following week's TOUR Championship by Coca-Cola. Opened the event with an 8-under 63, equaling the best opening round in BMW Championship history. He held at least a share of the lead the rest of the way en route to becoming the first European winner of a PGA TOUR Playoffs event and the first to win the BMW Championship since Harry Cooper in 1934. The final round was nip and tuck most of the day with John Senden, but he secured the deal with a chip-in for birdie on the par-4 17th hole from 35 feet, 10 inches on his way to an even-par 71 and a two-stroke victory over Senden. The win was just the second in eight attempts when he's taken the lead/co-lead into the final round on the PGA TOUR...Enjoyed his 13th top-25 finish of the season when he shot a final-round 66 at the World Golf Championships-HSBC Champions to move up the leaderboard into a T7 in Shanghai...A week later, at the rain-shortened Barclays Singapore Open, he had all three rounds in the 60s to T9...Playing in his third World Cup, he joined with Ian Poulter to represent England on the way to a T2 finish. Came from

well behind the pack on the strength of a foursomes 63 Sunday at Mission Hills GC's Blackstone Course.

PERSONAL:

Moved to England from South Africa at age 5, when he started to play seriously at Hartley Wintney GC near his Hampshire home. First swung a club in back garden at 11 months when dad, Ken, handed him a plastic club. Broke 70 for the first time at age 11. Handicap of plus-1 at age 14...Father, Ken, passed away in September 2002, and he is remembered via the Ken Rose Foundation (kenrosefoundation.com)...Web site is justinrose.com.

PLAYER STATISTICS:

Scoring Average	70.33	(36)
Driving Distance	290.6	(99)
Driving Accuracy Percentage	63.27%	(74)
Greens in Regulation Percentage	69.48%	(10)
Strokes Gained - Putting	.042	(96)

MISC STATISTICS:

CAREER PGA TOUR LOW ROUND/ROUND
60-2006 FUNAI Classic at the WALT DISNEY WORLD Resort/1

LARGEST PGA TOUR PAYCHECK
\$1,440,000-2011 BMW Championship/1

HIGHEST OWGR RANK
After 2008 Stanford St. Jude Championship/6

PGA TOUR CAREER SUMMARY

Year	Events Played	Cuts Made	1st	2nd	3rd	Top 10	Top 25	FedExCup Pts	FedExCup Rank	Earnings	Money Rank
2011	23	18	1		1	5	12	5	5	3,401,420	18
2010	22	16	2		1	4	12	15	15	3,603,331	9
2009	22	15				2	8	85	85	1,125,518	83
2008	15	10		1		2	6	114	114	1,047,854	99
2007	16	15		1	1	7	11	16	16	2,705,875	19
2006	28	21		1		5	11			1,629,288	47
2005	28	22			2	3	11			1,365,191	55
2004	22	18				4	10			1,236,764	62
2003	11	9			1	2	3			599,874	
2002	4	4				1	3			94,816	
2001	1	1								30,756	
1999	1										
1998A	1	1				1	1				
Total	194	150	3	3	6	36	88			16,840,687	47

EUROPEAN TOUR 2011 SUMMARY

Year	Events Played	Cuts Made	1st	Earnings	Money Rank
2011	3	2		85,338	

ASIAN TOUR 2011 SUMMARY

Year	Events Played	Cuts Made	1st	Earnings	Money Rank
2011	2	1		127,200	

TOP TOURNAMENT SUMMARY

Tournament	'98	'99	'01	'02	'03	'04	'05	'06	'07	'08	'09	'10
The Masters					T39	T22			T5	T36	T20	
US Open					T5	CUT			T10	CUT	CUT	
British Open	T4	CUT	T30	T22	CUT				T12	T70	T13	CUT
PGA Championship				T23	CUT	CUT		T41	T12	T9	CUT	CUT
THE PLAYERS					T39	T58	CUT	CUT		CUT	T22	CUT
TOUR Championship									T11			T15
WGC-Accenture					T17	T33			T5	T33	T33	
WGC-Cadillac				T46	T28					T15	T20	
WGC-Bridgestone				5	T33				T2	T27	T29	T19
WGC-HSBC Champions												
The Barclays							T61	CUT	T14		T41	T15
Deutsche Bank Championship					3	T29	T27	T4	CUT		T54	CUT
BMW Championship							CUT	T19	T5			T21

Tournament	'11
The Masters	T11
US Open	CUT
British Open	T44
PGA Championship	CUT
THE PLAYERS	T45
TOUR Championship	T20
WGC-Accenture	T17
WGC-Cadillac	T42
WGC-Bridgestone	T33
WGC-HSBC Champions	T7
The Barclays	T6
Deutsche Bank Championship	T68
BMW Championship	1

Rory Sabbatini (SAB-ih-TEE-knee)



EXEMPT STATUS: 2011 tournament winner (through 2013)

HEIGHT: 5-10

WEIGHT: 165

BIRTHDATE: April 2, 1976

BIRTHPLACE: Durban, South Africa

RESIDENCE: Fort Worth, TX

FAMILY: Wife, Amy; Harley Aiden (8/28/03), Tylie Jo (8/3/05), Bodhi Mac (9/19/10)

SPECIAL INTERESTS: Playing video games, spending time with family

EDUCATION: University of Arizona

TURNED PRO: 1998

Q-SCHOOL: 1998

JOINED TOUR: 1999

PGA TOUR VICTORIES (6):

2000 Air Canada Championship. 2003 FBR Capital Open. 2006 Nissan Open. 2007 Crowne Plaza Invitational at Colonial. 2009 HP Byron Nelson Championship. 2011 The Honda Classic

BEST 2011 PGA TOUR FINSHES:

1--The Honda Classic.

NATIONAL TEAMS:

The Presidents Cup (1), 2007; World Cup (6), 2002, 2003, 2004, 2006, 2008, 2009.

OTHER VICTORIES:

(1): 2003 World Golf Championships-World Cup [with Trevor Immelman].

2011 PGA TOUR HIGHLIGHTS:

Picked up sixth career win on TOUR, making 18 of 24 cuts and recording three top 10s...Finished T5 at the Mayakoba Golf Classic in his first career start at the event...One week later, making his first start

at The Honda Classic since a T9 finish in 2004, equaled a PGA National course record in the second round with a 6-under 64 en route to his sixth career PGA TOUR win. Entered the final round five strokes ahead of Y.E. Yang and Jerry Kelly and withstood a rally by both players to finish one ahead of Yang and two clear of Kelly with a final-round, even-par 70. Became the sixth international winner of the tournament since 2005, joining Pdraig Harrington (2005), Luke Donald (2006), Ernie Els (2008), Yang (2009) and Camilo Villegas (2010). Victory can be credited to his scrambling ability. Missed 25 greens in regulation but converted on 21 of those to lead all players, with an 84-percent success rate. Was also T2 in Putts Per Round, with 27, and led in Sand Saves (six for six)...Finished solo third at the Wells Fargo Championship, just one stroke out of the Lucas Glover-Jonathan Byrd playoff. Closed with rounds of 66-65 (13-under), the second-best final 36-hole score at the Wells Fargo Championship, behind only Rory McIlroy's 16-under 128 to win in 2010. Entered the week having missed the cut in his last two starts (Masters Tournament and Zurich Classic of New Orleans). Final-round 65 is his second-best round in nine starts at the Wells Fargo Championship. Recorded his previous-best finish there in 2007 (T3), which included a third-round, 8-under 64.

PERSONAL:

Raised in South Africa, began playing at age 4...Travels throughout the season in a tour bus with his family...Enjoys watching all sports and spends most off time at lake boating and fishing...Donates money to many charities that support injured soldiers and their families...Recently set up the HARTS HOPE Foundation that allows his family to give back to community.

PLAYER STATISTICS:

Scoring Average	70.46	(51)
Driving Distance	292.5	(78)
Driving Accuracy Percentage	56.74%	(156)
Greens in Regulation Percentage	65.84%	(85)
Strokes Gained - Putting	-.379	(159)

MISC STATISTICS:

CAREER PGA TOUR LOW ROUND/ROUND

62--2 times, most recent 2007 Crowne Plaza Invitational at Colonial/3

LARGEST PGA TOUR PAYCHECK

\$1,170,000--2009 HP Byron Nelson Championship/1

HIGHEST OWGR RANK

After 2008 Arnold Palmer Invitational presented by MasterCard/8

PGA TOUR CAREER SUMMARY

Year	Events Played	Cuts Made	1st	2nd	3rd	Top 10	Top 25	FedExCup Pts	FedExCup Rank	Earnings	Money Rank
2011	24	18	1		1	3	9	35	35	2,420,655	27
2010	26	15		1		3	6	48	48	1,546,808	54
2009	25	17	1	1		4	9	34	34	2,752,291	18
2008	23	17		1	1	3	6	69	69	1,559,277	56
2007	23	18	1	2	3	10	13	5	5	4,550,040	6
2006	24	19	1	2		5	10			2,861,751	12
2005	26	15				3	6			920,988	89
2004	26	19		2	2	7	13			2,500,397	16
2003	27	20	1			5	6			1,604,701	41
2002	23	13		1		4	6			936,664	68
2001	23	13		2		3	3			1,038,590	52
2000	26	16	1	1		3	7			1,262,535	36
1999	27	13			2	2	5			381,322	108
Total	323	213	6	13	9	55	99			24,336,018	22

TOP TOURNAMENT SUMMARY

Tournament	'99	'00	'01	'02	'03	'04	'05	'06	'07	'08	'09	'10
The Masters			CUT	CUT			CUT	T36	T2	CUT	T20	CUT
US Open		CUT			CUT	CUT	T71	CUT	T51	T58	CUT	CUT
British Open			T54		T53	T66	CUT	T26	CUT	CUT	CUT	
PGA Championship		77	CUT	CUT	68	CUT	T74	CUT	CUT	T39	T67	CUT
THE PLAYERS		CUT	CUT	CUT	CUT	T42	CUT	CUT	T44	T27	CUT	T39
TOUR Championship						T10		T22	T9			
WGC-Accenture				T33			T9	T33	T17	T33	T33	T33
WGC-Cadillac						T21		T41	T35	T70	T53	
WGC-Bridgestone					T51	T2	T28	T36	T2	T27	T45	
WGC-HSBC Champions											T45	
The Barclays	CUT		CUT		T43	PT2	W/D	CUT	3	T24	CUT	T5
Deutsche Bank Championship									T6	CUT	CUT	CUT
BMW Championship	CUT		T5	T27	CUT				T10	T44	T18	T50

Tournament	'11
The Masters	CUT
US Open	T30
British Open	T54
PGA Championship	T74
THE PLAYERS	T26
TOUR Championship	
WGC-Accenture	
WGC-Cadillac	T28
WGC-Bridgestone	T48
WGC-HSBC Champions	T29
The Barclays	T18
Deutsche Bank Championship	T68
BMW Championship	T59

Charl Schwartzel (CHAR-ul SCHWORT-zul)



EXEMPT STATUS: Winner, 2011 Masters Tournament (through 2016)
HEIGHT: 5-11
WEIGHT: 160
BIRTHDATE: August 31, 1984
BIRTHPLACE: Johannesburg, South Africa

RESIDENCE: Verceeniging, South Africa
FAMILY: Wife, Rosalind
SPECIAL INTERESTS: Hunting, cars
TURNED PRO: 2002
JOINED TOUR: 2010

PGA TOUR VICTORIES (1):

2011 Masters Tournament

BEST 2011 PGA TOUR FINSHES:

1—Masters Tournament.

INTERNATIONAL VICTORIES:

(6): 2005 Dunhill Championship [Eur]. 2006 Vodacom Tour Championship [SAf]. 2007 Open de Espana [Eur]. 2010 Africa Open [Eur], Joburg Open [Eur]. 2011 Joburg Open [Eur].

NATIONAL TEAMS:

The Presidents Cup (1), 2011; World Cup (1), 2011.

2011 PGA TOUR HIGHLIGHTS:

Won his first major at the Masters, while making the cut in all 15 of his starts on TOUR. Had 10 top-25 finishes and three top-10s. Finished 32nd in the FedExCup to just miss a trip to the TOUR Championship by Coca-Cola. Was fourth in the Race to Dubai standings on the European Tour...Fifty years after fellow countryman Gary Player became the first international winner of the green jacket, capped off a final-round, 6-under 66 and a two-stroke victory at the 75th Masters Tournament over Aussies Jason Day and Adam Scott. Became the first Masters winner to birdie the final four holes, and the first to play the final four holes in 4-under since Jack Nicklaus (eagle-birdie-birdie-par) did so 25 years earlier in 1986. Became the seventh major champi-

onship winner from South Africa and the third to win the Masters, joining Gary Player (1961, 1974 and 1978) and Trevor Immelman (2008). Entered the final round four strokes behind Rory McIlroy and then turned in the largest come-from-behind win at the Masters since Nick Faldo came from six down to defeat Greg Norman in 1996, coming out on top on a day where as many as five players shared the lead at one point. Is just the second champion in the last 21 years to win the Masters without playing in the final pairing, joining Zach Johnson in 2007. Winning score of 14-under 274 is the lowest by an international champion at the Masters and equals the sixth lowest of all time...Shot a final-round 67 to roll to a four-stroke win over fellow South African Garth Mulroy at the Joburg Open. With the win, he became only the third South African to successfully defend a European Tour title, joining Ernie Els and Trevor Immelman...Opened his season in his native South Africa with a T4 at the Africa Open in East London. Shot a final-round 70 at East London GC to finish one stroke out of the three-man playoff between Louis Oosthuizen, Manuel Quiros and Chris Wood, an extra session Oosthuizen won...Finished T9 at the U.S. Open, with a final round 66. Posted back-to-back top 10s in majors after going without one in his first 16 major starts. Finished T16 at the 2010 U.S. Open...In his first start at the RBC Canadian Open at difficult Shaughnessy G&CC, finished T9 with Spencer Levin, Patrick Cantlay and John Daly. It was his second consecutive top-10 finish in a national Open...Held a share of the second-round lead with Adam Scott and Bubba Watson at the Deutsche Bank Championship before rounds of 72-73 led to a T21 finish...After opening with a 2-under 70 at She-shan International GC in Shanghai, China, he shot three consecutive sub-70 rounds (69-69-65) to T4 at the World Golf Championships-HSBC Champions in November...One of four rookies on the International

Presidents Cup team, he recorded record of 3-1-1 in losing cause...In South Africa in early December, he fired a 6-under 282 to solo sixth at the Nedbank Golf Challenge...Tried to make a late charge at the Thailand Golf Championship but couldn't overcome Lee Westwood's big lead and eventually finished solo second, seven strokes back.

PERSONAL:

Favorites include filet steak and vacations to Mossel Bay in the western Cape province of South Africa. Favorite course to play is Leopard Creek CC in Mpumalanga, on the southern border of the Kruger National Park in South Africa. Says his idol is Angus Buchan, a farmer "who gave his life to God."

PLAYER STATISTICS:

Scoring Average	69.62	(7)
Driving Distance	297.0	(43)
Driving Accuracy Percentage	61.73%	(95)
Greens in Regulation Percentage	65.97%	(79)
Strokes Gained - Putting	.011	(102)

MISC STATISTICS:

CAREER PGA TOUR LOW ROUND/ROUND
66—7 times, most recent 2011 Masters Tournament/4

LARGEST PGA TOUR PAYCHECK
\$1,440,000—2011 Masters Tournament/1

HIGHEST OWGR RANK
 After 2011 Crowne Plaza Invitational at Colonial/7

PGA TOUR CAREER SUMMARY

Year	Events Played	Cuts Made	1st	2nd	3rd	Top 10	Top 25	FedExCup Pts	FedExCup Rank	Earnings	Money Rank
2011	15	15	1			3	10	32	32	2,604,558	24
2010	11	9		1	1	3	6			676,845	
2009	6	4					1			76,741	
2008	1	1								16,250	
2007	6	4								77,803	
2006	8	6					1			108,282	
2005	4	1					1				
2003	1										
Total	52	40	1	1	1	6	19			3,560,479	263

EUROPEAN TOUR 2011 SUMMARY

Year	Events Played	Cuts Made	1st	Earnings	Money Rank
2011	6	5		554,779	

JAPAN TOUR 2011 SUMMARY

Year	Events Played	Cuts Made	1st	Earnings	Money Rank
2011	1	1		77,342	

ASIAN TOUR 2011 SUMMARY

Year	Events Played	Cuts Made	1st	Earnings	Money Rank
2011	1	1		108,500	

SUNSHINE TOUR 2011 SUMMARY

Year	Events Played	Cuts Made	1st	Earnings	Money Rank
2011	3	3	1	952,857	

TOP TOURNAMENT SUMMARY

Tournament	'03	'05	'06	'07	'08	'09	'10	'11
The Masters			T48	T30		CUT	T30	1
US Open							T16	T9
British Open	CUT	CUT	T22	CUT		CUT	T14	T16
PGA Championship			CUT	CUT	T52	T43	T18	T12
THE PLAYERS				T58			CUT	T26
TOUR Championship								
WGC-Accenture						T17	T9	T17
WGC-Cadillac		T18	T41	T35			2	T24
WGC-Bridgestone			T36				T58	T53
WGC-HSBC Champions							T16	T4
The Barclays								
Deutsche Bank Championship								T21
BMW Championship								T42

Adam Scott



EXEMPT STATUS: 2011 World Golf Championships tournament winner (through 2014)

HEIGHT: 6-0

WEIGHT: 180

BIRTHDATE: July 16, 1980

BIRTHPLACE: Adelaide, Australia

RESIDENCE: Crans sur Sierre, Switzerland

FAMILY: Single

SPECIAL INTERESTS: All sports, biographies, surfing

EDUCATION: University of Nevada-Las Vegas

TURNED PRO: 2000

JOINED TOUR: 2003

PGA TOUR VICTORIES (8):

2003 Deutsche Bank Championship. 2004 THE PLAYERS Championship. 2004 Booz Allen Classic. 2006 THE TOUR Championship presented by Coca-Cola. 2007 Shell Houston Open. 2008 EDS Byron Nelson Championship. 2010 Valero Texas Open. 2011 World Golf Championships-Bridgestone Invitational

BEST 2011 PGA TOUR FINSHES:

1—World Golf Championships-Bridgestone Invitational.

INTERNATIONAL VICTORIES:

(10): 2001 Alfred Dunhill PGA Championship [SAF]. 2002 Qatar Masters [Eur], Gleneagles Scottish PGA Championship [Eur]. 2003 Scandic Carlsberg Scandinavian Masters [Eur]. 2005 Singapore Open [Asia], Johnnie Walker Classic [Eur]. 2006 Singapore Open [Asia]. 2008 Commercialbank Qatar Masters [Eur]. 2009 Australian Open [Aus]. 2010 Barclays Singapore Open [Asia].

NATIONAL TEAMS:

The Presidents Cup (5), 2003, 2005, 2007, 2009, 2011; World Cup (1), 2002.

OTHER VICTORIES:

(1): 2005 Nissan Open [unofficial, 36 holes]

2011 PGA TOUR HIGHLIGHTS:

Turned in a solid season, with his first win at a World Golf Championships event. Made 14 of 18 cuts to finish No. 16 in the FedExCup. Seven top 10s are his most since 2006 (10)...Making his fifth start of the season, he earned his first top-10 with a T6 at the World Golf Championships-Cadillac Championship,

his third top 10 in 10 starts at the event. Four under-par rounds led to a 72-hole total of 11-under 277, five strokes behind Nick Watney...Appeared headed toward Australia's first Masters Tournament champion but was denied when Charl Schwartzel birdied the final four holes to defeat him and fellow Aussie Jason Day by two strokes. Closed with matching 5-under 67s, his best scores in 36 rounds at Augusta National GC (only previous sub-70 score was a first-round 3-under 69 in 2010). His T2 comes in his 10th start at the Masters, with his only other top-10 finish coming in his first start in 2002 (T9)...He notched his third top-10 of the season, and first since finishing runner-up at the Masters Tournament, with a T3 at the AT&T National. Opened with a 4-under 66 to share the first-round lead with Hunter Haas...Picked up his eighth TOUR win by four strokes at the World Golf Championships-Bridgestone Invitational, finishing at 17-under 263. Joined Phil Mickelson, Tiger Woods and Henrik Stenson as the only four players to win THE PLAYERS Championship and a World Golf Championships event in their careers. Has the fourth most wins by an Australian on TOUR: Greg Norman (20), Steve Elkington (10), Stuart Appleby (10). Held at least a share of the lead after each round of the Bridgestone Invitational. Only lead in a World Golf Championships event coming into Akron was after the first round of the Bridgestone Invitational in 2006 (finished T10). Has now won six of eight events when holding the 54-hole lead/co-lead. It was his ninth start at the Bridgestone Invitational. In eight previous starts at Firestone CC, he had only finished under par twice (2006, 5-under and 2010, 5-under). Won in his fourth event with Steve Williams caddying for him. Williams was on the bag for all seven of Tiger Woods' victories at the Bridgestone Invitational. His opening-round 62 is the lowest start by a winner at the Bridgestone Invitational, breaking Stewart Cink's mark of 63 set in 2004. Is the third Australian to win a World Golf Championships event, joining Geoff Ogilvy (2006 and 2009 Accenture Match Play Championship) and Craig Parry (2002 Bridgestone Invitational). Moved back into the top 10 in the Official World Golf Ranking for the first time since the week after the 2008 Bridgestone Invitational. Became the 20th different player to win a World Golf Championships event...Attempting to become the first player since Tiger Woods to win a

major the week after winning a TOUR event (2007 World Golf Championships-Bridgestone Invitational and PGA Championship), finished seventh at the PGA Championship, with rounds of 69-69-70-68. One of only six players with multiple top-10 finishes in the 2011 major championships (T2 at the Masters his best finish)...Finished T8 for his fourth top 10 in seven starts at the Deutsche Bank Championship. Shared the second-round lead at 10-under before matching rounds of even-par 71 left him five strokes behind the Webb Simpson-Chez Reavie playoff...Held the 36-hole lead at the TOUR Championship by Coca-Cola before weekend rounds of 74-68 led to a T6 finish. Finished the season No. 16 in the FedExCup, his best performance since he was No. 12 in 2007...At the Australian Open, he had four under-par rounds at The Lakes GC to finish T4...One week later, he posted a 2-3-0 record in his fifth appearance for the International team at The Presidents Cup. Was one of five Aussies on the International team.

PERSONAL:

Golf hero is countryman Greg Norman, who along with former coach Butch Harmon, urged him to play several seasons on the European Tour.

PLAYER STATISTICS:

Scoring Average	69.87	(14)
Driving Distance	299.7	(24)
Driving Accuracy Percentage	63.98%	(62)
Greens in Regulation Percentage	68.08%	(32)
Strokes Gained - Putting	-.172	(143)

MISC STATISTICS:

CAREER PGA TOUR LOW ROUND/ROUND

62—5 times, most recent 2011 World Golf Championships-Bridgestone Invitational/1

LARGEST PGA TOUR PAYCHECK

\$1,440,000—2004 THE PLAYERS Championship/1

HIGHEST OWGR RANK

After 2008 AT&T National/3

PGA TOUR CAREER SUMMARY

Year	Events Played	Cuts Made	1st	2nd	3rd	Top 10	Top 25	FedExCup Pts	FedExCup Rank	Earnings	Money Rank
2011	18	14	1	1	1	7	10	16	16	3,764,797	11
2010	20	16	1			4	8	19	19	2,489,402	28
2009	19	9		1		1	2	110	110	783,138	108
2008	15	13	1			3	7	47	47	1,979,160	39
2007	19	17	1	1		6	10	13	13	3,413,185	11
2006	19	17	1	3	3	10	14			4,978,858	3
2005	19	18		1		6	8			2,592,255	15
2004	16	12	2	1	1	7	8			3,724,984	7
2003	14	11	1		1	2	6			1,238,736	55
2002	10	7				2	4			339,157	
2001	6	4					1			93,026	
2000	6	1								10,200	
Total	181	139	8	8	6	48	78			25,406,897	19

AUSTRALIAN TOUR 2011 SUMMARY

Year	Events Played	Cuts Made	1st	Earnings	Money Rank
2011	2	2		108,062	

TOP TOURNAMENT SUMMARY

Tournament	'00	'01	'02	'03	'04	'05	'06	'07	'08	'09	'10	'11
The Masters			T9	T23	CUT	T33	T27	T27	T25	CUT	T18	T2
US Open			CUT	CUT	CUT	T28	T21	CUT	T26	T36	CUT	CUT
British Open	CUT	T47	CUT	CUT	T42	T34	T8	T27	T16	CUT	T27	T25
PGA Championship		CUT	T23	T23	T9	T40	T3	T12	CUT	CUT	T39	7
THE PLAYERS			CUT	T17	1	T8	T53	T6	T54	CUT	T26	CUT
TOUR Championship					T21	T7	1	T26			27	T6
WGC-Accenture			T17	3	T9	T5	T17	T33	T17	T33	T17	T33
WGC-Cadillac		CNL	T39	T40	T36	T29	T2	T61	T9	T66	T50	T6
WGC-Bridgestone				T64	T55	T36	T10	T36	T56	T51	T9	1
WGC-HSBC Champions											T25	T11
The Barclays			T79		T32		2	T14	CUT	T58	T9	T67
Deutsche Bank Championship				1	T2			T50	T17	T73	T5	T8
BMW Championship								T21	4	T50	T15	T37

John Senden



EXEMPT STATUS: 13th in 2011 FedExCup points
HEIGHT: 6-3
WEIGHT: 193
BIRTHDATE: April 1971
BIRTHPLACE: Brisbane, Queensland, Australia
RESIDENCE: Brisbane, Queensland, Australia

FAMILY: Wife, Jackie; Jacob

SPECIAL INTERESTS: Spending time with family, bike riding, fishing

TURNED PRO: 1992

Q-SCHOOL: 2001

JOINED TOUR: 2002

PGA TOUR VICTORIES (1):

2006 John Deere Classic

BEST 2011 PGA TOUR FINSHES:

2-BMW Championship.

INTERNATIONAL VICTORIES:

(4): 1996 Indonesian PGA Championship. 1998 Interlaken Open [EurChall], Alliance Open [EurChall]. 2006 Australian Open [Aus].

NATIONAL TEAMS:

World Cup (1), 2006.

2011 PGA TOUR HIGHLIGHTS:

Turned in a consistent year on TOUR after making 20 of 26 cuts and recording a career-best 14 top-25 finishes. Finished a personal best 13th in the final FedExCup standings...One of a PGA TOUR-record nine players tied for the first round lead at

the Northern Trust Open after opening with a 4-under-par 67. Finished T21...One week after seeing his eight consecutive-cuts-made streak end at THE PLAYERS, turned in his top performance of the year, a T8 at the Crowne Plaza Invitational at Colonial. Began the week 55th in the FedExCup standings and jumped 12 spots with his first top-10 finish since a T9 at the 2010 McGladrey Classic...Finished T7 at the Memorial Tournament for his first top 10 in five starts at the event. Has made the cut in all five starts at Muirfield Village GC. In 20 careers rounds at the Memorial, his only rounds in the 60s came in the final round of 2010 (68) and final round of 2011 (68)...Carded a final-round 2-under 69 to finish 11-under 273 and two strokes behind Justin Rose at the BMW Championship, recording the fourth runner-up finish of his career (2007 & 2008 Transitions Championship, 2009 Buick Open, 2011 BMW Championship). Moved from No. 55 to No. 9 in the FedExCup standings to secure his spot in the TOUR Championship by Coca-Cola. Led the 70-player field in Strokes Gained-Putting, averaging 2.526 strokes gained per round on the field...Went 4-under over his final five holes at the unofficial CIMB Asia Pacific Classic—including an eagle at No. 17—to move up the leaderboard and T7 at The Mines Resort and GC...At the Australian Open, he took a two-stroke lead into the final round in Sydney but struggled to

an even-par 72 Sunday to fall to Greg Chalmers by a stroke. His long birdie putt on the 72nd hole that would have forced a playoff just missed.

PERSONAL:

If he weren't playing golf, he would be "working on the sheep and cattle station owned by the in-laws."

PLAYER STATISTICS:

Scoring Average	70.20	(24)
Driving Distance	293.3	(72)
Driving Accuracy Percentage	66.82%	(29)
Greens in Regulation Percentage	70.86%	(5)
Strokes Gained - Putting	.187	(64)

MISC STATISTICS:

CAREER PGA TOUR LOW ROUND/ROUND
62-2004 Bob Hope Chrysler Classic/3

LARGEST PGA TOUR PAYCHECK
\$864,000-2011 BMW Championship/2

HIGHEST OWGR RANK
After 2011 OMEGA Mission Hills World Cup/41

PGA TOUR CAREER SUMMARY

Year	Events Played	Cuts Made	1st	2nd	3rd	Top 10	Top 25	FedExCup Pts	FedExCup Rank	Earnings	Money Rank
2011	26	20		1		3	14	13	13	2,294,811	33
2010	30	21				2	10	50	50	1,274,058	69
2009	29	22		1		7	11	24	24	2,305,492	27
2008	28	20		1		3	8	37	37	1,269,083	86
2007	27	21		1	1	5	8	63	63	1,899,558	39
2006	28	20	1			3	10			1,650,674	45
2005	29	21				3	6			855,325	97
2004	28	21				2	7			698,203	114
2003	33	22					5			601,670	108
2002	30	18				1	8			578,613	114
Total	288	206	1	4	1	29	87			13,427,486	80

AUSTRALIAN TOUR 2011 SUMMARY

Year	Events Played	Cuts Made	1st	Earnings	Money Rank
2011	3	3		183,271	

TOP TOURNAMENT SUMMARY

Tournament	'02	'03	'04	'05	'06	'07	'08	'09	'10	'11
The Masters							CUT		CUT	
US Open			CUT						CUT	T30
British Open	CUT				T35	T45		CUT	T48	
PGA Championship					CUT	T4	T42	CUT	CUT	T19
THE PLAYERS		CUT	T58	T22	CUT	T52	CUT	T37	CUT	CUT
TOUR Championship								T10		25
WGC-Accenture							T33			
WGC-Cadillac									T11	
WGC-Bridgestone						45				
WGC-HSBC Champions										19
The Barclays	CUT	T43	T42	T7	T18	CUT	T31	T64	T15	CUT
Deutsche Bank Championship		T13	T48	T74	T61	T23	T33	T11	8	T21
BMW Championship	T20	T27	CUT	T40	T65	T52	T50	T20	T63	2

Patrick Sheehan (SHEE-han)



EXEMPT STATUS: T18 at 2011 PGA TOUR Qualifying Tournament
HEIGHT: 5-11
WEIGHT: 180
BIRTHDATE: August 9, 1969
BIRTHPLACE: Providence, RI
RESIDENCE: Oviedo, FL

FAMILY: Wife: Pamela; Emily (9/26/98), Kelly (12/30/01)
SPECIAL INTERESTS: Family, music, movies
EDUCATION: University of Hartford (1992, Secondary Education)
TURNED PRO: 1992
 Nationwide Tour Graduate (2002, 2007)
JOINED TOUR: 2003

PGA TOUR BEST FINISHES:

2–2004 Valero Texas Open

TOUR playing privileges.

2011 PGA TOUR HIGHLIGHTS:

Following 20 Nationwide Tour starts without a top-10 finish, he shot a final-round, 6-under 66 at the PGA TOUR Qualifying Tournament at PGA West in Palm Springs, CA, to earn T18 honors to secure his PGA

PERSONAL:

Played junior hockey growing up in Rhode Island. Father got him started in golf. College teammate of Tim Petrovic and Jerry Kelly at University of Hartford...Is a big fan of fiction by Dean Koontz, Robert McCammon and Lee Child.

MISC STATISTICS:

CAREER PGA TOUR LOW ROUND/ROUND
 62–2005 Bank of America Colonial/1

LARGEST PGA TOUR PAYCHECK
\$378,000–2004 Valero Texas Open/2

HIGHEST OWGR RANK
 After 2005 MCI Heritage/130

PGA TOUR CAREER SUMMARY

Year	Events Played	Cuts Made	1st	2nd	3rd	Top 10	Top 25	FedExCup Pts	FedExCup Rank	Earnings	Money Rank
2009	15	10					2	165	165	283,119	174
2008	35	27				2	5	110	110	805,897	128
2006	34	17				1	3			386,797	165
2005	35	23				1	3			675,038	118
2004	33	23		1	1	3	7			1,234,344	63
2003	32	20					7			618,019	104
2002	1										
Total	185	120		1	1	7	27			4,003,214	

NATIONWIDE TOUR CAREER SUMMARY

Year	Events Played	Cuts Made	1st	2nd	3rd	Top 10	Top 25	Earnings	Money Rank
2011	20	7						18,236	149
2010	27	14				4	6	110,405	61
2009	13	9	1			2	7	158,984	34
2007	30	23		2	1	8	14	281,523	9
2002	27	16	1			6	11	201,231	12
2001	23	9				1	3	39,395	93
2000	1								
1998	1								
1997	13	4		1		1	1	25,812	76
Total	155	82	2	3	1	22	42	835,586	51

TOP TOURNAMENT SUMMARY

Tournament	'03	'04	'05	'06	'08
The Masters					
US Open					T29
British Open					
PGA Championship		T49	T40		
THE PLAYERS		CUT	CUT	CUT	
TOUR Championship					
WGC-Accenture					
WGC-Cadillac					
WGC-Bridgestone					
WGC-HSBC Champions					
The Barclays	CUT	82	T63	CUT	T24
Deutsche Bank Championship	T47	CUT	CUT	CUT	CUT
BMW Championship	CUT	T51	CUT	T54	

Wes Short Jr.



EXEMPT STATUS: Major Medical Extension
HEIGHT: 6-0
WEIGHT: 190
BIRTHDATE: December 4, 1963
BIRTHPLACE: Austin, TX
RESIDENCE: Austin, TX
FAMILY: Wife, Gail; Elizabeth Ann (11/25/83)

SPECIAL INTERESTS: All sports
EDUCATION: University of Texas
TURNED PRO: 1987
Q-SCHOOL: 2003
 Nationwide Tour Alumnus
JOINED TOUR: 2004

PGA TOUR VICTORIES (1):

2005 Michelin Championship at Las Vegas

equal 2007's No. 125 earnings of \$785,180).

MISC STATISTICS:

CAREER PGA TOUR LOW ROUND/ROUND
 65-3 times, most recent 2009 The 50th Bob Hope Classic hosted by Arnold Palmer/3

LARGEST PGA TOUR PAYCHECK
\$720,000—2005 Michelin Championship at Las Vegas/1

HIGHEST OWGR RANK
 After 2006 Mercedes Championships/72

2011 PGA TOUR HIGHLIGHTS:

Did not play on TOUR. Will have 12 events in 2012 to earn \$743,061 and continue to play under the Major Medical Extension category for the remainder of the season (combined with 2007 earnings of \$42,119 to

PERSONAL:

Lists Ben Hogan and Byron Nelson as his heroes...Cites his father as giving him his start in golf.

PGA TOUR CAREER SUMMARY

Year	Events Played	Cuts Made	1st	2nd	3rd	Top 10	Top 25	FedExCup Pts	FedExCup Rank	Earnings	Money Rank
2009	3										
2007	12	3						225	225	42,119	232
2006	33	14					3			422,506	161
2005	16	7	1			2	3			1,029,640	75
2004	12	4					1			75,536	222
2002	1										
Total	77	28	1			2	7			1,569,801	371

NATIONWIDE TOUR CAREER SUMMARY

Year	Events Played	Cuts Made	1st	2nd	3rd	Top 10	Top 25	Earnings	Money Rank
2005	7	5				1	3	34,259	118
2004	5	2					1	8,027	209
2003	28	17		1		7	8	146,997	30
2002	26	12				2	7	71,479	65
2001	2	1						1,296	287
1999	2	2					1	3,465	165
1998	12	3					1	3,105	182
1993	1								
1992	1								
1991	1								
Total	85	42		1		10	21	268,628	316

TOP TOURNAMENT SUMMARY

Tournament	'04	'05	'06
The Masters			
US Open			
British Open			
PGA Championship			CUT
THE PLAYERS			CUT
TOUR Championship			
WGC-Accenture			
WGC-Cadillac			
WGC-Bridgestone			T71
WGC-HSBC Champions			
The Barclays		W/D	T75
Deutsche Bank Championship	CUT	CUT	
BMW Championship			CUT

Webb Simpson



EXEMPT STATUS: Multiple tournament winner (through 2014)

HEIGHT: 6-2

WEIGHT: 175

BIRTHDATE: August 8, 1985

BIRTHPLACE: Raleigh, NC

RESIDENCE: Charlotte, NC

FAMILY: Wife, Dowd Keith; James (2/15/11)

EDUCATION: Wake Forest (2008, Religion)

TURNED PRO: 2008

Q-SCHOOL: 2008

Nationwide Tour Alumnus

PGA TOUR VICTORIES (2):

2011 Wyndham Championship. 2011 Deutsche Bank Championship

BEST 2011 PGA TOUR FINISHES:

1-Wyndham Championship. P1-Deutsche Bank Championship.

NATIONAL TEAMS:

The Presidents Cup (1), 2011; Walker Cup (1), 2007; Palmer Cup (1), 2007.

2011 PGA TOUR HIGHLIGHTS:

Turned in a career year with his first two TOUR wins and No. 2 finishes in the FedExCup standings and money list. Made 23 of 26 cuts with 21 top-25 finishes and 12 top-10 finishes. Three runner-up finishes included two playoff losses. Made the largest one-season earnings jump in TOUR history when he went from \$972,962 in 2010 to \$6,683,214, an increase of \$5,374,391...Closed with a pair of 4-under 67s at the TPC Scottsdale to earn T8 honors at the Waste Management Phoenix Open in his fourth start of the season...At the Transitions Championship, he recorded the best result of his PGA TOUR career and first runner-up finish, ending one-shot behind Gary Woodland. Arrived at the 72nd hole tied with Woodland at 15-under but carded a bogey when his approach shot from a fairway bunker landed over the green and was unable to convert the up-and-down, a 20-foot par putt. One of only two players in the field to post four-consecutive sub-70 rounds, he led the field in Putting, with 24.2 per round...Second runner-up finish of the year came after a two-hole playoff loss to Bubba Watson at the Zurich Classic of New Orleans. Eagled the par-5 second hole in the final round in the final group with Watson, who also eagled the hole. Was assessed a one-stroke penalty on the 15th green. He had missed his 40-foot birdie putt and walked to tap in par putt from 1 foot. After taking his stance and grounding his putter, he started his stroke when the ball moved, a violation of Rule 18-2.B. After consulting with rules officials, he was required to replace the ball in its original position and add one stroke to his score. Was at 16-under at the time and leading Watson by one shot. The penalty resulted in a bogey-5 and dropped him into

a tie with Watson at 15-under, before the playoff ensued...Finished T7 at the Memorial Tournament for his first top 10 in three starts at the Memorial. Final-round 68 was his first round in the 60s at Muirfield Village GC out of 10 career rounds...Fired a season-best, 6-under 64 in the third round of the AT&T National en route to collecting his fifth top-10 of the season, a career best...Continued to add to his top-10 performances with a T9 at The Greenbrier Classic, just two strokes out of a three-man playoff won by Scott Stallings. Shared the second-round lead with Brendon de Jonge at 7-under before rounds of 69-70 led to his 14th top 25 in 16 weekend appearances...Won his first TOUR event by three shots at the Wyndham Championship, with rounds of 66-65-64-67. The Wake Forest graduate moved to No. 3 in the FedExCup standings entering the Playoffs. Is the 16th first-time winner in the 71-year history of the Wyndham Championship. He became the third straight first-time winner in Greensboro, joining Ryan Moore in 2009 and Arjun Atwal in 2010. He was 13-under-par on Nos. 10-18 and 10-under on the par-5s during the week. He finished first in Strokes Gained-Putting, gaining 8.411 strokes on the field. He led after the third round and went onto victory. His only other previous 54-hole lead/co-lead was a tie for first with eventual champion Bubba Watson at the Zurich Classic of New Orleans earlier in the season. He won in his third start at the Wyndham Championship: 2009 (missed cut) and 2010 (T8). Became the seventh different winner of the Wyndham Championship from an ACC school. He is the third Wake Forest graduate to win the Wyndham Championship. Lanny Wadkins in 1983 and Scott Hoch in 2001 also won there...Came back the following week after his win in Greensboro with a T10 at The Barclays. After opening with a 71, he closed with rounds of 66-63 to fall just one spot to No. 4 in the FedExCup standings. Finish at The Barclays was his eighth top-10 and 16th top-25 finish of the season (21 starts), more than his combined career totals in each category entering the season (six top-10 and 15 top-25 finishes)...Two weeks after his win in Greensboro, he birdied the second-extra hole to defeat Chez Reavie at the Deutsche Bank Championship, becoming the first player since Ernie Els in 2010 to win twice in a three-week span. Took over the top spot in the FedExCup standings (moving from No. 4) with four rounds in the 60s and a 72-hole total of 15-under 269. Final round consisted of a front-nine, 6-under 30, tying the front-nine scoring record at TPC Boston. Closed with a birdie on No. 18 to finish regulation and then birdied both playoff holes...Finished fifth at the BMW Championship in his second career start at the event (T61

in 2009). Retained the No. 1 spot in the FedExCup standings heading into the TOUR Championship by Coca-Cola, where he would eventually finish second in the season-long race...Jumped out to the first-round lead at the McGladrey Classic with a 7-under 63, equaling his career-low round. Added rounds of 67-69-66 to finish regulation tied with Ben Crane at 15-under. Missed a 4-foot par putt on the second extra hole, leading to his third runner-up finish of the season. His record fell to 1-2 in career playoffs. Entered the week \$68,971 behind Luke Donald for the top spot on the official money list (which guarantees a five-year exemption on the PGA TOUR), but with his runner-up performance moved ahead of Donald by \$363,029 as both players headed to the season-ending Children's Miracle Network Hospitals Classic...Despite four rounds in the 60s at the Disney World event, a last-minute addition to his schedule, he couldn't hold off a hard-charging Donald, who claimed the victory and the money title. Rounds of 68-69-69-69 was good enough for T6 honors, his sixth top-10 finish in his last seven starts. He played with Donald for all four rounds...One of six rookies on U.S. Presidents Cup team, posting a 3-2-0 record for the victorious squad captained by Fred Couples.

PERSONAL:

Attended the same high school (Raleigh Broughton) and college (Wake Forest) as current Champions Tour player Scott Hoch...Grew up playing against Brendon Todd, another PGA TOUR rookie in 2009, during their youth in the Raleigh, NC, area...One of six children.

PLAYER STATISTICS:

Scoring Average	69.25	(2)
Driving Distance	296.2	(51)
Driving Accuracy Percentage	61.93%	(92)
Greens in Regulation Percentage	69.84%	(8)
Strokes Gained - Putting	.212	(57)

MISC STATISTICS:

CAREER PGA TOUR LOW ROUND/ROUND
63-3 times, most recent 2011 The Barclays/3

LARGEST PGA TOUR PAYCHECK
\$1,440,000-2011 Deutsche Bank Championship/1

HIGHEST OWGR RANK
After 2011 Franklin Templeton Shootout/9

PGA TOUR CAREER SUMMARY

Year	Events Played	Cuts Made	1st	2nd	3rd	Top 10	Top 25	FedExCup Pts	FedExCup Rank	Earnings	Money Rank
2011	26	23	2	3		12	21	2	2	6,347,353	2
2010	31	18				2	7	85	85	972,962	94
2009	30	17				4	8	62	62	1,249,674	70
2008A	1	1									
2008	5	2								38,460	
2006A	1										
Total	94	61	2	3		18	36			8,608,449	143

NATIONWIDE TOUR CAREER SUMMARY

Year	Events Played	Cuts Made	1st	2nd	3rd	Top 10	Top 25	Earnings	Money Rank
2008	8	5		2		2	4	148,991	45
Total	8	5		2		2	4	148,991	488

TOP TOURNAMENT SUMMARY

Tournament	'09	'10	'11
The Masters			
US Open			T14
British Open			T16
PGA Championship			CUT
THE PLAYERS	CUT	CUT	T69
TOUR Championship			22
WGC-Accenture			
WGC-Cadillac			
WGC-Bridgestone			
WGC-HSBC Champions			
The Barclays	8	T36	T10
Deutsche Bank Championship	CUT	CUT	P1
BMW Championship	T61		5

Vijay Singh (VEE-jay SING)



EXEMPT STATUS: 2008 leader in official earnings, FedExCup winner, multiple tournament winner (through 2014); Life Member
HEIGHT: 6-2
WEIGHT: 208
BIRTHDATE: February 22, 1963
BIRTHPLACE: Lautoka, Fiji

RESIDENCE: Ponte Vedra Beach, FL
FAMILY: Wife, Ardena Seth; Qass Seth (6/19/90)
SPECIAL INTERESTS: Snooker, cricket, rugby, soccer
TURNED PRO: 1982
JOINED HALL OF FAME: Inducted 2006
JOINED TOUR: 1993

PGA TOUR VICTORIES (34):

1993 Buick Classic. 1995 Phoenix Open. 1995 Buick Classic. 1997 Memorial Tournament. 1997 Buick Open. 1998 PGA Championship. 1998 Sprint International. 1999 Honda Classic. 2000 Masters Tournament. 2002 Shell Houston Open. 2002 THE TOUR Championship presented by Coca-Cola. 2003 Phoenix Open. 2003 EDS Byron Nelson Championship. 2003 John Deere Classic. 2003 FUNAI Classic at the WALT DISNEY WORLD Resort. 2004 AT&T Pebble Beach National Pro-Am. 2004 Shell Houston Open. 2004 HP Classic of New Orleans. 2004 Buick Open. 2004 PGA Championship. 2004 Deutsche Bank Championship. 2004 Bell Canadian Open. 2004 84 LUMBER Classic. 2004 Chrysler Championship. 2005 Sony Open in Hawaii. 2005 Shell Houston Open. 2005 Wachovia Championship. 2005 Buick Open. 2006 Barclays Classic. 2007 Mercedes-Benz Championship. 2007 Arnold Palmer Invitational presented by MasterCard. 2008 World Golf Championships-Bridgestone Invitational. 2008 The Barclays. 2008 Deutsche Bank Championship

BEST 2011 PGA TOUR FINSHES:

2–Northern Trust Open.

INTERNATIONAL VICTORIES:

(22): 1984 Malaysian PGA Championship [Asia]. 1988 Nigerian Open [Afr], Swedish PGA. 1989 Volvo Open di Firenze [Eur], Ivory Coast Open [Afr], Nigerian Open [Afr], Zimbabwe Open [SAf]. 1990 El Bosque Open [Eur]. 1991 King Hassan Trophy [Morocco]. 1992 Turespana Masters Open de Andalucia [Eur], Malaysian Open [Asia], Volvo German Open [Eur]. 1993 Bells Cup [SAf]. 1994 Scandinavian Masters [Eur], Trophee Lancome [Eur]. 1995 Passport Open [Asia], 1997 South African Open [SAf], Toyota World Match Play Championship [Eur], 2000 Johnnie Walker Taiwan Open. 2001 Carlsberg Malaysian Open, Caltex Singapore Masters. 2007 Kolon-Hana Bank Korea Open [Asia].

NATIONAL TEAMS:

The Presidents Cup (8), 1994, 1996, 1998, 2000, 2003, 2005, 2007, 2009; World Cup (2), 2001, 2002.

OTHER VICTORIES:

(3): 2001 Telus Skins Game. 2003 Telus Skins Game. 2008 Chevron World Challenge.

2011 PGA TOUR HIGHLIGHTS:

Bounced back after two sub-par seasons to make first start at TOUR Championship by Coca-Cola since he won the FedExCup in 2008. Finished 28th in the FedExCup standings and the money list...In his third start of the year, posted a second-round, 6-under 65 en route to a T3 at the Waste Management Phoenix Open, his best finish since winning the 2008 Deutsche Bank Championship. Climbed to 81st in the Official World Golf Ranking after falling outside the top 100 the previous week for the first time since 1989...Collected a second top-five of the season with a runner-up effort at the Northern Trust Open, first career top-10 at Riviera CC...Posted four sub-par rounds to finish two shots behind winner Aaron Baddeley. Led the field in Putting and Total Birdies (20). Jumped to No. 49 in the OWGR...Finished T9 at the Wells Fargo Championship, helped by a second-round 67 and final-round 69. It is his fifth top-10 finish at the Wells Fargo Championship, second only to tournament-leader Phil Mickelson...Finished T4 at the Wyndham Championship with opening and closing 65s. It was his fourth top 10 in eight starts in Greensboro...Playing an event he had won four times, he entered the final round of The Barclays just one shot off the 36-hole lead Matt Kuchar held. A final-round 68 led to T3, his fifth top 10 of the season. Represented the ninth top-10 finish in 19 starts at the event...Played at the CIMB Asia Pacific Classic in Malaysia, a country where he has won three times

as a professional and where he previously worked as a club pro. Was T7 at The Mines Resort and GC.

PERSONAL:

Fiji's only world-class golfer...Learned game from his father, an airplane technician who also taught golf...Admired Tom Weiskopf while growing up and used Weiskopf's swing as early model for his own...Noted for his rigorous practice routine...Once held a club professional position in Borneo...Of Indian ancestry, first name means "victory" in Hindi...Served as Honorary Chairperson for 1999 National Golf Day, PGA of America's annual fundraiser for junior golf...Teamed with son Qass in Office Depot Father-Son from 2003-2008...Established, with wife and son, the Vijay Singh Charitable Foundation, benefiting charities and non-profit agencies that provide assistance, shelter, counseling and support to women and children who are victims of domestic abuse. The Betty Griffin House of St John's County, FL (Safety Shelter of St. John's County) was one of the first beneficiaries of the foundation.

PLAYER STATISTICS:

Scoring Average	70.61	(63)
Driving Distance	294.3	(66)
Driving Accuracy Percentage	59.67%	(122)
Greens in Regulation Percentage	66.46%	(63)
Strokes Gained - Putting	-.130	(130)

MISC STATISTICS:

CAREER PGA TOUR LOW ROUND/ROUND
61–2006 Deutsche Bank Championship/3

LARGEST PGA TOUR PAYCHECK
\$1,350,000–2008 World Golf Championships-Bridgestone Invitational/1

HIGHEST OWGR RANK
After 2005 the Memorial Tournament/1

PGA TOUR CAREER SUMMARY

Year	Events Played	Cuts Made	1st	2nd	3rd	Top 10	Top 25	FedExCup Pts	FedExCup Rank	Earnings	Money Rank
2011	25	17		1	2	5	8	28	28	2,371,050	28
2010	24	17				2	8	57	57	1,334,262	66
2009	21	15				3	6	81	81	1,276,815	68
2008	23	18	3	2	1	8	14	1	1	6,601,094	1
2007	27	25	2	1		7	16	27	27	4,728,376	3
2006	27	25	1	2		13	17			4,602,416	4
2005	30	26	4	2	3	18	25			8,017,336	2
2004	29	28	9	2	1	18	24			10,905,166	1
2003	27	26	4	5		18	24			7,573,907	1
2002	28	24	2		2	11	17			3,756,563	3
2001	26	24		2	4	14	22			3,440,829	4
2000	26	24	1	1	3	8	15			2,573,835	5
1999	29	26	1	1	1	11	21			2,283,233	4
1998	26	23	2	3		7	18			2,238,998	2
1997	21	21	2			4	9			1,059,236	16
1996	24	24		1		9	16			855,140	17
1995	22	17	2			9	13			1,018,713	9
1994	21	16		2		3	7			325,959	52
1993	14	12	1	1		6	10			657,831	19
1992	4	4				1	3			70,680	156
Total	474	412	34	26	17	175	293			65,691,439	2

TOP TOURNAMENT SUMMARY

Tournament	'89	'90	'91	'92	'93	'94	'95	'96	'97	'98	'99	'00
The Masters						T27	CUT	T39	T17	CUT	T24	1
US Open					CUT		T10	T7	T77	T25	T3	T8
British Open	T23	T12	T12	T51	T59	T20	T6	T11	T38	T19	CUT	T11
PGA Championship				T48	4	CUT	CUT	T5	T13	1	T49	CUT
THE PLAYERS					T28	T55	T43	T8	T31	T54	T20	T33
TOUR Championship					T16		6	T9	T10	2	T9	T3
WGC-Accenture											T17	T33
WGC-Cadillac											T16	T3
WGC-Bridgestone											T15	
WGC-HSBC Champions												
The Barclays					P1	W/D	P1	T20	T12	T24	T5	T24
Deutsche Bank Championship												
BMW Championship							66	T8	T57	2	4	CUT

Tournament	'01	'02	'03	'04	'05	'06	'07	'08	'09	'10	'11
The Masters	T18	7	T6	T6	T5	T8	T13	T14	T30	CUT	CUT
US Open	T7	T30	T20	T28	T6	T6	T20	T65	T27	T40	
British Open	T13	CUT	T2	T20	T5	CUT	T27	CUT	T38	T37	
PGA Championship	T51	8	T34	P1	T10	CUT	CUT	CUT	T16	T39	CUT
THE PLAYERS	2	CUT	CUT	T13	T12	T8	T44	CUT	T9	CUT	CUT
TOUR Championship	17	1	T5	9	T4	T8	T7	T22			T16
WGC-Accenture	T17	T17		T17	T17	T9	T17	T5	T17	T33	
WGC-Cadillac	CNL	3	T2		T6	T56	T11	T2	T53	T11	T22
WGC-Bridgestone	T13	T11	T6	T32	T3	T45	T56	1	T29	T58	
WGC-HSBC Champions											
The Barclays	T6	CUT	T18	T4	T7	1	CUT	P1	CUT	CUT	T3
Deutsche Bank Championship			4	1		2	T60	1	T54	T11	CUT
BMW Championship	T10	T15	11	T17	T13	T4	64	T44		T24	67

Heath Slocum



EXEMPT STATUS: 2010 tournament winner (through 2012)
HEIGHT: 5-8
WEIGHT: 150
BIRTHDATE: February 3, 1974
BIRTHPLACE: Baton Rouge, LA
RESIDENCE: Alpharetta, GA
FAMILY: Wife, Victoria; Stella (12/07)

SPECIAL INTERESTS: Fishing, hunting
EDUCATION: University of South Alabama (1996, Physical Education)
TURNED PRO: 1996
 Nationwide Tour Graduate (2001)
JOINED TOUR: 2001

PGA TOUR VICTORIES (4):

2004 Chrysler Classic of Tucson. 2005 Southern Farm Bureau Classic. 2009 The Barclays. 2010 The McGladrey Classic

BEST 2011 PGA TOUR FINSHES:

T11—U.S. Open.

NATIONAL TEAMS:

(1) 2007 World Cup.

2011 PGA TOUR HIGHLIGHTS:

Did not record a top 10 for the first time since joining the TOUR in 2002 (nine years). Made 17 of 29 cuts

and had six top-25 finishes. Finished outside of the top 80 (No. 112) on the money list for the first time in his career. Also finished outside of the top 65 (No. 117) in the FedExCup standings for the first time.

PERSONAL:

Contracted ulcerative colitis in November 1997 and dropped from 150 to 122 pounds. Missed the next year and one-half of golf...In late September 2009, the Atlanta resident donated \$40,000 to three charities associated with THE TOUR Championship: the East Lake Foundation (\$20,000), Children's Healthcare of Atlanta and the Crohn's Disease and Colitis Foundation (\$10,000 each)...Played on the same high school golf team at Milton (FL) HS as TOUR player Boo Weekley. Bubba Watson attended the same school a couple years later.

PLAYER STATISTICS:

Scoring Average	70.99	(111)
Driving Distance	281.9	(163)
Driving Accuracy Percentage	74.92%	(2)
Greens in Regulation Percentage	71.40%	(2)
Strokes Gained - Putting	-.486	(169)

MISC STATISTICS:

CAREER PGA TOUR LOW ROUND/ROUND
 61—2003 Valero Texas Open/1

LARGEST PGA TOUR PAYCHECK
\$1,350,000—2009 The Barclays/1

HIGHEST OWGR RANK
 After 2010 The McGladrey Classic/52

PGA TOUR CAREER SUMMARY

Year	Events Played	Cuts Made	1st	2nd	3rd	Top 10	Top 25	FedExCup Pts	FedExCup Rank	Earnings	Money Rank
2011	29	17					6	117	117	767,216	112
2010	25	23	1			5	9	46	46	2,387,687	30
2009	30	17	1		1	4	5	8	8	2,195,565	32
2008	29	23				5	7	61	61	1,491,916	63
2007	28	22		1		6	16	25	25	2,184,379	30
2006	30	18			2	3	8			1,180,681	77
2005	29	22	1			4	9			1,606,185	50
2004	31	14	1			3	6			1,066,837	72
2003	32	18		1		2	5			815,812	80
2002	32	15		1		2	6			864,615	76
2001	8	6								45,670	
Total	303	195	4	3	3	34	77			14,606,562	70

NATIONWIDE TOUR CAREER SUMMARY

Year	Events Played	Cuts Made	1st	2nd	3rd	Top 10	Top 25	Earnings	Money Rank
2001	18	11	3		2	6	8	339,670	3
2000	1								
1997	19	5					2	6,567	142
Total	38	16	3		2	6	10	346,237	238

TOP TOURNAMENT SUMMARY

Tournament	'02	'03	'04	'05	'06	'07	'08	'09	'10	'11
The Masters							T33		T18	CUT
US Open	CUT						T9	CUT	CUT	T11
British Open							T32		T60	
PGA Championship	22		CUT	T47	T29	T23	CUT		T33	CUT
THE PLAYERS		CUT	T58	T53	CUT	T44	T69	T55	T4	CUT
TOUR Championship						T17		T19		
WGC-Accenture										T33
WGC-Cadillac							77		T22	
WGC-Bridgestone									T39	58
WGC-HSBC Champions									T48	
The Barclays	CUT	T58		T51		T14	CUT	1	T9	CUT
Deutsche Bank Championship		T60	CUT	CUT	T44	T23	T15	CUT	T65	
BMW Championship	T73	T27	77	T7	T12	46	T44	T38	T50	

Chris Smith



EXEMPT STATUS: Past Champion

HEIGHT: 5-11

WEIGHT: 190

BIRTHDATE: April 15, 1969

BIRTHPLACE: Indianapolis, IN

RESIDENCE: Peru, IN

FAMILY: Wife, Patricia; Abigail (2/28/93), Cameron McClain (3/24/97)

SPECIAL INTERESTS: Horse racing, U.S. trivia, sheep shearing, bird watching

EDUCATION: Ohio State University (1991, Economics)

TURNUED PRO: 1991

Q-SCHOOL: 1998

Nationwide Tour Graduate (1995, 1997, 2000)

JOINED TOUR: 1996

PGA TOUR VICTORIES (1):

2002 Buick Classic

2011 PGA TOUR HIGHLIGHTS:

As he continued splitting time between home duties and professional golf, missed the cut in each of his four starts on the PGA TOUR, and made two of eight Nationwide Tour cuts.

PERSONAL:

Lifelong St. Louis Cardinals fan, became friends with former catcher Tom Pagnozzi the week of his

1995 Gateway Classic victory in St. Louis...Says one of his career highlights was teaming with Bob Benson to win the 2008 Truck Cup Invitational, an informal competition held annually on the Nationwide Tour in Fort Smith, AR.

PLAYER STATISTICS:

Scoring Average	75.83	(N/A)
Driving Distance	299.8	(N/A)
Driving Accuracy Percentage	58.33%	(N/A)
Greens in Regulation Percentage	61.11%	(N/A)
Strokes Gained - Putting	-1.450	(N/A)

MISC STATISTICS:

CAREER PGA TOUR LOW ROUND/ROUND
63-3 times, most recent 2006 U.S. Bank Championship in Milwaukee/1

LARGEST PGA TOUR PAYCHECK
\$630,000-2002 Buick Classic/1

HIGHEST OWGR RANK
After 2002 Canon Greater Hartford Open/56

PGA TOUR CAREER SUMMARY

Year	Events Played	Cuts Made	1st	2nd	3rd	Top 10	Top 25	FedExCup Pts	FedExCup Rank	Earnings	Money Rank
2011	4										
2010	10	1						225	225	23,400	233
2009	3	2					1	226	226	71,425	212
2008	5	1						243	243	22,775	246
2007	8	4						223	223	50,381	228
2006	21	12					1			183,411	195
2005	32	14				1	4			454,375	154
2004	33	19			1	1	4			692,785	115
2003	30	15				1	6			479,523	131
2002	30	21	1			5	8			1,361,094	43
2001	30	20			1	5	8			932,810	58
1999	28	11					1			116,794	184
1998	31	16				2	2			184,933	144
1997	6	6				1	3			120,768	151
1996	28	12								41,112	206
1994	2	1								3,075	294
1993	3	1				1	1			24,000	207
1991	1										
1987A	1										
Total	306	156	1		2	17	39			4,762,659	224

NATIONWIDE TOUR CAREER SUMMARY

Year	Events Played	Cuts Made	1st	2nd	3rd	Top 10	Top 25	Earnings	Money Rank
2011	10	2					1	6,996	192
2010	7								
2009	8	4				1	3	45,663	110
2008	24	16				2	8	115,482	57
2007	22	10				2	4	72,985	81
2006	5	2				1	2	25,090	139
2000	20	17		5		7	13	236,541	6
1998	1	1						390	297
1997	17	16	3	2	1	8	12	225,201	1
1995	28	14	2	2	1	7	10	143,200	7
1993	1								
1992	1								
Total	144	82	5	9	2	28	53	871,548	42

TOP TOURNAMENT SUMMARY

Tournament	'93	'96	'97	'98	'99	'01	'02	'03	'04	'05	'06
The Masters											
US Open			T60		T62	CUT		CUT	CUT		
British Open							T76	71			
PGA Championship						T29	T53				
THE PLAYERS							CUT	CUT	CUT	CUT	
TOUR Championship											
WGC-Accenture											
WGC-Cadillac											
WGC-Bridgestone							T55				
WGC-HSBC Champions											
The Barclays		81		T68	T46	T16	1	CUT	T71	CUT	CUT
Deutsche Bank Championship								CUT	CUT	T40	
BMW Championship	CUT	T70		T53	CUT	T20	CUT	T19	T51	T28	CUT

Brandt Snedeker



EXEMPT STATUS: 2011 tournament winner (through 2013)
HEIGHT: 6-1
WEIGHT: 185
BIRTHDATE: December 8, 1980
BIRTHPLACE: Nashville, TN
RESIDENCE: Nashville, TN

FAMILY: Wife, Mandy; Lily Hayes, 3/3/11
SPECIAL INTERESTS: Hunting, fishing
EDUCATION: Vanderbilt University (2004, Communications)
TURNED PRO: 2004
 Nationwide Tour Graduate (2006)
JOINED TOUR: 2007

PGA TOUR VICTORIES (2):

2007 Wyndham Championship. 2011 The Heritage

BEST 2011 PGA TOUR FINSHES:

P1--The Heritage.

NATIONAL TEAMS:

World Cup (1), 2008; USA vs. Japan Collegiate Golf Championship (1), 2002.

OTHER VICTORIES:

(1): 2009 ADT Skills Challenge [with Boo Weekley]

2011 PGA TOUR HIGHLIGHTS:

Turned in arguably his best season on TOUR with a career-best seven top 10s and 14 top 25s. Second TOUR win propelled him to a career-best 8th in the FedExCup standings and 14th on the money list...Recorded third top 10 in fifth career start at the Farmers Insurance Open (T9). Has eight consecutive rounds under-par at Torrey Pines' two courses after four under-par rounds in 2010 when he T2...Second top-10 of the season came two weeks later, at the Waste Management Phoenix Open, thanks to four rounds in the 60s...Posted third top 10 of the season with a solo fourth at the Transitions Championship, highlighted by a 7-under 64 in the second round. That 64 was his lowest on the PGA TOUR since a 63 in the first round of the 2010 Wyndham Championship. Was not originally scheduled to play the Transitions Championship, but the early birth of his first child, Lily Hayes, on March 3 allowed him to compete...Kept his solid play going at

the Valero Texas Open with he collected his fourth top-10 finish of the season with fourth-place honors at TPC Scottsdale...Claimed his second PGA TOUR victory and first since the 2007 Wyndham Championship with a par on the third playoff hole to win The Heritage over Luke Donald, denying the Englishman the top spot in the Official World Golf Ranking. Entered the final round tied for 17th and six strokes behind Donald before a furious charge and final-round, 7-under 64 (the lowest finish by a winner in tournament history and his second-lowest final round behind only the 63 he carded to win in Greensboro) led to his first PGA TOUR playoff appearance. Moved to No. 7 in the FedExCup standings with his fifth top-10 finish of the season, just one behind TOUR-leader Matt Kuchar's six...Carded a tournament record 10-under 61 in the third and final round of The Barclays to finish T3, his sixth top 10 of the season and first since winning the Heritage 12 starts earlier. Round included a career-best 11 birdies and equaled his career-low round first established in the third round at the 2007 Buick Invitational...One week after closing The Barclays with a 10-under 61, posted a second-round 64 (giving him more rounds of 64 or better than any other player this season) en route to a T3 finish at the Deutsche Bank Championship. Recorded first career PGA TOUR hole-in-one with a 9-iron from 146 yards on No. 16 during a second-round 64. Also had an eagle-3 on No. 18 that day...Traveled to Japan in mid-October and T6 at the Bridgestone Invitational. Began the day tied for 10th but shot a final-round 67 to move up...Continued in Asia, playing in the CIMB Asia Pacific Classic in Malaysia, where he shot a final-round 66 to T13. Was scheduled to travel to Shanghai, China, for the World Golf Championships-HSBC Champions but withdrew to return to the U.S. for right-hip surgery on his labrum in Vail, CO. The surgery occurred 11 months after he had left-hip surgery.

PERSONAL:

In 2010, was joined by fellow PGA TOUR player Lucas Glover for the fourth annual Franklin American Mortgage Music City Bowl Charity Cup to raise money for flood-related problems in his hometown of Nashville, TN. In the Ryder/Presidents Cup style event, those associated with the SEC (captained by Snedeker) teamed up against a Glover-led ACC team. Snedeker is a Vanderbilt grad, with Glover having graduated from Clemson. After four years, the charitable event has raised nearly \$200,000. Older brother Haymes, who was an All-SEC golfer at Mississippi, caddied for Brandt in the 2004 Masters and won "Big Break X" on Golf Channel in 2008. Haymes was granted a sponsor invite to the 2009 Children's Miracle Network Classic and the brothers were paired together. Haymes missed the cut while Brandt finished T60...Both were introduced to golf by their maternal grandmother, who managed a golf course in West Plains, MO...Big fan of Vanderbilt sports teams.

PLAYER STATISTICS:

Scoring Average	69.86	(13)
Driving Distance	287.2	(124)
Driving Accuracy Percentage	64.02%	(61)
Greens in Regulation Percentage	64.90%	(113)
Strokes Gained - Putting	.586	(10)

MISC STATISTICS:

CAREER PGA TOUR LOW ROUND/ROUND
 61--2 times, most recent 2011 The Barclays/3

LARGEST PGA TOUR PAYCHECK
 \$1,026,000--2011 The Heritage/1

HIGHEST OWGR RANK
 After 2011 Through Week Ending: 09/12/2011/24

PGA TOUR CAREER SUMMARY

Year	Events Played	Cuts Made	1st	2nd	3rd	Top 10	Top 25	FedExCup Pts	FedExCup Rank	Earnings	Money Rank
2011	26	16	1		2	7	14	8	8	3,587,206	14
2010	26	18		1		5	9	37	37	1,602,690	48
2009	26	14		1		5	8	33	33	1,483,557	55
2008	26	19			1	5	7	34	34	1,531,442	59
2007	29	23	1		1	6	13	36	36	2,836,643	17
2005	2	1								12,731	
2004A	1	1									
2004	8	3								54,215	
Total	144	95	2	2	4	28	51			11,108,484	104

NATIONWIDE TOUR CAREER SUMMARY

Year	Events Played	Cuts Made	1st	2nd	3rd	Top 10	Top 25	Earnings	Money Rank
2006	26	20	2	1		3	8	300,918	9
2005	24	14				4	8	119,288	45
2004	11	8		1		5	6	129,358	45
Total	61	42	2	2		12	22	549,563	134

EUROPEAN TOUR 2011 SUMMARY

Year	Events Played	Cuts Made	1st	Earnings	Money Rank
2011	1				

JAPAN TOUR 2011 SUMMARY

Year	Events Played	Cuts Made	1st	Earnings	Money Rank
2011	1	1		60,920	

TOP TOURNAMENT SUMMARY

Tournament	'04	'05	'07	'08	'09	'10	'11
The Masters	T41			T3	CUT		T15
US Open		CUT	T23	T9	CUT	T8	T11
British Open				CUT	CUT		CUT
PGA Championship			T18	T24	CUT	T39	CUT
THE PLAYERS			T12	CUT		CUT	CUT
TOUR Championship			T29				T16
WGC-Accenture				T33			
WGC-Cadillac				T48			
WGC-Bridgestone				T43			T33
WGC-HSBC Champions							
The Barclays	CUT		CUT	T68	T12	CUT	T3
Deutsche Bank Championship			T47	T27	T32	T5	T3
BMW Championship	CUT		T14	T55	T10	T37	T22

Joey Snyder III



EXEMPT STATUS: Major Medical Extension

HEIGHT: 6-2

WEIGHT: 225

BIRTHDATE: June 7, 1973

BIRTHPLACE: Springville, NY

RESIDENCE: Scottsdale, AZ

FAMILY: Wife, Dana; Sophie (7/27/06), Caroline (11/7/08)

SPECIAL INTERESTS: Fishing, outdoor activities

EDUCATION: Arizona State University (1996, Business Management)

TURNED PRO: 1996

Q-SCHOOL: 2004

Nationwide Tour Alumnus

JOINED TOUR: 2005

PGA TOUR BEST FINISHES:

4–2005 Southern Farm Bureau Classic

equaling the No. 125 from 2006. If successful, he would play out of the Major Medical Extension category for the remainder of the season.

2011 PGA TOUR HIGHLIGHTS:

Did not play on TOUR for the fifth consecutive season due to neck and shoulder issues that stem from second season on TOUR in 2006...Granted Major Medical Extension. Coupled with 2006 winnings of \$13,432, he has 25 events to earn \$647,466—

PERSONAL:

Worked on the range and in the bag room at TPC Scottsdale while growing up. Received a sponsor exemption to play in the 2005 FBR Open when FBR Open Chairman Bryon Carney offered him the spot during his wedding rehearsal dinner in late 2004.

MISC STATISTICS:

CAREER PGA TOUR LOW ROUND/ROUND

65–3 times, most recent 2005 Deutsche Bank Championship/2

LARGEST PGA TOUR PAYCHECK

\$161,875–2005 The INTERNATIONAL/T6

HIGHEST OWGR RANK

After 2006 Buick Invitational/124

PGA TOUR CAREER SUMMARY

Year	Events Played	Cuts Made	1st	2nd	3rd	Top 10	Top 25	FedExCup Pts	FedExCup Rank	Earnings	Money Rank
2006	6	1								13,432	253
2005	31	20				3	8			1,042,696	72
1996	1										
Total	38	21				3	8			1,056,128	414

NATIONWIDE TOUR CAREER SUMMARY

Year	Events Played	Cuts Made	1st	2nd	3rd	Top 10	Top 25	Earnings	Money Rank
2011	5								
2000	1								
1999	26	11				1	3	20,684	95
1998	29	18			2	3	8	61,533	47
1997	1	1						1,403	212
1996	1	1						525	271
Total	63	31			2	4	11	84,144	608

TOP TOURNAMENT SUMMARY

Tournament	'05
The Masters	
US Open	
British Open	
PGA Championship	
THE PLAYERS	
TOUR Championship	
WGC-Accenture	
WGC-Cadillac	
WGC-Bridgestone	
WGC-HSBC Champions	
The Barclays	T40
Deutsche Bank Championship	T70
BMW Championship	T56

Kevin Stadler



EXEMPT STATUS: 111th on 2011 money list
HEIGHT: 5-10
WEIGHT: 250
BIRTHDATE: February 5, 1980
BIRTHPLACE: Reno, NV
RESIDENCE: Scottsdale, AZ

FAMILY: Single
SPECIAL INTERESTS: Hockey, football, all sports, reading
EDUCATION: University of Southern California (2002)
TURNED PRO: 2002
 Nationwide Tour Graduate (2004, 2006)
JOINED TOUR: 2005

PGA TOUR BEST FINISHES:

T2–2007 Reno-Tahoe Open. T2–2009 Wyndham Championship

BEST 2011 PGA TOUR FINSHES:

7–Crowne Plaza Invitational at Colonial.

INTERNATIONAL VICTORIES:

(2): 2005 Centenary Argentine Open. 2006 Johnnie Walker Classic [Eur].

OTHER VICTORIES:

(1): 1999 Champions Challenge [with Craig Stadler].

2011 PGA TOUR HIGHLIGHTS:

Made 17 of 27 cuts with one top 10s and six top 25s...Making his 15th start of the season, finished seventh at the Crowne Plaza Invitational at Colonial. His first top 10 since the 2010 Frys.com Open led to a 34-spot jump in the FedExCup standings.

PERSONAL:

The oldest son of 1982 Masters champion and 13-time PGA TOUR winner Craig Stadler. Craig caddied for Kevin in his 2002 Colorado Open victory. Just minutes after the elder Stadler won the Bank of America Championship on the Champions Tour in 2004, son Kevin won the Lake Erie Charity Classic on the Nationwide Tour, making them the first father-son duo to accomplish such a feat since Bob Duval won the Emerald Coast Classic on the Champions Tour and son David THE PLAYERS Championship

on March 28, 1999.

PLAYER STATISTICS:

Scoring Average	71.30	(139)
Driving Distance	293.2	(74)
Driving Accuracy Percentage	63.25%	(75)
Greens in Regulation Percentage	68.06%	(33)
Strokes Gained - Putting	-.385	(160)

MISC STATISTICS:

CAREER PGA TOUR LOW ROUND/ROUND
 61–2008 Frys.com Open/2

LARGEST PGA TOUR PAYCHECK
 \$448,800–2009 Wyndham Championship/T2

HIGHEST OWGR RANK
 After 2006 Nissan Open/92

PGA TOUR CAREER SUMMARY

Year	Events Played	Cuts Made	1st	2nd	3rd	Top 10	Top 25	FedExCup Pts	FedExCup Rank	Earnings	Money Rank
2011	27	17				1	6	113	113	768,172	111
2010	28	16				5	7	122	122	931,720	105
2009	20	13		1		1	6	95	95	925,514	97
2008	30	16				1	5	151	151	598,945	145
2007	31	16		1		2	5	105	105	810,876	124
2006	6	5					2			75,973	
2005	33	15				2	3			367,775	168
2004	5	4								49,541	
2003	2										
2002A	1										
Total	183	102		2		12	34			4,528,517	231

NATIONWIDE TOUR CAREER SUMMARY

Year	Events Played	Cuts Made	1st	2nd	3rd	Top 10	Top 25	Earnings	Money Rank
2011	1	1					1	5,419	211
2007	1	1					1	8,533	213
2006	15	10	2		1	4	6	294,657	12
2004	13	11	2			4	6	228,001	13
2002	1	1					1	4,796	223
Total	31	24	4		1	8	15	541,407	138

TOP TOURNAMENT SUMMARY

Tournament	'04	'05	'06	'07	'08	'09	'10	'11
The Masters								
US Open	65		CUT					
British Open				T51	T58			
PGA Championship							CUT	
THE PLAYERS					T15		T58	CUT
TOUR Championship								
WGC-Accenture								
WGC-Cadillac				T68				
WGC-Bridgestone			T13					
WGC-HSBC Champions								
The Barclays		CUT		CUT		CUT	CUT	T64
Deutsche Bank Championship		CUT		CUT		CUT		
BMW Championship		CUT						

Scott Stallings



EXEMPT STATUS: 2011 tournament winner (through 2013)

HEIGHT: 6-0

WEIGHT: 195

BIRTHDATE: March 25, 1985

BIRTHPLACE: Worcester, MA

RESIDENCE: Knoxville, TN

FAMILY: Wife, Jennifer

SPECIAL INTERESTS: Music, shooting guns, being at home

EDUCATION: Tennessee Tech (2007, Business Management)

TURNED PRO: 2007

Q-SCHOOL: 2010

Nationwide Tour Alumnus

JOINED TOUR: 2011

PGA TOUR VICTORIES (1):

2011 The Greenbrier Classic

BEST 2011 PGA TOUR FINSHES:

P1--The Greenbrier Classic.

2011 PGA TOUR HIGHLIGHTS:

In rookie year, he enjoyed tremendous success with a win and a third-place showing in 28 starts...Competing on a sponsor exemption, he notched his career-best PGA TOUR finish with a solo third at the Transitions Championship. Vaulted into contention with a 5-under 66 in the third round, which featured a hole-in-one on No. 8 with a 6-iron from 214 yards, the first of his career in competition. Fired a career-low 66 in the first and third rounds...Played in the final pairing with third-round leader Anthony Kim at The Greenbrier Classic. Trailed by one at the beginning of the day and fell further behind with a 4-over 38 on his opening nine holes. Stormed back with six birdies on the final nine for a 1-under 69, placing him in his first career playoff, with Bob Estes and Bill Haas. Just a few minutes after making a birdie on the par-3 18th hole to finish 10-under, he sprinted to the tee box of

the first extra hole (high-fiving fans along the way) before a perfectly struck 9-iron left him within 10 feet of the hole, which he calmly knocked in for his first win in his 21st start on the PGA TOUR. Became the TOUR's sixth rookie winner of the season—the most since 1970—and the 10th first-time winner. The victory was the 12th of the season by a player under age 30 and earned him an invitation into the following week's World Golf Championships-Bridgestone Invitational.

PERSONAL:

Spent his rookie season in 2011 blogging for BNET, the CBS Interactive Business Network. Biggest thrill in golf was teaching the sport to wounded veterans in the Army...Favorite course he's played is Diamond Creek in Banner Elk, NC, and would like to play Augusta National...Never travels without a pillow from home and his iPod...First car was a 1992 Honda Accord and now drives a Honda Element...Favorite college team is the Tennessee Volunteers, and he roots for the Boston Red Sox, Boston Celtics and New England Patriots...Favorite TV shows are "The Office" and "24"...Favorite movies are "The Bourne Identity," "The Bourne Supremacy" and "The Bourne Ultimatum"...Favorite entertainer is Steve Carell...Favorite city to visit is Boston...Lists his fa-

ther, grandfather and college coach as the men he would like to have join him for a dream round of golf..Says if he wasn't a professional golfer he'd want to be a pediatrician...Puts spending a month with his wife in Australia and New Zealand on his bucket list. Is involved in the Wounded Warrior Project, along with Pray with Africa and Knoxlife Church...He has one sister...Spent time as a Fellowship of Christian Athletes camp counselor.

PLAYER STATISTICS:

Scoring Average	71.04	(118)
Driving Distance	303.7	(11)
Driving Accuracy Percentage	56.91%	(153)
Greens in Regulation Percentage	66.60%	(60)
Strokes Gained - Putting	-.153	(136)

MISC STATISTICS:

CAREER PGA TOUR LOW ROUND/ROUND

65--2 times, most recent 2011 The Greenbrier Classic/2

LARGEST PGA TOUR PAYCHECK

\$1,080,000--2011 The Greenbrier Classic/1

HIGHEST OWGR RANK

After 2011 Wyndham Championship/119

PGA TOUR CAREER SUMMARY

Year	Events Played	Cuts Made	1st	2nd	3rd	Top 10	Top 25	FedExCup Pts	FedExCup Rank	Earnings	Money Rank
2011	28	13	1		1	2	7	57	57	1,957,162	41
Total	28	13	1		1	2	7			1,957,162	335

NATIONWIDE TOUR CAREER SUMMARY

Year	Events Played	Cuts Made	1st	2nd	3rd	Top 10	Top 25	Earnings	Money Rank
2011	1	1					1	6,180	204
2010	28	19				3	7	127,606	53
2009	1								
2008	1	1					1	8,750	190
2007	1								
Total	32	21				3	9	142,536	496

TOP TOURNAMENT SUMMARY

<u>Tournament</u>	<u>'11</u>
The Masters	
US Open	
British Open	
PGA Championship	CUT
THE PLAYERS	
TOUR Championship	
WGC-Accenture	
WGC-Cadillac	
WGC-Bridgestone	T29
WGC-HSBC Champions	T42
The Barclays	CUT
Deutsche Bank Championship	T52
BMW Championship	62

Paul Stankowski



EXEMPT STATUS: Past Champion

HEIGHT: 6-0

WEIGHT: 190

BIRTHDATE: December 2, 1969

BIRTHPLACE: Oxnard, CA

RESIDENCE: Flower Mound, TX

FAMILY: Wife, Regina; Joshua (8/11/99), Katelyn (2/25/02)

SPECIAL INTERESTS: Movies, spending time with family and friends

EDUCATION: University of Texas-El Paso

TURNED PRO: 1991

Q-SCHOOL: 1993, 1995, 2006

Nationwide Tour Alumnus

JOINED TOUR: 1994

PGA TOUR VICTORIES (2):

1996 BellSouth Classic. 1997 United Airlines Hawaiian Open

BEST 2011 PGA TOUR FINSHES:

T21-Frys.com Open.

INTERNATIONAL VICTORIES:

(2): 1996 Casio World Open [Jpn], Lincoln Mercury Kapalua International.

2011 PGA TOUR HIGHLIGHTS:

Claimed a pair of top-25 finishes in 24 PGA TOUR starts, the best being a T21 at the Frys.com Open,

following a final round, 5-under 66. With the exception of 2005, he has posted at least two top-25 finishes every year since 1994.

PERSONAL:

First played golf on Easter Sunday in 1978, and 18 years later, won BellSouth Classic on Easter...Uncertain he would return to Masters, so bought souvenir glass, filled it with bunker sand and placed tee and ball inside as remembrance of first visit to Augusta National in 1996. Returned in 1997 and 1998...Underwent LASIK surgery in September 1998...Did some work as a guest analyst for Golf Channel and Sirius/XM Radio's PGA TOUR Network in 2005...Cites winning BellSouth Classic as his biggest thrill in golf. Cites being a dad is his biggest thrill outside of golf. Favorite course played is Pebble Beach. Would most like to play St. Andrews. Never travels without his airplane ticket. Favorite college team is the University of Alabama. Favorite TV show is "The Unit." Favorite movie is

"Tommy Boy." Favorite book is the Holy Bible. Favorite city to visit is New York. Would round out his dream foursome with his dad, brother, Tom, and Jesus Christ.

PLAYER STATISTICS:

Scoring Average	71.16	(129)
Driving Distance	283.9	(149)
Driving Accuracy Percentage	59.05%	(128)
Greens in Regulation Percentage	65.20%	(104)
Strokes Gained - Putting	.352	(33)

MISC STATISTICS:

CAREER PGA TOUR LOW ROUND/ROUND

61-2001 Compaq Classic of New Orleans/1

LARGEST PGA TOUR PAYCHECK

\$378,000-2001 Bob Hope Chrysler Classic/2

HIGHEST OWGR RANK

After 1997 Bell Canadian Open/25

PGA TOUR CAREER SUMMARY

Year	Events Played	Cuts Made	1st	2nd	3rd	Top 10	Top 25	FedExCup Pts	FedExCup Rank	Earnings	Money Rank
2011	24	14					2	169	169	290,211	177
2010	18	13				2	6	146	146	666,591	137
2009	9	3					2	203	203	90,445	206
2008	13	5					3	207	207	156,077	210
2007	18	7					4	160	160	282,389	178
2006	22	13					3			319,597	171
2005	1										
2004	14	7				1	4			442,872	150
2003	21	13				4	6			719,436	89
2002	31	18				2	6			565,294	118
2001	27	19		1		2	5			743,603	69
2000	22	16				3	9			669,709	70
1999	28	11			1	2	6			362,889	113
1998	26	14				2	6			322,036	96
1997	29	22	1		1	5	15			929,405	21
1996	25	11	1			3	3			390,575	52
1995	31	15				1	3			144,558	133
1994	29	10				3	4			170,393	106
Total	388	211	2	1	2	30	87			7,266,080	166

NATIONWIDE TOUR CAREER SUMMARY

Year	Events Played	Cuts Made	1st	2nd	3rd	Top 10	Top 25	Earnings	Money Rank
2011	1								
2010	8	6					3	28,898	128
2009	12	3						7,031	210
2008	4	2					1	13,041	166
1996	2	2	1			1	2	46,800	43
1994	1								
1993	1	1						665	243
1992	3	1					1	1,296	212
1991	1	1						1,063	223
Total	33	16	1			1	7	98,794	569

TOP TOURNAMENT SUMMARY

Tournament	'94	'95	'96	'97	'98	'99	'00	'01	'02	'03	'04	'06
The Masters			CUT	T5	T39							
US Open	CUT			T19	CUT				T62			
British Open				CUT								
PGA Championship		CUT	T47	T67	CUT		T41	74				
THE PLAYERS		CUT		T14	W/D	CUT	CUT	T44	CUT	CUT	T16	
TOUR Championship				T17								
WGC-Accenture												
WGC-Cadillac												
WGC-Bridgestone												
WGC-HSBC Champions												
The Barclays	CUT	CUT					CUT		CUT		CUT	
Deutsche Bank Championship										T57		T22
BMW Championship	CUT	T40	CUT	T72		T61		CUT	CUT	W/D		T58

Kyle Stanley



EXEMPT STATUS: 55th on 2011 money list

HEIGHT: 5-11

WEIGHT: 165

BIRTHDATE: November 19, 1987

BIRTHPLACE: Gig Harbor, WA

RESIDENCE: Gig Harbor, WA

FAMILY: Single

SPECIAL INTERESTS: Music, movies, cars, clothes

EDUCATION: Clemson University

TURNED PRO: 2009

Q-SCHOOL: 2010

Nationwide Tour Alumnus

JOINED TOUR: 2011

PGA TOUR BEST FINISHES:

2–2011 John Deere Classic

BEST 2011 PGA TOUR FINSHES:

2–John Deere Classic.

NATIONAL TEAMS:

Walker Cup (1), 2007.

2011 PGA TOUR HIGHLIGHTS:

Got his rookie year off to a solid start, netting four top-30 finishes in his first seven starts en route to four top 10s...In July, suffered a disappointing loss by a stroke to Steve Stricker, who holed a putt from off the green on the 72nd hole at the John Deere Classic. The runner-up finish was his first top-10 on TOUR in his 32nd career start. En route to second-place honors, he matched his career-best round on TOUR with a pair of 65s in the first and

third rounds...Had it not been for a second-round, 5-over 75, he would have had a solid chance for victory at The Greenbrier Classic. Bookended 4-under 66s and a third-round, 5-under 65 to turn in a T9 finish, the second top-10 of his career. Was just two strokes out of the three-man playoff, won by Scott Stallings...Three rounds of 3-under 68 and a second-round 71 led to a T10 finish at the Deutsche Bank Championship—his third top 10 of the season...Finished T10 at the Justin Timberlake Shriners Hospitals for Children Open for his fourth top 10 in last eight starts. Carded all four rounds in the 60s at TPC Summerlin.

PERSONAL:

Lists Mike Taylor and Dr. Milt Lowderas his instructors. Favorite course he's played is Augusta National and would like to play Pine Valley in New Jersey...Favorite college teams are the Clemson Tigers and Gonzaga University basketball team...Favorite professional team is the Seattle Seahawks...Superstitions include wearing the color blue. Favorite TV show is ESPN's "SportsCen-

ter."...Favorite athletes to watch are Kobe Bryant and LeBron James. Dream foursome included his father, Ben Hogan and Jack Nicklaus...Bucket list includes winning all four major championships. Has one sister.

PLAYER STATISTICS:

Scoring Average	70.32	(35)
Driving Distance	304.6	(9)
Driving Accuracy Percentage	59.52%	(124)
Greens in Regulation Percentage	68.21%	(30)
Strokes Gained - Putting	-.533	(174)

MISC STATISTICS:

CAREER PGA TOUR LOW ROUND/ROUND

64–2011 Justin Timberlake Shriners Hospitals for Children Open/2

LARGEST PGA TOUR PAYCHECK

\$486,000–2011 John Deere Classic/2

HIGHEST OWGR RANK

After 2011 Through Week Ending: 11/14/2011/139

PGA TOUR CAREER SUMMARY

Year	Events Played	Cuts Made	1st	2nd	3rd	Top 10	Top 25	FedExCup Pts	FedExCup Rank	Earnings	Money Rank
2011	28	22		1		4	9	34	34	1,523,657	55
2010	3	1								43,090	
2009A	2	1									
2009	5	4					1			132,039	
2008A	1										
2007A	1										
Total	40	28		1		4	10			1,698,786	355

NATIONWIDE TOUR CAREER SUMMARY

Year	Events Played	Cuts Made	1st	2nd	3rd	Top 10	Top 25	Earnings	Money Rank
2010	26	16				6	10	168,670	35
2009	2	1						2,248	267
Total	28	17				6	10	170,917	456

AUSTRALIAN TOUR 2011 SUMMARY

Year	Events Played	Cuts Made	1st	Earnings	Money Rank
2011	2	1		29,350	

TOP TOURNAMENT SUMMARY

Tournament	'08	'09	'11
The Masters			
US Open	CUT	53	
British Open			T44
PGA Championship			
THE PLAYERS			
TOUR Championship			
WGC-Accenture			
WGC-Cadillac			
WGC-Bridgestone			
WGC-HSBC Champions			
The Barclays			T24
Deutsche Bank Championship			T10
BMW Championship			T22

Brendan Steele



EXEMPT STATUS: 2011 tournament winner (through 2013)
HEIGHT: 6-2
WEIGHT: 175
BIRTHDATE: April 5, 1983
BIRTHPLACE: Idyllwild, CA
RESIDENCE: Irvine, CA
FAMILY: Wife, Anastassia

SPECIAL INTERESTS: Hockey, music

EDUCATION: University of California-Riverside (2005, Business Administration)

TURNED PRO: 2005

Nationwide Tour Graduate (2010)

JOINED TOUR: 2011

PGA TOUR VICTORIES (1):

2011 Valero Texas Open

BEST 2011 PGA TOUR FINSHES:

1--Valero Texas Open.

OTHER VICTORIES:

(1): 2011 Franklin Templeton Shootout.

2011 PGA TOUR HIGHLIGHTS:

Enjoyed a tremendous rookie year on the PGA TOUR with eight top-25 finishes, of which one was a win...In 12th start of his rookie season, at the Valero Texas Open, made a clutch, 5-foot putt on the 72nd hole to claim his first career TOUR win by a shot over Charley Hoffman and Kevin Chappell. With the win, became 16th first-time winner of the Valero Texas

Open...Entered the final round just one stroke behind Bubba Watson at the Deutsche Bank Championship, but carded a 1-over 72 to finish T10, his second top 10 of the season...His third top-10 of the season came outside of San Jose, CA, in the Fall Series at the Frys.com Open. Three rounds in the 60s gave him a T7...He picked up an unofficial victory late in the season with partner Keegan Bradley at the Franklin Templeton Shootout. The duo was 32-under for the three-day event, winning by three strokes.

PERSONAL:

Got his start in golf from his big brother. Uncle, Anthony Geary, plays Luke on "General Hospital"...Grew up in a small town (Hemet, CA) that didn't have a golf course or a driving range. Biggest thrill outside of golf was getting married...Favorite course he's played is Turnberry and hopes to play Augusta National...First car was a Mercury Cougar and now drives a BMW 325i...Favorite pro team is the Los Angeles Kings...Enjoys watching "Seinfeld," and favorite book is Dark Passage...Other favorites

include sour candy, watching Alexander Ovechkin play hockey and visiting Amsterdam...Favorite vacation spot is Hawaii. Lists Wayne Gretzky, Mario Lemieux and his brother, Sean, to round out his dream foursome...Charity work involves Grandfathers for Golf.

PLAYER STATISTICS:

Scoring Average	71.02	(116)
Driving Distance	292.8	(77)
Driving Accuracy Percentage	64.83%	(50)
Greens in Regulation Percentage	65.45%	(99)
Strokes Gained - Putting	-.108	(120)

MISC STATISTICS:

CAREER PGA TOUR LOW ROUND/ROUND
64--2011 Travelers Championship/2

LARGEST PGA TOUR PAYCHECK
\$1,116,000--2011 Valero Texas Open/1

HIGHEST OWGR RANK
 After 2011 Frys.com Open/109

PGA TOUR CAREER SUMMARY

Year	Events Played	Cuts Made	1st	2nd	3rd	Top 10	Top 25	FedExCup Pts	FedExCup Rank	Earnings	Money Rank
2011	27	16	1			3	8	52	52	1,976,310	38
Total	27	16	1			3	8			1,976,310	333

NATIONWIDE TOUR CAREER SUMMARY

Year	Events Played	Cuts Made	1st	2nd	3rd	Top 10	Top 25	Earnings	Money Rank
2010	26	18	1			4	13	346,258	6
2009	18	9				3	6	85,285	70
2008	21	11				1	5	84,281	82
Total	65	38	1			8	24	515,824	153

EUROPEAN TOUR 2011 SUMMARY

Year	Events Played	Cuts Made	1st	Earnings	Money Rank
2011	2	1		97,609	

TOP TOURNAMENT SUMMARY

<u>Tournament</u>	<u>'11</u>
The Masters	
US Open	
British Open	
PGA Championship	T19
THE PLAYERS	CUT
TOUR Championship	
WGC-Accenture	
WGC-Cadillac	
WGC-Bridgestone	T48
WGC-HSBC Champions	
The Barclays	CUT
Deutsche Bank Championship	T10
BMW Championship	68

Henrik Stenson



EXEMPT STATUS: 2009 THE PLAYERS Championship winner (through 2014)

HEIGHT: 6-2

WEIGHT: 190

BIRTHDATE: April 5, 1976

BIRTHPLACE: Gothenburg, Sweden

RESIDENCE: Dubai, United Arab Emirates

FAMILY: Wife, Emma; Lisa (2007), Karl (2010)

SPECIAL INTERESTS: Movies, music, deep-sea fishing, fast cars, skiing, snorkeling

TURNED PRO: 1999

JOINED TOUR: 2007

PGA TOUR VICTORIES (2):

2007 World Golf Championships-Accenture Match Play Championship. 2009 THE PLAYERS Championship

BEST 2011 PGA TOUR FINSHES:

T12-Children's Miracle Network Hospitals Classic.

INTERNATIONAL VICTORIES:

(8): 2000 DEXIA-BIL Luxembourg Open [EurChall], Gula Sidoma Grand Prix [EurChall], 2nd Cuba Challenge Tour Grand Final [EurChall]. 2001 Benson and Hedges International Open [Eur]. 2004 The Heritage at Woburn [Eur]. 2006 Commercialbank Qatar Masters [Eur], BMW International Open [Eur]. 2007 Dubai Desert Classic [Eur]. 2008 Nedbank Challenge.

NATIONAL TEAMS:

Ryder Cup (2), 2006, 2008. World Cup (4), 2005, 2006, 2008, 2009

OTHER VICTORIES:

(1): 2008 OMEGA Mission Hills World Cup [with Robert Karlsson].

2011 PGA TOUR HIGHLIGHTS:

Struggled most of the season, going without a top-10 finish for first time since before 2005 season. Made nine of 15 cuts, but only had two top 25s...Showed flashes of old form in the last event of the season when he held the second-round co-lead at the Children's Miracle Network Classic. Finished T12 at the Disney World event after a final-round 73...Top finish on the European Tour was a T9 at the BMW International Open in June.

PERSONAL:

A family friend introduced him to the game at the age of 12. His father, Ingemar, started two years later but his 15-year-old sister, Ulrika, decided to stick to horse riding. Got down to scratch at age 18, and in 1994 played for Swedish boys. A year later, he graduated to the national side and had a successful amateur career by representing Sweden in the 1998 Eisenhower Trophy in Chile...Wife, Emma, played golf at the University of South Carolina...He spent time practicing at the school's practice facility. Having become a father of two and experienc-

ing as much of the world, he is taking interest in the next generation. He has his own junior event at his home club and is also hosting a Challenge Tour tournament; the Princess, In Skaane, Sweden...Has started the Henrik Stenson Foundation, where he aims to support and encourage children to reach their full potential through sports. He has always enjoyed team play in the otherwise individual sport and is committed to contribute in the future. He is dedicated to inspire others, be it teammates or the youngsters he encounters through his junior activities.

PLAYER STATISTICS:

Scoring Average	71.54	(N/A)
Driving Distance	291.0	(N/A)
Driving Accuracy Percentage	55.89%	(N/A)
Greens in Regulation Percentage	59.17%	(N/A)
Strokes Gained - Putting	.271	(N/A)

MISC STATISTICS:

CAREER PGA TOUR LOW ROUND/ROUND

64-2011 Children's Miracle Network Hospitals Classic/2

LARGEST PGA TOUR PAYCHECK

\$1,710,000-2009 THE PLAYERS Championship/1

HIGHEST OWGR RANK

After 2009 Valero Texas Open/4

PGA TOUR CAREER SUMMARY

Year	Events Played	Cuts Made	1st	2nd	3rd	Top 10	Top 25	FedExCup Pts	FedExCup Rank	Earnings	Money Rank
2011	15	9					2	180	180	327,799	166
2010	15	9			1	1	1	141	141	683,070	134
2009	10	9	1		1	4	5			2,550,185	
2008	9	8			2	4	6			1,238,118	
2007	15	10	1			2	6	87	87	1,897,554	40
2006	10	8			1	1	4			582,303	
2005	4	4			1	1	2			53,919	
2001	1										
Total	79	57	2		6	13	26			7,332,948	165

EUROPEAN TOUR 2011 SUMMARY

Year	Events Played	Cuts Made	1st	Earnings	Money Rank
2011	8	4		85,435	

ASIAN TOUR 2011 SUMMARY

Year	Events Played	Cuts Made	1st	Earnings	Money Rank
2011	2	1		8,800	

TOP TOURNAMENT SUMMARY

Tournament	'01	'05	'06	'07	'08	'09	'10	'11
The Masters			CUT	T17	T17	T38	CUT	CUT
US Open			T26	CUT	CUT	9	T29	T23
British Open	CUT	T34	T48	CUT	T3	T13	T3	68
PGA Championship		T47	T14	CUT	T4	T6	CUT	
THE PLAYERS			T3	T23	T10	1	CUT	CUT
TOUR Championship								
WGC-Accenture			T17	1	3	T33	T33	T33
WGC-Cadillac		T3	T13	T19	T57	T77	T37	
WGC-Bridgestone		T13	T31	T41	T16	T29	80	
WGC-HSBC Champions						T40	T13	
The Barclays				CUT				
Deutsche Bank Championship				T55				
BMW Championship				T52				

Kevin Streelman



EXEMPT STATUS: 72nd on 2011 money list
HEIGHT: 5-10
WEIGHT: 175
BIRTHDATE: November 4, 1978
BIRTHPLACE: Winfield, IL
RESIDENCE: Scottsdale, AZ

FAMILY: Wife, Courtney
SPECIAL INTERESTS: Guitar
EDUCATION: Duke University (2001, Sociology)
TURNED PRO: 2001
Q-SCHOOL: 2007
JOINED TOUR: 2008

PGA TOUR BEST FINISHES:

T3–2009 Mayakoba Golf Classic at Riviera Maya-Cancun. T3–2010 Puerto Rico Open presented by Banco Popular. T3–2010 The Barclays

BEST 2011 PGA TOUR FINSHES:

T6–Travelers Championship. T6–The McGladrey Classic.

2011 PGA TOUR HIGHLIGHTS:

Finished inside the top 95 of the money list for the fourth consecutive season and had a career-best nine top-25 finishes...Making his 14th start of the season, finished T10 at the Crowne Plaza Invita-

tional at Colonial for his first top 10 since the 2010 TOUR Championship by Coca-Cola...Recorded a second straight top 10 with a T7 at the Memorial Tournament. Missed the cut in his first start at the event in 2009 and finished T33 in 2010...Closed with rounds of 63-66 to finish T6 at the Travelers Championship. It was his second top 10 in four starts at TPC River Highlands (T10 in 2008)...Also finished T6 at the McGladrey Classic, with rounds of 66-70-66-68.

PERSONAL:

Upon graduating from Duke University in 2001, most of his friends headed for Wall Street or law school. Streelman used his mom's Nissan Altima to travel to South Dakota for the 2001 Dakotas Tour. Burned out three cars logging in more than 300,000 miles criss-crossing the country while playing various Tours.

PLAYER STATISTICS:

Scoring Average	70.54	(57)
Driving Distance	289.2	(111)
Driving Accuracy Percentage	63.72%	(65)
Greens in Regulation Percentage	65.62%	(94)
Strokes Gained - Putting	.411	(27)

MISC STATISTICS:

CAREER PGA TOUR LOW ROUND/ROUND
 62–2008 Travelers Championship/3

LARGEST PGA TOUR PAYCHECK
\$435,000–2010 The Barclays/T3

HIGHEST OWGR RANK
 After 2009 The Honda Classic/96

PGA TOUR CAREER SUMMARY

Year	Events Played	Cuts Made	1st	2nd	3rd	Top 10	Top 25	FedExCup Pts	FedExCup Rank	Earnings	Money Rank
2011	26	19				4	9	72	72	1,300,006	72
2010	28	17			2	5	7	25	25	1,472,349	62
2009	29	19			1	2	6	76	76	1,007,444	91
2008	32	24				4	8	35	35	1,352,705	78
2005	2	1								21,695	
2004	1										
2003	1										
Total	119	80			3	15	30			5,154,198	214

NATIONWIDE TOUR CAREER SUMMARY

Year	Events Played	Cuts Made	1st	2nd	3rd	Top 10	Top 25	Earnings	Money Rank
2007	1								
2005	1								
Total	2								

TOP TOURNAMENT SUMMARY

Tournament	'03	'08	'09	'10	'11
The Masters					CUT
US Open		T53			67
British Open					CUT
PGA Championship			CUT		T62
THE PLAYERS			CUT	CUT	T19
TOUR Championship				T9	
WGC-Accenture					
WGC-Cadillac					T15
WGC-Bridgestone					
WGC-HSBC Champions					
The Barclays		T4	T58	T3	T32
Deutsche Bank Championship		T50	T32	T45	CUT
BMW Championship	CUT	T22		T43	

Steve Stricker



EXEMPT STATUS: Multiple tournament winner (through 2016)

HEIGHT: 6-0

WEIGHT: 190

BIRTHDATE: February 23, 1967

BIRTHPLACE: Edgerton, WI

RESIDENCE: Madison, WI

FAMILY: Wife, Nicki; Bobbi Maria (8/31/98), Isabella Nicole (5/10/06)

SPECIAL INTERESTS: Hunting

EDUCATION: University of Illinois

TURNED PRO: 1990

Q-SCHOOL: 1993

Nationwide Tour Alumnus

JOINED TOUR: 1994

PGA TOUR VICTORIES (11):

1996 Kemper Open. 1996 Motorola Western Open. 2001 World Golf Championships-Accenture Match Play Championship. 2007 The Barclays. 2009 Crowne Plaza Invitational at Colonial. 2009 John Deere Classic. 2009 Deutsche Bank Championship. 2010 Northern Trust Open. 2010 John Deere Classic. 2011 the Memorial Tournament presented by Nationwide Insurance. 2011 John Deere Classic

BEST 2011 PGA TOUR FINSHES:

1—the Memorial Tournament presented by Nationwide Insurance. 1—John Deere Classic.

INTERNATIONAL VICTORIES:

(2): 1990 Victoria Open [Can]. 1993 Canadian PGA.

NATIONAL TEAMS:

The Presidents Cup (3), 1996, 2007, 2009; Ryder Cup (2), 2008, 2010; Dunhill Cup (1), 1996.

OTHER VICTORIES:

(1): 2009 Shark Shootout [with Jerry Kelly].

2011 PGA TOUR HIGHLIGHTS:

Only player on TOUR to record multiple wins in 2009, 2010 and 2011. Is also the eighth player since 1983 to win multiple events in at least three consecutive seasons. Made all 19 of his cuts for the second consecutive season and enters the 2012 season with 42 consecutive made cuts...Opened with three rounds in the 60s, including a third-round 8-under 65, to share the lead with Jonathan Byrd and Robert Garrigus heading into the final round of the Hyundai Tournament of Champions. A 2-under 71 left him T4, four strokes out of the playoff eventually won by Jonathan Byrd...Finished T9 at the Sony Open in Hawaii for his eighth top-15 finish in 12 starts at the event. In 46 rounds, he has failed to produce a score of par or better just five times. Was one of two (Matt Kuchar) players to post top-10 finishes in each of the Hawaii events...Claimed third

top-10 finish of the season, at the Shell Houston Open, finishing T4 with rounds of 67-69 on the weekend...Won the Memorial Tournament by one shot over Matt Kuchar and Brandt Jobe. During the second round, he aced No. 8 with a 6-iron from 188 yards in the second round, the second of his career on the PGA TOUR (1997 Phoenix Open, No. 16 in the final round). The hole-in-one was the fifth on the eighth hole at the Memorial. To kick off the third round, he recorded an eagle-2 on the 442-yard second hole with a 53 degree sand wedge from 116 yards. He followed that three holes later with an eagle-3 on the 529-yard fifth hole. Joins Rocco Mediate (2010 Frys.com Open), Jonathan Byrd (2010 Justin Timberlake Shriners Hospitals for Children Open) and Richard S. Johnson (2008 U.S. Bank Championship in Milwaukee) as the last four players on TOUR to make an ace during a tournament and go on to win. Becomes the 13th player since 1983 to record eagles on a par-3, par-4 and par-5 in the same week (in stroke-play events on TOUR) and the first in Memorial Tournament history. Is the 14th player since 1983 to have three eagles in a week at the Memorial. No one has recorded four in one tournament at Muirfield Village GC. Was the only player in the field to post all four rounds in the 60s (68-67-69-68) at the 2011 event. The last player to record four rounds in the 60s at the Memorial was Bart Bryant on his way to victory in 2005 (69-69-66-68). Has converted six of 12 third-round leads/co-leads on TOUR, including four of his last five. Has now held the outright lead five times on TOUR after 54-holes and has converted each into victory. Since 1983, is the first winner of the Memorial to play the back nine over-par for the week (4-over). He was 20-under on the front. The highest back nine by a winner was even-par by Hale Irwin in 1983 and Greg Norman in 1990 (54-hole event). Took advantage of Nos. 7, 8 and 9 on his way to victory. On those three holes he had nine birdies, one eagle and two pars. Is the seventh player over age 40 to win at Memorial and fourth-oldest. Kenny Perry is the oldest winner of the event...In July, birdied his 72nd hole from the fringe from 25 feet in dramatic style to claim his third straight win at the John Deere Classic by a stroke over Kyle Stanley. He also he became just the 17th different player to win a TOUR event in three consecutive years...Finished T12 at the PGA Championship after matching the all-time low round in a major championship with a first-round, bogey-free, 7-under-par 63. It marked the 25th time that score has been recorded in a major championship. It equaled the Atlanta Athletic Club's com-

petitive course record, set by Mark O'Meara in the second round at the 2001 PGA Championship. It was the third time he had shot 65 or better at the PGA Championship, joining Nick Price, Gary Player and Jeff Maggert as the only players who have shot 65 or better three times in PGA Championship history...Withdrew from the BMW Championship due to neck and shoulder pain that caused weakness in his left hand. Despite the WD, qualified for the next week's TOUR Championship by Coca-Cola, one of three players to qualify all four years during the FedExCup era along with Phil Mickelson and Hunter Mahan...Playing in his fourth Presidents Cup team for the United States, compiled a 2-2-0 record, including a singles victory over Y.E. Yang.

PERSONAL:

Wife, Nicki, who had been his caddie throughout his professional career, gave up the bag in 1998 to deliver daughter Bobbi Maria. Returned to caddie in 1999 at Milwaukee...Father-in-law Dennis Tiziani is the retired golf coach at University of Wisconsin who played off and on on the PGA TOUR in the 1970s...Brother-in-law Mario Tiziani played on TOUR in 2005...After missing earning TOUR card in 2005 by two strokes at PGA TOUR Qualifying Tournament, rediscovered his game hitting balls out of a trailer in the December snow on the practice range at Cherokee CC in Madison, WI...Inducted into the Wisconsin State Golf Association Hall of Fame in December 2007.

PLAYER STATISTICS:

Scoring Average	69.36	(3)
Driving Distance	288.8	(113)
Driving Accuracy Percentage	62.47%	(85)
Greens in Regulation Percentage	66.02%	(78)
Strokes Gained - Putting	.769	(2)

MISC STATISTICS:

CAREER PGA TOUR LOW ROUND/ROUND
60—2010 John Deere Classic/1

LARGEST PGA TOUR PAYCHECK
\$1,350,000—2009 Deutsche Bank Championship/1

HIGHEST OWGR RANK
After 2010 Shell Houston Open/2

PGA TOUR CAREER SUMMARY

Year	Events Played	Cuts Made	1st	2nd	3rd	Top 10	Top 25	FedExCup Pts	FedExCup Rank	Earnings	Money Rank
2011	19	19	2			5	15	18	18	3,992,785	8
2010	19	19	2		2	9	13	7	7	4,190,235	5
2009	22	19	3	2	1	11	16	3	3	6,332,636	2
2008	22	16		1		6	13	14	14	2,438,304	23
2007	23	19	1	2	1	9	14	2	2	4,663,077	4
2006	17	15		1	1	7	10			1,811,811	34
2005	21	10				1	4			397,640	162
2004	27	13				1	3			440,906	151
2003	21	8					1			150,590	189
2002	22	13				1	9			789,713	88
2001	20	15	1			4	7			1,676,229	30
2000	21	11				1	5			418,780	113
1999	21	15				4	9			662,461	64
1998	21	20		2		10	12			1,313,948	13
1997	20	13				1	3			167,652	130
1996	22	19	2	1	4	7	10			1,383,739	4
1995	23	20				4	13			438,931	40
1994	26	22		1	1	4	6			334,409	50
1993	6	2				1	1			46,171	186
1992	2	1								5,550	261
1991	1										
1990	1	1								3,974	255
Total	397	290	11	10	10	86	164			31,659,540	9

NATIONWIDE TOUR CAREER SUMMARY

Year	Events Played	Cuts Made	1st	2nd	3rd	Top 10	Top 25	Earnings	Money Rank
1993	3	1						820	226
1992	1	1						1,065	227
1991	12	7				1	4	11,298	85
1990	2	2		1		1	1	10,080	86
Total	18	11		1		2	5	23,263	932

EUROPEAN TOUR 2011 SUMMARY

Year	Events Played	Cuts Made	1st	Earnings	Money Rank
2011	1	1		2,298	

TOP TOURNAMENT SUMMARY

Tournament	'93	'94	'95	'96	'97	'98	'99	'00	'01	'02	'03	'04
The Masters				CUT	CUT		T38	T19	T10	CUT		
US Open	83		T13	T60	T36	T5	5	T27	CUT	T16		CUT
British Open				T22	T62	T52	CUT	CUT	T42	T59		
PGA Championship			T23	T26	CUT	2	CUT	CUT	T66	CUT		
THE PLAYERS		T23	T11	CUT	CUT	T51	T6	CUT	CUT	T19	CUT	CUT
TOUR Championship				3		T5			24			
WGC-Accenture							T33	T17	1	T33		
WGC-Cadillac									CNL			
WGC-Bridgestone												
WGC-HSBC Champions												
The Barclays			T60									
Deutsche Bank Championship											CUT	CUT
BMW Championship		T64	T43	1	T28	T5	T55	T29	T10	T13	CUT	T33

Tournament	'05	'06	'07	'08	'09	'10	'11
The Masters			CUT	CUT	T6	T30	T11
US Open		T6	T13	T29	T23	T58	T19
British Open			T8	T7	T52	T55	T12
PGA Championship		T7	T23	T39	CUT	T18	T12
THE PLAYERS			T52	CUT	T22		T12
TOUR Championship			T17	T24	6	T25	15
WGC-Accenture			T33	T9	T17	T33	T33
WGC-Cadillac			T35	T6	T13	T16	T18
WGC-Bridgestone			T41	T43	T6	T9	14
WGC-HSBC Champions							
The Barclays			1	T19	T2	T3	T24
Deutsche Bank Championship	CUT	T7	T9	T13	1	9	T42
BMW Championship	CUT	T42	3	T10	T53	T8	W/D

Chris Stroud



EXEMPT STATUS: 85th on 2011 money list

HEIGHT: 6-2

WEIGHT: 180

BIRTHDATE: February 3, 1982

BIRTHPLACE: Nederland, TX

RESIDENCE: Houston, TX

FAMILY: Wife, Tiffany; Halle Grace (11/6/09)

SPECIAL INTERESTS: Cooking, fishing, snow skiing, playing Rock Band on PlayStation 3

EDUCATION: Lamar University (2004, Management Information Systems)

TURNED PRO: 2004

Q-SCHOOL: 2006, 2007, 2008

Nationwide Tour Alumnus

JOINED TOUR: 2007

PGA TOUR BEST FINISHES:

4–2011 Mayakoba Golf Classic at Riviera Maya-Cancun

BEST 2011 PGA TOUR FINSHES:

4–Mayakoba Golf Classic at Riviera Maya-Cancun.

NATIONAL TEAMS:

Palmer Cup (1), 2004.

2011 PGA TOUR HIGHLIGHTS:

Had career-bests with eight top-25 finishes, a 61st-place performance in the FedExCup and an 85th-

place showing on the money list...Recorded his career-best finish on TOUR with a fourth-place finish at the Mayakoba Golf Classic. Recorded eight straight birdies (Nos 9-16) en route to a second-round 63 to come within one of the TOUR record of nine straight birdies. Held a three-stroke lead through 36 holes but posted rounds of 70-70 on the weekend to finish four shots out of Johnson Wagner-Spencer Levin playoff...Collected second top 10 of the season with a T6 at the AT&T National.

PERSONAL:

Lists Arnold Palmer and Sean Connery as heroes...One of four children (three sisters)...Admits that if he weren't a professional golfer, he would be a chef or a rock star "like Chris Daughtry."

PLAYER STATISTICS:

Scoring Average	70.84	(94)
Driving Distance	291.2	(91)
Driving Accuracy Percentage	60.03%	(119)
Greens in Regulation Percentage	67.00%	(48)
Strokes Gained - Putting	-.146	(135)

MISC STATISTICS:

CAREER PGA TOUR LOW ROUND/ROUND

62–2010 Children's Miracle Network Classic/1

LARGEST PGA TOUR PAYCHECK

\$237,500–2010 THE PLAYERS Championship/T10

HIGHEST OWGR RANK

After 2011 TOUR Championship by Coca-Cola/170

PGA TOUR CAREER SUMMARY

Year	Events Played	Cuts Made	1st	2nd	3rd	Top 10	Top 25	FedExCup Pts	FedExCup Rank	Earnings	Money Rank
2011	28	16				2	8	61	61	1,096,499	85
2010	27	17				4	6	127	127	942,082	102
2009	28	17				2	5	120	120	735,019	113
2008	29	12				2	4	205	205	482,405	155
2007	24	9				2	5	167	167	673,106	133
2005	1										
2004	1	1								10,350	
Total	138	72				12	28			3,939,461	247

NATIONWIDE TOUR CAREER SUMMARY

Year	Events Played	Cuts Made	1st	2nd	3rd	Top 10	Top 25	Earnings	Money Rank
2010	1	1						4,278	224
2008	1	1						1,898	270
2007	3	1				1	1	16,250	185
2006	9	4				2	4	53,919	96
2004	1								
Total	15	7				3	5	76,344	632

TOP TOURNAMENT SUMMARY

Tournament	'07	'08	'09	'10	'11
The Masters					
US Open	CUT	CUT	CUT	T47	
British Open					
PGA Championship					
THE PLAYERS				T10	T12
TOUR Championship					
WGC-Accenture					
WGC-Cadillac					
WGC-Bridgestone					
WGC-HSBC Champions					
The Barclays			W/D		T18
Deutsche Bank Championship					T42
BMW Championship					T22

Daniel Summerhays



EXEMPT STATUS: T18 at 2011 PGA TOUR Qualifying Tournament

HEIGHT: 5-8

WEIGHT: 185

BIRTHDATE: December 2, 1983

BIRTHPLACE: Farmington, UT

RESIDENCE: Farmington, UT

FAMILY: Wife, Emily; Jack Daniel (3/20/08), Patton White (11/9/09)

SPECIAL INTERESTS: Ping-pong, family, sports

EDUCATION: Brigham Young University (2008, Business Finance)

TURNED PRO: 2007

Q-SCHOOL: 2011

Nationwide Tour Graduate (2010)

JOINED TOUR: 2011

PGA TOUR BEST FINISHES:

T11–2011 Bob Hope Classic

BEST 2011 PGA TOUR FINSHES:

T11–Bob Hope Classic.

2011 PGA TOUR HIGHLIGHTS:

Claimed a pair of top-25 finishes in the 29 starts during his PGA TOUR rookie year. Of his four Nationwide Tour starts, posted a best finish of T21 at the Albertsons Boise Open...At The Heritage, recorded a hole-in-one on the par-3 17th hole with an 8-iron from 177 yards en route to a 5-under 66. It was the 20th hole-in-one in tournament history and 11th on TOUR in 2011. He went on to finish T64...In December, he opened with an 8-under 64 at PGA West in Palm Springs, CA, and went on to finish T18 at the PGA TOUR Qualifying Tournament to retain his PGA TOUR playing privileges in 2012.

PERSONAL:

Comes from a golf family...His older brother, Boyd, is a past PGA TOUR and Nationwide Tour member, while his uncle Bruce Summerhays was a Champions Tour player and his cousin Carrie Roberts is a former LPGA player who is now the head women's golf coach at BYU...Lists his dad and brother as his heroes. Got his start in golf from his dad...Served a two-year Mormon mission from June 2003-June 2005 in Santiago, Chile, and is fluent in Spanish...Cites winning the 2007 Nationwide Children's Hospital Invitational as his biggest thrill in golf. Was a member of the Davis High School (Kaysville, UT) state championship basketball team...Is an avid ping-pong player. Says changing his son's diaper is no problem since he has more than 20 nieces and nephews...With his Spanish-language background, considered himself part of the Nationwide Tour's "Latin Federation," which at the time included Miguel Angel Carballo, Sebastian Fernandez, Fabian Gomez and Esteban Toledo. Says he understands Chilean slang perfectly but "Argentine or Mexican slang words are a little different."...Lists Cafe Rio in Salt Lake City as his favorite restaurant...His most-memorable Christmas present was the first set of Ping Eye-2 beryllium irons he

received when he was 12...Always uses an orange ball mark...Favorite websites are espn.com and pga-tour.com...Favorite pro team is the Utah Jazz. Likes to visit Monterey, CA, and Hawaii. Carries beef jerky and trail mix in his golf bag to eat while he's playing.

PLAYER STATISTICS:

Scoring Average	72.49	(182)
Driving Distance	284.9	(139)
Driving Accuracy Percentage	62.83%	(84)
Greens in Regulation Percentage	63.24%	(150)
Strokes Gained - Putting	-.257	(153)

MISC STATISTICS:

CAREER PGA TOUR LOW ROUND/ROUND

64–2 times, most recent 2011 Sony Open in Hawaii/2

LARGEST PGA TOUR PAYCHECK

\$120,000–2011 Bob Hope Classic/T11

HIGHEST OWGR RANK

After 2011 AT&T Pebble Beach National Pro-Am/226

PGA TOUR CAREER SUMMARY

Year	Events Played	Cuts Made	1st	2nd	3rd	Top 10	Top 25	FedExCup Pts	FedExCup Rank	Earnings	Money Rank
2011	29	8					2	162	162	301,899	171
2010	1										
Total	30	8					2			301,899	508

NATIONWIDE TOUR CAREER SUMMARY

Year	Events Played	Cuts Made	1st	2nd	3rd	Top 10	Top 25	Earnings	Money Rank
2011	4	1					1	7,830	189
2010	26	16		3	1	7	12	391,742	5
2009	26	12				2	3	70,540	81
2008	28	16		1	1	4	10	177,845	35
2007A	1	1	1			1	1		
2007	12	10				1	4	46,926	113
2001A	1								
Total	98	56	1	4	2	15	31	694,884	88

TOP TOURNAMENT SUMMARY

<u>Tournament</u>	<u>'10</u>
The Masters	
US Open	CUT
British Open	
PGA Championship	
THE PLAYERS	
TOUR Championship	
WGC-Accenture	
WGC-Cadillac	
WGC-Bridgestone	
WGC-HSBC Champions	
The Barclays	
Deutsche Bank Championship	
BMW Championship	

Kevin Sutherland



EXEMPT STATUS: Major Medical Extension

HEIGHT: 6-1

WEIGHT: 185

BIRTHDATE: July 4, 1964

BIRTHPLACE: Sacramento, CA

RESIDENCE: Sacramento, CA

FAMILY: Wife, Mary; Keaton (8/28/00)

SPECIAL INTERESTS: Basketball, baseball

EDUCATION: Fresno State University (1987, Business)

TURNED PRO: 1987

Q-SCHOOL: 1995, 1996

Nationwide Tour Alumnus

JOINED TOUR: 1996

PGA TOUR VICTORIES (1):

2002 World Golf Championships-Accenture Match Play Championship

BEST 2011 PGA TOUR FINSHES:

T11-Valero Texas Open.

2011 PGA TOUR HIGHLIGHTS:

Made only five cuts in 11 starts before neck and back injuries forced him to take the rest of the season off after missing the cut at THE PLAYERS Championship. Will play the 2012 season on a Major Medi-

cal Extension. Will have 15 events to earn \$378,473, reaching No. 125 from the 2011 money list.

PERSONAL:

Brother David was a member of PGA TOUR from 1997-2004. The two were paired together for the first time on TOUR during first two rounds of 1999 Compaq Classic of New Orleans...Won 1997 EA Sports Challenge Championship, defeating defending champion Paul Goydos.

PLAYER STATISTICS:

Scoring Average	71.30	(N/A)
Driving Distance	283.0	(N/A)
Driving Accuracy Percentage	61.76%	(N/A)
Greens in Regulation Percentage	67.34%	(N/A)
Strokes Gained - Putting	-.275	(N/A)

MISC STATISTICS:

CAREER PGA TOUR LOW ROUND/ROUND

62-2010 RBC Canadian Open/2

LARGEST PGA TOUR PAYCHECK

\$1,000,000-2002 World Golf Championships-Accenture Match Play Championship/1

HIGHEST OWGR RANK

After 2002 Touchstone Energy Tucson Open/32

PGA TOUR CAREER SUMMARY

Year	Events Played	Cuts Made	1st	2nd	3rd	Top 10	Top 25	FedExCup Pts	FedExCup Rank	Earnings	Money Rank
2011	11	5					2	172	172	289,693	178
2010	25	17				1	8	101	101	818,682	118
2009	27	22				2	9	44	44	1,218,605	73
2008	26	22		2		6	12	11	11	2,581,311	18
2007	25	17		1		3	7	74	74	1,351,942	67
2006	29	21					7			751,626	115
2005	26	19				3	9			845,875	101
2004	27	16				4	5			928,760	85
2003	27	21				3	9			1,092,918	67
2002	28	18	1			3	7			1,569,529	36
2001	30	21		1		7	13			1,523,573	32
2000	27	21				4	12			728,635	66
1999	29	21				4	8			663,891	63
1998	30	22			1	3	9			444,429	66
1997	27	17		1		4	6			455,860	52
1996	33	21				1	4			144,828	135
1995	1										
1991	1	1								2,030	296
Total	429	302	1	5	1	48	127			15,412,187	57

NATIONWIDE TOUR CAREER SUMMARY

Year	Events Played	Cuts Made	1st	2nd	3rd	Top 10	Top 25	Earnings	Money Rank
1995	26	21				7	12	60,822	32
1994	4	3				1	2	10,130	106
1993	5	5				1	5	15,113	91
1992	15	6		1		2	4	21,444	63
1991	26	16		1		2	8	30,221	40
1990	2	1					1	1,475	176
Total	78	52		2		13	32	139,205	500

TOP TOURNAMENT SUMMARY

Tournament	'96	'97	'98	'99	'00	'01	'02	'03	'04	'05	'06	'07
The Masters							CUT	T33				
US Open	CUT		CUT			T44	T37	T28	CUT			T58
British Open						T9	CUT					
PGA Championship		T76	T44	CUT	CUT	CUT	T43	T18	CUT	77		T9
THE PLAYERS			T42	CUT	CUT	T58	CUT	T48	T6	T68	CUT	T58
TOUR Championship												
WGC-Accenture						T33	1	T9				
WGC-Cadillac							T27					
WGC-Bridgestone							T58					
WGC-HSBC Champions												
The Barclays	T20	T72	T7	T18	T19	T11	T18		T32	T22	T25	CUT
Deutsche Bank Championship									CUT	CUT	T50	CUT
BMW Championship	CUT	T34	T42		T41	T7	T53	CUT	T71	CUT	T78	T25

Tournament	'08	'09	'10	'11
The Masters		T46		
US Open		T33		
British Open		T60		
PGA Championship	T63	T32	CUT	
THE PLAYERS	CUT	T32	CUT	CUT
TOUR Championship	15			
WGC-Accenture		T33		
WGC-Cadillac		T61		
WGC-Bridgestone				
WGC-HSBC Champions				
The Barclays	PT2	T52	CUT	
Deutsche Bank Championship	T50	T15		
BMW Championship	T55	T23		

Toru Taniguchi (TORE-oo tan-uh-GOO-chee)



EXEMPT STATUS: None/International Player
HEIGHT: 5-5
WEIGHT: 160
BIRTHDATE: February 10, 1968
BIRTHPLACE: Nara, Japan

RESIDENCE: Nara, Japan
FAMILY: Married, one child
EDUCATION: Doshisha University
TURNED PRO: 1992

PGA TOUR BEST FINISHES:

3–2001 World Golf Championships-Accenture Match Play Championship

INTERNATIONAL VICTORIES:

(16): 1998 Mitsubishi Galant Tournament [Jpn]. 2000 Acom International [Jpn], Philip Morris Championship [Jpn]. 2002 Token Corporation Cup [Jpn], Tamanoi Yomiuri Open [Jpn], Acom Open [Jpn], Georgia Tokai Classic [Jpn]. 2004 Japan Open [Jpn], Bridgestone Open [Jpn]. 2005 Casio World Open [Jpn]. 2006 The Golf Tournament in Omaezaki [Jpn]. 2007 Woodone Open Hiroshima [Jpn], Shigeo Invitational Sega Sammy Cup [Jpn], Japan Open. 2009 ANA Open [Jpn]. 2010 Japan PGA Champi-

onship [Jpn]. 2011 Bridgestone Open [Jpn].

NATIONAL TEAMS:

World Cup (1), 2008.

2011 PGA TOUR HIGHLIGHTS:

Finished third on the Japan Golf Tour order of merit...Shot four rounds in the 60s at the Bridgestone Open on the Japan Golf Tour to win that tournament for a second time (2004). Was tied with Katsumasa Miyamoto going into the final round, but his final-round 65 left him a five-stroke winner...Had four other Japan Golf Tour top-10s—at the Tsuruya Open (T5), the Canon Open (T7), the Token Homemate

Cup (T8) and the Coca-Cola Tokai Clasic (T9)...At the rain-shortened Golf Nippon Series JT Cup on the Japan Golf Tour, he began the final round tied with Ryo Ishikawa for the lead. He shot a 5-under 65 Sunday to drop into a playoff with Hiroyuki Fujita, which Fujita won.

MISC STATISTICS:

CAREER PGA TOUR LOW ROUND/ROUND
65–2001 Buick Invitational/2

LARGEST PGA TOUR PAYCHECK
\$400,000–2001 World Golf Championships-Accenture Match Play Championship/3

HIGHEST OWGR RANK
After 2008 Bob Hope Chrysler Classic/27

PGA TOUR CAREER SUMMARY

Year	Events Played	Cuts Made	1st	2nd	3rd	Top 10	Top 25	FedExCup Pts	FedExCup Rank	Earnings	Money Rank
2010	2	2								34,720	
2008	7	3								16,120	
2007	4	1								21,594	
2006	2	1									
2005	7	1					1			38,880	
2003	4										
2002	8	4				1	1			170,510	
2001	9	4			1	2	2			187,914	
1998	1										
Total	44	16			1	3	4			469,738	

JAPAN TOUR 2011 SUMMARY

Year	Events Played	Cuts Made	1st	Earnings	Money Rank
2011	23	20	1	1,140,577	

TOP TOURNAMENT SUMMARY

Tournament	'98	'01	'02	'03	'05	'06	'07	'08	'10
The Masters			CUT	CUT				CUT	
US Open		CUT		CUT	CUT	CUT	CUT	CUT	T63
British Open	CUT	T37	T69	CUT	CUT		T60	CUT	T60
PGA Championship		CUT	CUT	CUT	CUT		CUT	CUT	
THE PLAYERS TOUR Championship									
WGC-Accenture		3	T33					T33	
WGC-Cadillac		CNL				T59		T26	
WGC-Bridgestone									
WGC-HSBC Champions									
The Barclays									
Deutsche Bank Championship									
BMW Championship									

Vaughn Taylor



EXEMPT STATUS: T5 at 2011 PGA TOUR Qualifying Tournament
HEIGHT: 6-0
WEIGHT: 150
BIRTHDATE: March 9, 1976
BIRTHPLACE: Roanoke, VA
RESIDENCE: Augusta, GA
FAMILY: Wife, Leot

SPECIAL INTERESTS: Fishing

EDUCATION: Augusta State University (1999, Business Administration)

TURNED PRO: 1999

Nationwide Tour Graduate (2003)

JOINED TOUR: 2004

PGA TOUR VICTORIES (2):

2004 Reno-Tahoe Open. 2005 Reno-Tahoe Open

BEST 2011 PGA TOUR FINSHES:

T25–Bob Hope Classic. T25–Northern Trust Open.

NATIONAL TEAMS:

Ryder Cup (1), 2006.

2011 PGA TOUR HIGHLIGHTS:

Prior to a T5 at the PGA TOUR Qualifying Tournament, did not record a top-10 finish for first time on

TOUR. Had at least two top 10s for the last seven seasons. Made 17 of 27 cuts but was only able to turn in two top-25 performances...Held the outright, 36-hole lead at the Reno-Tahoe Open (9-under), looking for a third title there but struggled to rounds of 72-76 on the weekend to finish T38...In December, opened with a 7-under 65 en route to T5 honors at the PGA TOUR Qualifying Tournament at PGA West in Palm Springs, CA.

PERSONAL:

Moved to Augusta, GA, as an infant. Attended high school (Hephzibah High) and college (Augusta State) there and still resides near his parents.

PLAYER STATISTICS:

Scoring Average	70.91	(103)
Driving Distance	284.1	(147)
Driving Accuracy Percentage	64.22%	(58)
Greens in Regulation Percentage	66.04%	(76)
Strokes Gained - Putting	.193	(62)

MISC STATISTICS:

CAREER PGA TOUR LOW ROUND/ROUND

63–4 times, most recent 2009 The 50th Bob Hope Classic hosted by Arnold Palmer/1

LARGEST PGA TOUR PAYCHECK

\$648,000–2009 Turning Stone Resort Championship/2

HIGHEST OWGR RANK

After 2007 EDS Byron Nelson Championship/37

PGA TOUR CAREER SUMMARY

Year	Events Played	Cuts Made	1st	2nd	3rd	Top 10	Top 25	FedExCup Pts	FedExCup Rank	Earnings	Money Rank
2011	27	17					2	116	116	423,907	148
2010	26	17		1		6	7	35	35	1,838,861	42
2009	28	16		1		2	4	115	115	1,178,282	79
2008	32	21		1		2	7	132	132	1,053,423	98
2007	28	18			1	3	5	60	60	1,313,353	70
2006	26	18			1	6	9			1,783,945	35
2005	32	19	1		1	4	8			1,827,574	36
2004	27	16	1			4	8			1,176,434	67
2000A	1										
1998A	1										
Total	228	142	2	3	3	27	50			10,595,778	113

NATIONWIDE TOUR CAREER SUMMARY

Year	Events Played	Cuts Made	1st	2nd	3rd	Top 10	Top 25	Earnings	Money Rank
2004	1	1					1	7,250	214
2003	17	10	1	2		5	6	223,988	11
2002	10	5				1	2	24,798	127
2001	1								
2000	12	7				2	4	50,986	85
Total	41	23	1	2		8	13	307,023	278

TOP TOURNAMENT SUMMARY

Tournament	'98	'04	'05	'06	'07	'08	'09	'10	'11
The Masters				CUT	T10	CUT			
US Open	CUT				CUT				
British Open				T66	CUT				
PGA Championship			T28	CUT	CUT	CUT		CUT	
THE PLAYERS			T32	T8	CUT	CUT	CUT	CUT	CUT
TOUR Championship									
WGC-Accenture									
WGC-Cadillac			T32						
WGC-Bridgestone				T18	T61	T27			
WGC-HSBC Champions									
The Barclays		CUT		CUT	T60	CUT	T64	T5	CUT
Deutsche Bank Championship			3		T41			CUT	
BMW Championship		T63		T42	T30			T30	

Josh Teater



EXEMPT STATUS: 110th on 2011 money list
HEIGHT: 5-10
WEIGHT: 180
BIRTHDATE: April 6, 1979
BIRTHPLACE: Danville, KY
RESIDENCE: Lexington, KY

FAMILY: Single
SPECIAL INTERESTS: Music, TV, movies, Kentucky athletics
EDUCATION: Morehead State University (2001, Business)
TURNED PRO: 2001
 Nationwide Tour Graduate (2009)
JOINED TOUR: 2010

PGA TOUR BEST FINISHES:

T3–2010 Turning Stone Resort Championship

BEST 2011 PGA TOUR FINSHES:

T7–Frys.com Open.

2011 PGA TOUR HIGHLIGHTS:

Made 20 of 31 cuts to go with two top 10s and seven top 25s...Earned first top 10 of the year in his 26th start, with a T10 at the Reno-Tahoe Open. First top 10 since a T3 at the 2010 Turning Stone Resort Championship. Entered the final round alone in second, two shots off the pace, but struggled to

a final round, 1-over 73...Next top-10 finish of the season came at the Frys.com Open in the Fall Series. Three rounds in the 60s earned him a piece of the eight-way tie for seventh-place honors. In eight rounds at CordeValle GC, has never posted an over-par round.

PERSONAL:

His instructor, Kentucky-based Matt Killen, also works with Kentuckians Kenny Perry and J.B. Holmes.

PLAYER STATISTICS:

Scoring Average	71.06	(120)
Driving Distance	302.3	(15)
Driving Accuracy Percentage	61.48%	(98)
Greens in Regulation Percentage	66.89%	(53)
Strokes Gained - Putting	-.136	(132)

MISC STATISTICS:

CAREER PGA TOUR LOW ROUND/ROUND

64–2011 Justin Timberlake Shriners Hospitals for Children Open/2

LARGEST PGA TOUR PAYCHECK

\$226,300–2010 AT&T Pebble Beach National Pro-Am/T5

HIGHEST OWGR RANK

After 2010 Shell Houston Open/132

PGA TOUR CAREER SUMMARY

Year	Events Played	Cuts Made	1st	2nd	3rd	Top 10	Top 25	FedExCup Pts	FedExCup Rank	Earnings	Money Rank
2011	31	20				2	7	102	102	769,324	110
2010	31	19			1	2	8	76	76	1,005,323	89
2005	1										
Total	63	39			1	4	15			1,774,647	351

NATIONWIDE TOUR CAREER SUMMARY

Year	Events Played	Cuts Made	1st	2nd	3rd	Top 10	Top 25	Earnings	Money Rank
2009	26	17	1	1	1	5	11	326,438	7
2004	1								
2003	1	1						1,451	321
Total	28	18	1	1	1	5	11	327,889	255

TOP TOURNAMENT SUMMARY

Tournament	'05	'10	'11
The Masters			
US Open			
British Open			
PGA Championship			
THE PLAYERS			CUT
TOUR Championship			
WGC-Accenture			
WGC-Cadillac			
WGC-Bridgestone			
WGC-HSBC Champions			
The Barclays			T36 T43
Deutsche Bank Championship	CUT	T45	
BMW Championship			

Roland Thatcher



EXEMPT STATUS: 127th on 2011 money list
HEIGHT: 5-9
WEIGHT: 185
BIRTHDATE: April 11, 1977
BIRTHPLACE: Hampton, VA
RESIDENCE: The Woodlands, TX
FAMILY: Wife, Lindsey

EDUCATION: Auburn University (2000, Political Science, Criminal Justice)
TURNED PRO: 2000
Q-SCHOOL: 2003, 2004
 Nationwide Tour Graduate (2007)
JOINED TOUR: 2004

PGA TOUR BEST FINISHES:

T2–2009 Buick Open. 2–2010 Children's Miracle Network Classic

BEST 2011 PGA TOUR FINSHES:

T5–Transitions Championship.

2011 PGA TOUR HIGHLIGHTS:

Finished just outside the top 125 on the money list. Made 10 of 22 cuts, but had a career-best six top-25 finishes. Entered the final event of the year, the Children's Miracle Network Hospitals Classic at No. 120 on the money list, but missed the cut and

dropped out of the top 125...Carded four rounds in the 60s, including a second-round, 5-under 65, to open the season with a T7 at the Sony Open in Hawaii...Notched his second top 10 of the year, a T5 at the Transitions Championship, carding rounds of 68-67-69-70 to finish 10-under-par, five behind champion Gary Woodland.

PERSONAL:

Lived off the fifth hole at TPC The Woodlands since age 2.

PLAYER STATISTICS:

Scoring Average	71.48	(151)
Driving Distance	293.1	(75)
Driving Accuracy Percentage	61.16%	(102)
Greens in Regulation Percentage	64.26%	(130)
Strokes Gained - Putting	.223	(52)

MISC STATISTICS:

CAREER PGA TOUR LOW ROUND/ROUND

61–2008 Mayakoba Golf Classic at Riviera Maya-Cancun/3

LARGEST PGA TOUR PAYCHECK

\$507,600–2010 Children's Miracle Network Classic/2

HIGHEST OWGR RANK

After 2007 The Presidents Cup/181

PGA TOUR CAREER SUMMARY

Year	Events Played	Cuts Made	1st	2nd	3rd	Top 10	Top 25	FedExCup Pts	FedExCup Rank	Earnings	Money Rank
2011	22	10				2	6	135	135	666,371	127
2010	26	10		1		2	3	184	184	796,157	122
2009	16	6		1		2	3	124	124	681,631	121
2008	15	7				2	4	144	144	445,212	161
2006	1	1					1			74,250	
2005	26	12				1	3			326,299	173
2004	23	9				1	2			247,987	177
2003	2										
Total	131	55		2		10	22			3,237,907	275

NATIONWIDE TOUR CAREER SUMMARY

Year	Events Played	Cuts Made	1st	2nd	3rd	Top 10	Top 25	Earnings	Money Rank
2009	2								
2007	28	19	2	1	1	6	15	415,124	2
2006	29	17				3	10	116,641	55
2005	1								
2004	3	3				1	1	19,265	154
2003	25	17		1		4	8	151,477	29
2002	27	11	1			3	4	127,768	30
Total	115	67	3	2	1	17	38	830,274	52

TOP TOURNAMENT SUMMARY

Tournament	'03	'04	'05	'09	'10
The Masters					
US Open	CUT				
British Open					
PGA Championship					
THE PLAYERS					T64
TOUR Championship					
WGC-Accenture					
WGC-Cadillac					
WGC-Bridgestone					
WGC-HSBC Champions					
The Barclays		DNS	CUT	CUT	
Deutsche Bank Championship		CUT	CUT		
BMW Championship		CUT	T52		

Kyle Thompson



EXEMPT STATUS: No. 15 on 2011 Nationwide Tour money list

HEIGHT: 5-10

WEIGHT: 175

BIRTHDATE: April 25, 1979

BIRTHPLACE: Panama City, FL

RESIDENCE: Greenville, SC

FAMILY: Wife, Emmi; Sophia Marie (5/12/09)

SPECIAL INTERESTS: All sports, reading, spending time with friends

EDUCATION: University of South Carolina (2001, Marketing/Management)

TURNED PRO: 2001

Nationwide Tour Graduate (2008, 2011)

JOINED TOUR: 2008

PGA TOUR BEST FINISHES:

T15–2008 Puerto Rico Open presented by Banco Popular

2011 PGA TOUR HIGHLIGHTS:

Finished No. 15 on the Nationwide Tour money list to earn a second trip to the PGA TOUR and first since his rookie season in 2008...Opened the year with a T10 at the Panama Claro Championship...Earned his third career title in June, a one-stroke victory at The Rex Hospital Open, where he birdied the 72nd hole to finish at 14-under par. Late in the final round, with nine players left on the course, there was a six-way tie for the lead at minus-13. Thompson rolled in a 7-footer to become the tournament's first two-

time winner. He collected a check for \$99,000 and added the trophy to the one he won in 2007 when he earned his first career title. Moved to No. 6 on the money list with his victory...Followed his win in Raleigh with a runner-up effort the next week at the Preferred Health Systems Wichita Open, where he hovered near the lead all week. Missed an eagle putt on the 72nd hole and then tapped in for birdie, giving him temporary share of the lead at 17-under with playing partner Mathew Goggin, who rolled in a 6-foot birdie putt to earn a one-stroke victory. Second-place effort pushed him to No. 2 on the money list through 10 events and put him in prime position to return to the PGA TOUR in 2012...Picked up his fourth top-10 finish of the year the following week, at the Mexico Open. Four steady, under-par rounds led to a T4.

PLAYER STATISTICS:

Scoring Average	75.30	(N/A)
Driving Distance	263.3	(N/A)
Driving Accuracy Percentage	46.43%	(N/A)
Greens in Regulation Percentage	58.33%	(N/A)
Strokes Gained - Putting	-1.067	(N/A)

MISC STATISTICS:

CAREER PGA TOUR LOW ROUND/ROUND

66–2 times, most recent 2008 Puerto Rico Open presented by Banco Popular/1

LARGEST PGA TOUR PAYCHECK

\$54,250–2008 Puerto Rico Open presented by Banco Popular/T15

HIGHEST OWGR RANK

After 2011 John Deere Classic/223

PGA TOUR CAREER SUMMARY

Year	Events Played	Cuts Made	1st	2nd	3rd	Top 10	Top 25	FedExCup Pts	FedExCup Rank	Earnings	Money Rank
2011	1										
2009	1										
2008	26	9					1	209	209	154,447	211
2007	1	1					1			42,900	
2006	1										
2003	1										
Total	31	10					2			197,347	

NATIONWIDE TOUR CAREER SUMMARY

Year	Events Played	Cuts Made	1st	2nd	3rd	Top 10	Top 25	Earnings	Money Rank
2011	21	14	1	1		4	5	233,949	15
2010	24	12		1		3	6	138,757	49
2009	23	7					2	24,833	148
2008	3	2		2		2	2	87,271	79
2007	28	12	2			4	7	248,698	14
2006	26	16			1	3	8	117,046	53
2005	25	16				2	3	67,135	74
2004	28	17		2		6	10	193,835	22
2003	24	15		2		4	7	174,008	25
2002	2								
2001	1	1						1,137	314
1997A	1	1							
Total	206	113	3	8	1	28	50	1,286,669	8

Michael Thompson



EXEMPT STATUS: 98th on 2011 money list
HEIGHT: 6-0
WEIGHT: 185
BIRTHDATE: April 16, 1985
BIRTHPLACE: Tucson, AZ
RESIDENCE: Birmingham, AL
FAMILY: Wife, Rachel

SPECIAL INTERESTS: Reading, Alabama football, model building, soccer

EDUCATION: University of Alabama (2008, Accounting)

TURNED PRO: 2008

Q-SCHOOL: 2010

JOINED TOUR: 2011

PGA TOUR BEST FINISHES:

3–2011 The McGladrey Classic

BEST 2011 PGA TOUR FINSHES:

3–The McGladrey Classic.

NATIONAL TEAMS:

Palmer Cup (1), 2008.

2011 PGA TOUR HIGHLIGHTS:

In his rookie year, he claimed a pair of top-five finishes. In just two Nationwide Tour starts, finished sixth at the Melwood Prince George's Open, thanks to four sub-par rounds...After a bogey on the opening hole in the final round of the Travelers Championship, closed with nine birdies for an 8-under 62 to finish fourth at TPC River Highlands. Previous-low round on the TOUR was a 65—posted as an amateur during the first round of the 2008 Travelers Championship (finished T59) and the second round during his professional debut at the 2008 Valero Texas Open (finished T28). His 62 fell just one shy of the lowest fourth-round score at the Travelers Championship, set by Scott Verplank in 2001 and Brad Faxon in 2005. Fourth-place finish became his first top 10 in 17 career starts on TOUR...Next top 10 came 11 starts later, where rounds of 65-65-67 led

to a one-stroke, 54-hole lead over Billy Horschel at the McGladrey Classic. He fired a final-round, 1-under 69 that left him with a career-best solo-third place finish. Entered the 72nd hole tied at 15-under with Ben Crane and Webb Simpson but pushed his drive into the hazard en route to a bogey-5. At one point, he had a streak of 43 holes without a bogey before carding two on the back nine Sunday that dashed his title hopes. Silver lining was he moved from No. 116 to No. 94 on the official money list to secure his card for the 2012 season. The third-place finish came on the same Seaside Course where, as an amateur at Alabama in 2007, he finished second at the Southeastern Conference Championship to help the Crimson Tide to a fourth-place team finish...Late in the year, traveled to Bangkok for the Thailand Golf Championship. Played steadily throughout and finished third in his Asian Tour debut, eight strokes behind winner Lee Westwood.

PERSONAL:

Has two brothers, one a U.S. Air Force pilot (Zach) and the other an IBM employee with four kids (Ryan). His sister, Darcy, is a pediatrician at Johns Hopkins University in Baltimore...Attended University High School in Tucson, AZ, helping lead his team to the 2001 state championship...Says he saw a golf tournament on TV when he was 6 and has been "hooked ever since"...Biggest thrill outside of golf was getting married...Favorite golf course played is Winged Foot. Would most like to play Cy-

press Point and St. Andrews...Never travels without a good book to read...Favorite professional team is the New Orleans Saints. Favorite college team is the University of Alabama. Superstitions include always marking his ball with a head's up 1985 quarter. Favorite TV show is "NCIS." Loves watching movies and can't pick a favorite. Favorite author is Clive Cussler. Favorite food is Mexican. Favorite vacation spot is San Diego, CA. Would round out his dream foursome with his grandfather (Don), Davis Love III and Ben Hogan. Not many people know that he is an Eagle Scout in the Boy Scouts of America. Bucket list includes winning all four major championships, touring Europe and going on a safari in Africa. Charities include College Golf Fellowship.

PLAYER STATISTICS:

Scoring Average	70.94	(106)
Driving Distance	291.0	(94)
Driving Accuracy Percentage	60.14%	(116)
Greens in Regulation Percentage	65.30%	(101)
Strokes Gained - Putting	.477	(22)

MISC STATISTICS:

CAREER PGA TOUR LOW ROUND/ROUND

62–2011 Travelers Championship/4

LARGEST PGA TOUR PAYCHECK

\$288,000–2011 Travelers Championship/4

HIGHEST OWGR RANK

After 2011 Through Week Ending: 01/02/2012/131

PGA TOUR CAREER SUMMARY

Year	Events Played	Cuts Made	1st	2nd	3rd	Top 10	Top 25	FedExCup Pts	FedExCup Rank	Earnings	Money Rank
2011	25	15			1	2	6	115	115	935,265	98
2008A	3	2									
2008	1	1								32,625	
Total	29	18			1	2	6			967,890	423

NATIONWIDE TOUR CAREER SUMMARY

Year	Events Played	Cuts Made	1st	2nd	3rd	Top 10	Top 25	Earnings	Money Rank
2011	2	2				1	1	22,963	135
2010	1	1						2,650	250
2008	2								
Total	5	3				1	1	25,613	901

TOP TOURNAMENT SUMMARY

<u>Tournament</u>	<u>'08</u>	<u>'11</u>
The Masters	CUT	
US Open	T29	
British Open		
PGA Championship		
THE PLAYERS		
TOUR Championship		
WGC-Accenture		
WGC-Cadillac		
WGC-Bridgestone		
WGC-HSBC Champions		
The Barclays		CUT
Deutsche Bank Championship		
BMW Championship		

Brendon Todd



EXEMPT STATUS: 1st at 2011 PGA TOUR Qualifying Tournament
HEIGHT: 6-3
WEIGHT: 180
BIRTHDATE: July 22, 1985
BIRTHPLACE: Pittsburgh, PA
RESIDENCE: Atlanta, GA

FAMILY: Wife, Rachel
SPECIAL INTERESTS: Football, movies, ping-pong
EDUCATION: University of Georgia (2007, Business Marketing)
TURNED PRO: 2007
 Nationwide Tour Graduate (2008)
JOINED TOUR: 2012

PGA TOUR BEST FINISHES:

T12–2009 St. Jude Classic presented by FedEx

2011 PGA TOUR HIGHLIGHTS:

Earned medalist honors at the PGA TOUR Qualifying Tournament in Palm Springs, CA...In 24 Nationwide Tour starts, he claimed a pair of top-10 finishes, first with a T10 at the BMW Charity Pro-Am. He then matched that finish at the WNB Golf Classic, following an opening-round, 5-under 67...Shot a 4-under 68 on the final day of the PGA TOUR Qualifying Tournament to earn his card for the 2012 TOUR season. He was the only player in the field to post all six rounds under-par.

PERSONAL:

Lists Kent Slinkard, Jon Tattersall, Scott Davenport and Cody Barden as instructors...Says his biggest thrill in golf was recording aces on the same hole

(No. 17) in back-to-back rounds at the Nationwide Tour's 2009 Athens Regional Foundation Classic...Biggest thrill outside of golf was a 140-meter bungee jump he made in New Zealand...Favorite courses he's played include Augusta National GC, Turnberry and Oakmont CC and says he would like to play Cypress Point and Pine Valley...Favorite Web sites are spin.com, espn.com, cbssports.com, georgiadogs.com and youtube.com...Favorite teams include the Georgia Bulldogs, Pittsburgh Steelers and Atlanta Braves...Favorite TV shows include "Entourage" and "Modern Family"...Favorite movies include "Gladiator," "Rounders" and "Wedding Crashers"...Enjoys steak, pizza and Five Guys' hamburgers...Favorite athletes to watch are Roger Federer, any Pittsburgh Steeler and whoever is on his fantasy football team...Favorite cities to visit are Las Vegas and Queenstown, New Zealand...Twitter account is @brendontodd...Favorite gadgets are his iPad and Kindle...Favorite apps are spin.com, Twitter and ESPN scorecenter...Carries Cliff bars and apples in his golf bag for snacks...Has a Georgia Bulldog headcover on his clubs...Would put Jack Nick-

laus, Michael Jordan and Pittsburgh Steeler head coach Mike Tomlin in his dream foursome...Bucket list includes learning to surf, skydiving, winning a major championship and climbing Mount Everest...Favorite quote is "If you do all you can do, that's all you can do" by Jim Douglas...Grew up playing against PGA TOUR pro Webb Simpson in the Raleigh, NC, area. Lists his parents, brothers, Nicklaus, Federer and Pete Sampras as his heroes...Got his start in golf at age 5 when he tagged along with his dad and brothers.

MISC STATISTICS:

CAREER PGA TOUR LOW ROUND/ROUND
 65–2009 St. Jude Classic presented by FedEx/2

LARGEST PGA TOUR PAYCHECK
\$123,200–2009 St. Jude Classic presented by FedEx/T12

HIGHEST OWGR RANK
 After 2009 St. Jude Classic presented by FedEx/238

PGA TOUR CAREER SUMMARY

Year	Events Played	Cuts Made	1st	2nd	3rd	Top 10	Top 25	FedExCup Pts	FedExCup Rank	Earnings	Money Rank
2009	21	5					1	181	181	203,841	186
Total	21	5					1			203,841	

NATIONWIDE TOUR CAREER SUMMARY

Year	Events Played	Cuts Made	1st	2nd	3rd	Top 10	Top 25	Earnings	Money Rank
2011	24	10				2	4	60,035	84
2010	13								
2009	4	2						3,249	255
2008	23	14	1			7	11	244,224	19
2007	1								
Total	65	26	1			9	15	307,507	276

Peter Tomasulo (tom-uh-SUE-low)



EXEMPT STATUS: Qualifying Tournament/Nationwide Tour Medical

HEIGHT: 5-10

WEIGHT: 165

BIRTHDATE: October 22, 1981

BIRTHPLACE: Long Beach, CA

RESIDENCE: Long Beach, CA

FAMILY: Single

SPECIAL INTERESTS: All sports

EDUCATION: University of California (2004, Legal Studies)

TURNED PRO: 2004

Nationwide Tour Graduate (2008, 2010)

JOINED TOUR: 2009

PGA TOUR BEST FINISHES:

T16--2009 RBC Canadian Open

BEST 2011 PGA TOUR FINSHES:

T22--Puerto Rico Open presented by seepuertorico.com.

INTERNATIONAL VICTORIES:

(1): 2005 Montreal Open.

NATIONAL TEAMS:

Palmer Cup (1), 2003.

2011 PGA TOUR HIGHLIGHTS:

Will have 12 events to earn \$552,349 in 2012 on a Qualifying Tournament/Nationwide Tour Medical Extension due to a fractured rib...In 12 PGA TOUR starts, collected one top-25 finish, a T22 at the Puerto Rico Open, won by Michael Bradley. In his only Nationwide Tour start, finished T12 at the Utah Championship.

PERSONAL:

Lists helping team win the 2004 NCAA Championship as his biggest thrill in golf...Calls his dad, who gave him his start in golf, his hero...Played soccer in high school and helped lead his team to the state championship. Proud of his Italian heritage...Great-grandparents hailed from San Fele in the southern part of Italy...Favorite movie is "Talladega Nights" and is a big fan of Will Ferrell.

PLAYER STATISTICS:

Scoring Average	71.69	(N/A)
Driving Distance	298.2	(N/A)
Driving Accuracy Percentage	63.07%	(N/A)
Greens in Regulation Percentage	66.11%	(N/A)
Strokes Gained - Putting	.139	(N/A)

MISC STATISTICS:

CAREER PGA TOUR LOW ROUND/ROUND

65--2 times, most recent 2009 RBC Canadian Open/1

LARGEST PGA TOUR PAYCHECK

\$69,233--2009 RBC Canadian Open/T16

HIGHEST OWGR RANK

After 2005 THE TOUR Championship presented by Coca-Cola/232

PGA TOUR CAREER SUMMARY

Year	Events Played	Cuts Made	1st	2nd	3rd	Top 10	Top 25	FedExCup Pts	FedExCup Rank	Earnings	Money Rank
2011	12	5					1	191	191	115,817	209
2009	25	5					1	199	199	128,706	201
2008	2										
2005	2	2					1			55,027	
Total	41	12					3			299,550	509

NATIONWIDE TOUR CAREER SUMMARY

Year	Events Played	Cuts Made	1st	2nd	3rd	Top 10	Top 25	Earnings	Money Rank
2011	1	1					1	10,450	178
2010	20	15	1			2	5	223,812	23
2009	3	2				1	1	18,060	164
2008	26	21			2	7	11	296,704	11
2007	27	20				3	7	133,806	48
2006	29	19				3	11	124,293	47
2005	9	8	1			2	4	140,896	35
Total	115	86	2		2	18	40	948,020	30

AUSTRALIAN TOUR 2011 SUMMARY

Year	Events Played	Cuts Made	1st	Earnings	Money Rank
2011	1	1		2,050	

TOP TOURNAMENT SUMMARY

Tournament	'08	'09
The Masters		
US Open	CUT	CUT
British Open		
PGA Championship		
THE PLAYERS		
TOUR Championship		
WGC-Accenture		
WGC-Cadillac		
WGC-Bridgestone		
WGC-HSBC Champions		
The Barclays		
Deutsche Bank Championship		
BMW Championship		

David Toms



EXEMPT STATUS: 2011 tournament winner (through 2013)

HEIGHT: 5-10

WEIGHT: 160

BIRTHDATE: January 4, 1967

BIRTHPLACE: Monroe, LA

RESIDENCE: Shreveport, LA

FAMILY: Wife, Sonya; Carter Phillip, Anna

SPECIAL INTERESTS: Duck hunting, fishing, snow skiing, water skiing, LSU sports

EDUCATION: Louisiana State University

TURNED PRO: 1989

Q-SCHOOL: 1991

Nationwide Tour Graduate (1995)

JOINED TOUR: 1991

PGA TOUR VICTORIES (13):

1997 Quad City Classic. 1999 Sprint International. 1999 Buick Challenge. 2000 Michelob Championship at Kingsmill. 2001 Compaq Classic of New Orleans. 2001 PGA Championship. 2001 Michelob Championship at Kingsmill. 2003 Wachovia Championship. 2003 FedEx St. Jude Classic. 2004 FedEx St. Jude Classic. 2005 World Golf Championships-Accenture Match Play Championship. 2006 Sony Open in Hawaii. 2011 Crowne Plaza Invitational at Colonial

BEST 2011 PGA TOUR FINSHES:

1—Crowne Plaza Invitational at Colonial.

NATIONAL TEAMS:

The Presidents Cup (4), 2003, 2005, 2007, 2011; Ryder Cup (3), 2002, 2004, 2006; World Cup (1), 2002.

OTHER VICTORIES:

(1): 2009 CVS/Caremark Charity Classic [with Nick Price]

2011 PGA TOUR HIGHLIGHTS:

Recorded his first win since the 2006 season and his best finish on the money list since the 2005 season. Finished 20th in the FedExCup standings and had seven top 10s and 13 top 25s in 16 made cuts...Finished T5 at the Mayakoba Golf Classic after holding a share of the first-round lead, at 5-under-par 66...Finished T3 at the Arnold Palmer Invitational, rebounding from a first-round 74 to post rounds of 67-69-72 to finish two strokes behind champion Martin Laird. It was his first top-10 finish in 10 career Bay Hill starts...Collected his third top-five finish of the season, losing in a playoff to K.J. Choi at THE PLAYERS. Converted a 17-foot, 2-inch birdie putt on No. 18, just the fourth birdie of the final round on the closing hole, to force the playoff. Three-putted for bogey on No. 17, the first hole of sudden-death. Held the outright lead at 13-under through 15 holes during the final round, but his second shot from 245 yards on the par-5 16th found the water and led to a bogey. His performance was only

his second top 10 in 19 career starts at THE PLAYERS. Fired four sub-par rounds for the first time at TPC Sawgrass. Carded a bogey-free 66 in the first round, equaling his lowest round at THE PLAYERS. Held the outright 36-hole lead at 10-under...Came back the following week with the 13th win of his career and first in 48 starts in the state of Texas, winning the Crowne Plaza Invitational at Colonial by one stroke over Charlie Wi. Became the first player to lose a playoff one week and win the next since Phil Mickelson lost in a playoff to Jesper Parnevik at the 2000 HP Byron Nelson Championship and then won at Colonial the following week. The victory came in his 125th start since winning for the last time at the 2006 Sony Open in Hawaii. Tied with Wi at 13-under through 10 holes Sunday, holed out his third shot on the par-5 11th hole from 87 yards for eagle, leading to a one-stroke lead that he would never relinquish. Began the week with rounds of 62-62, equaling the best opening 36-hole score on the PGA TOUR (dating to 1970), and entered the third round with a seven-stroke cushion—equaling the largest-ever at Colonial (Chandler Harper in 1955) and largest on TOUR since Tiger Woods held the same advantage at the 2000 World Golf Championships-Bridgestone Invitational. The victory led to him earning May Player of the Month honors. It is his third such honor but first since 2001...Finished T9 at the World Golf Championships-Bridgestone Invitational, with all four rounds in the 60s (68-68-68-67). It is his fourth top-10 at the Bridgestone Invitational and first since 2006 (T8)...Making his 15th career start at the PGA Championship, recorded his second-best finish at the event with a T4, three strokes out of the Keegan Bradley-Jason Dufner playoff. His sixth top 10 of the season came at the same site where he won his only major championship—the 2001 PGA Championship at the Atlanta Athletic Club. Third-round 65 equaled the same score he posted in the second and third rounds en route to winning in 2001, just one shy of his career-low round in 51 major championship starts (final-round 64 at the 1998 Masters)...Finished T10 at the BMW Championship on the strength of a second-round 66. With the performance, he secured his fourth trip to The Presidents Cup and first since 2007...Received the Payne Stewart Award at the TOUR Championship by Coca-Cola for sharing Stewart's respect for the traditions of the game, his commitment to uphold the game's heritage of charitable support and his professional and meticulous presentation of himself and the sport through his dress and conduct...Played on his fourth Presidents Cup for the United States, posting a 3-1-0 record including a singles victory over Robert Alenby.

PERSONAL:

Created the David Toms Foundation in 2003. The foundation helps underprivileged, abused and abandoned children through funding programs that are designed to enhance a child's character, self-esteem and career possibilities. Foundation assisted those displaced by Hurricane Katrina, raising more \$1.5 million. Since its inception, the Toms Foundation has made more than \$3 million in grants. The Wall Street Journal in 2006 cited the Toms Foundation as having the lowest percentage of expenses of any athletic foundation that gave a minimum of \$600,000 to charity. Shared the Golf Writers Association of America's 2006 Charlie Bartlett Award with Louisianans Kelly Gibson and Hal Sutton for their combined \$2-million plus in aid to Hurricane Katrina and Hurricane Rita victims...Grew up playing baseball with future major leaguers Ben McDonald and Albert Belle...Helped in re-design of Palmetto Dunes Club in Louisiana in 1999. First David Toms signature course, Carter Plantation in Springfield, LA, opened to the public in October 2003. Worked with Rees Jones on the 18-hole course at Redstone that is the site of the Shell Houston Open. Also worked with Jones on the re-design of Baton Rouge CC and has a new signature course, LaTour GC, that opened in 2009 in Mathews, LA...A passionate LSU fan who spends a lot of his free time following Tigers athletics. Teammates at Louisiana State included Bob Friend, Emlyn Aubrey, Perry Moss and Greg Leshner, former PGA TOUR members.

PLAYER STATISTICS:

Scoring Average	69.71	(9)
Driving Distance	279.1	(175)
Driving Accuracy Percentage	71.82%	(6)
Greens in Regulation Percentage	70.20%	(6)
Strokes Gained - Putting	.503	(18)

MISC STATISTICS:

CAREER PGA TOUR LOW ROUND/ROUND

61—2006 Sony Open in Hawaii/3

LARGEST PGA TOUR PAYCHECK

\$1,300,000—2005 World Golf Championships-Accenture Match Play Championship/1

HIGHEST OWGR RANK

After 2003 THE PLAYERS Championship/5

PGA TOUR CAREER SUMMARY

Year	Events Played	Cuts Made	1st	2nd	3rd	Top 10	Top 25	FedExCup Pts	FedExCup Rank	Earnings	Money Rank
2011	23	16	1	1	1	7	13	20	20	3,858,090	10
2010	25	19		1	1	2	7	55	55	1,590,998	49
2009	27	21		3		7	13	19	19	3,047,198	14
2008	20	16				1	6	136	136	799,114	131
2007	22	19			1	7	11	57	57	2,095,837	32
2006	22	17	1	1	1	6	13			2,911,187	11
2005	25	19	1	1	1	11	14			3,962,013	5
2004	24	17	1			7	13			2,357,531	22
2003	26	19	2	1		7	11			3,710,905	8
2002	27	25		3	1	12	20			3,459,739	4
2001	28	23	3	1		9	16			3,791,595	3
2000	31	26	1		1	6	19			2,002,068	15
1999	32	21	2	1	1	7	17			1,959,672	10
1998	26	18		1		3	11			635,073	44
1997	27	17	1			2	7			460,355	49
1996	29	16				2	8			205,188	105
1994	32	16					4			87,607	164
1993	32	12				3	5			120,952	123
1992	30	14			1	1	4			148,712	101
1990	3										
1989	5	1								1,463	278
Total	516	352	13	14	9	100	212			37,205,296	7

NATIONWIDE TOUR CAREER SUMMARY

Year	Events Played	Cuts Made	1st	2nd	3rd	Top 10	Top 25	Earnings	Money Rank
1995	27	18	2	1	2	10	15	174,892	3
1993	1								
1991	6	4					3	3,372	149
1990	26	12		1		1	5	20,943	49
Total	60	34	2	2	2	11	23	199,206	407

AUSTRALIAN TOUR 2011 SUMMARY

Year	Events Played	Cuts Made	1st	Earnings	Money Rank
2011	1	1		6,537	

TOP TOURNAMENT SUMMARY

Tournament	'92	'93	'94	'96	'97	'98	'99	'00	'01	'02	'03	'04
The Masters						T6	CUT	T49	T31	T36	T8	CUT
US Open				CUT	W/D		CUT	T16	T66	T45	T5	T20
British Open								T4	CUT	83	CUT	T30
PGA Championship					CUT	CUT	CUT	T41	1	CUT	T29	T17
THE PLAYERS		CUT	CUT	CUT	CUT	CUT		T20	T38	T12	T19	CUT
TOUR Championship								T12	T11	T2	3	T21
WGC-Accenture								T17	T17	T5	2	T9
WGC-Cadillac							T11	T25	CNL	T4	5	T13
WGC-Bridgestone									T13	T15	T33	T6
WGC-HSBC Champions												
The Barclays			CUT	CUT	CUT					T12	T18	CUT
Deutsche Bank Championship												T13
BMW Championship	72	CUT	CUT	CUT	T17	T48	T20	T9	T42	T15	T13	

Tournament	'05	'06	'07	'08	'09	'10	'11
The Masters	CUT	CUT	9	T42		T14	T24
US Open	T15	W/D	T5	T60	CUT	T33	CUT
British Open	DQ		CUT		CUT		
PGA Championship	T10	T16	T42	T15	T36	T33	T4
THE PLAYERS	T68	CUT	T64	T32	T9	CUT	P2
TOUR Championship	T22	T14			T13		T16
WGC-Accenture	1	T9	T9	T17		T33	
WGC-Cadillac	T6	53	T45			T50	
WGC-Bridgestone	T9	T8	T61	T48	T22		T9
WGC-HSBC Champions							T59
The Barclays		T15	CUT	CUT	T31	CUT	CUT
Deutsche Bank Championship			W/D		T36	T45	T59
BMW Championship			T18		T23	T15	T10

D.J. Trahan (TRAY-han)



EXEMPT STATUS: 125th on 2011 money list

HEIGHT: 6-3

WEIGHT: 185

BIRTHDATE: December 18, 1980

BIRTHPLACE: Atlanta, GA

RESIDENCE: Mt. Pleasant, SC

FAMILY: Single

SPECIAL INTERESTS: Fishing

EDUCATION: Clemson University (2003, Sports Management)

TURNED PRO: 2003

Q-SCHOOL: 2004

Nationwide Tour Alumnus

JOINED TOUR: 2005

PGA TOUR VICTORIES (2):

2006 Southern Farm Bureau Classic. 2008 Bob Hope Chrysler Classic

BEST 2011 PGA TOUR FINSHES:

T9-Viking Classic.

NATIONAL TEAMS:

Walker Cup (1), 2001; World Amateur Team Championship (1), 2002.

2011 PGA TOUR HIGHLIGHTS:

Had his worst FedExCup finish (106th) and money-list showing (125th) since joining the TOUR in 2005. One top 10 was also his fewest since joining the TOUR in 2005...Picked up his only top-10 in his 21st start of the season, at the Viking Classic, where he was T9.

PERSONAL:

Father, Don, who has recorded 13 career aces, got him started in the game. Dad is a golf instructor in South Carolina.

PLAYER STATISTICS:

Scoring Average	70.87	(98)
Driving Distance	298.6	(31)
Driving Accuracy Percentage	59.81%	(121)
Greens in Regulation Percentage	68.99%	(17)
Strokes Gained - Putting	-.820	(183)

MISC STATISTICS:

CAREER PGA TOUR LOW ROUND/ROUND

62-2 times, most recent 2011 Travelers Championship/2

LARGEST PGA TOUR PAYCHECK

\$918,000-2008 Bob Hope Chrysler Classic/1

HIGHEST OWGR RANK

After 2008 Valero Texas Open/62

PGA TOUR CAREER SUMMARY

Year	Events Played	Cuts Made	1st	2nd	3rd	Top 10	Top 25	FedExCup Pts	FedExCup Rank	Earnings	Money Rank
2011	30	16				1	6	106	106	668,166	125
2010	27	19			1	7	11	49	49	1,619,693	47
2009	30	18				3	7	96	96	1,078,256	87
2008	27	21	1			4	10	24	24	2,304,368	26
2007	30	18		1		3	3	105	105	1,106,374	87
2006	33	13	1			2	4			1,035,242	89
2005	28	14				3	7			806,304	103
2004	1										
2003	6	1								7,880	
2001A	1										
Total	213	120	2	1	1	23	48			8,626,283	142

NATIONWIDE TOUR CAREER SUMMARY

Year	Events Played	Cuts Made	1st	2nd	3rd	Top 10	Top 25	Earnings	Money Rank
2004	27	16	1			5	7	183,030	26
2003A	1								
2002A	1	1							
1999A	1								
Total	30	17	1			5	7	183,030	442

TOP TOURNAMENT SUMMARY

Tournament	'01	'03	'05	'06	'07	'08	'09	'10	'11
The Masters	CUT					CUT	T44		
US Open				CUT		T4	CUT		
British Open							CUT		
PGA Championship					CUT	T31	CUT	67	CUT
THE PLAYERS				CUT	CUT	T51	CUT	CUT	CUT
TOUR Championship						T17			
WGC-Accenture									
WGC-Cadillac						T57	T46		
WGC-Bridgestone						T8			
WGC-HSBC Champions									
The Barclays		CUT	CUT	CUT	T60	CUT	CUT	T21	T52
Deutsche Bank Championship		CUT	CUT	CUT	CUT	T67	T69	10	
BMW Championship			T16	CUT		T5		70	

Cameron Tringale (trin-GOLL-ee)



EXEMPT STATUS: 68th on 2011 money list
HEIGHT: 6-2
WEIGHT: 185
BIRTHDATE: August 24, 1987
BIRTHPLACE: Mission Viego, CA
RESIDENCE: Las Vegas, NV

FAMILY: Single
SPECIAL INTERESTS: Snowboarding, surfing, rock climbing
EDUCATION: Georgia Tech (2009, Management)
TURNED PRO: 2009
Q-SCHOOL: 2009, 2010
JOINED TOUR: 2010

PGA TOUR BEST FINISHES:

T4–2011 The Greenbrier Classic

BEST 2011 PGA TOUR FINSHES:

T4–The Greenbrier Classic.

NATIONAL TEAMS:

Walker Cup (1), 2009; Palmer Cup (1), 2009.

2011 PGA TOUR HIGHLIGHTS:

Enjoyed a solid sophomore year on the PGA TOUR, with four top-10 finishes in 32 starts. Ended the season with a top-five showing in Malaysia...After making just five of 22 cuts on TOUR in 2010, made his eighth of 11 cuts on TOUR at the Valero Texas Open, in the form of T5 honors...Posted his second top 10 of the season with a T8 at the FedEx St. Jude Classic...Third top-10 came in July at the John Deere Classic, where he shot a 6-under 65

in the third round en route to T9 honors...Opened The Greenbrier Classic with an even-par 70 and followed with 3-under 67s in his last three rounds to finish a career-best T4—his fourth top 10 of the season...Tied for low round of the day Sunday at the CIMB Asia Pacific Classic. Came in with six birdies en route to a 7-under 64 to move up the leaderboard to a T4 in the unofficial event.

PERSONAL:

Has a younger sister and an older brother, Jon, who played college golf at San Jose State...Favorite course he's played is Augusta National and wants to play Pine Valley...Never travels without his computer. Favorite college team is Georgia Tech. Favorite professional team is the Los Angeles Lakers...Favorite TV show is "How I Met your Mother." Favorite movie is "Dumb & Dumber." Favorite book is Pillars of the Earth. Favorite food is Chocolate chip cookies...Favorite athlete to watch is Shawn White. Favorite city to visit is San Francisco and New York...Dream foursome includes his Larry David, Kevin James and Jim Carrey. Favorite vacation

spot is any snowboarding destination...Growing up, wanted to become an actor. Cites making the clinching winning putt to win the 2009 Walker Cup his biggest thrill in golf...Bucket list includes skydiving and running a marathon. Charity involvement includes Food for the Hungry, an organization that provides food for those affected in natural disasters.

PLAYER STATISTICS:

Scoring Average	70.75	(78)
Driving Distance	294.3	(66)
Driving Accuracy Percentage	60.99%	(106)
Greens in Regulation Percentage	67.30%	(42)
Strokes Gained - Putting	.236	(47)

MISC STATISTICS:

CAREER PGA TOUR LOW ROUND/ROUND
63–2011 The Barclays/2

LARGEST PGA TOUR PAYCHECK
\$226,300–2011 Valero Texas Open/T5

HIGHEST OWGR RANK
After 2011 Wendy's 3-Tour Challenge/181

PGA TOUR CAREER SUMMARY

Year	Events Played	Cuts Made	1st	2nd	3rd	Top 10	Top 25	FedExCup Pts	FedExCup Rank	Earnings	Money Rank
2011	32	23				4	8	63	63	1,327,807	68
2010	22	5					3	191	191	302,618	179
2009A	1										
Total	55	28				4	11			1,630,425	363

NATIONWIDE TOUR CAREER SUMMARY

Year	Events Played	Cuts Made	1st	2nd	3rd	Top 10	Top 25	Earnings	Money Rank
2010	4	3				1	1	21,699	142
2009A	1								
Total	5	3				1	1	21,699	945

TOP TOURNAMENT SUMMARY

Tournament	'09	'11
The Masters		
US Open		CUT
British Open		
PGA Championship		CUT
THE PLAYERS		
TOUR Championship		
WGC-Accenture		
WGC-Cadillac		
WGC-Bridgestone		
WGC-HSBC Champions		
The Barclays		T32
Deutsche Bank Championship		CUT
BMW Championship		T31

Kirk Triplett (TRIP-lit)



EXEMPT STATUS: Past Champion

HEIGHT: 6-3

WEIGHT: 200

BIRTHDATE: March 29, 1962

BIRTHPLACE: Moses Lake, WA

RESIDENCE: Scottsdale, AZ

FAMILY: Wife, Cathi; Conor Logan and Samuel Jacob (1/19/96), Alexis Marie (3/17/00), Kobe Thomas (5/14/02)

SPECIAL INTERESTS: Adoption

EDUCATION: University of Nevada (1985, Civil Engineering)

TURNUED PRO: 1985

Q-SCHOOL: 1989

JOINED TOUR: 1990

PGA TOUR VICTORIES (3):

2000 Nissan Open. 2003 Reno-Tahoe Open. 2006 Chrysler Classic of Tucson

BEST 2011 PGA TOUR FINSHES:

T18-Viking Classic.

INTERNATIONAL VICTORIES:

(1): 1988 Alberta Open [Can].

NATIONAL TEAMS:

The Presidents Cup (1), 2000.

OTHER VICTORIES:

(3): 1988 Sierra Nevada Open. 1991 California State Open. 1996 Merrill Lynch Pebble Beach Invitational.

2011 PGA TOUR HIGHLIGHTS:

Split his season between the PGA TOUR and Nationwide Tour. He made eight starts on TOUR, highlighted by a pair of top-25 finishes. On the Nationwide Tour, claimed his first win in one of 10 starts in 2011...In August, won the News Sentinel Open in Knoxville, TN, by two shots to become the Nationwide Tour's oldest winner at age 49 years, 4 months, 29 days. It was his 12th Nationwide Tour start and fifth of the season. He moved from 119th to 33rd on the money list. Held a one-shot lead after three rounds, then fired a final-round 68...Qualified for a return appearance in the U.S. Open when he was the medalist at the Rockville, MD, qualifier at Woodmont CC. Shot rounds of 69-64. Last played in the U.S. Open in 2007 and last made cut came in 2004 (T20)...A T18 at the Viking Classic was his top PGA TOUR performance.

PERSONAL:

Says of days on foreign tours: "I wouldn't trade the experience for anything. I learned so much,

not only about golf, but about myself. I'll be telling stories about Asia until the day I die..."...Known for his patented "bucket" golf hat...Active in promoting adoption through the Fore Adoption Foundation and the Dave Thomas Foundation.

PLAYER STATISTICS:

Scoring Average	71.17	(N/A)
Driving Distance	281.6	(N/A)
Driving Accuracy Percentage	76.07%	(N/A)
Greens in Regulation Percentage	62.78%	(N/A)
Strokes Gained - Putting	-1.012	(N/A)

MISC STATISTICS:

CAREER PGA TOUR LOW ROUND/ROUND

61-2000 Canon Greater Hartford Open/3

LARGEST PGA TOUR PAYCHECK

\$558,000-2000 Nissan Open/1

HIGHEST OWGR RANK

After 2000 The International Presented by Qwest/25

PGA TOUR CAREER SUMMARY

Year	Events Played	Cuts Made	1st	2nd	3rd	Top 10	Top 25	FedExCup Pts	FedExCup Rank	Earnings	Money Rank
2011	8	5					2	198	198	111,081	211
2010	11	7					4	170	170	258,873	184
2009	20	9						190	190	155,480	198
2008	9	4						241	241	32,794	240
2007	25	12					3	173	173	316,034	173
2006	18	11	1			1	2			766,593	111
2005	18	9				1	7			598,145	128
2004	24	19				6	13			1,566,426	38
2003	25	20	1	1		5	12			2,001,561	29
2002	25	18			1	3	8			843,273	79
2001	26	19		1		5	12			1,388,202	38
2000	28	21	1	1	1	10	14			2,099,943	11
1999	26	19			2	5	12			863,399	47
1998	25	18				4	10			472,145	59
1997	26	19			1	4	10			541,023	39
1996	22	16		1		3	8			321,714	65
1995	27	24		2	1	7	17			644,607	29
1994	26	19		1		8	15			422,171	38
1993	27	19			1	2	6			189,418	90
1992	25	10		1		1	2			175,868	85
1991	28	18					6			137,302	112
1990	26	13			1	2	5			183,464	88
1988	1										
1987	1										
1986	1										
Total	498	329	3	8	8	67	168			14,089,515	77

NATIONWIDE TOUR CAREER SUMMARY

Year	Events Played	Cuts Made	1st	2nd	3rd	Top 10	Top 25	Earnings	Money Rank
2011	10	7	1			1	2	117,168	53
2010	7	6			2	2	2	72,876	81
Total	17	13	1		2	3	4	190,044	433

TOP TOURNAMENT SUMMARY

Tournament	'86	'87	'90	'91	'92	'93	'94	'95	'96	'97	'98	'99
The Masters									CUT			
US Open	CUT	CUT	T33	CUT	66	T52	T23		T40		CUT	CUT
British Open							CUT					
PGA Championship			CUT		CUT		T15	T13	CUT	T13	CUT	T49
THE PLAYERS			T36	T68	CUT	T39	T45	67	T19	T10	T35	T38
TOUR Championship								T20				
WGC-Accenture												
WGC-Cadillac												
WGC-Bridgestone												
WGC-HSBC Champions												
The Barclays			3	CUT	CUT	CUT						
Deutsche Bank Championship												
BMW Championship			CUT	T21	CUT	CUT	CUT	CUT		T34		

Tournament	'00	'01	'02	'03	'04	'05	'06	'07	'11
The Masters	CUT	T6	T40	CUT	T6	T17			
US Open	56	T7	CUT	T28	T20			CUT	CUT
British Open	T60								
PGA Championship	T69	T10	T29	W/D	CUT		CUT		
THE PLAYERS	T42	T31	CUT	T8	CUT	T17	T63	T23	
TOUR Championship	T8			T21					
WGC-Accenture		T33	T17			T9			
WGC-Cadillac	T14	CNL		65					
WGC-Bridgestone	T33	DQ	T28		T69				
WGC-HSBC Champions									
The Barclays									
Deutsche Bank Championship									
BMW Championship		CUT		T13		CUT			

Marc Turnesa (tur-NESS-uh)



EXEMPT STATUS: Major Medical Extension
HEIGHT: 6-0
WEIGHT: 200
BIRTHDATE: March 19, 1978
BIRTHPLACE: Rockville Centre, NY
RESIDENCE: Jupiter, FL

FAMILY: Single
EDUCATION: North Carolina State University (2000, Communications)
TURNED PRO: 2001
 Nationwide Tour Graduate (2007)
JOINED TOUR: 2008

PGA TOUR VICTORIES (1):

2008 Justin Timberlake Shriners Hospitals for Children Open

BEST 2011 PGA TOUR FINSHES:

T5-Transitions Championship.

2011 PGA TOUR HIGHLIGHTS:

Coupled with 2010 (\$10,159) and 2011 (\$299,405) earnings of \$309,564, has one event to earn \$477,413, equaling No. 125 from the 2010 money list to extend his Major Medical Extension for the 2012 season...Posted first top 10 in his sixth start, at the Transitions Championship. Posted the low round

of the day in the final round, a 6-under 65, to finish T5. The finish marked his first top 10 on TOUR since winning the 2008 Justin Timberlake Shriners Hospitals for Children Open in Las Vegas.

PERSONAL:

Part of a famous golf family. His great-uncle, Jim, won the 1952 PGA Championship, and his grandfather, Mike, was a six-time winner on the PGA TOUR who finished second to Ben Hogan in the 1948 PGA Championship. Mike was one of seven brothers, six of whom played on the PGA TOUR. One of those, Joe, was a 15-time PGA TOUR winner. The only brother who didn't turn professional was Willie, the 1938 and 1948 U.S. Amateur champion and 1947 British Amateur winner.

PLAYER STATISTICS:

Scoring Average	71.53	(155)
Driving Distance	282.8	(155)
Driving Accuracy Percentage	62.93%	(80)
Greens in Regulation Percentage	65.60%	(95)
Strokes Gained - Putting	.140	(77)

MISC STATISTICS:

CAREER PGA TOUR LOW ROUND/ROUND

62-2008 Justin Timberlake Shriners Hospitals for Children Open/1

LARGEST PGA TOUR PAYCHECK

\$738,000-2008 Justin Timberlake Shriners Hospitals for Children Open/1

HIGHEST OWGR RANK

After 2008 Justin Timberlake Shriners Hospitals for Children Open/138

PGA TOUR CAREER SUMMARY

Year	Events Played	Cuts Made	1st	2nd	3rd	Top 10	Top 25	FedExCup Pts	FedExCup Rank	Earnings	Money Rank
2011	20	8				1	1	175	175	299,405	173
2010	7	1								10,159	243
2009	30	9						189	189	197,069	190
2008	29	13	1	1		2	4	168	168	1,329,920	81
Total	86	31	1	1		3	5			1,836,554	344

NATIONWIDE TOUR CAREER SUMMARY

Year	Events Played	Cuts Made	1st	2nd	3rd	Top 10	Top 25	Earnings	Money Rank
2011	1								
2010	5	3					1	19,494	146
2009	1								
2008	1	1						4,350	228
2007	30	16	1		1	4	9	237,890	16
2002	3	1					1	5,128	220
Total	41	21	1		1	4	11	266,863	317

TOP TOURNAMENT SUMMARY

Tournament	'09	'11
The Masters		
US Open		CUT
British Open		
PGA Championship		CUT
THE PLAYERS		CUT
TOUR Championship		
WGC-Accenture		
WGC-Cadillac		
WGC-Bridgestone		T74
WGC-HSBC Champions		
The Barclays		
Deutsche Bank Championship		
BMW Championship		

Omar Uresti (you-RES-tee)



EXEMPT STATUS: Veteran Member

HEIGHT: 5-6

WEIGHT: 175

BIRTHDATE: August 3, 1968

BIRTHPLACE: Austin, TX

RESIDENCE: Austin, TX

FAMILY: Wife, Anita; Omar David, Jr. (8/18/04); Isabelle Michelle (4/16/07)

SPECIAL INTERESTS: Fishing with his son, movies, Texas Longhorns football

EDUCATION: University of Texas (1991, Organizational Communication)

TURNED PRO: 1991

Q-SCHOOL: 1994, 1995, 2003, 2004, 2009
Nationwide Tour Graduate (2007)

JOINED TOUR: 1995

PGA TOUR BEST FINISHES:

T3–1997 Bay Hill Invitational. T3–2006 EDS Byron Nelson Championship

BEST 2011 PGA TOUR FINSHES:

T44–Viking Classic.

2011 PGA TOUR HIGHLIGHTS:

On the PGA TOUR, made two cuts in five starts. Made one made cut in 11 Nationwide Tour starts.

PERSONAL:

Counts among biggest thrills in golf a hole-in-one at age 8. Nickname is "O-man."...His niece is married to PGA TOUR player Nick Watney.

PLAYER STATISTICS:

Scoring Average	72.36	(N/A)
Driving Distance	273.4	(N/A)
Driving Accuracy Percentage	78.57%	(N/A)
Greens in Regulation Percentage	64.58%	(N/A)
Strokes Gained - Putting	-1.159	(N/A)

MISC STATISTICS:

CAREER PGA TOUR LOW ROUND/ROUND

64–5 times, most recent 2008 U.S. Bank Championship in Milwaukee/4

LARGEST PGA TOUR PAYCHECK

\$359,600–2006 EDS Byron Nelson Championship/T3

HIGHEST OWGR RANK

After 2006 U.S. Bank Championship in Milwaukee/179

PGA TOUR CAREER SUMMARY

Year	Events Played	Cuts Made	1st	2nd	3rd	Top 10	Top 25	FedExCup Pts	FedExCup Rank	Earnings	Money Rank
2011	5	2						239	239	18,349	244
2010	27	10				1	2	173	173	283,455	182
2009	9	5				1	2	200	200	166,649	194
2008	24	13					4	170	170	346,285	173
2007	4	1					1	213	213	64,350	223
2006	22	8			1	2	2			583,704	134
2005	27	16				1	4			538,238	136
2004	28	14				1	4			345,797	163
2001	3	2					2			47,450	
2000	34	13				1	3			213,433	157
1999	31	20				2	8			405,201	99
1998	35	19				1	6			281,347	107
1997	32	18			1	2	3			203,516	113
1996	32	15				2	7			171,797	122
1995	31	16					4			104,876	156
1991	1										
Total	345	172			2	14	52			3,774,449	255

NATIONWIDE TOUR CAREER SUMMARY

Year	Events Played	Cuts Made	1st	2nd	3rd	Top 10	Top 25	Earnings	Money Rank
2011	11	1						1,966	266
2009	14	10				1	3	56,209	99
2008	2	2						4,815	223
2007	25	16	1			6	12	247,355	15
2006	4	2					1	8,134	198
2003	28	19			2	4	9	127,961	36
2002	26	22			1	7	14	166,620	17
2001	24	16		1		2	6	110,969	42
1995	2	1					1	1,750	209
1994	26	16	1			1	7	53,987	30
1993	19	13			1	2	5	27,820	62
Total	181	118	2	1	4	23	58	807,585	55

TOP TOURNAMENT SUMMARY

Tournament	'95	'96	'97	'98	'99	'00	'04	'05	'06
The Masters									
US Open	T45	T101		CUT	CUT		CUT	T75	
British Open									
PGA Championship									
THE PLAYERS		CUT	T48	T18	CUT	T38			
TOUR Championship									
WGC-Accenture									
WGC-Cadillac									
WGC-Bridgestone									
WGC-HSBC Champions									
The Barclays	T60	82	CUT	T17	T22	T24	T53	T19	
Deutsche Bank Championship									CUT
BMW Championship	CUT	CUT	T74	CUT	T61	CUT	CUT	CUT	

Bo Van Pelt



EXEMPT STATUS: 23rd in 2011 FedExCup points

HEIGHT: 6-4

WEIGHT: 200

BIRTHDATE: May 16, 1975

BIRTHPLACE: Richmond, IN

RESIDENCE: Tulsa, OK

FAMILY: Wife, Carrie; Olivia (5/26/01), Trace (11/26/02), Crew (8/9/06)

SPECIAL INTERESTS: Billiards, basketball, movies, watching sports, boating

EDUCATION: Oklahoma State University (1998, General Business)

TURNED PRO: 1998

Q-SCHOOL: 1998

Nationwide Tour Graduate (2001, 2003)

JOINED TOUR: 1999

PGA TOUR VICTORIES (1):

2009 U.S. Bank Championship in Milwaukee

BEST 2011 PGA TOUR FINSHES:

3–Crowne Plaza Invitational at Colonial.

INTERNATIONAL VICTORIES:

(1): 2011 CIMB Asia Pacific Classic [Asia].

NATIONAL TEAMS:

Palmer Cup (1), 1997.

2011 PGA TOUR HIGHLIGHTS:

Had personal best finish in the FedExCup (No. 23) and made it to Atlanta for the TOUR Championship by Coca-Cola for the second consecutive year. Made 19 of 27 cuts to go with five top 10s and 13 top 25s...Making his ninth start of the season, posted his first top-10 finish, with a T8 at the Masters Tournament. It represented his first top-10 finish in 15 major championship starts...Started the final round seven strokes off the pace at the

Crowne Plaza Invitational at Colonial but made his way all the way to a solo third-place finish, thanks, in part, to holing out from 141 yards for eagle on No. 10. His previous-best finish was T5 in his first Colonial appearance in 2004...Was the 54-hole leader by a stroke over Adam Hadwin at the RBC Canadian Open, where he finished T6 with Scott Piercy and Woody Austin...After opening with a 2-over 73, closed with rounds of 68-66-66 to finish solo-seventh at the Deutsche Bank Championship at TPC Boston for his fourth top 10 of the season...Finished ninth at the TOUR Championship by Coca-Cola for his fifth top 10 of the season. As a result, finished a career-best No. 23 in the FedExCup...After the conclusion of the PGA TOUR Fall Series, he traveled to Kuala Lumpur, Malaysia, for the CIMB Asia Pacific Classic, an unofficial PGA TOUR event co-sanctioned by the Asian Tour. Shook off the disappointment of the RBC Canadian Open by taking a one-stroke lead in to the final round, shot a Sunday 64 at The Mines Resort and GC and won by six strokes over Jeff Overton...Just missed on a top 10 at the World Golf Championships-HSBC Champions in Shanghai, China, the following week. Had four under-par rounds at Sheshan International GC to T11.

PERSONAL:

Father, Bob, was fifth-round draft pick by the NFL's Philadelphia Eagles in 1967 after collegiate career

at Indiana...Bo and wife, Carrie, are involved in the Habitat for Humanity. They have donated two houses and were the hosts for Tulsa's 2007 and 2008 Habitat for Humanity Golf Tournament...Quit game for a time while in college but later rejoined the Oklahoma State golf team. "I guess I had to give it up to figure out how much I loved it."

PLAYER STATISTICS:

Scoring Average	70.09	(21)
Driving Distance	297.4	(38)
Driving Accuracy Percentage	63.59%	(67)
Greens in Regulation Percentage	68.02%	(34)
Strokes Gained - Putting	-.192	(144)

MISC STATISTICS:

CAREER PGA TOUR LOW ROUND/ROUND

63–2 times, most recent 2009 Mayakoba Golf Classic at Riviera Maya-Cancun/1

LARGEST PGA TOUR PAYCHECK

\$720,000–2009 U.S. Bank Championship in Milwaukee/1

HIGHEST OWGR RANK

After 2011 The Presidents Cup/23

PGA TOUR CAREER SUMMARY

Year	Events Played	Cuts Made	1st	2nd	3rd	Top 10	Top 25	FedExCup Pts	FedExCup Rank	Earnings	Money Rank
2011	27	19			1	5	13	23	23	2,344,546	29
2010	28	24		1	3	8	14	30	30	3,336,258	13
2009	30	21	1			5	8	50	50	1,945,307	40
2008	32	20		1		1	7	79	79	903,967	115
2007	30	22				4	13	45	45	1,559,181	58
2006	28	23				4	11			1,389,927	64
2005	33	24			2	6	12			1,606,082	51
2004	30	23				5	13			1,553,825	39
2002	28	10					1			139,357	191
1999	28	7					1			70,080	210
Total	294	193	1	2	6	38	93			14,848,528	67

NATIONWIDE TOUR CAREER SUMMARY

Year	Events Played	Cuts Made	1st	2nd	3rd	Top 10	Top 25	Earnings	Money Rank
2003	24	19	1		1	7	16	289,248	5
2002	1								
2001	24	17		2		5	10	175,947	11
2000	27	16			1	3	6	84,064	62
1999	1	1					1	3,069	169
Total	77	53	1	2	2	15	33	552,328	132

TOP TOURNAMENT SUMMARY

Tournament	'99	'02	'04	'05	'06	'07	'08	'09	'10	'11
The Masters				CUT						T8
US Open			T31		T40			CUT	T40	T14
British Open			T30	T52	CUT				T44	T57
PGA Championship			T31	T17		CUT		CUT	T28	CUT
THE PLAYERS				CUT	T8	CUT	CUT	CUT	T4	CUT
TOUR Championship									24	9
WGC-Accenture										T17
WGC-Cadillac										T35
WGC-Bridgestone									T3	T23
WGC-HSBC Champions										T11
The Barclays	T76	T46	T9	CUT	T18	CUT	71	T31	CUT	T24
Deutsche Bank Championship			CUT	T10	T50	T30	T44	CUT	T25	7
BMW Championship	CUT	T61		CUT		T18		T15	T54	T56

Jhonattan Vegas (Jonathan)



EXEMPT STATUS: 2011 tournament winner (through 2013)
HEIGHT: 6-3
WEIGHT: 230
BIRTHDATE: August 19, 1984
BIRTHPLACE: Maturin, Venezuela
RESIDENCE: Austin, TX
FAMILY: Single

SPECIAL INTERESTS: Movies, baseball, dancing, music, working out

EDUCATION: University of Texas (2008, General Kinesiology)

TURNED PRO: 2008

Nationwide Tour Graduate (2010)

JOINED TOUR: 2011

PGA TOUR VICTORIES (1):

2011 Bob Hope Classic

BEST 2011 PGA TOUR FINSHES:

P1–Bob Hope Classic.

INTERNATIONAL VICTORIES:

(1): 2010 Argentina Open.

NATIONAL TEAMS:

World Cup (1), 2009.

2011 PGA TOUR HIGHLIGHTS:

The first PGA TOUR member from Venezuela enjoyed an outstanding rookie year on the PGA TOUR, with three top-10 finishes in 25 starts, highlighted by a playoff win in California...He defeated Gary Woodland at the Bob Hope Classic on the second playoff hole (No. 10) at the Palmer Private Course PGA West with a miraculous par after hitting tee shot into a water hazard. Hit approach shot to 13 feet after penalty drop and drained the putt for a par 4, while Woodland was unable to get up-and-down from a greenside bunker. Defending champion Bill Haas was eliminated on the first playoff hole. On the week, posted rounds of 64-67-67-66-69—333 and held a share of the lead following rounds 2-4. Won in his

second start as a PGA TOUR member and fifth career start on the TOUR. First rookie to win in the 52 year history of the Bob Hope Classic and just the third rookie to win on TOUR since 2008. Joined Arnold Palmer (1960) and Charley Hoffman (2007) as the only players to win the Bob Hope Classic in their first start. Dating to 2002, Pat Perez (2009) and Vegas are the only players to win the Bob Hope Classic after playing the first round on the Palmer Private Course at PGA West. Seventh first-time winner of the Bob Hope Classic and the fourth in the last five years. Previous first-time winners include: Bill Rogers (1978), Craig Stadler (1980), Donnie Hammond (1986), Charley Hoffman (2007), Pat Perez (2009) and Bill Haas (2010). The last three-man at the Bob Hope Classic was in 1989 when Steve Jones defeated Sandy Lyle and Paul Azinger...One week later, finished T3 at the Farmers Insurance Open, with four rounds in the 60s (69-69-69-68). With the opportunity to tie Bubba Watson and grab a share of the lead on the 72nd hole, hit second shot on the par 5 into greenside water hazard and made bogey to fall from contention. One of just two players (Phil Mickelson) to record all four rounds in the 60s on the week, the first players to do so at Torrey Pines since 2001. First rookie to lead the FedExCup standings at any point of a season...Did not crack the top 10 until 22 starts later. In his bid to win in the city that shares his last name, finished T5 (his third top 10 of the season) at the Justin Timberlake Shriners Hospitals for Children Open in Las Vegas. Shared the lead after each of the first two rounds with scores of 67-63, with weekend rounds of 69-68 leaving him six strokes behind champion Kevin Na...Enjoyed his top World Golf Championships performance when he finished 10th at the HSBC Champions in early November in Shanghai on the strength of weekend

rounds of 65-68.

PERSONAL:

Knew very little English when he initially arrived in Houston. Picked up the game by playing with a broomstick and a rock. Eventually began playing at a nine-hole course near his home built for oil-camp employees.. His coach, Franci Betancourt, was a three-time World Cup participant for Venezuela in 1966, 1968 and 1975. In August 2002, moved to Texas and lived with Betancourt and his wife, Alba, a time he saw both his golf game and his English improve dramatically...His brother Julio plays on the University of Texas golf team...Was a good third baseman as a junior baseball player.

PLAYER STATISTICS:

Scoring Average	70.97	(110)
Driving Distance	304.9	(8)
Driving Accuracy Percentage	54.65%	(173)
Greens in Regulation Percentage	67.22%	(44)
Strokes Gained - Putting	-.315	(157)

MISC STATISTICS:

CAREER PGA TOUR LOW ROUND/ROUND

63–2011 Justin Timberlake Shriners Hospitals for Children Open/1

LARGEST PGA TOUR PAYCHECK

\$900,000–2011 Bob Hope Classic/1

HIGHEST OWGR RANK

After 2011 Farmers Insurance Open/69

PGA TOUR CAREER SUMMARY

Year	Events Played	Cuts Made	1st	2nd	3rd	Top 10	Top 25	FedExCup Pts	FedExCup Rank	Earnings	Money Rank
2011	25	18	1		1	3	5	54	54	1,854,414	46
2010	1	1					1			26,483	
2008	1	1								19,828	
2003A	1										
Total	28	20	1		1	3	6			1,900,726	339

NATIONWIDE TOUR CAREER SUMMARY

Year	Events Played	Cuts Made	1st	2nd	3rd	Top 10	Top 25	Earnings	Money Rank
2010	23	15	1	2	1	5	9	336,334	7
2009	18	10				2	6	95,584	63
Total	41	25	1	2	1	7	15	431,917	193

EUROPEAN TOUR 2011 SUMMARY

Year	Events Played	Cuts Made	1st	Earnings	Money Rank
2011	1	1		74,065	

ASIAN TOUR 2011 SUMMARY

Year	Events Played	Cuts Made	1st	Earnings	Money Rank
2011	1				

TOP TOURNAMENT SUMMARY

<u>Tournament</u>	<u>'11</u>
The Masters	CUT
US Open	
British Open	
PGA Championship	T51
THE PLAYERS	CUT
TOUR Championship	
WGC-Accenture	
WGC-Cadillac	T31
WGC-Bridgestone	T66
WGC-HSBC Champions	10
The Barclays	70
Deutsche Bank Championship	T42
BMW Championship	T49

Scott Verplank



EXEMPT STATUS: 79th on 2011 money list

HEIGHT: 5-9

WEIGHT: 165

BIRTHDATE: July 9, 1964

BIRTHPLACE: Dallas, TX

RESIDENCE: Edmond, OK

FAMILY: Wife, Kim; Scottie (7/14/92), Hannah (1/26/95), Emma (8/15/97), Heidi Ann (2/12/04)

SPECIAL INTERESTS: Playing with his kids, quail hunting, Oklahoma State football

EDUCATION: Oklahoma State University (1986, Business)

TURNED PRO: 1986

Q-SCHOOL: 1987

JOINED TOUR: 1986

PGA TOUR VICTORIES (5):

1985 Western Open. 1988 Buick Open. 2000 Reno-Tahoe Open. 2001 Bell Canadian Open. 2007 EDS Byron Nelson Championship

BEST 2011 PGA TOUR FINSHES:

T2-Shell Houston Open.

INTERNATIONAL VICTORIES:

(1): 1998 World Cup [indiv].

NATIONAL TEAMS:

The Presidents Cup (2), 2005, 2007; Ryder Cup (2), 2002, 2006; World Cup (2), 1998, 2004; Walker Cup (1), 1985.

OTHER VICTORIES:

(1): 2006 Wendy's 3-Tour Challenge [with Stewart Cink, Zach Johnson].

2011 PGA TOUR HIGHLIGHTS:

Battled an early season wrist injury that limited his starts...In fourth event of the season, followed an opening round, 1-over 73, with back-to-back 65s en route to finishing T2 with Chris Kirk at the Shell Houston Open. He shared the 54-hole lead with eventual champion Phil Mickelson and played in the final twosome Sunday. Posted a final-round 68 to finish three behind Mickelson...Entered the final round of The Heritage two strokes behind Luke Donald but struggled to a 2-over 73 to finish T9. It was his 19th career start at the event and his fourth top-10 finish: T3 in 2001, T5 in 2002 and T10 in 2005...Finished T4 at the PGA Championship (at the Atlanta Athletic Club) for his best finish in 63 major championship appearances. Previous-best finish in a major was T7, set on three occasions, including the 2001 PGA Championship at the Atlanta Athletic Club. His PGA finish marked his third top 10 of the season.

PERSONAL:

Co-chair of The Next Level campaign at Oklahoma State, designed to raise funds to improve the OSU football facilities...Suffers from Type 1 diabetes, and wears a pager-sized insulin pump on the course.

PLAYER STATISTICS:

Scoring Average	70.55	(N/A)
Driving Distance	278.0	(N/A)
Driving Accuracy Percentage	67.46%	(N/A)
Greens in Regulation Percentage	66.40%	(N/A)
Strokes Gained - Putting	-.111	(N/A)

MISC STATISTICS:

CAREER PGA TOUR LOW ROUND/ROUND

61-2001 Canon Greater Hartford Open/4

LARGEST PGA TOUR PAYCHECK

\$1,134,000-2007 EDS Byron Nelson Championship/1

HIGHEST OWGR RANK

After 2001 National Car Rental Golf Classic Disney/11

PGA TOUR CAREER SUMMARY

Year	Events Played	Cuts Made	1st	2nd	3rd	Top 10	Top 25	FedExCup Pts	FedExCup Rank	Earnings	Money Rank
2011	15	9		1		3	4	93	93	1,194,178	79
2010	22	16		1		3	6	70	70	1,653,190	45
2009	24	19		1		6	11	10	10	2,092,114	38
2008	24	18			1	3	8	48	48	1,359,620	77
2007	23	19	1		1	10	11	22	22	3,114,289	12
2006	25	20		2		4	9			1,729,319	40
2005	25	21		2	1	5	13			2,580,213	16
2004	24	23		1	1	6	13			2,365,592	20
2003	26	23		1	1	8	13			2,306,714	19
2002	26	21				4	12			1,217,022	50
2001	26	24	1	1	1	8	16			2,783,401	10
2000	28	24	1			6	16			1,747,643	22
1999	26	19				1	8			474,260	82
1998	27	22		2	1	10	14			1,223,436	18
1997	21	10				1	4			113,254	159
1996	12	10					4			88,801	171
1995	25	20				4	10			332,886	55
1994	19	14				1	8			183,015	97
1992	13	1								1,760	309
1991	26	1								3,195	266
1990	27	18		1	1	4	7			303,589	47
1989	28	15				1	3			82,345	141
1988	28	19	1	1		3	9			366,045	31
1987	31	12					2			34,136	173
1986A	5	3				1	2				
1986	13	5				1	2			19,757	177
1985A	5	2	1			1	1				
1984A	1	1									
1983A	1										
Total	596	409	5	14	8	94	206			27,369,774	13

NATIONWIDE TOUR CAREER SUMMARY

Year	Events Played	Cuts Made	1st	2nd	3rd	Top 10	Top 25	Earnings	Money Rank
1994	1	1						220	309
1992	1								
Total	2	1						220	

TOP TOURNAMENT SUMMARY

Tournament	'85	'86	'87	'88	'89	'90	'91	'92	'94	'95	'96	'97
The Masters	CUT	CUT	CUT		CUT							
US Open	T34	T15	CUT			T61			T18	T21		
British Open		CUT		CUT								
PGA Championship				CUT	CUT	T31				CUT		
THE PLAYERS		CUT			CUT		CUT			CUT	W/D	
TOUR Championship				T8								
WGC-Accenture												
WGC-Cadillac												
WGC-Bridgestone												
WGC-HSBC Champions												
The Barclays				T54	T47	CUT			T44			CUT
Deutsche Bank Championship												
BMW Championship	P1	CUT	CUT	T41	CUT	T16		CUT	T17	CUT		T39

Tournament	'98	'99	'00	'01	'02	'03	'04	'05	'06	'07	'08	'09
The Masters		CUT		CUT	43	T8	29	T20	T16	T30	CUT	
US Open	T49	T17	T46	T22	CUT	T10	T40	CUT	CUT	T7	T29	
British Open		T15	CUT	T30	T37	CUT	T7	T23	T31	T57	T58	
PGA Championship	T54	T34	CUT	T7	CUT	CUT	T62	T34	CUT	T9	CUT	CUT
THE PLAYERS	T11	T32	T20	T44	T28	T8	T26	T2	CUT	T44	CUT	T49
TOUR Championship	T5		14	T5		T9	T7	3		T5		22
WGC-Accenture		T17		T17	T17	T33	T33	T33	T17	T33	T33	
WGC-Cadillac			T48	CNL	T15	T51	T54	T62	T38		T40	
WGC-Bridgestone				T17	T58	T46	T19	T51	T59	T9	T20	T51
WGC-HSBC Champions												
The Barclays						T11	T28			T35	T12	T9
Deutsche Bank Championship											T63	T2
BMW Championship	T9	T55	CUT	T15	T13	T19	T11	T34	T30	T30	T28	T38

Tournament	'10	'11
The Masters	T18	
US Open	T47	
British Open	T76	
PGA Championship	CUT	T4
THE PLAYERS	T13	T54
TOUR Championship		
WGC-Accenture	T33	
WGC-Cadillac	T30	
WGC-Bridgestone	T39	
WGC-HSBC Champions		
The Barclays	T68	CUT
Deutsche Bank Championship	W/D	W/D
BMW Championship	T67	

Camilo Villegas (kuh-ME-lo bee-JAY-gus)



EXEMPT STATUS: Multiple tournament winner (through 2013)
HEIGHT: 5-9
WEIGHT: 160
BIRTHDATE: January 7, 1982
BIRTHPLACE: Medellin, Colombia
RESIDENCE: Jupiter, FL

FAMILY: Single
SPECIAL INTERESTS: Music, cycling, exercise, fashion
EDUCATION: University of Florida (2004, Business)
TURNED PRO: 2004
 Nationwide Tour Graduate (2005)
JOINED TOUR: 2006

PGA TOUR VICTORIES (3):

2008 BMW Championship. 2008 THE TOUR Championship presented by Coca-Cola. 2010 The Honda Classic

BEST 2011 PGA TOUR FINSHES:

T3—FedEx St. Jude Classic.

INTERNATIONAL VICTORIES:

(2): 2001 Colombian Open. 2007 Coca-Cola Tokai Classic [Jpn].

NATIONAL TEAMS:

The Presidents Cup (1), 2009; World Cup (2), 2006, 2011.

OTHER VICTORIES:

(1): 2008 CVS/Caremark Charity Classic [with Bubba Watson].

2011 PGA TOUR HIGHLIGHTS:

Season got off to a bad start in Hawaii with a DQ and did not get back on track until the PGA TOUR Playoffs for the FedExCup. Made only 14 of 25 cuts, but closed the season with three top 10s in his last four

events...Disqualified from season-opening Hyundai Tournament of Champions after unwittingly violating Rule 23-1 (loose impediments) during the second round. Two-stroke violation was discovered after the round, and under the USGA Rules of Golf, he was disqualified for signing an incorrect scorecard...Produced first top 10 of the season in his 15th start with a T3 at the FedEx St. Jude Classic on the strength of a final-round 64, equaling the low round of the tournament. Final-round 64 was his lowest on TOUR since a 62 in the first round of the 2010 Waste Management Phoenix Open...Finished T9 at the Wyndham Championship. Entered the week No. 125 in FedExCup standings and responded with a top-10 to move to No. 109 entering the Playoffs...Came back the following week with a T6 at The Barclays to take another giant leap up the FedExCup leaderboard, moving up 58 spots to No. 51. The performance represented his first back-to-back top-10 finishes since closing the 2009 season with a T8 at the BMW Championship and then carding top 10s in first three starts of the 2010 season...Finished sixth at the BMW Championship on the strength of a final round 66. Recorded his fifth straight top-12 finish at the BMW Championship and turned in his 10th top-10 finish in the PGA TOUR Playoffs—tied with Steve Stricker for most on TOUR...Played in Malaysia at the CIMB Asia Pacific Classic and had four rounds in the 60s to T4...Announced he would represent Colombia and play in the OMEGA Mission Hills World Cup in China, with his brother, Manny, as his partner. It will be his first appearance in the event in five years.

PERSONAL:

Popularity in native Colombia caused Colombian TV to pick up 30 PGA TOUR golf broadcasts beginning in 2006...Featured in the July 2006 issue of GQ. Says the article in GQ, "He's got a closet full of tight trousers, a set of boxer's biceps and more screaming female fans than Justin Timberlake"...Was selected as one of People Magazine's "Hottest Bachelors" in 2006. Was the only professional athlete chosen for People's feature...In 2005, started using a low-to-the-ground crouching method to better read putts...His brother Manny previously was a member of the University of Florida golf team...Among his charitable efforts was taking part in "Caddy for a Cure" at the 2009 Deutsche Bank Championship and the 2010 Verizon Heritage.

PLAYER STATISTICS:

Scoring Average	71.02	(116)
Driving Distance	294.4	(65)
Driving Accuracy Percentage	57.98%	(140)
Greens in Regulation Percentage	62.50%	(163)
Strokes Gained - Putting	-.165	(141)

MISC STATISTICS:

CAREER PGA TOUR LOW ROUND/ROUND
 62—2010 Waste Management Phoenix Open/1

LARGEST PGA TOUR PAYCHECK
\$1,260,000—2008 THE TOUR Championship presented by Coca-Cola/1

HIGHEST OWGR RANK
 After 2009 Transitions Championship/7

PGA TOUR CAREER SUMMARY

Year	Events Played	Cuts Made	1st	2nd	3rd	Top 10	Top 25	FedExCup Pts	FedExCup Rank	Earnings	Money Rank
2011	25	14			1	4	5	33	33	1,231,918	77
2010	20	18	1		1	7	9	20	20	3,035,523	16
2009	21	18			1	4	10	42	42	1,804,981	45
2008	22	19	2		2	7	10	2	2	4,422,641	7
2007	24	17		1	1	6	9	10	10	1,866,961	41
2006	29	18		2	1	4	7			1,742,112	38
2005	2	1								16,300	
2004	10	5				1	2			237,984	
Total	153	110	3	3	7	33	52			14,358,419	74

NATIONWIDE TOUR CAREER SUMMARY

Year	Events Played	Cuts Made	1st	2nd	3rd	Top 10	Top 25	Earnings	Money Rank
2005	26	22		1	1	9	14	233,218	13
Total	26	22		1	1	9	14	233,218	362

ASIAN TOUR 2011 SUMMARY

Year	Events Played	Cuts Made	1st	Earnings	Money Rank
2011	2	1		4,200	

TOP TOURNAMENT SUMMARY

Tournament	'04	'05	'06	'07	'08	'09	'10	'11
The Masters				CUT	CUT	T13	T38	49
US Open	CUT		T59	T26	T9	T33	T70	CUT
British Open					T39	T13	T44	CUT
PGA Championship			CUT	T23	T4	T51	T8	CUT
THE PLAYERS			T3	CUT	T66	T14	CUT	CUT
TOUR Championship				T9	1		T9	
WGC-Accenture					T33	T9	3	T33
WGC-Cadillac					T26	T5	T16	T35
WGC-Bridgestone						T36	T71	
WGC-HSBC Champions						T25	T51	
The Barclays				T21	CUT	W/D	T64	T6
Deutsche Bank Championship	12		T66	T9	T3	T61	T61	T25
BMW Championship	CUT	T40	CUT	T7	1	T8	T11	T6

Johnson Wagner



EXEMPT STATUS: 2011 tournament winner (through 2013)

HEIGHT: 6-3

WEIGHT: 230

BIRTHDATE: March 23, 1980

BIRTHPLACE: Amarillo, TX

RESIDENCE: Charlotte, NC

FAMILY: Wife, Katie; Graham Clifton (4/16/09), Marianne Joy (5/18/11)

SPECIAL INTERESTS: Hunting, watching

EDUCATION: Virginia Tech

TURNED PRO: 2002

Nationwide Tour Graduate (2006)

JOINED TOUR: 2007

PGA TOUR VICTORIES (2):

2008 Shell Houston Open. 2011 Mayakoba Golf Classic at Riviera Maya-Cancun

BEST 2011 PGA TOUR FINSHES:

P1—Mayakoba Golf Classic at Riviera Maya-Cancun.

2011 PGA TOUR HIGHLIGHTS:

Claimed his second career TOUR title in just his third start of the season, in playoff fashion, in Mexico. The win was one of five top-25 finishes in 25 starts...After missing first two cuts of the year, posted rounds of 69-66-65-67—267 at the Mayakoba Golf Classic and defeated Spencer Levin with a par on the first play-off hole to win his second career TOUR event. First player to finish No. 126 on the PGA TOUR money list and win the following year since Robert Allenby

finished No. 126 on the 1999 money list and then won twice in 2000. He held the third-round lead by one shot over Chris Stroud. Two of his seven career top-10s are victories.

PERSONAL:

Was the first player in the 105-year history of the Metropolitan Golf Association to hold the Ike (the MGA's premier stroke-play amateur), Met Amateur and Met Open titles at the same time—the Wagner Slam...Captained his high school hockey team as a junior and senior...Caddied for three summers at Hudson National in Westchester County, NY...Wife, Katie, is a former Virginia Tech soccer player...Brother, T.J., played golf at Washington & Lee University...Father teaches computer sciences at the U.S. Military Academy in West Point, NY...Grandfather M.T. Johnson was a former treasurer of the USGA...Big fan of the NBA's Dallas Mav-

ericks.

PLAYER STATISTICS:

Scoring Average	70.65	(67)
Driving Distance	282.2	(160)
Driving Accuracy Percentage	67.35%	(23)
Greens in Regulation Percentage	67.17%	(45)
Strokes Gained - Putting	.394	(29)

MISC STATISTICS:

CAREER PGA TOUR LOW ROUND/ROUND
63—3 times, most recent 2011 Travelers Championship/2

LARGEST PGA TOUR PAYCHECK
\$1,008,000—2008 Shell Houston Open/1

HIGHEST OWGR RANK
After 2008 Travelers Championship/115

PGA TOUR CAREER SUMMARY

Year	Events Played	Cuts Made	1st	2nd	3rd	Top 10	Top 25	FedExCup Pts	FedExCup Rank	Earnings	Money Rank
2011	25	15	1			1	5	70	70	1,224,556	78
2010	28	15			1	2	5	172	172	753,802	126
2009	26	13				1	2	151	151	434,571	153
2008	26	15	1			1	2	60	60	1,431,001	73
2007	33	15		1		2	7	111	111	1,013,024	98
2004	1										
Total	139	73	2	1	1	7	21			4,856,954	218

NATIONWIDE TOUR CAREER SUMMARY

Year	Events Played	Cuts Made	1st	2nd	3rd	Top 10	Top 25	Earnings	Money Rank
2006	28	25	2			5	14	372,069	2
2005	27	15		1	1	3	7	138,353	36
2004	28	19		1		5	9	138,148	42
2003	22	9					1	27,737	120
Total	105	68	2	2	1	13	31	676,307	92

EUROPEAN TOUR 2011 SUMMARY

Year	Events Played	Cuts Made	1st	Earnings	Money Rank
2011	1				

TOP TOURNAMENT SUMMARY

Tournament	'04	'07	'08	'09	'11
The Masters			T36		
US Open	CUT	CUT			
British Open					
PGA Championship			CUT		T51
THE PLAYERS			T54	T60	CUT
TOUR Championship					
WGC-Accenture					
WGC-Cadillac					
WGC-Bridgestone			T71		
WGC-HSBC Champions					
The Barclays		T65	CUT		CUT
Deutsche Bank Championship			T15		T25
BMW Championship			T52		63

Duffy Waldorf



EXEMPT STATUS: Qualifying Tournament/Nationwide Tour Medical

HEIGHT: 6-0

WEIGHT: 225

BIRTHDATE: August 20, 1962

BIRTHPLACE: Los Angeles, CA

RESIDENCE: Northridge, CA

FAMILY: Wife, Vicky; Tyler Lane (7/16/90), Shea Duffy (4/23/92), Kelli Ann (1/14/94), Justin James (7/20/96)

SPECIAL INTERESTS: Wine collecting

EDUCATION: UCLA (1985, Psychology)

TURNED PRO: 1985

Q-SCHOOL: 1986, 1987, 1988, 1990, 2007

JOINED TOUR: 1990

PGA TOUR VICTORIES (4):

1995 LaCantera Texas Open. 1999 Buick Classic. 1999 Westin Texas Open. 2000 National Car Rental Golf Classic Disney

BEST 2011 PGA TOUR FINSHES:

T28–Puerto Rico Open presented by seepuertorico.com.

NATIONAL TEAMS:

Walker Cup (1), 1985.

OTHER VICTORIES:

(3): 1995 Hyundai Team Matches [with Tom Lehman]. 1996 Hyundai Team Matches [with Tom

Lehman]. 2000 Hyundai Team Matches [with Tom Lehman].

2011 PGA TOUR HIGHLIGHTS:

Will play on a Major Medical Extension in 2012 after having knee surgery. Will have five events to earn \$784,168...Made 14 starts on TOUR, with five made cuts. On the Nationwide Tour, claimed a pair of top-15 finishes in seven starts.

PERSONAL:

A connoisseur of fine wine...Enjoys wearing colorful caps and shirts. His wife and children mark, with messages and reminders, the golf balls he uses each week. Duffy adds a few designs too. During 2000 victory at Disney World Resort, drew a picture of Mickey Mouse on one side of his golf ball and on the other his wife wrote, "Mouse in the House."...Got

his nickname Duffy from his grandparents when he was small. Tagged along on the golf course and they called him "Little Duffer."

PLAYER STATISTICS:

Scoring Average	72.35	(N/A)
Driving Distance	288.5	(N/A)
Driving Accuracy Percentage	58.23%	(N/A)
Greens in Regulation Percentage	60.37%	(N/A)
Strokes Gained - Putting	.167	(N/A)

MISC STATISTICS:

CAREER PGA TOUR LOW ROUND/ROUND

62–2 times, most recent 2003 Valero Texas Open/3

LARGEST PGA TOUR PAYCHECK

\$540,000–2000 National Car Rental Golf Classic Disney/1

HIGHEST OWGR RANK

After 2000 Skins Game/35

PGA TOUR CAREER SUMMARY

Year	Events Played	Cuts Made	1st	2nd	3rd	Top 10	Top 25	FedExCup Pts	FedExCup Rank	Earnings	Money Rank
2011	14	5						236	236	61,234	221
2008	4	1						258	258	7,350	258
2007	23	11					3	157	157	359,018	166
2006	28	19			1	1	5			625,513	131
2005	28	16					5			462,725	153
2004	26	16				5	11			1,487,912	46
2003	25	19		1		3	9			1,206,005	58
2002	27	19				4	10			909,003	71
2001	27	15				1	4			427,461	120
2000	23	17	1		1	6	9			1,384,508	32
1999	26	19	2			3	7			1,302,784	28
1998	26	15				2	6			290,092	103
1997	26	20		2		4	4			458,074	51
1996	21	12		2		5	6			604,382	30
1995	26	21	1	1		4	9			525,622	35
1994	26	14			1	4	8			274,971	71
1993	25	15				4	6			202,638	84
1992	25	19		2	2	8	12			582,120	23
1991	29	20				2	9			196,081	86
1990	28	16				1	2			71,674	157
1989	28	16			1	3	9			149,945	94
1988	29	16				1	3			58,221	143
1987	32	17				1	4			52,175	148
1986	3										
1985A	1	1									
1985	1										
Total	577	359	4	8	6	62	141			11,699,508	96

NATIONWIDE TOUR CAREER SUMMARY

Year	Events Played	Cuts Made	1st	2nd	3rd	Top 10	Top 25	Earnings	Money Rank
2011	7	2					2	20,086	142
2010	1								
Total	8	2					2	20,086	970

TOP TOURNAMENT SUMMARY

Tournament	'87	'88	'89	'90	'91	'92	'93	'94	'95	'96	'97	'98
The Masters							T39		T24	T5	36	
US Open		T58	CUT	CUT		T57	T72	T9	T13	CUT	T60	
British Open						T25	T39					
PGA Championship						T9	CUT		T20	CUT	CUT	T38
THE PLAYERS				T61		T35	T52	CUT	CUT	CUT	T43	CUT
TOUR Championship						T7				26		
WGC-Accenture												
WGC-Cadillac												
WGC-Bridgestone												
WGC-HSBC Champions												
The Barclays		CUT	T62	CUT		T17	2	T10	CUT	T55	CUT	CUT
Deutsche Bank Championship												
BMW Championship		CUT	T59	CUT	T60	T54	T3	T59	CUT	T40	CUT	T20

Tournament	'99	'00	'01	'02	'03	'04	'05	'06	'07
The Masters		CUT	T31						
US Open		CUT	T44			CUT		CUT	
British Open	T43		T54	T18	T34		T67		CUT
PGA Championship	T41	T46	CUT	CUT	T45	T49			
THE PLAYERS	T17	CUT	CUT	CUT	T11	T74	T40		
TOUR Championship	T5								
WGC-Accenture		T9	T33			T17			
WGC-Cadillac	T40	T3							
WGC-Bridgestone									
WGC-HSBC Champions									
The Barclays	P1	T13	CUT	T39	CUT	W/D	CUT		
Deutsche Bank Championship							CUT	CUT	
BMW Championship	CUT		CUT	T5	T37		T21		

Jimmy Walker



EXEMPT STATUS: 67th on 2011 money list

HEIGHT: 6-2

WEIGHT: 180

BIRTHDATE: January 16, 1979

BIRTHPLACE: Oklahoma City, OK

RESIDENCE: San Antonio, TX

FAMILY: Wife, Erin; Mclain James (6/16/10)

SPECIAL INTERESTS: Fishing, car racing

EDUCATION: Baylor University

TURNED PRO: 2001

Q-SCHOOL: 2008

Nationwide Tour Graduate (2004, 2007)

JOINED TOUR: 2005

PGA TOUR BEST FINISHES:

T3–2010 Valero Texas Open

BEST 2011 PGA TOUR FINSHES:

4–Sony Open in Hawaii. T4–Northern Trust Open. T4–The Greenbrier Classic.

2011 PGA TOUR HIGHLIGHTS:

Had a career year, with personal bests in top 10s (four), top 25s (seven), cuts made (16), FedExCup finish (50th) and money-list finish (67th)...Carded four rounds in the 60s for a solo-fourth place finish at the Sony Open in Hawaii, three strokes behind champion Mark Wilson...Claimed his second top 10 of the year, at the AT&T Pebble Beach National Pro-Am. Thanks to a third-round, 7-under 63 at Monterey Peninsula CC, netted T9 honors with

Phil Mickelson and Zack Miller...Posted his second-consecutive top 10 and career-best third of the season with a T4 at the Northern Trust Open...Tied his career-low round of 9-under 63 in the first round of the Shell Houston Open, tying the Redstone GC's Tournament Course record. He was the 18-hole leader who went on to finish T30...Carded a career-low 62 (bettering 63s posted in 2011 at the AT&T Pebble Beach National Pro-Am and the Shell Houston Open) in the third round of The Greenbrier Classic. Followed with a 2-under 68 to T4 for the second-consecutive season at The Old White TPC. Finished just one shot out of a three-man playoff won by Scott Stallings. Solid finish came in West Virginia, the same state where he won the Nationwide Tour's 2007 Pete Dye Classic.

PERSONAL:

Learned the game from his father, who was a scratch golfer...Biggest thrill in golf so far has been

playing in the 2001 U.S. Open...Met his wife, Erin, at a Nationwide Tour event in 2004 where she was a tournament volunteer.

PLAYER STATISTICS:

Scoring Average	70.42	(42)
Driving Distance	298.8	(30)
Driving Accuracy Percentage	53.13%	(178)
Greens in Regulation Percentage	63.92%	(136)
Strokes Gained - Putting	.232	(50)

MISC STATISTICS:

CAREER PGA TOUR LOW ROUND/ROUND

62–2011 The Greenbrier Classic/3

LARGEST PGA TOUR PAYCHECK

\$317,200–2010 Valero Texas Open/T3

HIGHEST OWGR RANK

After 2011 Masters Tournament/111

PGA TOUR CAREER SUMMARY

Year	Events Played	Cuts Made	1st	2nd	3rd	Top 10	Top 25	FedExCup Pts	FedExCup Rank	Earnings	Money Rank
2011	24	16				4	7	50	50	1,336,556	67
2010	27	13			1	2	6	84	84	937,987	103
2009	24	15				2	5	148	148	662,683	125
2008	24	13					3	192	192	282,249	185
2006	21	9					1			153,950	202
2005	9	3					2			155,850	207
2004	1										
2003	1										
2002	1										
2001	3	1								13,164	
Total	135	70			1	8	24			3,542,439	265

NATIONWIDE TOUR CAREER SUMMARY

Year	Events Played	Cuts Made	1st	2nd	3rd	Top 10	Top 25	Earnings	Money Rank
2009	1								
2008	5	2					1	10,343	181
2007	29	21	1			2	9	196,896	25
2006	3	1						3,550	232
2005	3	2					1	10,679	181
2004	25	20	2	2		7	12	371,346	1
2003	18	13		1	1	5	10	146,516	31
2002	10	8				2	6	58,962	74
2001	3	2						2,728	233
Total	97	69	3	3	1	16	39	801,019	57

TOP TOURNAMENT SUMMARY

<u>Tournament</u>	<u>'01</u>	<u>'02</u>	<u>'06</u>	<u>'10</u>	<u>'11</u>
The Masters					
US Open	T52	CUT			
British Open					
PGA Championship				CUT	
THE PLAYERS				T26	CUT
TOUR Championship					
WGC-Accenture					
WGC-Cadillac					
WGC-Bridgestone					
WGC-HSBC Champions					
The Barclays			CUT	T52	T18
Deutsche Bank Championship			CUT	CUT	T37
BMW Championship			CUT		T22

Nick Watney



EXEMPT STATUS: Multiple tournament winner (through 2015)

HEIGHT: 6-2

WEIGHT: 180

BIRTHDATE: April 25, 1981

BIRTHPLACE: Sacramento, CA

RESIDENCE: Las Vegas, NV

FAMILY: Wife, Amber

SPECIAL INTERESTS: All sports, music, video games

EDUCATION: Fresno State University (2003)

TURNED PRO: 2003

Q-SCHOOL: 2005

Nationwide Tour Graduate (2004)

JOINED TOUR: 2005

PGA TOUR VICTORIES (4):

2007 Zurich Classic of New Orleans. 2009 Buick Invitational. 2011 World Golf Championships-Cadillac Championship. 2011 AT&T National

BEST 2011 PGA TOUR FINSHES:

1-World Golf Championships-Cadillac Championship. 1-AT&T National.

INTERNATIONAL VICTORIES:

(1): 2003 Lewis Chitengwa Memorial Championship [Can].

NATIONAL TEAMS:

The Presidents Cup (1), 2011; World Cup (1), 2009; Palmer Cup (1), 2002.

OTHER VICTORIES:

(1): 2005 Callaway Golf Pebble Beach Invitational.

2011 PGA TOUR HIGHLIGHTS:

Recorded a career-best 10 top-10 finishes and 16 top-25 finishes. Also had personal best performances in the FedExCup (No. 9) and on the money list (No. 3). Made 19 of 22 cuts and recorded multiple wins in a season for the first time in his career...Former Farmers Insurance Open champion finished T6 at the event on the strength of a final-round 63. Fired a back-nine 28 on the South Course in the final round, the best score on the South Course's back nine since records were first recorded in 1983. Dennis Paulson (1999) and Brian Henninger (1998) each recorded 29s on the back nine. Round of 63 matches his career low and is his best score in 24 career rounds at the Farmers Insurance Open...Two weeks later, finished T5 at the Waste Management Phoenix Open...In third start, racked up third top-10 at the AT&T Pebble Beach National Pro-Am, aided by a final-round, 5-under

67...Finished T9 at the World Golf Championships-Accenture Match Play Championship. Defeated Anthony Kim (5 and 4) and World No. 1 Lee Westwood (1-up) before falling to Ryan Moore (19 holes) in the third round...Just one day after making a double bogey on the 18th hole at TPC Blue Monster at Doral, drained a 13-foot birdie putt at the same hole to cap a stellar final-round, 6-under 67 to clinch the World Golf Championships-Cadillac Championship by two strokes over 54-hole leader Dustin Johnson. It was also the same hole that Watney's 30-foot putt came up just two inches short at the 2009 Cadillac Championship, leaving him second behind Phil Mickelson for his previous-best finish in three overall starts at the Cadillac Championship. With his third PGA TOUR victory, he became one of seven players under age 30 with at least three TOUR wins. That group is led by four-time winner Johnson. Dating to the 2010 TOUR Championship presented by Coca-Cola, the win was his seventh consecutive top-10 finish and moved him to No. 2 on the FedExCup points list...One week after winning the World Golf Championships-Cadillac Championship, saw his streak of seven-consecutive top 10s, dating to the end of the 2010 season, end, with a T13 at the Transitions Championship...Produced sixth top 10 of season and first since winning the World Golf Championships-Cadillac Championship with a T4 at THE PLAYERS. Carded an 8-under 64 in the opening round, a career-best at TPC Sawgrass, to hold the first-round lead despite a double bogey on No. 14...Entered the HP Byron Nelson Championship as the highest-ranked player in the FedExCup standings at No. 6. Went on to finish T8 to move to fourth, jumping ahead of idle David Toms. It was his seventh top-10 finish of the season, tied with Matt Kuchar, Luke Donald and Hunter Mahan for most on TOUR...Spurred on by a third round, course-record, 8-under 62, went on to win the AT&T National by two strokes over K.J. Choi. His fourth career win helped him overtake Donald for the top spot in the FedExCup rankings. Saturday's round included a back-nine, 8-under 27 (six birdies, one eagle and two pars), just one stroke shy of Corey Pavin's TOUR-record 26 at the 2006 U.S. Bank Championship in Milwaukee. Entered the final round tied with Rickie Fowler at 9-under before a bogey-free 66 made him the TOUR's third multiple winner of the season (Bubba Watson and Mark Wilson) and moved him into a tie with Kuchar and Luke Donald for the TOUR lead, with eight top-10

finishes...After entering the PGA TOUR Playoffs for the FedExCup No. 1 in the standings, finished T10 at The Barclays to fall to No. 3. Eventually finished the season-long competition at No. 9...Making his seventh start at the Justin Timberlake Shriners Hospitals for Children Open, finished runner-up to Kevin Na by two strokes for his second-career second-place finish. The finish came one year after finishing two strokes out of the Jonathan Byrd-Martin Laird-Cameron Percy playoff in Las Vegas. Entered the final round with a share of the lead with Na—the fifth time he had entered the final round on TOUR with at least a share of the lead (two wins). He went on to record his career-high 10th top-10 finish of the season to remain in the No. 3 position on the official money list...Opened with a 6-under 66 to trail first-round leader Jarrod Lyle at the Australian Open then hovered around the lead for most of the week in Sydney, finally settling for a T4...One week later, compiled a 2-1-1 record for the victorious U.S. Presidents Cup squad, including a singles victory over K.J. Choi.

PERSONAL:

Is an avid fan of the San Francisco Giants, San Francisco 49ers and Sacramento Kings...Cousin, Heidi Watney, is the Boston Red Sox on-field reporter for NESN...His wife, Amber, is the niece of PGA TOUR veteran Omar Uresti.

PLAYER STATISTICS:

Scoring Average	69.52	(5)
Driving Distance	301.9	(16)
Driving Accuracy Percentage	58.15%	(136)
Greens in Regulation Percentage	66.88%	(54)
Strokes Gained - Putting	.559	(12)

MISC STATISTICS:

CAREER PGA TOUR LOW ROUND/ROUND

62-2011 AT&T National/3

LARGEST PGA TOUR PAYCHECK

\$1,400,000-2011 World Golf Championships-Cadillac Championship/1

HIGHEST OWGR RANK

After 2011 The Greenbrier Classic/9

PGA TOUR CAREER SUMMARY

Year	Events Played	Cuts Made	1st	2nd	3rd	Top 10	Top 25	FedExCup Pts	FedExCup Rank	Earnings	Money Rank
2011	22	19	2	1		10	16	9	9	5,290,673	3
2010	24	22				8	15	12	12	2,536,714	27
2009	24	19	1	1		4	12	12	12	3,221,421	12
2008	27	21				1	5	109	109	878,173	121
2007	26	17	1			3	7	67	67	1,838,629	43
2006	29	19				6	11			1,243,816	75
2005	31	15				2	4			605,369	127
2004	1										
2003	8	2				1	1			73,255	
Total	192	134	4	2		35	71			15,688,051	51

NATIONWIDE TOUR CAREER SUMMARY

Year	Events Played	Cuts Made	1st	2nd	3rd	Top 10	Top 25	Earnings	Money Rank
2004	25	19	1	1		8	12	301,988	5
Total	25	19	1	1		8	12	301,988	286

AUSTRALIAN TOUR 2011 SUMMARY

Year	Events Played	Cuts Made	1st	Earnings	Money Rank
2011	1	1		49,362	

TOP TOURNAMENT SUMMARY

Tournament	'03	'05	'06	'07	'08	'09	'10	'11
The Masters					T11	19	7	46
US Open				CUT	T60	CUT	76	CUT
British Open				T35		T27	T7	CUT
PGA Championship				CUT		CUT	T18	T12
THE PLAYERS				CUT	T63	CUT	T17	T4
TOUR Championship						T13	T4	T26
WGC-Accenture							T9	T9
WGC-Cadillac						2	T26	1
WGC-Bridgestone				T61		T36	T16	T23
WGC-HSBC Champions						5	T21	T33
The Barclays		CUT	T25	T25	T62	T6	T36	T10
Deutsche Bank Championship	CUT	CUT	CUT	CUT	CUT	T46	T33	T61
BMW Championship		CUT	T82	T59		T30	T15	T22

Bubba Watson



EXEMPT STATUS: Multiple tournament winner (through 2014)

HEIGHT: 6-3

WEIGHT: 180

BIRTHDATE: November 5, 1978

BIRTHPLACE: Bagdad, FL

RESIDENCE: Scottsdale, AZ

FAMILY: Wife, Angie

SPECIAL INTERESTS: Video games, collecting Nike shoes, wake surfing, water sporots, fitness

EDUCATION: Faulkner State Community College, University of Georgia (2008, Consumer Economics)

Nationwide Tour Graduate (2005)

JOINED TOUR: 2006

PGA TOUR VICTORIES (3):

2010 Travelers Championship. 2011 Farmers Insurance Open. 2011 Zurich Classic of New Orleans

BEST 2011 PGA TOUR FINSHES:

1—Farmers Insurance Open. P1—Zurich Classic of New Orleans.

NATIONAL TEAMS:

The Presidents Cup (1), 2011; Ryder Cup (1), 2010.

OTHER VICTORIES:

(1): 2008 CVS/Caremark Charity Classic [with Camilo Villegas]

2011 PGA TOUR HIGHLIGHTS:

Recorded his first two-win season while making 19 cuts and missing only two...Picked up his second PGA TOUR title, winning by one shot over Phil Mickelson at the Farmers Insurance Open (71-65-69-67—272). Converted up-and-down from greenside bunker for birdie on the 72nd hole to take a two-stroke lead and watched as Mickelson's eagle attempt from 72 yards came up just feet short. Becomes the fifth lefthander to record multiple wins on TOUR—Mickelson (38), Mike Weir (eight), Bob Charles (six), Steve Flesch (four). Finished 13-under on the par-5s and led the field in Greens in Regulation (59 of 72, 81.9 percent) and in Driving Distance (316.6-yard average)...Finished fourth in his first appearance at the World Golf Championships-Accenture Match Play Championship, the first first-time participant to advance to the semifinals at the event since Geoff Ogilvy won in 2006. Defeated Bill Haas (3 and 2), Mark Wilson (6 and 5), Geoff Ogilvy (6 and 4) and J.B. Holmes (19 holes) prior to losing

to Martin Kaymer (1-up) in the semifinals and Matt Kuchar (2 and 1) in the third-place match. Victory over Holmes came after being 5-down through 10 holes to become the first lefthander to reach the semifinals in tournament history...Became the second multiple winner of the season (Mark Wilson) following his playoff win over Webb Simpson at the Zurich Classic of New Orleans. Won with a birdie-4 on the second extra hole to claim his third career title. Fired rounds of 68-68-70-69 to force sudden-death. Playing in the same group Sunday, both eagled the 542-yard second hole. He rolled in an eagle putt from 9 feet to get to 14-under and leapfrog Simpson for the lead. His eagle was his third of the week in the event where he made his first career TOUR start, in 2002. Simpson countered by canning his own eagle putt from 6 feet to retake the lead at 15-under par...In first Presidents Cup appearance, posted a 3-2-0 record for the victorious United States squad.

PERSONAL:

Following his win at the Travelers Championship, dedicated the win to his wife, Angie, and father, Gerry, who was battling lung cancer and later passed away in October of 2010...In August of 2010, provided a clinic in partnership with the PGA TOUR's "Birdies for the Brave" program with the U.S. Armed Forces. Father Gerry, who was a lieutenant in the Green Berets' Special Forces during the Vietnam War, was honored prior to the clinic for his military service with a plaque presented to him by Gen. Steven Duff, commander of U.S. Army Special Forces Command (Airborne) at Fort Bragg, NC. "It's special. With my dad's situation, it's brought to my heart that the military is much more important than what we do for a living. So I needed to do something for the Green Berets and bring light to the Pensacola area"...Uses a pink shaft in his driver...Attended the same high school—Milton (FL) High School a few years after current PGA TOUR players Heath Slocum and Boo Weekley...Self-taught player who

learned the game by hitting wiffle balls around his house. "The house was probably an acre and a half yard with big trees, downtown Bagdad (FL). The house is sitting here, and I drew in the dirt driveway. I'd draw a big circle, and that would be my hole, a 5-foot circle. I'd go around it to the left and then I'd go around it to the right. So I learned to cut it. If you know about wiffle balls or plastic balls, it's hard to cut. Then I learned to hook it the other way, hit it high over limbs, hit it low under limbs. I'd say non-stop every day from 6 to 12 years old. Instead of playing with trucks out in the yard, I'd play with a ball and a club..."...Wife, Angie is 6-foot-4 and a former University of Georgia, WNBA and European professional basketball player...Sponsors the Bubba Watson Invitational at the University of West Florida, a women's NCAA Division II golf tournament at Stonebrook Village GC...Hosted the first annual Bubba Watson Junior in 2011 at Meadowlands CC in Winston-Salem, NC, to benefit the Victory Junction, a Hole in the Wall Gang Camp affiliate...Affiliated with The First Tee of Northwest Florida and the Ronald McDonald House of Pensacola, FL...Without letting family and friends know, he completed requirements toward a degree at the University of Georgia in the summer of 2008, thereby validating his push for kids to stay in school.

PLAYER STATISTICS:

Scoring Average	70.62	(64)
Driving Distance	314.9	(2)
Driving Accuracy Percentage	56.92%	(152)
Greens in Regulation Percentage	69.83%	(9)
Strokes Gained - Putting	-.108	(120)

MISC STATISTICS:

CAREER PGA TOUR LOW ROUND/ROUND

62—2 times, most recent 2010 Bob Hope Classic/2

LARGEST PGA TOUR PAYCHECK

\$1,152,000—2011 Zurich Classic of New Orleans/1

HIGHEST OWGR RANK

After 2011 Zurich Classic of New Orleans/10

PGA TOUR CAREER SUMMARY

Year	Events Played	Cuts Made	1st	2nd	3rd	Top 10	Top 25	FedExCup Pts	FedExCup Rank	Earnings	Money Rank
2011	22	19	2			3	8	26	26	3,477,811	16
2010	22	16	1	2	1	4	8	22	22	3,198,998	15
2009	24	13		1		2	9	53	53	1,430,244	60
2008	29	19		1		3	7	30	30	1,533,523	58
2007	26	14		1		5	9	57	57	1,654,807	55
2006	27	15			1	3	6			1,019,264	90
2004	1										
2002	1										
Total	152	96	3	5	2	20	47			12,314,646	89

NATIONWIDE TOUR CAREER SUMMARY

Year	Events Played	Cuts Made	1st	2nd	3rd	Top 10	Top 25	Earnings	Money Rank
2005	24	19		1	1	5	9	202,437	21
2004	17	14		2		3	8	142,904	37
2003	21	13				2	7	79,854	63
2001	1	1						1,513	269
Total	63	47		3	1	10	24	426,708	195

EUROPEAN TOUR 2011 SUMMARY

Year	Events Played	Cuts Made	1st	Earnings	Money Rank
2011	2	1		53,155	

AUSTRALIAN TOUR 2011 SUMMARY

Year	Events Played	Cuts Made	1st	Earnings	Money Rank
2011	2	2		49,806	

TOP TOURNAMENT SUMMARY

Tournament	'04	'06	'07	'08	'09	'10	'11
The Masters				T20	42		T38
US Open	CUT		T5	CUT	T18		T63
British Open					CUT	CUT	T30
PGA Championship			CUT	70	CUT	P2	T26
THE PLAYERS			CUT	CUT	T37	CUT	T45
TOUR Championship				30		T17	T23
WGC-Accenture							4
WGC-Cadillac					72		DNS
WGC-Bridgestone						T22	T21
WGC-HSBC Champions							
The Barclays		CUT	CUT	T12	CUT	T31	CUT
Deutsche Bank Championship		T12	CUT	T44	T32	T37	T16
BMW Championship		CUT	T18	T28	T15	T50	T53

Tom Watson



EXEMPT STATUS: Life member

HEIGHT: 5-9

WEIGHT: 175

BIRTHDATE: September 4, 1949

BIRTHPLACE: Kansas City, MO

RESIDENCE: Bucyrus, KS

FAMILY: Wife, Hilary; Meg (9/13/79), Michael Barrett (12/15/82), stepchildren Kyle (9/23/86), Paige (4/22/89), Ross (8/31/91)

SPECIAL INTERESTS: Current affairs, hunting, fishing

EDUCATION: Stanford University (1971, Psychology)

TURNED PRO: 1971

Q-SCHOOL: Fall 1971

JOINED HALL OF FAME: Inducted 1988

JOINED TOUR: 1971

PGA TOUR VICTORIES (39):

1974 Western Open. 1975 Byron Nelson Golf Classic. 1975 British Open Championship. 1977 Bing Crosby National Pro-Am. 1977 Andy Williams-San Diego Open Invitational. 1977 Masters Tournament. 1977 Western Open. 1977 British Open Championship. 1978 Joe Garagiola-Tucson Open. 1978 Bing Crosby National Pro-Am. 1978 Byron Nelson Golf Classic. 1978 Colgate Hall of Fame Classic. 1978 Anheuser-Busch Golf Classic. 1979 Sea Pines Heritage Classic. 1979 MONY Tournament of Champions. 1979 Byron Nelson Golf Classic. 1979 Memorial Tournament. 1979 Colgate Hall of Fame Classic. 1980 Andy Williams-San Diego Open Invitational. 1980 Glen Campbell-Los Angeles Open. 1980 MONY Tournament of Champions. 1980 Greater New Orleans Open. 1980 Byron Nelson Golf Classic. 1980 British Open Championship. 1980 World Series of Golf. 1981 Masters Tournament. 1981 USF&G New Orleans Open. 1981 Atlanta Classic. 1982 Glen Campbell-Los Angeles Open. 1982 Sea Pines Heritage. 1982 U.S. Open Championship. 1982 British Open Championship. 1983 British Open Championship. 1984 Seiko-Tucson Match Play Championship. 1984 MONY Tournament of Champions. 1984 Western Open. 1987 Nabisco Championship. 1996 Memorial Tournament. 1998 MasterCard Colonial

BEST 2011 PGA TOUR FINSHES:

T22-British Open Championship.

INTERNATIONAL VICTORIES:

(4): 1980 Dunlop Phoenix [Jpn]. 1984 Australian Open [Aus]. 1992 Hong Kong Open [Asia]. 1997 Dunlop Phoenix [Jpn].

NATIONAL TEAMS:

Ryder Cup (4), 1977, 1981, 1983, 1989; Ryder Cup Captain (1) 1993; UBS Cup (1), 2003.

OTHER VICTORIES:

(4): 1994 Skins Game. 2007 Wendy's Champions Skins Game [with Jack Nicklaus]. 2010 Wendy's Champions Skins Game [with Jack Nicklaus]. 2011 Ka'anapali Champions Skins Game [with Jack Nicklaus].

2011 PGA TOUR HIGHLIGHTS:

Made three PGA TOUR starts, with a T22 finish at the British Open his best performance...Won his 14th career title and sixth major championship on the Champions Tour when he prevailed in a one-hole playoff over David Eger at the Senior PGA Championship at Valhalla. After missing an opportunity to win in regulation on the final hole, made amends minutes later when he drained a 3-foot birdie putt for the win. The victory came 10 years, 2 days after he won the same tournament in 2001 at Ridgewood CC, and it also made him the third-oldest winner in Champions Tour history, at 61 years, 8 months, 25 days. He also became the oldest winner of a major championship on the Champions Tour since the Tour began in 1980. Hale Irwin previously held that distinction when he won the 2004 Senior PGA Championship here at Valhalla at age 59 years, 11 months, 28 days. His sixth major championship also tied him with Gary Player in that category and he stands two behind Jack Nicklaus and one behind Irwin. The victory was also his second over the age of 60 and also increased his all-time career earnings over \$24 million...Almost claimed a second consecutive major, at the Senior British Open at Walton Heath. After opening with 75, rallied with rounds of 68-69-67 for a T3, three strokes back of Russ Cochran. Performance was his best at this championship since last winning in 2007...At the start of the year, made a spirited run at defending his Mitsubishi Electric Championship at Hualalai title but final-round 68 left him third, three strokes back of John Cook. Performance was his eighth top-10 on the Big Island, the most by a player in event history...Completed early Hawaii schedule by successfully defending his Kaanapali Champions Skins Game title with Jack Nicklaus. After a four-hole carryover, holed a key 12-foot birdie putt on the 17th hole that gave the duo \$250,000 and clinched the title. Duo finished the competition with \$310,000, edging out Bernhard

Langer-Mark O'Meara by \$10,000. Win was his fourth overall in senior Skins and third with Nicklaus as a partner...Closed with a final-round 65 at the 3M Championship to finish T6 at TPC Twin Cities...Made his 38th career start at the Masters (missed cut)...Aced No. 6 in the second round of the British Open at Royal St. George's, his fifth PGA TOUR hole-in-one, with all of them coming at venues that have hosted major championships (Riviera CC, Torrey Pines GC, Pebble Beach GL, Baltusrol GC, Royal St. George's). Eventually finished T22 in the event...Champions Tour Player of the Month for May.

PERSONAL:

Active in Kansas City-area charitable endeavors, including Children's Mercy Hospital and development of golf courses for junior players. Won the 2003 Card Walker Award as the result of his interest in junior golf...In 1999, named honorary member of the Royal & Ancient GC of St. Andrews, joining fellow Americans Arnold Palmer, Jack Nicklaus, former President George Bush and Gene Sarazen...Led the effort to raise awareness of ALS, the disease that took the lives of longtime caddie Bruce Edwards and former TOUR player Jeff Julian. Web site is bruceedwardsfoundation.org...Visited U.S. troops in Iraq in late 2007 and 2009 along with Corey Pavin and Tim Simpson.

PLAYER STATISTICS:

Scoring Average	70.78	(N/A)
Driving Distance	285.5	(N/A)
Driving Accuracy Percentage	58.04%	(N/A)
Greens in Regulation Percentage	56.25%	(N/A)
Strokes Gained - Putting	-1.255	(N/A)

MISC STATISTICS:

CAREER PGA TOUR LOW ROUND/ROUND
62-1973 World Open Golf Championship/5

LARGEST PGA TOUR PAYCHECK
\$732,603-2009 British Open Championship/2

HIGHEST OWGR RANK
After 1998 MasterCard Colonial/13

PGA TOUR CAREER SUMMARY

Year	Events Played	Cuts Made	1st	2nd	3rd	Top 10	Top 25	FedExCup Pts	FedExCup Rank	Earnings	Money Rank
2011	3	1					1	219	219	72,067	218
2010	3	2					1	195	195	149,371	194
2009	2	1		1		1	1	130	130	732,603	114
2008	2										
2007	2	1					1	213	213	64,350	223
2006	2	1								21,578	245
2005	2	1								26,243	241
2004	2	1								10,350	253
2003	4	2					1			108,017	204
2002	4	3				1	1			180,130	177
2001	4	1								9,950	240
2000	4	3				1	1			158,409	174
1999	13	7					1			141,410	174
1998	15	10	1	2		4	5			976,585	29
1997	16	12			1	5	8			479,146	45
1996	15	14	1	1		4	7			761,238	25
1995	16	14				3	7			320,785	58
1994	15	14		1		5	9			380,378	43
1993	16	14				4	9			342,023	46
1992	15	12		1		5	7			299,818	50
1991	16	12		1	1	6	10			354,877	45
1990	17	13				5	9			213,989	68
1989	18	13			1	2	7			185,398	80
1988	19	15		1		6	11			273,216	39
1987	20	15	1	1		5	12			616,351	5
1986	20	17			4	9	13			278,338	20
1985	19	17		1	1	7	11			226,778	18
1984	20	17	3	2	1	9	15			476,260	1
1983	17	16	1	2		10	14			237,519	12
1982	20	19	4	1	1	12	17			316,483	5
1981	21	19	3	3	1	10	16			347,660	3
1980	22	22	7	1	3	16	22			530,808	1
1979	21	20	5	4	1	15	18			462,636	1
1978	24	22	5	3	1	15	21			362,429	1
1977	23	22	5	1	3	17	19			310,653	1
1976	25	22		2	1	11	15			138,203	12
1975	25	22	2	1	1	12	21			153,796	7
1974	29	27	1	1		10	20			131,537	10
1973	31	23			2	8	13			73,692	35
1972	32	22		1		1	8			30,413	74
1971	6	5					2			2,185	191
1968A	1	1									
Total	601	495	39	32	23	219	354			10,958,339	109

CHAMPIONS TOUR CAREER SUMMARY

Year	Events Played	Cuts Made	1st	2nd	3rd	Top 10	Top 25	Earnings	Money Rank
2011	12	12	1		2	4	6	815,675	19
2010	12	12	1			4	11	761,941	23
2009	12	12		1		7	10	798,672	20
2008	10	10	2		1	6	9	972,343	20
2007	12	12	2	1	1	8	10	1,365,365	9
2006	13	13		1	1	7	12	961,741	14
2005	13	13	2	2	2	9	9	1,532,482	5
2004	12	12		1	1	5	7	475,203	42
2003	14	14	2	5		10	13	1,853,108	1
2002	14	14	1	5		10	12	1,522,437	8
2001	13	13	1	1		8	11	986,547	17
2000	13	13	1	4		10	13	1,146,361	13
1999	2	2	1			1	2	208,240	62
Total	152	152	14	21	8	89	125	13,400,115	8

TOP TOURNAMENT SUMMARY

Tournament	'68	'72	'73	'74	'75	'76	'77	'78	'79	'80	'81	'82
The Masters					T8	T33	1	T2	PT2	T12	1	T5
US Open		T29	CUT	T5	T9	7	T7	T6	CUT	T3	T23	1
British Open					1	CUT	1	T14	T26	1	T23	1
PGA Championship			T12	T11	9	T15	T6	PT2	T12	T10	CUT	T9
THE PLAYERS				CUT	T8	T9	T5	CUT	2	T3	CUT	T6
TOUR Championship												
WGC-Accenture												
WGC-Cadillac												
WGC-Bridgestone												
WGC-HSBC Champions												
The Barclays		CUT	T12	T9	13	T2	T6	T10	T10	T4		CUT
Deutsche Bank Championship												
BMW Championship	T51	CUT	T28	1	T12	T32	1	T6	T6	T16	T40	

Tournament	'83	'84	'85	'86	'87	'88	'89	'90	'91	'92	'93	'94
The Masters	T4	2	T10	T6	T7	T9	T14	T7	T3	T48	T45	13
US Open	2	T11	CUT	T24	2	T36	T46	CUT	T16	CUT	T5	T6
British Open	1	T2	T47	T35	7	T28	4	CUT	T26	CUT	CUT	T11
PGA Championship	T47	T39	T6	T16	T14	T31	T9	T19	CUT	T62	5	T9
THE PLAYERS	T19	T8	T55	T58	CUT	CUT	T11	T36	T20	T2	10	T14
TOUR Championship					1							
WGC-Accenture												
WGC-Cadillac												
WGC-Bridgestone												
WGC-HSBC Champions												
The Barclays				T8			T3					T22
Deutsche Bank Championship												
BMW Championship	2	P1	T65		CUT	T11	CUT	7	T36	T9	CUT	T17

Tournament	'95	'96	'97	'98	'99	'00	'01	'02	'03	'04	'05	'06
The Masters	T14	CUT	4	CUT	CUT	CUT	CUT	T40	CUT	CUT	CUT	CUT
US Open	T56	T13	64	CUT	T57	T27			T28			
British Open	T31		T10	CUT	CUT	T55	CUT	CUT	T18		T41	T48
PGA Championship	T58	T17	CUT	CUT	CUT	T9	T66	T48	CUT			
THE PLAYERS	T29	T33	T53	T35	T62							
TOUR Championship		T6		T18								
WGC-Accenture					T33							
WGC-Cadillac												
WGC-Bridgestone												
WGC-HSBC Champions												
The Barclays												
Deutsche Bank Championship												
BMW Championship	T13	T68	T7									

Tournament	'07	'08	'09	'10	'11
The Masters	CUT	CUT	CUT	T18	CUT
US Open				T29	
British Open		CUT	P2	CUT	T22
PGA Championship					
THE PLAYERS					
TOUR Championship					
WGC-Accenture					
WGC-Cadillac					
WGC-Bridgestone					
WGC-HSBC Champions					
The Barclays					
Deutsche Bank Championship					
BMW Championship					

Boo Weekley



EXEMPT STATUS: Past Champion

HEIGHT: 6-0

WEIGHT: 210

BIRTHDATE: July 23, 1973

BIRTHPLACE: Milton, FL

RESIDENCE: Jay, FL

FAMILY: Wife, Karyn; Thomas Parker (8/14/01), Aiden O'Neal (6/23/08)

SPECIAL INTERESTS: Hunting, fishing

EDUCATION: Abraham Baldwin Agricultural College

TURNED PRO: 1997

Q-SCHOOL: 2001

Nationwide Tour Graduate (2006)

JOINED TOUR: 2002

PGA TOUR VICTORIES (2):

2007 Verizon Heritage. 2008 Verizon Heritage

BEST 2011 PGA TOUR FINSHES:

T13–Bob Hope Classic.

NATIONAL TEAMS:

Ryder Cup (1), 2008; World Cup (1), 2007.

OTHER VICTORIES:

(1): 2009 ADT Skills Challenge [with Brandt Snedeker].

2011 PGA TOUR HIGHLIGHTS:

Led the TOUR in Greens in Regulation Percentage (71.68 percent) but struggled with injuries most of the season. Made only 11 of 23 cuts and failed to record a top 10 for the first time in his TOUR career. Only top-25 finish came in his second start of the season...Held a share of the 36-hole lead at the Bob Hope Classic after opening 65-66. Finished T13.

PERSONAL:

Played high school golf with PGA TOUR member Heath Slocum. TOUR member Bubba Watson later attended and played golf at Milton High School, and nearby resident Joe Durant is a close friend. Slocum's dad, Jack, served as his caddie during finals of the Qualifying Tournament...Nicknamed after cartoon hero Yogi Bear's sidekick, "Boo Boo" Bear...Studied turfgrass science in college and later worked as a laborer at the Monsanto chemical plant in Pensacola, FL...Used to wear rain pants because cotton pants caused him to break out in a

rash...Sponsored by the outdoors apparel company Mossy Oak, which specializes in camouflage apparel...Lists Ben Hogan as his hero...Because of his infectious personality, was a regularly-featured player on INSIDE The PGA TOUR in 2002.

PLAYER STATISTICS:

Scoring Average	71.18	(130)
Driving Distance	296.6	(48)
Driving Accuracy Percentage	66.74%	(31)
Greens in Regulation Percentage	71.68%	(1)
Strokes Gained - Putting	-1.102	(186)

MISC STATISTICS:

CAREER PGA TOUR LOW ROUND/ROUND
62–2008 Bob Hope Chrysler Classic/3

LARGEST PGA TOUR PAYCHECK
\$990,000–2008 Verizon Heritage/1

HIGHEST OWGR RANK
After 2008 EDS Byron Nelson Championship/23

PGA TOUR CAREER SUMMARY

Year	Events Played	Cuts Made	1st	2nd	3rd	Top 10	Top 25	FedExCup Pts	FedExCup Rank	Earnings	Money Rank
2011	23	11					1	157	157	279,531	180
2010	27	16				3	7	98	98	872,729	111
2009	22	19				1	8	73	73	1,107,448	85
2008	24	19	1			5	11	33	33	2,398,751	25
2007	29	20	1	1	1	5	9	41	41	2,613,211	23
2002	24	5					2			95,206	200
Total	149	90	2	1	1	14	38			7,366,876	163


NATIONWIDE TOUR CAREER SUMMARY

Year	Events Played	Cuts Made	1st	2nd	3rd	Top 10	Top 25	Earnings	Money Rank
2011	1	1						3,000	240
2006	24	19		2	2	9	14	312,843	7
2005	22	13				1	5	50,846	91
2004	20	13				1	4	49,690	91
2003	23	14				2	6	74,149	67
2002	2	1					1	6,750	195
Total	92	61		2	2	13	30	497,278	158

TOP TOURNAMENT SUMMARY

Tournament	'07	'08	'09	'10	'11
The Masters		T20	CUT		
US Open	T26	T26	CUT		
British Open	T35	CUT	T13		
PGA Championship	T9	T20	T36	CUT	
THE PLAYERS	T44	T21	W/D	T56	CUT
TOUR Championship	T21				
WGC-Accenture		T9	T17		
WGC-Cadillac		T30	T61		
WGC-Bridgestone	T30	T66	T58	T46	
WGC-HSBC Champions					
The Barclays	T35	CUT	T41	CUT	
Deutsche Bank Championship	T41	T27	T54	CUT	
BMW Championship	T57	T28			

Mike Weir



EXEMPT STATUS: Non-Exempt Major Medical Extension
HEIGHT: 5-9
WEIGHT: 155
BIRTHDATE: May 12, 1970
BIRTHPLACE: Sarnia, Ontario, Canada
RESIDENCE: Sandy, UT
FAMILY: Wife, Bricia; Elle Marisa (12/19/97), Lili (4/3/00)

SPECIAL INTERESTS: Hockey, fishing, skiing
EDUCATION: Brigham Young University (1993, Recreation Management)
TURNED PRO: 1992
Q-SCHOOL: 1997, 1998
JOINED TOUR: 1998

PGA TOUR VICTORIES (8):

1999 Air Canada Championship. 2000 World Golf Championships-American Express Championship. 2001 THE TOUR Championship. 2003 Bob Hope Chrysler Classic. 2003 Nissan Open. 2003 Masters Tournament. 2004 Nissan Open. 2007 Fry's Electronics Open

BEST 2011 PGA TOUR FINSHES:

T70-AT&T National.

INTERNATIONAL VICTORIES:

(2): 1997 BC TEL Pacific Open [Can], Canadian Masters [Can].

NATIONAL TEAMS:

The Presidents Cup (5), 2000, 2003, 2005, 2007, 2009; World Cup (6), 1997, 2000, 2001, 2002, 2006, 2007.

OTHER VICTORIES:

(3): 2003 Champions Challenge [with Dean Wilson]. 1999 Telus Skins Game. 2004 Champions Chal-

lenge [with Dean Wilson].

2011 PGA TOUR HIGHLIGHTS:

Former Masters champion began the season on a Major Medical Extension. Made only two cuts in 15 starts as he fought through an elbow injury, ultimately ending his season after withdrawing from the RBC Canadian Open...Will have three events to earn \$644,854 on a Non-Exempt Major Medical Extension, or will play out of the past champions category the rest of 2012.

PERSONAL:

During busy Presidents Cup week in Montreal in 2007, met and presented Canadian Prime Minister Stephen Harper with a personalized TaylorMade golf bag...Dropped the ceremonial puck before the Toronto Maple Leafs playoff game against the Philadelphia Flyers on April 14, 2003. Prior to 2003 Presidents Cup, gave teammates Team Canada hockey jerseys complete with names stitched on the back...At age 13, sought advice from Jack Nicklaus. In a letter, asked whether he should switch to playing right-handed. Response was to stick to natural swing...Three-time recipient (2000-1 and 2003) of Lionel Conacher Award, given to Canada's Male Athlete of the Year. First golfer to be so honored

since 1932...Received the Order of Canada in 2009, Canada's highest civilian honor, and received the Order of Ontario in 2004. 2009 Canadian Golf Hall of Fame inductee...Mike Weir Foundation, established in 2004, is dedicated to advancing the physical, emotional and educational needs of children. Runs annual event, the Mike Weir Miracle Golf Drive for Kids, to raise money for the Children's Miracle Network. Established Mike Weir Wine in 2005 and all proceeds go to the Weir Foundation...Web site is mikeweir.com.

PLAYER STATISTICS:

Scoring Average	74.52	(N/A)
Driving Distance	269.5	(N/A)
Driving Accuracy Percentage	42.19%	(N/A)
Greens in Regulation Percentage	50.16%	(N/A)
Strokes Gained - Putting	-.445	(N/A)

MISC STATISTICS:

CAREER PGA TOUR LOW ROUND/ROUND
 61-2 times, most recent 2009 Frys.com Open/4

LARGEST PGA TOUR PAYCHECK
 \$1,080,000-2003 Masters Tournament/1

HIGHEST OWGR RANK
 After 2003 Greater Milwaukee Open/3

PGA TOUR CAREER SUMMARY

Year	Events Played	Cuts Made	1st	2nd	3rd	Top 10	Top 25	FedExCup Pts	FedExCup Rank	Earnings	Money Rank
2011	15	2						256	256	23,312	240
2010	19	11				1	2	128	128	559,092	151
2009	24	20		1	1	6	12	29	29	2,379,422	26
2008	26	20		2		8	13	6	6	3,020,135	14
2007	23	20	1			4	9	68	68	1,986,053	35
2006	24	20			1	6	12			1,883,724	33
2005	23	14		1		2	6			1,363,467	56
2004	22	16	1	1		7	10			2,761,536	14
2003	21	20	3		4	10	16			4,918,910	5
2002	25	22					11			843,890	78
2001	23	20	1	2	1	6	13			2,777,936	11
2000	28	23	1	1		8	16			2,547,829	6
1999	30	20	1	1	1	7	12			1,491,139	23
1998	27	13				2	5			218,967	131
1997	4	1								7,709	287
1996	5	2				1	1			36,624	210
1995	1										
1994	1										
1993	2	1								1,940	317
1992A	1										
1992	1										
1989A	1										
Total	346	245	8	9	8	68	138			26,821,686	15

NATIONWIDE TOUR CAREER SUMMARY

Year	Events Played	Cuts Made	1st	2nd	3rd	Top 10	Top 25	Earnings	Money Rank
1993	1								
Total	1								

TOP TOURNAMENT SUMMARY

Tournament	'98	'99	'00	'01	'02	'03	'04	'05	'06	'07	'08	'09
The Masters			T28	T27	T24	P1	CUT	T5	T11	T20	T17	T46
US Open		CUT	T16	T19	CUT	T3	T4	T42	T6	T20	T18	T10
British Open		T37	T52	CUT	T69	T28	T9	CUT	T56	T8	T39	CUT
PGA Championship		T10	T30	T16	T34	T7	CUT	T47	6	CUT	T42	CUT
THE PLAYERS			CUT	T44	T19	T27	CUT	T17	T22	T37	T32	T14
TOUR Championship		T26	21	1		T19	T4				T6	T25
WGC-Accenture			T17		T17	T17	T17	T33	T9	T33	T33	T33
WGC-Cadillac		T30	1	CNL	T15	T28		T18	DNS	T50	T20	T35
WGC-Bridgestone			T24	25	T24	T23	T41	T36	T22	W/D		10
WGC-HSBC Champions												
The Barclays	W/D		T19		T12		CUT		T29	T41	T7	T31
Deutsche Bank Championship										T30	2	T23
BMW Championship	CUT	2	T51	T3	T38	T3	CUT	CUT	T42		T67	T20

Tournament	'10	'11
The Masters	T43	CUT
US Open	T80	
British Open	CUT	
PGA Championship	CUT	
THE PLAYERS	CUT	
TOUR Championship		
WGC-Accenture	T17	
WGC-Cadillac	T26	
WGC-Bridgestone	T55	
WGC-HSBC Champions		
The Barclays		
Deutsche Bank Championship		
BMW Championship		

Lee Westwood



EXEMPT STATUS: 2010 tournament winner (through 2012)

HEIGHT: 6-0

WEIGHT: 205

BIRTHDATE: April 24, 1973

BIRTHPLACE: Worksop, England

RESIDENCE: Worksop, England

FAMILY: Wife, Laurae; Samuel (2001), Poppy (2004)

SPECIAL INTERESTS: Films, snooker, cars, Nottingham Forest football club

TURNED PRO: 1993

JOINED TOUR: 2005

PGA TOUR VICTORIES (2):

1998 Freeport-McDermott Classic. 2010 St. Jude Classic presented by Smith & Nephew

BEST 2011 PGA TOUR FINSHES:

T3—U.S. Open.

INTERNATIONAL VICTORIES:

(33): 1996 Volvo Scandinavian Masters [Eur], Sumitomo Visa Taiheiyo Masters [Jpn]. 1997 Volvo Masters Andalucia [Eur], Sumitomo Visa Taiheiyo Masters [Jpn], Benson and Hedges Malaysian Open [Asia], Holden Australian Open [Aust]. 1998 Deutsche Bank-SAP Open-TPC of Europe [Eur], National Car Rental English Open [Eur], The Standard Life Loch Lomond [Eur], Belgacom Open [Eur], Sumitomo Visa Taiheiyo Masters [Jpn], Dunlop Phoenix [Jpn]. 1999 TNT Dutch Open [Eur], Smurfit European Open [Eur], Canon European Masters [Eur], Macau Open [Asia]. 2000 Dimension Data Pro-Am [SAf], Deutsche Bank-SAP Open TPC of Europe [Eur], Compaq European Grand Prix [Eur], Smurfit European Open [Eur], Volvo Scandinavian Masters [Eur], Belgacom Open [Eur], Cisco World Match Play Championship [Eur]. 2003 BMW International Open [Eur], dunhill links championship [Eur], Nelson Mandela Invitational [with Simon Hobday] [SAf]. 2007 Valle Romano Open de Andalucia [Eur]. 2009 Portugal Masters [Eur], Dubai World Championship [Eur]. 2010 Nedbank Golf Challenge [SAf]. 2011 Indonesia Masters [Asia], Ballantine's Championship [Eur], Nedbank Golf Challenge [SAf], Thailand Golf Championship [Asia].

NATIONAL TEAMS:

Ryder Cup (7), 1997, 1999, 2002, 2004, 2006, 2008, 2010; Seve Trophy (4), 2000, 2002, 2003, 2011.

2011 PGA TOUR HIGHLIGHTS:

Ended his year with a flourish, winning the Thailand Golf Championship and moving into the No. 2 spot in the Official World Golf Ranking. Also finished fifth in the Race to Dubai on the European Tour...In April, he regained the No. 1 position on the Official World Golf Ranking by winning the Asian Tour's Indonesian Masters. He shot a final-round 69 at Royal Jakarta GC to defeat Thongchai Jaidee by three strokes...He continued his winning ways a week later in South Korea by shooting three consecutive rounds in the 60s to win the Ballantine's Championship. He entered the final round three strokes behind Miguel Angel Jimenez but played near-flawless golf at Blackstone GC, with a bogey-free 67, including a birdie on the par-5 18th, to give him a one-stroke victory over Jimenez...Began the final round of the European Tour's BMW PGA Championship two strokes behind Luke Donald and Matteo Manassero. Shot a final-round 68 at the Wentworth Club outside London to force a playoff with Donald. On the first extra hole, he hit his approach shot on No. 18 into the green-side water hazard, giving Donald the title. Dropped to No. 2 in the OWGR, behind Donald...Finished T3 at the U.S. Open at Congressional CC. Has top 10s in four of his last six major starts. Last top 10 at the U.S. Open was in 2008 (third)...Finished T9 at the World Golf Championships-Bridgestone Invitational on the strength of a bogey-free final round 65. It was his fourth top 10 at Akron, OH, event...Making his 55th career start in a major championship, finished T8 at the PGA Championship for his third top 10 of the season. One of just six players with multiple top 10s in major championships in 2011 (T3 at the U.S. Open was his top performance) and just missed becoming the only player with three such finishes when he T11 at the Masters...Hovered near the top of the leaderboard all week at the KLM Open at Hilversum, Netherlands. Shot a pair of 70s in the first and third rounds, with two 66s coming in the second and final rounds to finish solo fifth, four

strokes behind winner Simon Dyson...Successfully defended his Nedbank Golf Challenge title in Sun City, South Africa, with a two-stroke win over Robert Karlsson. Despite a 1-over 73 Sunday, he positioned himself to win the tournament with a 10-under 62 in the third round at Gary Player CC...In final event of the year, he opened with rounds of 60-64 at Amata Spring GC and cruised to a seven-shot win over Charl Schwartzel at the Thailand Golf Championship.

PERSONAL:

Took up the game at age 13 with a half set bought by his grandparents. Math teacher father, John, took up game at same time to give his son encouragement...Played rugby, cricket and soccer during his school days...Big supporter of Nottingham Forest FC...Married Laurae Coltart, sister of fellow European Tour player, Andrew, in January 1999.

PLAYER STATISTICS:

Scoring Average	68.96	(N/A)
Driving Distance	301.8	(N/A)
Driving Accuracy Percentage	60.08%	(N/A)
Greens in Regulation Percentage	68.95%	(N/A)
Strokes Gained - Putting	-.162	(N/A)

MISC STATISTICS:

CAREER PGA TOUR LOW ROUND/ROUND

63—2 times, most recent 2010 St. Jude Classic presented by Smith & Nephew/1

LARGEST PGA TOUR PAYCHECK

\$1,008,000—2010 St. Jude Classic presented by Smith & Nephew/1

HIGHEST OWGR RANK

After 2011 Crowne Plaza Invitational at Colonial/1

PGA TOUR CAREER SUMMARY

Year	Events Played	Cuts Made	1st	2nd	3rd	Top 10	Top 25	FedExCup Pts	FedExCup Rank	Earnings	Money Rank
2011	10	9			1	3	7			970,446	
2010	11	11	1	2		6	8			3,399,954	
2009	8	8			2	3	6			1,085,414	
2008	10	7		1	1	2	5	106	106	1,550,880	57
2007	8	8					1	177	177	288,280	177
2006	14	9				2	2			630,566	130
2005	15	12					5			501,267	142
2004	11	8				2	4			526,899	
2003	8	5								63,590	
2002	9	5					3			94,710	
2001	6	3					1			76,821	
2000	10	8		1		2	6			293,303	
1999	11	10				3	5			384,097	106
1998	8	7	1			3	4			599,586	46
1997	5	5				1	4			155,645	138
1996	1										
1995	1	1								6,380	288
Total	146	116	2	4	4	27	61			10,627,838	

EUROPEAN TOUR 2011 SUMMARY

Year	Events Played	Cuts Made	1st	Earnings	Money Rank
2011	11	10	1	1,720,246	

ASIAN TOUR 2011 SUMMARY

Year	Events Played	Cuts Made	1st	Earnings	Money Rank
2011	2	2	1	277,375	

SUNSHINE TOUR 2011 SUMMARY

Year	Events Played	Cuts Made	1st	Earnings	Money Rank
2011	1	1	1	16,525	

TOP TOURNAMENT SUMMARY

Tournament	'95	'96	'97	'98	'99	'00	'01	'02	'03	'04	'05	'06
The Masters			T24	44	T6	CUT		44			CUT	CUT
US Open			T19	T7	CUT	T5	CUT			T36	T33	
British Open	T96	CUT	T10	T64	T18	T64	T47	CUT	CUT	4	CUT	T31
PGA Championship			T29	CUT	T16	T15	T44	CUT	CUT	CUT	T17	T29
THE PLAYERS				T5	T6	T48	CUT	CUT			T22	T38
TOUR Championship												
WGC-Accenture					T33	T17		T17		T33	T17	T33
WGC-Cadillac					T4	2	CNL		T35	T13	T51	T32
WGC-Bridgestone					T33	T20	W/D	T15	T46	T9	T24	W/D
WGC-HSBC Champions												
The Barclays				T47								CUT
Deutsche Bank Championship												
BMW Championship												

Tournament	'07	'08	'09	'10	'11
The Masters	T30	T11	43	2	T11
US Open	T36	3	T23	T16	T3
British Open	T35	T67	T3	2	CUT
PGA Championship	T32	CUT	T3		T8
THE PLAYERS		CUT		T4	
TOUR Championship					
WGC-Accenture	T33	T17	T17	T17	T17
WGC-Cadillac		T34	T61	T30	T18
WGC-Bridgestone	T22	T2	9	W/D	T9
WGC-HSBC Champions			T8	2	T13
The Barclays					
Deutsche Bank Championship					
BMW Championship					

Brett Wetterich (WET-tur-rick)



EXEMPT STATUS: Past Champion

HEIGHT: 6-0

WEIGHT: 205

BIRTHDATE: August 9, 1973

BIRTHPLACE: Cincinnati, OH

RESIDENCE: Jupiter, FL

FAMILY: Wife, Erin; Mia Elizabeth (8/21/09), Jackson (10/13/11)

SPECIAL INTERESTS: Hunting, fishing, all sports

EDUCATION: Wallace State Community College

TURNED PRO: 1994

Q-SCHOOL: 1999, 2001, 2005

Nationwide Tour Graduate (2004)

JOINED TOUR: 2001

PGA TOUR VICTORIES (1):

2006 EDS Byron Nelson Championship

BEST 2011 PGA TOUR FINSHES:

T13–Mayakoba Golf Classic at Riviera Maya-Cancun. T13–the Memorial Tournament presented by Nationwide Insurance.

NATIONAL TEAMS:

Ryder Cup (1), 2006.

2011 PGA TOUR HIGHLIGHTS:

Major Medical Extension gave him one event in to earn \$220,405 to retain his top 125 status for the remainder of the season, stemming from original 2009 Major Medical Extension. Was not able to extend extension. Made the cut in six of his eight starts and had three top-25 finishes...Finished T13 at the Mayakoba Golf Classic and the Memorial Tournament...On the Nationwide Tour, earned his third career title with a one-stroke victory at the Chitimacha Louisiana Open, where he captured his initial career win in 2003. Became the ninth player in Tour

history to win the same event twice. Held a three-stroke lead after 36 holes and a two-shot lead after 54 holes. Fired a 2-under 69 in the final round to finish at 13-under 271, one better than University of Florida senior Andres Echavarria and two in front of former Gator and 2009 champion Bubba Dickerson. Played the four par-5s in a total of 14-under for the week and ended the week No. 2 in Greens in Regulation. Also finished second in Driving Distance for the week (327.8 yards). Ran off a string of five consecutive birdies during a second-round 65. The victory was his first since capturing the PGA TOUR's 2006 EDS Byron Nelson Championship...Was T6 at the Nationwide Children's Hospital Invitational in July...Next top-10 came 14 starts later, at the Children's Hospital Classic in October. Third-round 72 in Chattanooga kept him away from the leaders, but a Sunday 66 helped him earn a T10...Fired a 6-under 65 in the opening round of the Miccosukee Championship and got a call about 20 minutes later that his wife, Erin, had given birth to their second child, and first son.

PERSONAL:

Remembers older brother, Mark, who was killed by a drunk driver in Chicago in 2003, with the initials, MTW, in bold letters on his golf bag...His fa-

ther started him playing golf at age 2...Only college scholarship he received was at Wallace State Community College in Hanceville, AL. From the 2006 Ryder Cup, he gave his \$100,000 charitable share to Wallace State.

PLAYER STATISTICS:

Scoring Average	70.32	(N/A)
Driving Distance	313.1	(N/A)
Driving Accuracy Percentage	60.71%	(N/A)
Greens in Regulation Percentage	66.67%	(N/A)
Strokes Gained - Putting	-.747	(N/A)

MISC STATISTICS:

CAREER PGA TOUR LOW ROUND/ROUND

63–2002 Canon Greater Hartford Open/2

LARGEST PGA TOUR PAYCHECK

\$1,116,000–2006 EDS Byron Nelson Championship/1

HIGHEST OWGR RANK

After 2007 World Golf Championships-CA Championship/21

PGA TOUR CAREER SUMMARY

Year	Events Played	Cuts Made	1st	2nd	3rd	Top 10	Top 25	FedExCup Pts	FedExCup Rank	Earnings	Money Rank
2011	8	6					3	166	166	307,504	170
2010	16	11				1	5	158	158	510,672	156
2008	11	7						213	213	121,675	217
2007	28	17		2		4	7	14	14	2,208,282	28
2006	25	16	1	2		6	9			3,023,185	10
2005	28	10				2	5			576,029	132
2003	1										
2002	32	12				1	1			203,034	174
2001	1										
2000	9	1								7,174	242
1998	1										
Total	160	80	1	4		14	30			6,957,556	170

NATIONWIDE TOUR CAREER SUMMARY

Year	Events Played	Cuts Made	1st	2nd	3rd	Top 10	Top 25	Earnings	Money Rank
2011	18	8	1			3	6	167,300	29
2006	1	1						2,850	249
2005	1	1				1	1	13,500	170
2004	28	16	1	1		5	7	253,637	10
2003	22	16	1		1	3	7	174,805	24
2001	4	1						1,535	266
2000	4	2						3,110	217
Total	78	45	3	1	1	12	21	616,738	103

TOP TOURNAMENT SUMMARY

Tournament	'98	'00	'02	'05	'06	'07	'08
The Masters						T37	CUT
US Open	CUT					CUT	
British Open					CUT	CUT	
PGA Championship					CUT	T32	
THE PLAYERS						T52	CUT
TOUR Championship					T22	T29	
WGC-Accenture						T33	
WGC-Cadillac					T6	2	T61
WGC-Bridgestone					T36	T30	DNS
WGC-HSBC Champions							
The Barclays		CUT	T71	CUT	CUT	CUT	
Deutsche Bank Championship				T10		T2	
BMW Championship			CUT	T40	T58	T30	

Steve Wheatcroft



EXEMPT STATUS: 20th on 2011 Nationwide Tour money list

HEIGHT: 6-3

WEIGHT: 215

BIRTHDATE: February 21, 1978

BIRTHPLACE: Indiana, PA

RESIDENCE: Jacksonville, FL

FAMILY: Single

SPECIAL INTERESTS: Movies, music, cooking

EDUCATION: Indiana University (2001, Sports Marketing and Management)

TURNED PRO: 2001

Q-SCHOOL: 2006

Nationwide Tour Graduate (2009, 2011)

JOINED TOUR: 2007

PGA TOUR BEST FINISHES:

T3–2010 Puerto Rico Open presented by Banco Popular

OTHER VICTORIES:

(1): 2003 Pennsylvania State Open.

2011 PGA TOUR HIGHLIGHTS:

Finished No. 20 on the Nationwide Tour money list for the second time in three years (2009), with four top-10 finishes and his first win on Tour...Recovered from an opening-round, 2-over 73 to finish T7 at the Chitimacha Louisiana Open...Earned his first career win with a record-setting effort at the Melwood Prince George's County Open. Closed with an eagle at the 72nd hole to finish at 29-under par and a Tour-record 12 strokes ahead of his nearest competitors. His winning margin broke the mark of 11 strokes set by Chris Smith at the 1997 Omaha Classic and matched by Marc Leishman at the 2008 WNB Golf Classic. Winning score of 255 bettered

the Tour record by three strokes for the lowest 72-hole score. Ended the week 29-under par, one shy of the Tour record of 30-under set by Daniel Chopra when he won the 2004 Henrico County Open. Tied the Tour record for most birdies in a single tournament, with 31. Finished the week with 96 putts, one shy of the Tour record of 95 set by Grant Waite at the 2003 Miccosukee Championship. Fired a course-record 11-under-par 60 in the second round, closing his day with five consecutive birdies. Had only 19 putts on the day, one shy of the Tour's all-time mark. Set a Tour record with his seven-stroke lead after 36 holes. Fired a 65 in the third round to reach 22-under par and set another Tour record with his eight-stroke lead after 54 holes. His 191 total matched the second-best opening 54-hole score in Tour history and his 125 total in the second and third rounds (60-65) matched the second-lowest 36-hole score in consecutive rounds in Tour history. Fired a final-day 64 and collected a first-place check for \$108,000, which moved him from No. 32 to No. 2 on the money list...Put together four solid rounds at the Utah Championship to T6. Shot a final-round 66, his low round among four sub-70 rounds outside Salt Lake City...Closed the season with a T8 at the

Nationwide Tour Championship. Despite his fourth top-10 effort of the year, he dropped three places on the money list and ended the year at No. 20.

PERSONAL:

Making it to the final stage of the 2005 PGA TOUR National Qualifying Tournament is his biggest thrill in golf...Lists his parents as his heroes...Got his start in golf from his grandparents.

MISC STATISTICS:

CAREER PGA TOUR LOW ROUND/ROUND

65–2 times, most recent 2010 RBC Canadian Open/1

LARGEST PGA TOUR PAYCHECK

\$168,000–2010 Puerto Rico Open presented by Banco Popular/T3

HIGHEST OWGR RANK

After 2010 World Golf Championships-CA Championship/234

PGA TOUR CAREER SUMMARY

Year	Events Played	Cuts Made	1st	2nd	3rd	Top 10	Top 25	FedExCup Pts	FedExCup Rank	Earnings	Money Rank
2010	27	10			1	1	3	166	166	408,595	166
2009	1	1								14,907	
2007	25	10					1	201	201	153,246	206
2005	2										
2001	1										
Total	56	21			1	1	4			576,747	

NATIONWIDE TOUR CAREER SUMMARY

Year	Events Played	Cuts Made	1st	2nd	3rd	Top 10	Top 25	Earnings	Money Rank
2011	23	15	1			4	8	225,054	20
2010	4	2			1	1	1	38,280	112
2009	26	16			2	6	8	213,165	20
2008	10	8				1	4	57,329	99
2007	4								
2006	21	12				1	4	62,542	85
Total	88	53	1		3	13	25	596,369	109

TOP TOURNAMENT SUMMARY

<u>Tournament</u>	<u>'10</u>
The Masters	
US Open	T63
British Open	
PGA Championship	
THE PLAYERS	
TOUR Championship	
WGC-Accenture	
WGC-Cadillac	
WGC-Bridgestone	
WGC-HSBC Champions	
The Barclays	
Deutsche Bank Championship	
BMW Championship	

Charlie Wi (WEE)



EXEMPT STATUS: 80th on 2011 money list

HEIGHT: 5-10

WEIGHT: 175

BIRTHDATE: January 3, 1972

BIRTHPLACE: Seoul, South Korea

RESIDENCE: North Hills, CA

FAMILY: Single

SPECIAL INTERESTS: Skiing, all sports

EDUCATION: University of California-Berkeley

TURNED PRO: 1995

Q-SCHOOL: 2004, 2006

Nationwide Tour Alumnus

JOINED TOUR: 2005

PGA TOUR BEST FINISHES:

T2–2007 U.S. Bank Championship in Milwaukee. T2–2008 Valero Texas Open. T2–2009 Zurich Classic of New Orleans. 2–2011 Crowne Plaza Invitational at Colonial

BEST 2011 PGA TOUR FINSHES:

2–Crowne Plaza Invitational at Colonial.

INTERNATIONAL VICTORIES:

(9): 1997 Kuala Lumpur Open [Malaysia]. 2001 Volvo China Open, Shin Han Dong Hae Open [Kor], SK Telecom Open [Kor]. 2002 SK Telecom Open [Kor]. 2004 Pocar Sweat Open [Kor], Taiwan Open [Asia]. 2005 GS Caltex Masters [Kor]. 2006 Maybank Malaysian Open [Eur].

NATIONAL TEAMS:

Asian Dynasty Cup (1), 2003; Korean International Team (1), 2004; World Cup (2), 2006, 2009.

2011 PGA TOUR HIGHLIGHTS:

Made 17 of 25 cuts but only had one top 10 and six top 25s...Entered the final round of the Crowne Plaza Invitational at Colonial with a one-stroke advantage (the first 54-hole lead of his career) over David Toms and built that lead to three at one point, but a final-round 69 to Toms' 67 left him with the fourth runner-up finish of his career. His fourth made cut in as many attempts at Colonial helped him jump 66 spots in the FedExCup standings.

PERSONAL:

Introduced to golf by his father...Expert skier earned spending money during college by being a ski in-

structor...Student of martial arts, which helps his flexibility in the golf swing.

PLAYER STATISTICS:

Scoring Average	70.76	(80)
Driving Distance	285.8	(133)
Driving Accuracy Percentage	61.35%	(101)
Greens in Regulation Percentage	63.65%	(140)
Strokes Gained - Putting	.724	(4)

MISC STATISTICS:

CAREER PGA TOUR LOW ROUND/ROUND

61–2 times, most recent 2009 The 50th Bob Hope Classic hosted by Arnold Palmer/3

LARGEST PGA TOUR PAYCHECK

\$669,600–2011 Crowne Plaza Invitational at Colonial/2

HIGHEST OWGR RANK

After 2009 Zurich Classic of New Orleans/82

PGA TOUR CAREER SUMMARY

Year	Events Played	Cuts Made	1st	2nd	3rd	Top 10	Top 25	FedExCup Pts	FedExCup Rank	Earnings	Money Rank
2011	25	17		1		1	6	78	78	1,188,494	80
2010	27	21				4	11	33	33	1,568,492	53
2009	28	18		1		3	7	56	56	1,375,096	64
2008	27	21		1		4	11	42	42	1,515,395	61
2007	27	18		1		3	8	44	44	1,145,975	84
2006	1										
2005	23	11				1	2			250,081	186
2002	1	1									
Total	159	107		4		16	45			7,043,533	168

NATIONWIDE TOUR CAREER SUMMARY

Year	Events Played	Cuts Made	1st	2nd	3rd	Top 10	Top 25	Earnings	Money Rank
2006	17	13		1		4	6	137,238	40
2005	1								
2000	25	13					1	31,451	106
1999	10	3					2	6,556	148
1998	13	5				2	2	26,571	77
1997	1								
1996	27	12				1	7	23,601	80
Total	94	46		1		7	18	225,416	368

ASIAN TOUR 2011 SUMMARY

Year	Events Played	Cuts Made	1st	Earnings	Money Rank
2011	1	1		25,625	

TOP TOURNAMENT SUMMARY

Tournament	'02	'05	'07	'08	'09	'10	'11
The Masters							
US Open					CUT		
British Open							
PGA Championship				T9	T56	CUT	CUT
THE PLAYERS				T63	CUT	CUT	T41
TOUR Championship							
WGC-Accenture							
WGC-Cadillac							
WGC-Bridgestone	T63						
WGC-HSBC Champions							
The Barclays		T57	CUT	T65	T67	T27	T43
Deutsche Bank Championship		T52	T14	T44	T19	T18	CUT
BMW Championship		CUT		T64	T38	T8	

Jay Williamson



EXEMPT STATUS: Veteran Member

HEIGHT: 5-10

WEIGHT: 180

BIRTHDATE: February 7, 1967

BIRTHPLACE: St. Louis, MO

RESIDENCE: St. Louis, MO

FAMILY: Wife, Marnie; Whitney Lain (5/11/99); Justin Thomas (8/5/02), George Marshall (9/29/05)

SPECIAL INTERESTS: Stock market, current events, sports

EDUCATION: Trinity College (1989, Political Science)

TURNED PRO: 1990

Q-SCHOOL: 1994, 1995, 1998, 1999, 2008, 2009

Nationwide Tour Alumnus

JOINED TOUR: 1995

PGA TOUR BEST FINISHES:

2–2007 Travelers Championship. T2–2008 John Deere Classic

BEST 2011 PGA TOUR FINSHES:

T25–Reno-Tahoe Open.

2011 PGA TOUR HIGHLIGHTS:

Made six PGA TOUR starts and 15 Nationwide Tour starts, which yielded one top-10 finish...Four rounds

in the 60s earned him a T9 at the Price Cutter Charity Championship.

PERSONAL:

Played baseball and hockey in college...Avid hockey fan.

PLAYER STATISTICS:

Scoring Average	71.71	(N/A)
Driving Distance	297.7	(N/A)
Driving Accuracy Percentage	75.71%	(N/A)
Greens in Regulation Percentage	67.22%	(N/A)
Strokes Gained - Putting	-.132	(N/A)

MISC STATISTICS:

CAREER PGA TOUR LOW ROUND/ROUND

62–2 times, most recent 2008 John Deere Classic/3

LARGEST PGA TOUR PAYCHECK

\$648,000–2007 Travelers Championship/2

HIGHEST OWGR RANK

After 2007 AT&T National/119

PGA TOUR CAREER SUMMARY

Year	Events Played	Cuts Made	1st	2nd	3rd	Top 10	Top 25	FedExCup Pts	FedExCup Rank	Earnings	Money Rank
2011	6	2					1	234	234	27,396	238
2010	24	13				1	2	149	149	404,498	167
2009	22	14					1	177	177	240,574	184
2008	33	18		1		1	3	66	66	758,862	137
2007	14	11		1		1	3			835,515	
2006	18	6								86,150	221
2005	16	10				1	3			382,653	163
2004	33	18				2	8			660,038	120
2003	31	17			1	1	4			627,132	101
2002	30	16				2	6			515,445	125
2001	35	13				3	4			476,031	106
2000	32	20				1	6			460,024	109
1999	32	12				1	4			263,618	144
1997	2	1								3,409	317
1996	27	13				1	2			82,773	175
1995	22	11				3	3			120,180	145
Total	377	195		2	1	18	50			5,944,298	192

NATIONWIDE TOUR CAREER SUMMARY

Year	Events Played	Cuts Made	1st	2nd	3rd	Top 10	Top 25	Earnings	Money Rank
2011	15	4				1	2	30,010	122
2010	1								
2009	4	1						3,190	257
2007	13	9	1			2	6	153,249	40
2006	7	5				2	3	47,092	107
1998	28	17		2		6	8	110,921	18
1997	6	3					1	3,673	158
1996	1								
1995	8	2				1	2	11,133	114
1994	2								
1992	1								
Total	86	41	1	2		12	22	359,268	229

TOP TOURNAMENT SUMMARY

Tournament	'95	'96	'99	'00	'01	'02	'03	'04	'05	'06	'08
The Masters											
US Open			CUT		DQ		T20				
British Open											T39
PGA Championship											
THE PLAYERS					T58	CUT	T27	CUT	T56		
TOUR Championship											
WGC-Accenture											
WGC-Cadillac											
WGC-Bridgestone											
WGC-HSBC Champions											
The Barclays	T74	CUT	CUT	CUT	10	T39		CUT	CUT	T75	T31
Deutsche Bank Championship							T47	8		CUT	T80
BMW Championship			CUT	T41			CUT	T51		CUT	T52

Garrett Willis



EXEMPT STATUS: 142nd on 2011 money list

HEIGHT: 6-1

WEIGHT: 175

BIRTHDATE: November 21, 1973

BIRTHPLACE: Charlotte, NC

RESIDENCE: Knoxville, TN

FAMILY: Wife, Jennifer; Gage Maxwell (10/16/09)

SPECIAL INTERESTS: Dining, TV, video games

EDUCATION: East Tennessee State University (1996, Communications)

TURNED PRO: 1996

Q-SCHOOL: 2000

Nationwide Tour Graduate (2009)

JOINED TOUR: 2001

PGA TOUR VICTORIES (1):

2001 Touchstone Energy Tucson Open

BEST 2011 PGA TOUR FINSHES:

T9--The Heritage.

2011 PGA TOUR HIGHLIGHTS:

Made 11 of 24 cuts with one top 10 and five top 25s...Shared the 36-hole lead at the Transitions Championship with Chris Couch at 9-under. Played the final 36 holes in 1-over to finish T15...Recorded

his first top 10 of the season, a T9 at The Heritage. Jumped out to the first-round lead with a 7-under 64 and then trailed Luke Donald by one stroke after 36 holes. Weekend rounds of 74-70 left him five strokes out of the Brandt Snedeker-Luke Donald playoff.

PERSONAL:

Planned to get married the week following his PGA TOUR victory in Tucson, at the Sony Open in Hawaii, but his wedding was delayed to the week of the AT&T Pebble Beach National Pro-Am...He didn't start playing golf until he was 13 despite living on or near golf courses during his growing-up years.

PLAYER STATISTICS:

Scoring Average	71.46	(150)
Driving Distance	279.7	(171)
Driving Accuracy Percentage	67.85%	(19)
Greens in Regulation Percentage	64.41%	(124)
Strokes Gained - Putting	-.018	(109)

MISC STATISTICS:

CAREER PGA TOUR LOW ROUND/ROUND

61--2002 Valero Texas Open/2

LARGEST PGA TOUR PAYCHECK

\$540,000--2001 Touchstone Energy Tucson Open/1

HIGHEST OWGR RANK

After 2010 Wyndham Championship/176

PGA TOUR CAREER SUMMARY

Year	Events Played	Cuts Made	1st	2nd	3rd	Top 10	Top 25	FedExCup Pts	FedExCup Rank	Earnings	Money Rank
2011	24	11				1	5	147	147	526,390	142
2010	24	18				1	7	99	99	871,763	112
2009	6	3					1	195	195	164,905	195
2008	11	6					2	187	187	176,815	201
2007	13	7				1	2	209	209	233,569	190
2006	10	4								60,541	228
2005	7	3					1			52,251	228
2004	17	7					2			165,210	196
2003	32	16					5			467,213	134
2002	29	13		1		1	3			444,483	136
2001	33	12	1			1	3			684,038	77
1999	1										
1998	1										
1995A	1										
Total	209	100	1	1		5	31			3,847,176	253

NATIONWIDE TOUR CAREER SUMMARY

Year	Events Played	Cuts Made	1st	2nd	3rd	Top 10	Top 25	Earnings	Money Rank
2011	1	1					1	9,375	182
2009	17	14	1	1	1	4	9	269,856	12
2008	8	3					1	13,816	161
2007	16	11		1		2	6	112,053	56
2006	16	7				2	2	38,426	120
2005	19	12	1			1	9	150,384	33
2004	4	2						1,663	320
2000	27	11			1	2	4	73,248	68
1999	15	9		1	1	2	5	53,451	50
1998	11	8				2	6	24,130	82
1997	18	8					1	6,659	141
Total	152	86	2	3	3	15	44	753,061	69

TOP TOURNAMENT SUMMARY

Tournament	'98	'99	'01	'02	'03	'04	'10	'11
The Masters								
US Open	CUT	CUT						
British Open								
PGA Championship			CUT					
THE PLAYERS			CUT	CUT	CUT			T45
TOUR Championship								
WGC-Accenture								
WGC-Cadillac								
WGC-Bridgestone								
WGC-HSBC Champions								
The Barclays			CUT	W/D				CUT
Deutsche Bank Championship					T47	CUT		W/D
BMW Championship			CUT	CUT	CUT			

Dean Wilson



EXEMPT STATUS: Minor Medical Extension

HEIGHT: 6-0

WEIGHT: 175

BIRTHDATE: December 17, 1969

BIRTHPLACE: Kaneohe, HI

RESIDENCE: Las Vegas, NV

FAMILY: Single

SPECIAL INTERESTS: Fishing

EDUCATION: Brigham Young University (1992, Secondary Education)

TURNED PRO: 1992

Q-SCHOOL: 2002, 2004

Nationwide Tour Alumnus

JOINED TOUR: 2003

PGA TOUR VICTORIES (1):

2006 The INTERNATIONAL

BEST 2011 PGA TOUR FINSHES:

T11-Valero Texas Open.

INTERNATIONAL VICTORIES:

(6): 2002 Tsuruya Open [Jpn], Gateway to the Open Mizuno Open [Jpn]. 2001 Japan PGA Championship, Japan PGA Match Play Championship, UBE Kosan Cup [Jpn]. 2000 Aiful Cup [Jpn].

OTHER VICTORIES:

(2): 2003 Champions Challenge [with Mike Weir].
2004 Champions Challenge [with Mike Weir].

2011 PGA TOUR HIGHLIGHTS:

Coupled with 2011 earnings of \$401,314, has four events to earn \$266,852, equaling No. 125 from 2011...Battled wrist injuries during season and made 10 cuts and missed 10 cuts. Did not record a top-10 finish but had three top-25s.

PLAYER STATISTICS:

Scoring Average	71.19	(133)
Driving Distance	276.8	(179)
Driving Accuracy Percentage	65.27%	(48)
Greens in Regulation Percentage	62.63%	(157)
Strokes Gained - Putting	.522	(16)

MISC STATISTICS:

CAREER PGA TOUR LOW ROUND/ROUND
62-2005 Valero Texas Open/2

LARGEST PGA TOUR PAYCHECK
\$990,000-2006 The INTERNATIONAL/1

HIGHEST OWGR RANK
After 2002 Greater Milwaukee Open/53

PGA TOUR CAREER SUMMARY

Year	Events Played	Cuts Made	1st	2nd	3rd	Top 10	Top 25	FedExCup Pts	FedExCup Rank	Earnings	Money Rank
2011	22	10					3	131	131	401,314	151
2010	18	9		1		1	4	114	114	832,640	117
2009	29	13					4	145	145	442,600	152
2008	32	22			2	3	8	39	39	1,350,002	79
2007	28	18				4	9	76	76	1,258,507	76
2006	34	23	1	1		6	11			2,509,857	22
2005	27	17				4	7			821,903	102
2004	33	16			1	1	4			561,340	133
2003	27	15				2	7			654,345	98
2002	4	2					1			41,344	
2001	2	1								30,055	
Total	256	146	1	2	3	21	58			8,903,908	137

NATIONWIDE TOUR CAREER SUMMARY

Year	Events Played	Cuts Made	1st	2nd	3rd	Top 10	Top 25	Earnings	Money Rank
1999	8	5					2	14,061	111
1996	8	1					1	2,463	184
1995	1								
1993	1	1						904	216
Total	18	7					3	17,428	

TOP TOURNAMENT SUMMARY

Tournament	'01	'02	'03	'04	'05	'06	'07	'08	'09	'10	'11
The Masters							T30				
US Open	T30		CUT			CUT	T51	CUT			
British Open	CUT	CUT									
PGA Championship		CUT	CUT			T29	CUT	T47			
THE PLAYERS				CUT		CUT	CUT	T10	CUT		CUT
TOUR Championship						T19					
WGC-Accenture											
WGC-Cadillac		CNL				T22	T16				
WGC-Bridgestone						T45					
WGC-HSBC Champions											
The Barclays			CUT		6	T63	T60	T48		CUT	
Deutsche Bank Championship			T19	T29	CUT		T30	T73			
BMW Championship			T67	CUT	CUT	CUT		T22			

Mark Wilson



EXEMPT STATUS: 2011 multiple winner (through 2014)

HEIGHT: 5-8

WEIGHT: 145

BIRTHDATE: October 31, 1974

BIRTHPLACE: Menomonee Falls, WI

RESIDENCE: Elmhurst, IL

FAMILY: Wife, Amy; Lane, Cole

SPECIAL INTERESTS: Being home, hanging with my sons, watching "The Office," projects around the house

EDUCATION: University of North Carolina (1997, Mathematics)

TURNED PRO: 1997

Q-SCHOOL: 2002, 2004, 2006

Nationwide Tour Alumnus

JOINED TOUR: 2003

PGA TOUR VICTORIES (4):

2007 The Honda Classic. 2009 Mayakoba Golf Classic at Riviera Maya-Cancun. 2011 Sony Open in Hawaii. 2011 Waste Management Phoenix Open

BEST 2011 PGA TOUR FINSHES:

1–Sony Open in Hawaii. P1–Waste Management Phoenix Open.

2011 PGA TOUR HIGHLIGHTS:

Had a career year with two wins and personal best finishes in the FedExCup (No. 22) and on the money list (No. 19). Made his first appearance in the TOUR Championship by Coca-Cola (T26)...Played the final 40 holes without a bogey and capped off a 36-hole marathon final day with rounds of 65-67 to win the Sony Open in Hawaii at 16-under 264, two strokes ahead of Tim Clark and Steve Marino. Following his third-round 5-under 65, had just six minutes to rush to the locker room, grab a quick sandwich and a few sleeves of golf balls before teeing off for the final 18 holes at the Waialae CC. His third-career victory came in his fifth start at the event, with a T20 in 2010 his previous-best showing...Added his next win just two starts later in playoff fashion at the Waste

Management Phoenix Open. After posting rounds of 65-64-68-69—266, posted a birdie-3 on the second playoff hole led to his fourth career victory over Jason Dufner. Collected 500 FedExCup points and moved to the top spot in the standings, 336 points ahead of Jhonattan Vegas. His win became the first of his career in come-from-behind fashion, having entered the final round one stroke behind Tommy Gainey. The win came in his fourth start at the event (1-2011, T14-2010, T48-2009, T9-2008). Donned a "cheesehead" the Sunday of the tournament at the par-3 16th hole in honor of his home state Green Bay Packers playing in the Super Bowl later that day...Finished T9 at the Arnold Palmer Invitational on the strength of a final-round 69. It was his first top-10 at Bay Hill in seven career starts...Finished T7 at the Memorial Tournament for his second top 10 (T3 in 2009) in five starts at Muirfield Village GC...Enjoyed four rounds in the 60s at The Mines Resort and GC in Malaysia to T4 at the CIMB Asia Pacific Classic.

PERSONAL:

Has two career holes-in-one in competitive rounds, both while playing with TOUR player Doug Labelle II...Cites Ben Hogan as his hero...In 2006, donated \$30,000 to Midwest Athletes Against Childhood Cancer Fund, the largest single donation by an

athlete in charity's history. Made donation before re-earning PGA TOUR card via Qualifying Tournament. His "Making A Mark Fore MACC" program makes a donation for every made cut and additional funding for every Top-30 finish...Along with his wife, Amy, is heavily involved in the Blessings in a Backpack charitable organization, with a mission of sending needy school children home every weekend with nonperishable food they can eat on Saturday and Sunday.

PLAYER STATISTICS:

Scoring Average	70.53	(56)
Driving Distance	284.8	(143)
Driving Accuracy Percentage	67.63%	(20)
Greens in Regulation Percentage	66.03%	(77)
Strokes Gained - Putting	.184	(66)

MISC STATISTICS:

CAREER PGA TOUR LOW ROUND/ROUND

63–3 times, most recent 2008 Valero Texas Open/4

LARGEST PGA TOUR PAYCHECK

\$1,098,000–2011 Waste Management Phoenix Open/1

HIGHEST OWGR RANK

After 2011 Arnold Palmer Invitational presented by MasterCard/47

PGA TOUR CAREER SUMMARY

Year	Events Played	Cuts Made	1st	2nd	3rd	Top 10	Top 25	FedExCup Pts	FedExCup Rank	Earnings	Money Rank
2011	26	19	2			4	9	22	22	3,158,477	19
2010	28	16				2	7	131	131	789,681	123
2009	28	21	1		1	3	9	32	32	1,838,414	44
2008	29	25		1		5	12	45	45	1,578,337	55
2007	25	18	1			3	6	53	53	1,637,112	56
2006	24	16				1	4			444,318	156
2005	25	12			1	3	3			573,218	133
2004	19	12				1	2			300,317	167
2003	30	11				1	3			482,502	128
2002	1										
2001	2	2								13,727	
2000	1	1								8,500	
1999	1	1								12,765	270
1998	2										
1996A	1										
Total	242	154	4	1	2	23	55			10,837,369	111

NATIONWIDE TOUR CAREER SUMMARY

Year	Events Played	Cuts Made	1st	2nd	3rd	Top 10	Top 25	Earnings	Money Rank
2006	1	1						5,550	215
2004	6	2				2	2	26,108	129
2002	23	11				1	1	31,312	111
2001	3	2						2,624	237
2000	1								
Total	34	16				3	3	65,595	674

TOP TOURNAMENT SUMMARY

Tournament	'98	'01	'03	'04	'05	'06	'07	'08	'09	'10	'11
The Masters											CUT
US Open		CUT									CUT
British Open											T63
PGA Championship							CUT		CUT		T26
THE PLAYERS							CUT	T42	T55	CUT	CUT
TOUR Championship											T26
WGC-Accenture											T17
WGC-Cadillac							25				T49
WGC-Bridgestone							T36				T17
WGC-HSBC Champions											T56
The Barclays			CUT		CUT		CUT	T24	T58		T24
Deutsche Bank Championship			T57	T59	T10	CUT	T30	T40	T27		T56
BMW Championship		T52	CUT	T40	CUT	T50	T25	T64	T10		T22

Gary Woodland



EXEMPT STATUS: 2011 tournament winner (through 2013)

HEIGHT: 6-1

WEIGHT: 195

BIRTHDATE: May 21, 1984

BIRTHPLACE: Topeka, KS

RESIDENCE: Orlando, FL

FAMILY: Single

SPECIAL INTERESTS: Basketball, working out, ping-pong

EDUCATION: University of Kansas (2007, Sociology)

TURNED PRO: 2007

Q-SCHOOL: 2008, 2010

Nationwide Tour Alumnus

JOINED TOUR: 2009

PGA TOUR VICTORIES (1):

2011 Transitions Championship

BEST 2011 PGA TOUR FINSHES:

1—Transitions Championship.

INTERNATIONAL VICTORIES:

(1): 2011 OMEGA Mission Hills World Cup [with Matt Kuchar].

NATIONAL TEAMS:

World Cup (1), 2011.

2011 PGA TOUR HIGHLIGHTS:

Outstanding year consisted of six top-10 finishes, highlighted by his first career win on TOUR...Converted an 11-foot par putt on the 72nd hole to card a final round, 4-under-par 67 and win the Transitions Championship by one stroke over Webb Simpson in his 33rd career start. The par on No. 18 in the final round was his only par on the closing nine holes. He carded a 2-under 33 that featured five birdies and three bogeys. The win was his third top 10 of the season and moved him from No. 18 to No. 3 in the FedExCup standings. Converted 17 of 17 putts from inside 20 feet during the final round, including a 16-foot birdie putt to tie for the lead on No. 17. He needed just 23 putts on the day, 10 on the back nine. Made 22 birdies during the week, tied for most in the field. He became the first player to win the Transitions Championship in his first start since Retief Goosen in 2003 and the first to make the event his maiden PGA TOUR

victory since Carl Pettersson in 2005...After holding a share of the 54- and 72-hole leads, lost on the second playoff hole (No. 10) to Jhonattan Vegas in his second career start at the Bob Hope Classic. Runner-up finish was first career top 10 in his 28th event on the PGA TOUR. Made a birdie-4 on the 90th and final hole in regulation at the Palmer Private Course at PGA West to force a playoff with Vegas and Bill Haas. After Haas was eliminated on first playoff hole, Vegas hit his drive in the water on the second playoff hole but rallied to make a 13-foot par putt for the win. Woodland was unable to get up and down for par from a greenside bunker...Next top-10 finish came two weeks later, at the Waste Management Phoenix Open. Four rounds in the 60s earned him T8 honors at TPC Scottsdale...Was first in the Q-School/Nationwide Tour re-order after the Mayakoba Golf Classic...Rounds of 71-68-68-71 at PGA National led to a T6 finish at The Honda Classic, his third top-10 in six starts...Finished sixth at the Memorial Tournament in his first start at the event. Finish moved him into the top 50 in the Official World Golf Ranking for the first time...Opened with a 5-under 65 to sit just one shot behind Trevor Immelman after the first round of The Greenbrier Classic and hung around the lead the rest of the tournament. Final-round, 1-under 69 left him T4 and one stroke shy of the three-man playoff won by Scott Stallings. It was his sixth top-10 of the season, propelling him to No. 7 in the FedExCup standings...Finished no worse than 25th in his last six starts of the season...Had a strong finish to his year by teaming with Matt Kuchar representing the U.S. at the OMEGA Mission Hills World Cup in China. In come-from-behind fashion, the duo shot a final-round 67 in foursomes to defeat the English team of Ian Poulter and Justin Rose by two strokes for the first U.S. victory since 2000.

PERSONAL:

Cites making the cut in his first major championship (U.S. Open at Bethpage Black in 2009) as his biggest thrill in golf. Cites playing basketball for Washburn University and playing against Kansas in Allen Fieldhouse as his biggest thrill outside of golf...Named all-state in basketball in high school where his school won two state titles. Lists Michael Jordan as his hero. Never travels without his iPad. Favorite golf course played is Spyglass Hill. Would most like to play Augusta National. Favorite college team is the Kansas Jayhawks. Favorite professional team is the Indianapolis Colts...Marks his ball with a 1984 half dollar. Favorite TV show is "Two and a Half Men." Favorite movie is "Gladiator." Favorite food is steak. Favorite athlete is Floyd Mayweather, Jr...Would round out his dream foursome with Michael Jordan, Bill Self and his dad. Most people don't know he doesn't eat any food that comes from the water. Bucket list includes buying an airplane. Charities: Folds of Honor, which gives scholarships to families of fallen or wounded soldiers.

PLAYER STATISTICS:

Scoring Average	69.87	(14)
Driving Distance	310.5	(5)
Driving Accuracy Percentage	58.07%	(137)
Greens in Regulation Percentage	69.41%	(12)
Strokes Gained - Putting	-.170	(142)

MISC STATISTICS:

CAREER PGA TOUR LOW ROUND/ROUND

63—2009 Mayakoba Golf Classic at Riviera Maya-Cancun/3

LARGEST PGA TOUR PAYCHECK

\$990,000—2011 Transitions Championship/1

HIGHEST OWGR RANK

After 2011 The Greenbrier Classic/36

PGA TOUR CAREER SUMMARY

Year	Events Played	Cuts Made	1st	2nd	3rd	Top 10	Top 25	FedExCup Pts	FedExCup Rank	Earnings	Money Rank
2011	25	21	1	1		6	15	17	17	3,448,591	17
2010	8	3					1			95,815	
2009	18	8						207	207	121,031	204
Total	51	32	1	1		6	16			3,665,437	259

NATIONWIDE TOUR CAREER SUMMARY

Year	Events Played	Cuts Made	1st	2nd	3rd	Top 10	Top 25	Earnings	Money Rank
2010	14	9					5	56,370	92
2008	4	1						3,705	237
2007	2	1						2,076	295
Total	20	11					5	62,151	685

EUROPEAN TOUR 2011 SUMMARY

Year	Events Played	Cuts Made	1st	Earnings	Money Rank
2011	1				


JAPAN TOUR 2011 SUMMARY

Year	Events Played	Cuts Made	1st	Earnings	Money Rank
2011	1	1		9,535	

TOP TOURNAMENT SUMMARY

Tournament	'09	'10	'11
The Masters			T24
US Open	T47	CUT	T23
British Open			T30
PGA Championship			T12
THE PLAYERS			CUT
TOUR Championship			T13
WGC-Accenture			
WGC-Cadillac			
WGC-Bridgestone			T45
WGC-HSBC Champions			
The Barclays			T13
Deutsche Bank Championship			T25
BMW Championship			T16

Tiger Woods



EXEMPT STATUS: 2006 PGA Championship winner, FedExCup winner, leader in official earnings, multiple tournament winner (through 2014)

HEIGHT: 6-1

WEIGHT: 185

BIRTHDATE: December 30, 1975

BIRTHPLACE: Cypress, CA

RESIDENCE: Jupiter, FL

FAMILY: Sam Alexis, Charlie Axel

SPECIAL INTERESTS: Basketball, diving, all sports

EDUCATION: Stanford University

TURNED PRO: 1996

JOINED TOUR: 1996

PGA TOUR VICTORIES (71):

1996 Las Vegas Invitational. 1996 Walt Disney World/Oldsmobile Classic. 1997 Mercedes Championships. 1997 Masters Tournament. 1997 GTE Byron Nelson Golf Classic. 1997 Motorola Western Open. 1998 BellSouth Classic. 1999 Buick Invitational. 1999 Memorial Tournament. 1999 Motorola Western Open. 1999 PGA Championship. 1999 World Golf Championships-NEC Invitational. 1999 National Car Rental Golf Classic/Disney. 1999 THE TOUR Championship. 1999 World Golf Championships-American Express Championship. 2000 Mercedes Championships. 2000 AT&T Pebble Beach National Pro-Am. 2000 Bay Hill Invitational. 2000 Memorial Tournament. 2000 U.S. Open Championship. 2000 British Open Championship. 2000 PGA Championship. 2000 World Golf Championships-NEC Invitational. 2000 Bell Canadian Open. 2001 Bay Hill Invitational. 2001 THE PLAYERS Championship. 2001 Masters Tournament. 2001 Memorial Tournament. 2001 World Golf Championships-NEC Invitational. 2002 Bay Hill Invitational presented by Cooper Tires. 2002 Masters Tournament. 2002 U.S. Open Championship. 2002 Buick Open. 2002 World Golf Championships-American Express Championship. 2003 Buick Invitational. 2003 World Golf Championships-Accenture Match Play Championship. 2003 Bay Hill Invitational presented by Cooper Tires. 2003 100th Western Open presented by Golf Digest. 2003 World Golf Championships-American Express Championship. 2004 World Golf Championships-Accenture Match Play Championship. 2005 Buick Invitational. 2005 Ford Championship at Doral. 2005 Masters Tournament. 2005 British Open Championship. 2005 World Golf Championships-NEC Invitational. 2005 World Golf Championships-American Express Championship. 2006 Buick Invitational. 2006 Ford Championship at Doral. 2006 British Open Championship. 2006 Buick Open. 2006 PGA Championship. 2006 World Golf Championships-Bridgestone Invitational. 2006 Deutsche Bank Championship. 2006 World Golf Championships-American Express Championship. 2007 Buick Invitational. 2007 World Golf Championships-CA Championship. 2007 Wachovia Championship. 2007 World Golf Championships-Bridgestone Invitational. 2007 PGA Championship. 2007 BMW Championship. 2007 THE TOUR Championship presented by Coca-Cola. 2008 Buick Invitational. 2008 World Golf Championships-Accenture Match Play Championship. 2008 Arnold Palmer Invitational presented by MasterCard. 2008 U.S. Open Championship. 2009 Arnold Palmer Invitational presented by MasterCard. 2009 the Memorial Tournament. 2009 AT&T National. 2009 Buick Open. 2009 World Golf Championships-Bridgestone Invitational. 2009 BMW Championship

BEST 2011 PGA TOUR FINSHES:

T4-Masters Tournament.

INTERNATIONAL VICTORIES:

(12): 1997 Asian Honda Classic. 1998 Johnnie Walker Classic [Asia]. 1999 Deutsche Bank Open-TPC of Europe [Eur]. World Cup of Golf [indiv]. 2000 Johnnie Walker Classic. 2001 Deutsche Bank-SAP Open TPC of Europe. 2002 Deutsche Bank-SAP Open TPC of Europe. 2004 Dunlop Phoenix [Jpn]. 2005 Dunlop Phoenix [Jpn]. 2006 Dubai Desert Classic [Eur]. 2008 Dubai Desert Classic [Eur]. 2009 JBWere Australian Masters [Aus].

NATIONAL TEAMS:

The Presidents Cup (7), 1998, 2000, 2003, 2005, 2007, 2009, 2011; Ryder Cup (6), 1997, 1999, 2002, 2004, 2006, 2010; World Cup (3), 1999, 2000, 2001; World Amateur Team Championship (1), 1994; Walker Cup (1), 1995; Dunhill Cup (1), 1998.

OTHER VICTORIES:

(14): 1998 PGA Grand Slam of Golf. 1999 World Cup [with Mark O'Meara], PGA Grand Slam of Golf. 2000 EMC World Cup [with David Duval]. PGA Grand Slam of Golf. 2001 Williams World Challenge, PGA Grand Slam of Golf. 2002 PGA Grand Slam of Golf. 2004 Target World Challenge. 2005 PGA Grand Slam of Golf. 2006 PGA Grand Slam of Golf, Target World Challenge. 2007 Target World Challenge. 2011 Chevron World Challenge.

2011 PGA TOUR HIGHLIGHTS:

Posted a final-round, 6-under 66 to finish T10 at the World Golf Championships-Cadillac Championship, his first top-10 of the season and best showing since a T4 at the 2010 U.S. Open. It marked the 11th time in as many starts that he has finished with a top-10 at the event and the eighth time in as many starts inside the top 10 at the TPC Blue Monster at Doral. The showing represented his best round on TOUR since a second-round, 6-under 65 at the 2010 Deutsche Bank Championship. Played the first three rounds with Phil Mickelson, the first time the two have been paired together for three rounds in a PGA TOUR-sanctioned event. The two have had 28 official pairings on TOUR and 29 counting the 2009 World Golf Championships-HSBC Championships... Closed with a 5-under 67 to finish T4 at the Masters Tournament, the best closing round of his career at Augusta National. It still left him four strokes behind Charl Schwartzel and in search of his first come-from-behind win in a major championship. Entered the final round seven strokes behind Rory Mcllroy, but a front-nine, 5-under 31-highlighted by a birdie-birdie-eagle stretch, beginning on No. 6-had him tied for the lead as he made the turn at

Augusta National. Closed with an even-par 36 on the back nine to finish T4, his 10th top-five finish at the Masters, moving him out of a tie for second with Mickelson, Ben Hogan, Tom Kite, Arnold Palmer, Sam Snead and Tom Watson, and trailing only Jack Nicklaus' 15. Since winning his last green jacket, in 2005, he has finished T3, T2, second, T6, T4 and T4... Late in the season, traveled to Sydney for the Australian Open. Took the 36-hole lead after opening 68-67. A 3-over 75 in the third round hurt his chances, but he came back with a 5-under 67 Sunday at The Lakes GC to finish solo third, two strokes behind winner Greg Chalmers... A week later, he played for his seventh U.S. Presidents Cup team. He compiled a 2-3-0 record at the matches held at Royal Melbourne GC, including a singles victory over Aaron Baddeley that clinched the Cup for the U.S... In his final appearance of the year, at the Chevron World Challenge, an event he hosts, he battled Zach Johnson on the final day before finally making a birdie on the 72nd hole at Sherwood CC in the limited-field event to win for the first time since the 2009 JBWere Australian Masters.

PERSONAL:

Nicknamed "Tiger" after a Vietnamese soldier who was a friend of his father's in Vietnam... Putted against Bob Hope on the "Mike Douglas Show" at age 2, shot 48 for nine holes at age 3 and was featured in Golf Digest at age 5... Eighth athlete to be named Wheaties permanent rep, following Bob Richards (1958), Bruce Jenner (1977), Mary Lou Retton (1984), Pete Rose (1985), Walter Payton (1986), Chris Evert (1987) and Michael Jordan (1988)... Since 1996, the Tiger Woods Foundation has reached more than 10 million young people by delivering unique experiences and innovative educational opportunities for youth worldwide. Programs of the Foundation include the Tiger Woods Learning Center, a one-of-a-kind educational facility custom built for the underserved youth of Southern California; Tiger's Action Plan, a nationwide character development program based on Earl D. Woods' book entitled "Start Something"; and the Earl Woods Scholarship program. More information on the Tiger Woods Foundation and its programs can be found at tigerwoodsfoundation.org... Serves as the official host of the AT&T National held near Philadelphia and the Chevron World Challenge in Thousand Oaks, CA. Proceeds from both tournaments benefit the Tiger Woods Foundation... Established in 2006, the mission of Tiger Woods Design is to utilize his worldwide experience, his pursuit of excellence and his love of golf to create a unique collection of golf courses around the world. The Web site for the design company is tigerwoodsgdesign.com.

PLAYER STATISTICS:

Scoring Average	70.46	(N/A)
Driving Distance	293.7	(N/A)
Driving Accuracy Percentage	48.90%	(N/A)
Greens in Regulation Percentage	67.74%	(N/A)
Strokes Gained - Putting	.258	(N/A)

MISC STATISTICS:

CAREER PGA TOUR LOW ROUND/ROUND
61-3 times, most recent 2005 Buick Open/2
LARGEST PGA TOUR PAYCHECK
\$1,400,000-2009 World Golf Championships-

Bridgestone Invitational/1

HIGHEST OWGR RANK
After 2010 Justin Timberlake Shriners Hospitals for Children Open/1

PGA TOUR CAREER SUMMARY

Year	Events Played	Cuts Made	1st	2nd	3rd	Top 10	Top 25	FedExCup Pts	FedExCup Rank	Earnings	Money Rank
2011	9	7				2	3	132	132	660,238	128
2010	12	11				2	7	42	42	1,294,765	68
2009	17	16	6	3		14	16	1	1	10,508,163	1
2008	6	6	4	1		6	6	70	70	5,775,000	2
2007	16	16	7	3		12	15	1	1	10,867,052	1
2006	15	14	8	1	1	11	13			9,941,563	1
2005	21	19	6	4	2	13	17			10,628,024	1
2004	19	19	1	3	3	14	18			5,365,472	4
2003	18	18	5	2		12	16			6,673,413	2
2002	18	18	5	2	2	13	16			6,912,625	1
2001	19	19	5		1	9	18			5,687,777	1
2000	20	20	9	4	1	17	20			9,188,321	1
1999	21	21	8	1	2	16	18			6,616,585	1
1998	20	19	1	2	2	13	17			1,841,117	4
1997	21	20	4	1	1	9	14			2,066,833	1
1996A	3	2					1				
1996	8	8	2		2	5	7			790,594	24
1995A	4	3									
1994A	3										
1993A	3										
1992A	1										
Total	274	256	71	27	17	168	222			94,817,542	1

EUROPEAN TOUR 2011 SUMMARY

Year	Events Played	Cuts Made	1st	Earnings	Money Rank
2011	1	1		24,769	

AUSTRALIAN TOUR 2011 SUMMARY

Year	Events Played	Cuts Made	1st	Earnings	Money Rank
2011	1	1		90,052	

TOP TOURNAMENT SUMMARY

Tournament	'94	'95	'96	'97	'98	'99	'00	'01	'02	'03	'04	'05	
The Masters			T41	CUT	1	T8	T18	5	1	1	T15	T22	P1
US Open			W/D	T82	T19	T18	T3	1	T12	1	T20	T17	2
British Open			T68	T22	T24	3	T7	1	T25	T28	T4	T9	1
PGA Championship					T29	T10	1	P1	T29	2	T39	T24	T4
THE PLAYERS					T31	T35	T10	2	1	T14	T11	T16	T53
TOUR Championship				T21	T12	20	1	2	T13	T7	26	2	2
WGC-Accenture							T5	2		T33	1	1	T17
WGC-Cadillac							P1	T5	CNL	1	1	9	P1
WGC-Bridgestone							1	1	P1	4	T4	T2	1
WGC-HSBC Champions													
The Barclays			CUT		T43				T16		T13		
Deutsche Bank Championship											T7	T2	T40
BMW Championship			CUT	T57		1	T9	1	T23	T20	1	T7	2

Tournament	'06	'07	'08	'09	'10	'11
The Masters	T3	T2	2	T6	T4	T4
US Open	CUT	T2	P1	T6	T4	
British Open	1	T12		CUT	T23	
PGA Championship	1	1		2	T28	CUT
THE PLAYERS	T22	T37		8	W/D	W/D
TOUR Championship		1		2		
WGC-Accenture	T9	T9	1	T17		T33
WGC-Cadillac	1	1	5	T9		T10
WGC-Bridgestone	P1	1	DNS	1	T78	T37
WGC-HSBC Champions				T6	T6	
The Barclays				T2	T12	
Deutsche Bank Championship	1	T2		T11	T11	
BMW Championship	T2	1	DNS	1	T15	

Y.E. Yang



EXEMPT STATUS: Winner, 2009 PGA Championship (through 2014)

HEIGHT: 5-9

WEIGHT: 195

BIRTHDATE: January 15, 1972

BIRTHPLACE: Jeju-do, South Korea

RESIDENCE: Seoul, South Korea; Dallas, TX

FAMILY: Wife, Young Ju Park; Hyeonwoo (1999), Isu (2000), Kyung-min (2005)

SPECIAL INTERESTS: Sports, fishing

TURNED PRO: 1996

Q-SCHOOL: 2007, 2008

JOINED TOUR: 2008

PGA TOUR VICTORIES (2):

2009 The Honda Classic. 2009 PGA Championship

BEST 2011 PGA TOUR FINSHES:

2--The Honda Classic.

INTERNATIONAL VICTORIES:

(9): 2002 SBS Championship [Kor]. 2004 Sun Chlorella Classic [Jpn], Asahi-Ryokuken Yomiuri Memorial [Jpn]. 2005 Coca-Cola Tokai Classic [Jpn]. 2006 Suntory Open [Jpn], Korea Open [Kor], HSBC Champions [Eur]. 2010 Volvo China Open [Eur], Korea Open [Kor].

NATIONAL TEAMS:

The Presidents Cup (2); 2009, 2011, World Cup (1), 2009

2011 PGA TOUR HIGHLIGHTS:

Made 14 of 18 cuts and had a personal-best five top-10 finishes. Made second career start at TOUR Championship by Coca-Cola and finished No. 30 in the final FedExCup standings...In his second start of the year, posted four rounds in the 60s en route to T8 at the Waste Management Phoenix Open...Finished T5 at the World Golf Championships-Accenture Match Play Championship. Defeated Alvaro Quiros (20 holes), Stewart Cink (4 and 3) and Graeme

McDowell (3 and 2) before falling to Matt Kuchar (2 and 1) in the quarterfinals. Became the second Korean in tournament history to advance to the quarterfinals, joining K.J. Choi (2008)...Came back the next week with a runner-up finish to Rory Sabbatini at The Honda Classic. Made a late run to win the event, finishing a stroke back. The 2009 Honda Classic champion entered the final round five strokes behind Sabbatini. Fired rounds of 67-66 on the weekend and led all players with 17 birdies for the week...Finished T3 at the U.S. Open at Congressional CC. Missed his last two cuts (THE PLAYERS and FedEx St. Jude Classic) coming into the U.S. Open and three of his last four overall on TOUR. Recorded his fourth top 10 of the season in 11 starts. The four top 10s tie his career best on TOUR (2009). Enjoyed his third top-10 finish in his 14th major start...Recorded his fifth top 10 of the season and the first of his career in the PGA TOUR Playoffs for the FedExCup—with a T6 at The Barclays, thanks to a final-round, career-low, 8-under 63 that helped him jump 23 spots on the leaderboard. Final round was highlighted by a 6-under 29 on the front nine, equaling his best nine-hole score on TOUR that came on the front nine when he shot a 64 at the 2008 Frys.com Open...In early October, finished solo fourth at the Kolon Korea Open...Playing in his second Presidents Cup for the International team, he posted a 1-3-0 record in a losing cause...After three straight sub-70 rounds at the UBS Hong Kong Open, he shot a 1-over 71 Sunday to drop to a T7.

PERSONAL:

Fourth of eight children and the son of vegetable farmers...Once aspired to be a bodybuilder and own

his own gym. A knee injury in his late teens ended that dream...Never knew there was a sport called golf until the age of 19, when he started going to a small, local driving range in South Korea on a friend's advice and learned the swing by watching instructional videos. Worked picking up practice balls and would work on his game before the facility opened and late at night after visitors went home. The range had facilities where you could sleep and eat...As required, spent almost two years in the South Korean military, stationed at his home at Jeju Island, south of South Korea, beginning at age 21. Guarded naval port...Traveled to New Zealand after his military duty to pursue a golf career. Practiced and played intensely there over a three-month period.

PLAYER STATISTICS:

Scoring Average	70.28	(32)
Driving Distance	290.2	(100)
Driving Accuracy Percentage	62.23%	(88)
Greens in Regulation Percentage	62.52%	(162)
Strokes Gained - Putting	.273	(43)

MISC STATISTICS:

CAREER PGA TOUR LOW ROUND/ROUND
63--2011 The Barclays/3

LARGEST PGA TOUR PAYCHECK
\$1,350,000--2009 PGA Championship/1

HIGHEST OWGR RANK

After 2010 the Memorial Tournament presented by Nationwide Insurance/19

PGA TOUR CAREER SUMMARY

Year	Events Played	Cuts Made	1st	2nd	3rd	Top 10	Top 25	FedExCup Pts	FedExCup Rank	Earnings	Money Rank
2011	18	14		1	1	5	8	30	30	2,314,865	32
2010	21	16			1	2	6	67	67	1,301,726	67
2009	23	19	2			4	12	23	23	3,489,516	10
2008	29	17				1	3	145	145	461,726	157
2007	9	5								53,480	
2005	4	2								22,856	
2004	1	1									
Total	105	74	2	1	2	12	29			7,644,168	157

EUROPEAN TOUR 2011 SUMMARY

Year	Events Played	Cuts Made	1st	Earnings	Money Rank
2011	4	2		106,740	

AUSTRALIAN TOUR 2011 SUMMARY


Year	Events Played	Cuts Made	1st	Earnings	Money Rank
2011	1	1		32,908	

ASIAN TOUR 2011 SUMMARY

Year	Events Played	Cuts Made	1st	Earnings	Money Rank
2011	3	3		128,878	

TOP TOURNAMENT SUMMARY

Tournament	'04	'05	'07	'09	'10	'11
The Masters			T30	CUT	T8	T20
US Open		CUT			CUT	T3
British Open		CUT	CUT		T60	T16
PGA Championship		T47	CUT	1	CUT	T69
THE PLAYERS				CUT	T34	CUT
TOUR Championship				18		29
WGC-Accenture			T33		T17	T5
WGC-Cadillac	64		T65	74	T30	T39
WGC-Bridgestone			T56	T19	T46	T53
WGC-HSBC Champions				T33	T51	
The Barclays				T20	T47	T6
Deutsche Bank Championship				67	T45	T42
BMW Championship				65	T63	T12



With two victories and 12 top-10 finishes, **Webb Simpson** finished second in the FedExCup standings.

Hyundai Tournament of Champions



Kapalua, Maui, HI
January 06-09

FedExCup Points: 3,513

Purse: \$5,600,000

Course: Plantation Course at Kapalua | 36-37-73/ 7,411

Round 1	Round 2	Round 3
Jonathan Byrd - 66 (-7)	Robert Garrigus - 132 (-14)	Jonathan Byrd - 201 (-18)
Carl Pettersson - 66 (-7)	Carl Pettersson - 133 (-13)	Robert Garrigus - 201 (-18)
Ben Crane - 67 (-6)	Jonathan Byrd - 134 (-12)	Steve Stricker - 201 (-18)
Jim Furyk - 68 (-5)	Ernie Els - 136 (-10)	Carl Pettersson - 204 (-15)
Bill Haas - 68 (-5)	Jim Furyk - 136 (-10)	Matt Kuchar - 205 (-14)
Charley Hoffman - 68 (-5)	Francesco Molinari - 136 (-10)	
	Steve Stricker - 136 (-10)	

Cut: No cut. 32 of 33 players completed 72 holes.

Weather: Thursday: Mostly cloudy, with afternoon highs in the lower 70s. Winds N at 10-15, gusting to 25 mph. Friday: Cloudy in the morning, turning sunny in the afternoon, with highs in the mid 70s. Winds N at 8-15 mph. Saturday: Morning showers turning into sunny skies in the afternoon. Highs reached into the mid 70s. Winds WSW at 12-15 mph. Sunday: Sunny and warmer. High of 78. Winds WSW at 10-15 mph.

Tournament Record:

261 - Ernie Els (2003)

Current Course Record:

62 - Plantation Course at Kapalua - Graeme McDowell (2011), K.J. Choi (2003)

Winner: Jonathan Byrd
 FedExCup Points: 500.00
 \$1,120,000.00
 66-68-67-67 268 (-24)

With his playoff win at the Hyundai Tournament of Champions, **Jonathan Byrd** became the first player since **Tiger Woods** (1999 World Golf Championships-American Express Championship and 2000 Mercedes Championships) to win consecutive starts in playoff fashion. Byrd captured his final event of 2010, the Justin Timberlake Shriners Hospitals for Children Open.

In addition to a return visit to the 2012 Hyundai Tournament of Champions for his victory, **Jonathan Byrd** earned exemptions into the 2011 Masters Tournament (PGA TOUR Regular Season victory) and the 2011 U.S. Open (multiple PGA TOUR wins since 2010 U.S. Open).

Jonathan Byrd was the first U.S.-born winner of the Hyundai Tournament of Champions since **Jim Furyk** in 2001. International players had captured the title at the Hyundai Tournament of Champions in nine consecutive years. They were **Geoff Ogilvy** (2009-10); **Daniel Chopra** (2008); **Vijay Singh** (2007); **Stuart Appleby** (2004-06); **Ernie Els** (2003); and **Sergio Garcia** (2002) before

Byrd's victory.

Jonathan Byrd posted rounds of 66-68-67-67, becoming the sixth winner of the event to post all four rounds in the 60s since the event moved to Hawaii in 1999. The others are **David Duval** (1999); **Jim Furyk** (2001); **Ernie Els** (2003); and **Geoff Ogilvy** (2009-10).

Graeme McDowell finished third after an 11-under 62 in the final round, a score that equaled the course record set by **K.J. Choi** during the third round in 2003.

The playoff between **Jonathan Byrd** and **Robert Garrigus** was the 13th in Hyundai Tournament of Champions' history and the first since **Daniel Chopra** defeated **Steve Stricker** in 2008.

Dating to 1989, just three players have won the Hyundai Tournament of Champions in their first attempt: **Daniel Chopra** (2008); **Sergio Garcia** (2002); and **Steve Jones** (1989).

Tournament Results

Pos	Player	Score				Total	FedExCup Points	Earnings
		Rnd1	Rnd2	Rnd3	Rnd4			
1	Jonathan Byrd	66	68	67	67	268/-24	500.00	1,120,000.00
2	Robert Garrigus	69	63	69	67	268/-24	300.00	635,000.00
3	Graeme McDowell	71	68	68	62	269/-23	190.00	412,000.00
T4	Carl Pettersson	66	67	71	68	272/-20	122.50	286,500.00
T4	Steve Stricker	69	67	65	71	272/-20	122.50	286,500.00
T6	Matt Kuchar	69	70	66	69	274/-18	95.00	201,500.00
T6	Ian Poulter	70	68	70	66	274/-18	95.00	201,500.00
8	Bill Haas	68	70	69	69	276/-16	85.00	182,000.00
T9	Jason Day	73	66	69	70	278/-14	75.00	162,000.00
T9	Jim Furyk	68	68	72	70	278/-14	75.00	162,000.00
T9	Dustin Johnson	71	66	73	68	278/-14	75.00	162,000.00
T12	Arjun Atwal	72	69	68	70	279/-13	60.66	132,000.00
T12	Bill Lunde	70	68	70	71	279/-13	60.66	132,000.00
T12	Justin Rose	75	67	69	68	279/-13	60.66	132,000.00
T15	Francesco Molinari	69	67	74	70	280/-12		107,000.00
T15	Ryan Palmer	70	72	68	70	280/-12	55.50	107,000.00
T17	Tim Clark	72	68	73	68	281/-11	53.50	87,000.00
T17	Ernie Els	72	64	74	71	281/-11	53.50	87,000.00

Continued on next page

Pos	Player	Score				Total	FedExCup Points	Earnings
		Rnd1	Rnd2	Rnd3	Rnd4			
T19	Matt Bettencourt	73	70	70	69	282/-10	51.50	75,500.00
T19	Anthony Kim	69	71	74	68	282/-10	51.50	75,500.00
T21	Ben Crane	67	70	74	72	283/-9	49.50	71,000.00
T21	Adam Scott	73	67	70	73	283/-9	49.50	71,000.00
T23	Cameron Beckman	72	71	70	71	284/-8	47.50	67,000.00
T23	Zach Johnson	71	73	69	71	284/-8	47.50	67,000.00
T25	Charley Hoffman	68	75	67	75	285/-7	45.00	62,000.00
T25	Hunter Mahan	70	70	78	67	285/-7	45.00	62,000.00
T25	Bubba Watson	70	70	73	72	285/-7	45.00	62,000.00
T28	Jason Bohn	72	72	72	70	286/-6	42.50	58,500.00
T28	Heath Slocum	70	74	72	70	286/-6	42.50	58,500.00
30	Stuart Appleby	69	75	73	72	289/-3	41.00	57,000.00
31	Rocco Mediate	79	70	75	71	295/3	40.00	56,000.00
32	Derek Lamely	72	76	78	70	296/4	39.00	55,000.00

The following players failed to complete the tournament: **DQ** – Camilo Villegas ;

Tournament History

Year	Winner *-Playoff	Score	FedExCup Points	Runners Up	Score	Course	Location	Par Yardage
Hyundai Tournament of Champions								
2011	Jonathan Byrd*	268/-24	500.00	Robert Garrigus	268	Plantation Course at Kapalua	Kapalua, Maui, HI	73/7,411
2010	Geoff Ogilvy	270/-22	500.00	Rory Sabbatini	271	Plantation Course at Kapalua	Kapalua, Maui, HI	73/7,411
Mercedes-Benz Championship								
2009	Geoff Ogilvy	268/-24	500.00	Anthony Kim Davis Love III	274	Plantation Course at Kapalua	Kapalua, Maui, HI	73/7,411
2008	Daniel Chopra*	274/-18	4,500	Steve Stricker	274	Plantation Course at Kapalua	Kapalua, Maui, HI	73/7,411
2007	Vijay Singh	278/-14	4,500	Adam Scott	280	Plantation Course at Kapalua	Kapalua, Maui, HI	73/7,411
Mercedes Championships								
2006	Stuart Appleby*	284/-8		Vijay Singh	284	Plantation Course at Kapalua	Kapalua, Maui, HI	73/7,411
2005	Stuart Appleby	271/-21		Jonathan Kaye	272	Plantation Course at Kapalua	Kapalua, Maui, HI	73/7,263
2004	Stuart Appleby	270/-22		Vijay Singh	271	Plantation Course at Kapalua	Kapalua, Maui, HI	73/7,263
2003	Ernie Els	261/-31		K.J. Choi Rocco Mediate	269	Plantation Course at Kapalua	Kapalua, Maui, HI	73/7,263
2002	Sergio Garcia*	274/-18		David Toms	274	The Plantation Course	Kapalua, Maui, HI	73/7,263
2001	Jim Furyk	274/-18		Rory Sabbatini	275	The Plantation Course	Kapalua, Maui, HI	73/7,263
2000	Tiger Woods*	276/-16		Ernie Els	276	The Plantation Course	Kapalua, Maui, HI	73/7,263
1999	David Duval	266/-26		Billy Mayfair Mark O'Meara	275	The Plantation Course	Kapalua, Maui, HI	73/7,263
1998	Phil Mickelson	271/-17		Mark O'Meara Tiger Woods	272	La Costa CC	Carlsbad, CA	72/7,022
1997	Tiger Woods*	202/-14		Tom Lehman	202	La Costa CC	Carlsbad, CA	72/7,022
1996	Mark O'Meara	271/-17		Nick Faldo Scott Hoch	274	La Costa CC	Carlsbad, CA	72/7,022
1995	Steve Elkington*	278/-10		Bruce Lietzke	278	La Costa CC	Carlsbad, CA	72/7,022
1994	Phil Mickelson*	276/-12		Fred Couples	276	La Costa CC	Carlsbad, CA	72/7,022
Infiniti Tournament of Champions								
1993	Davis Love III	272/-16		Tom Kite	273	La Costa CC	Carlsbad, CA	72/7,022
1992	Steve Elkington*	279/-9		Brad Faxon	279	La Costa CC	Carlsbad, CA	72/7,022
1991	Tom Kite	272/-16		Lanny Wadkins	273	La Costa CC	Carlsbad, CA	72/7,022
MONY Tournament of Champions								
1990	Paul Azinger	272/-16		Ian Baker-Finch	273	La Costa CC	Carlsbad, CA	72/7,022
1989	Steve Jones	279/-9		David Frost Jay Haas	282	La Costa CC	Carlsbad, CA	72/7,022
1988	Steve Pate	202/-14		Larry Nelson	203	La Costa CC	Carlsbad, CA	72/7,022
1987	Mac O'Grady	278/-10		Rick Fehr	279	La Costa CC	Carlsbad, CA	72/7,022
1986	Calvin Peete	267/-21		Mark O'Meara	273	La Costa CC	Carlsbad, CA	72/7,022
1985	Tom Kite	275/-13		Mark McCumber	281	La Costa CC	Carlsbad, CA	72/7,022
1984	Tom Watson	274/-14		Bruce Lietzke	279	La Costa CC	Carlsbad, CA	72/7,022
1983	Lanny Wadkins	280/-8		Raymond Floyd	281	La Costa CC	Carlsbad, CA	72/6,911
1982	Lanny Wadkins	280/-8		Andy Bean David Graham Craig Stadler Ron Streck	283	La Costa CC	Carlsbad, CA	72/6,911
1981	Lee Trevino	273/-15		Raymond Floyd	275	La Costa CC	Carlsbad, CA	72/6,911
1980	Tom Watson	276/-12		Jim Colbert	279	La Costa CC	Carlsbad, CA	72/6,911

Continued on next page

Year	Winner *-Playoff	Score	FedExCup Points	Runners Up	Score	Course	Location	Par Yardage
1979	Tom Watson	275		Bruce Lietzke Jerry Pate	281	La Costa CC	Carlsbad, CA	72/6,911
1978	Gary Player	281		Andy North Lee Trevino	283	La Costa CC	Carlsbad, CA	72/6,911
1977	Jack Nicklaus*	281		Bruce Lietzke	281	La Costa CC	Carlsbad, CA	72/6,911
1976	Don January	277		Hubert Green	282	La Costa CC	Carlsbad, CA	72/6,911
1975	Al Geiberger*	277		Gary Player	277	La Costa CC	Carlsbad, CA	72/6,911
Tournament of Champions								
1974	Johnny Miller	280		Bud Allin John Mahaffey	281	La Costa CC	Carlsbad, CA	72/6,911
1973	Jack Nicklaus	276		Lee Trevino	277	La Costa CC	Carlsbad, CA	72/6,911
1972	Bobby Mitchell*	280		Jack Nicklaus	280	La Costa CC	Carlsbad, CA	72/6,911
1971	Jack Nicklaus	279		Bruce Devlin Gary Player Dave Stockton	287	La Costa CC	Carlsbad, CA	72/6,911
1970	Frank Beard	273		Billy Casper Tony Jacklin Gary Player	280	La Costa CC	Carlsbad, CA	72/6,911
1969	Gary Player	284		Lee Trevino	286	La Costa CC	Carlsbad, CA	72/6,911
1968	Don January	276		Julius Boros	277	Stardust CC	Las Vegas, NV	71/6,725
1967	Frank Beard	278		Arnold Palmer	279	Stardust CC	Las Vegas, NV	71/6,725
1966	Arnold Palmer*	283		Gay Brewer	283	Desert Inn CC	Las Vegas, NV	72/7,209
1965	Arnold Palmer	277		Chi Chi Rodriguez	279	Desert Inn CC	Las Vegas, NV	72/7,209
1964	Jack Nicklaus	279		Al Geiberger Doug Sanders	281	Desert Inn CC	Las Vegas, NV	72/7,209
1963	Jack Nicklaus	273		Tony Lema Arnold Palmer	278	Desert Inn CC	Las Vegas, NV	72/7,209
1962	Arnold Palmer	276		Billy Casper	277	Desert Inn CC	Las Vegas, NV	72/7,209
1961	Sam Snead	273		Tommy Bolt	280	Desert Inn CC	Las Vegas, NV	72/7,209
1960	Jerry Barber	268		Jay Hebert	272	Desert Inn CC	Las Vegas, NV	72/7,209
1959	Mike Souchak	281		Art Wall	283	Desert Inn CC	Las Vegas, NV	72/7,209
1958	Stan Leonard	275		Billy Casper	276	Desert Inn CC	Las Vegas, NV	72/7,209
1957	Gene Littler	285		Billy Casper Jimmy Demaret Dow Finsterwald Billy Maxwell	288	Desert Inn CC	Las Vegas, NV	72/7,209
1956	Gene Littler	281		Cary Middlecoff	285	Desert Inn CC	Las Vegas, NV	72/7,209
1955	Gene Littler	280		Jerry Barber Pete Cooper Bob Toski	293	Desert Inn CC	Las Vegas, NV	72/7,209
1954	Art Wall	278		Al Besselink Lloyd Mangrum	284	Desert Inn CC	Las Vegas, NV	72/7,209
1953	Al Besselink	280		Chandler Harper	281	Desert Inn CC	Las Vegas, NV	72/7,209



Sony Open in Hawaii



Winner: Mark Wilson
 FedExCup Points: 500.00
 \$990,000.00
 65-67-65-67 264 (-16)

Honolulu, HI
 January 13-16

FedExCup Points: 3,513

Purse: \$5,500,000

Course: Waialae CC | 35-35-70 / 7,044

Round 1	Round 2	Round 3
Stuart Appleby - 64 (-6)	Stuart Appleby - 130 (-10)	Mark Wilson - 197 (-13)
Michael Connell - 65 (-5)	Shigeki Maruyama - 130 (-10)	Steve Marino - 198 (-12)
Matt Kuchar - 65 (-5)	Steve Marino - 132 (-8)	Stuart Appleby - 199 (-11)
Marc Leishman - 65 (-5)	Roland Thatcher - 132 (-8)	Matt Kuchar - 199 (-11)
Steve Marino - 65 (-5)	Mark Wilson - 132 (-8)	Jimmy Walker - 199 (-11)
Ben Martin - 65 (-5)		
Shigeki Maruyama - 65 (-5)		
Justin Rose - 65 (-5)		
Nate Smith - 65 (-5)		
Mark Wilson - 65 (-5)		

Cut: Because the third and fourth rounds were played on Sunday, 56 players of 144 professionals made the cut (number nearest 60). An additional 27 players made the cut but did not compete in the final 36 holes. They received the accumulated, last-place money.

Weather: Thursday: Due to heavy overnight and morning downpours, the first round was delayed until Friday. The third and fourth rounds were contested Sunday. Friday: Mostly sunny, with highs in the lower 80s. Winds SSE at 10-15 mph. Saturday: Mostly sunny, with afternoon highs reaching into the mid 70s. Winds SSE at 12-15 mph. Sunday: Sunny skies in the morning gave way to mostly cloudy conditions in the afternoon, with a high of 78 . S winds at 8-12 mph.

Tournament Record:
 260 - Brad Faxon (2001), John Huston (1998)
Current Course Record:
 60 - Waialae CC - Davis Love III (1994)

Mark Wilson capped a 36-hole final day with rounds of 65-67 to finish the Sony Open in Hawaii at 16-under 264, two strokes clear of **Tim Clark** and **Steve Marino**. Wilson captured his third PGA TOUR victory in his 217th career start at age 36 years, 2 months, 16 days. His win came in his fifth start at the Sony Open (won in 2011, tied for 20th in 2010, missed the cut in 2009, tied for 25th in 2008 and tied for 33rd in 2003).

Sony Open in Hawaii champion **Mark Wilson** played bogey-free over the final 40 holes, including the 36-hole finale Sunday where he posted rounds of 65-67.

The runner-up finish for **Tim Clark** at the Sony Open in Hawaii was the ninth of his career. He has posted at least one second-place finish each season dating to 2005, with a career-high of three in 2007.

Jonathan Byrd, winner of the season-opening Hyundai Tournament of Champions, tied for 34th in his attempt to join **Ernie Els** (2003) as the only player to win the Hyundai Tournament of Champions and Sony Open in Hawaii back to back in the same season.

Defending champion **Ryan Palmer** finished 52nd in his bid to become just the fourth player to successfully defend a title at the Sony Open in Hawaii—**Hubert Green** (1978-79), **Corey Pavin** (1986-87) and **Ernie Els** (2003-04).

Past champions' performances at the 2011 Sony Open: **Jerry Kelly** (tied for ninth), **Ernie Els** (tied for 42nd), **Ryan Palmer** (52nd), **Paul Goydos** (made cut,

did not finish), **K.J. Choi** (made cut, did not finish), **Jim Furyk** (made cut, did not finish), **Vijay Singh** (made cut, did not finish), **Zach Johnson** (made cut, did not finish) and **Paul Stankowski** (made cut, did not finish).

Anthony Kim's second-round 64 at the Sony Open in Hawaii was his lowest round since the second round of the 2010 Honda Classic, and his tie for 13th was his best finish since undergoing surgery on his left thumb in May of last year.

Both winners (**Jonathan Byrd**, **Mark Wilson**) of the Hawaii swing earned exemptions into the Masters Tournament with their victories. The 2011 Masters was Wilson's first career start at the season's first major.

Five of the 26 rookies played all 72 holes at the Sony Open in Hawaii: **Chris Kirk** (tied for 30th), **Daniel Summerhays** (tied for 34th), **Nate Smith** (tied for 42nd), **Kevin Chappell** (tied for 42nd) and **Matt McQuillan** (tied for 54th). An additional 10 rookies made the cut, but did not finish as the field was cut to low 60 and ties for the 36 holes due to weather: **Joe Affrunti**, **Keegan Bradley**, **Joseph Bramlett**, **Fabian Gomez**, **Jim Herman**, **Ben Martin**, **Jim Renner**, **Alex Rocha**, **Kyle Stanley** and **Jhonattan Vegas**.

During the second round, **Shaun Micheel** carded the first hole-in-one of the 2011 season at the par-3 17th hole at Waialae Country Club, with a 6-iron. Micheel's last TOUR ace came at the 2002 B.C. Open.

Tournament Results

Pos	Player	Score				Total	FedExCup Points	Earnings
		Rnd1	Rnd2	Rnd3	Rnd4			
1	Mark Wilson	65	67	65	67	264/-16	500.00	990,000.00
T2	Tim Clark	68	68	66	64	266/-14	245.00	484,000.00
T2	Steve Marino	65	67	66	68	266/-14	245.00	484,000.00
4	Jimmy Walker	68	65	66	68	267/-13	135.00	264,000.00

Continued on next page

Pos	Player	Score				Total	FedExCup Points	Earnings
		Rnd1	Rnd2	Rnd3	Rnd4			
T5	Matt Bettencourt	68	65	68	67	268/-12	105.00	209,000.00
T5	Matt Kuchar	65	68	66	69	268/-12	105.00	209,000.00
T7	Shigeiki Maruyama	65	65	70	69	269/-11	87.50	177,375.00
T7	Roland Thatcher	67	65	68	69	269/-11	87.50	177,375.00
T9	Jerry Kelly	68	67	69	66	270/-10	72.50	143,000.00
T9	Davis Love III	68	66	67	69	270/-10	72.50	143,000.00
T9	Chris Riley	66	69	66	69	270/-10	72.50	143,000.00
T9	Steve Stricker	69	67	68	66	270/-10	72.50	143,000.00
T13	Chad Campbell	67	67	68	69	271/-9	55.28	94,285.72
T13	Anthony Kim	71	64	68	68	271/-9	55.28	94,285.72
T13	Rory Sabbatini	69	66	67	69	271/-9	55.28	94,285.72
T13	Stuart Appleby	64	66	69	72	271/-9	55.28	94,285.71
T13	Brian Gay	69	68	70	64	271/-9	55.28	94,285.71
T13	Tag Ridings	68	67	68	68	271/-9	55.28	94,285.71
T13	Justin Rose	65	68	68	70	271/-9	55.28	94,285.71
T20	Brendon de Jonge	68	67	66	71	272/-8	48.00	57,357.15
T20	Jeff Overton	67	68	68	69	272/-8	48.00	57,357.15
T20	Cameron Beckman	69	67	68	68	272/-8	48.00	57,357.14
T20	Jason Day	69	67	66	70	272/-8	48.00	57,357.14
T20	Kevin Na	67	67	69	69	272/-8	48.00	57,357.14
T20	Alex Prugh	70	67	66	69	272/-8	48.00	57,357.14
T20	John Senden	71	65	67	69	272/-8	48.00	57,357.14
T27	Fredrik Jacobson	68	66	69	70	273/-7	43.00	40,700.00
T27	Marc Leishman	65	69	73	66	273/-7	43.00	40,700.00
T27	Boo Weekley	68	66	69	70	273/-7	43.00	40,700.00
T30	Arjun Atwal	67	68	69	70	274/-6	39.50	34,925.00
T30	Chris DiMarco	67	67	71	69	274/-6	39.50	34,925.00
T30	Chris Kirk	68	67	70	69	274/-6	39.50	34,925.00
T30	John Merrick	69	67	72	66	274/-6	39.50	34,925.00
T34	Aaron Baddeley	73	64	70	68	275/-5	33.50	26,606.25
T34	Steven Bowditch	67	70	69	69	275/-5	33.50	26,606.25
T34	D.J. Brigrman	70	66	71	68	275/-5	33.50	26,606.25
T34	Jonathan Byrd	69	68	68	70	275/-5	33.50	26,606.25
T34	Colt Knost	68	69	68	70	275/-5	33.50	26,606.25
T34	Spencer Levin	70	67	71	67	275/-5	33.50	26,606.25
T34	Jarrod Lyle	68	65	71	71	275/-5	33.50	26,606.25
T34	Daniel Summerhays	71	64	70	70	275/-5	33.50	26,606.25
T42	Kevin Chappell	70	67	68	71	276/-4	27.50	19,800.00
T42	Ernie Els	70	65	67	74	276/-4	27.50	19,800.00
T42	Brandt Jobe	67	70	70	69	276/-4	27.50	19,800.00
T42	Nate Smith	65	68	69	74	276/-4	27.50	19,800.00
T46	Jason Bohn	68	69	72	68	277/-3	23.50	15,592.50
T46	WC Liang	66	70	70	71	277/-3	23.50	15,592.50
T46	Webb Simpson	68	69	68	72	277/-3	23.50	15,592.50
T46	Charlie Wi	68	68	70	71	277/-3	23.50	15,592.50
50	Michael Connell	65	69	68	76	278/-2	21.00	13,860.00
51	Billy Mayfair	67	70	70	72	279/-1	20.00	13,530.00
52	Ryan Palmer	68	69	70	73	280/E	19.00	13,200.00
53	Michael Sim	68	67	72	74	281/1	18.00	12,980.00
T54	Matt McQuillan	68	69	71	74	282/2	16.50	12,705.00
T54	Jesper Parnevik	70	66	73	73	282/2	16.50	12,705.00
56	Jason Dufner	69	67	72	79	287/7	15.00	12,540.00
T57	Alex Cejka	70	68			138/-2	9.00	11,880.00
T57	Fred Funk	69	69			138/-2	9.00	11,880.00
T57	Scott Gutschewski	67	71			138/-2	9.00	11,880.00
T57	Jim Herman	69	69			138/-2	9.00	11,880.00
T57	Zach Johnson	72	66			138/-2	9.00	11,880.00
T57	Kent Jones	67	71			138/-2	9.00	11,880.00
T57	Ben Martin	65	73			138/-2	9.00	11,880.00
T57	Rocco Mediate	70	68			138/-2	9.00	11,880.00
T57	Alexandre Rocha	68	70			138/-2	9.00	11,880.00
T57	Vijay Singh	70	68			138/-2	9.00	11,880.00
T57	Jhonattan Vegas	71	67			138/-2	9.00	11,880.00
T68	Joe Affrunti	73	66			139/-1	1.07	10,395.00
T68	Keegan Bradley	70	69			139/-1	1.07	10,395.00
T68	Joseph Bramlett	71	68			139/-1	1.07	10,395.00
T68	Steve Flesch	71	68			139/-1	1.07	10,395.00
T68	Fabian Gomez	70	69			139/-1	1.07	10,395.00
T68	David Hearn	71	68			139/-1	1.07	10,395.00
T68	Charles Howell III	68	71			139/-1	1.07	10,395.00
T68	Ryuji Imada	73	66			139/-1	1.07	10,395.00

Continued on next page

Pos	Player	Score				Total	FedExCup Points	Earnings
		Rnd1	Rnd2	Rnd3	Rnd4			
T68	Jeff Klauk	69	70			139/-1	1.07	10,395.00
T68	Michio Matsumura	70	69			139/-1		10,395.00
T68	Pat Perez	69	70			139/-1	1.07	10,395.00
T68	Jim Renner	69	70			139/-1	1.07	10,395.00
T68	Heath Slocum	69	70			139/-1	1.07	10,395.00
T68	Kyle Stanley	71	68			139/-1	1.07	10,395.00
T68	Marc Turnesa	71	68			139/-1	1.07	10,395.00
T68	Duffy Waldorf	69	70			139/-1	1.07	10,395.00

The following players failed to complete the tournament: **CUT** – Chad Collins, John Daly, Brian Davis, Justin Leonard, Troy Matteson, Zack Miller, Carl Pettersson, Peter Tomasulo, Bo Van Pelt, Blake Adams, Jim Furyk, Paul Goydos, Nathan Green, Matt Jones, Derek Lamely, Tim Petrovic, Johnson Wagner, Charles Warren, Robert Allenby, Tony Finau, Robert Garrigus, Tim Herron, Bio Kim, Jamie Lovemark, David Mathis, Troy Merritt, Shaun Micheel, Michael Putnam, Adam Scott, Scott Stallings, Dean Wilson, Shane Bertsch, Sunghoon Kang, Martin Piller, Shunsuke Sonoda, K.J. Choi, Joe Durant, David Duval, Bobby Gates, Tom Gillis, Hideki Matsuyama, Koumei Oda, Paul Stankowski, Josh Teater, D.J. Trahan, Cameron Tringale, Camilo Villegas, Gary Woodland, William McGirt, Tommy Gainey, Hunter Haas, Kevin Hayashi, Chris Baryla, Brendan Steele, David Saka, Michael Thompson, Doug LaBelle II, Jeff Maggert, Dave Eichelberger, Kevin Kisner ; **W/D** – Tadahiro Takayama ;

Tournament History

Year	Winner *-Playoff	Score	FedExCup Points	Runners Up	Score	Course	Location	Par Yardage
Sony Open in Hawaii								
2011	Mark Wilson	264/-16	500.00	Tim Clark Steve Marino	266	Waialae CC	Honolulu, HI	70/7,044
2010	Ryan Palmer	265/-15	500.00	Robert Allenby	266	Waialae CC	Honolulu, HI	70/7,044
2009	Zach Johnson	265/-15	500.00	Adam Scott David Toms	267	Waialae CC	Honolulu, HI	70/7,044
2008	K.J. Choi	266/-14	4, 500	Rory Sabbatini	269	Waialae CC	Honolulu, HI	70/7,044
2007	Paul Goydos	266/-14	4, 500	Luke Donald Charles Howell III	267	Waialae CC	Honolulu, HI	70/7,044
2006	David Toms	261/-19		Chad Campbell Rory Sabbatini	266	Waialae CC	Honolulu, HI	70/7,060
2005	Vijay Singh	269/-11		Ernie Els	270	Waialae CC	Honolulu, HI	70/7,060
2004	Ernie Els*	262/-18		Harrison Frazer	262	Waialae CC	Honolulu, HI	70/7,060
2003	Ernie Els*	264/-16		Aaron Baddeley	264	Waialae CC	Honolulu, HI	70/7,060
2002	Jerry Kelly	266/-14		John Cook	267	Waialae CC	Honolulu, HI	70/7,060
2001	Brad Faxon	260/-20		Tom Lehman	264	Waialae CC	Honolulu, HI	70/7,060
2000	Paul Azinger	261/-19		Stuart Appleby	268	Waialae CC	Honolulu, HI	70/7,012
1999	Jeff Sluman	271/- 9		Davis Love III Jeff Maggert Len Mattiace Chris Perry Tommy Tolles	273	Waialae CC	Honolulu, HI	70/7,012
United Airlines Hawaiian Open								
1998	John Huston	260/-28		Tom Watson	267	Waialae CC	Honolulu, HI	72/7,012
1997	Paul Stankowski*	271/-17		Jim Furyk Mike Reid	271	Waialae CC	Honolulu, HI	72/7,012
1996	Jim Furyk*	277/-11		Brad Faxon	277	Waialae CC	Honolulu, HI	72/6,975
1995	John Morse	269/-19		Tom Lehman Duffy Waldorf	272	Waialae CC	Honolulu, HI	72/6,975
1994	Brett Ogle	269/-19		Davis Love III	270	Waialae CC	Honolulu, HI	72/6,975
1993	Howard Twitty	269/-19		Joey Sindelar	273	Waialae CC	Honolulu, HI	72/6,975
1992	John Cook	265/-23		Paul Azinger	267	Waialae CC	Honolulu, HI	72/6,975
United Hawaiian Open								
1991	Lanny Wadkins	270/-18		John Cook	274	Waialae CC	Honolulu, HI	72/6,975
Hawaiian Open								
1990	David Ishii	279/- 9		Paul Azinger	280	Waialae CC	Honolulu, HI	72/6,975
1989	Gene Sauers	197/-19		David Ogrin	198	Waialae CC	Honolulu, HI	72/6,975
1988	Lanny Wadkins	271/-17		Richard Zokol	272	Waialae CC	Honolulu, HI	72/6,975
1987	Corey Pavin*	270/-18		Craig Stadler	270	Waialae CC	Honolulu, HI	72/6,975
1986	Corey Pavin	272/-16		Paul Azinger	274	Waialae CC	Honolulu, HI	72/6,975
1985	Mark O'Meara	267/-21		Craig Stadler	268	Waialae CC	Honolulu, HI	72/6,975
1984	Jack Renner*	271/-17		Wayne Levi	271	Waialae CC	Honolulu, HI	72/7,234
1983	Isao Aoki	268/-20		Jack Renner	269	Waialae CC	Honolulu, HI	72/7,284
1982	Wayne Levi	277/-11		Scott Simpson	278	Waialae CC	Honolulu, HI	72/7,234
1981	Hale Irwin	265/-23		Don January	271	Waialae CC	Honolulu, HI	72/7,234
1980	Andy Bean	266/-22		Lee Trevino	269	Waialae CC	Honolulu, HI	72/7,234

Continued on next page

Year	Winner *-Playoff	Score	FedExCup Points	Runners Up	Score	Course	Location	Par Yardage
1979	Hubert Green	267		Fuzzy Zoeller	270	Waialae CC	Honolulu, HI	72/7,234
1978	Hubert Green*	274		Billy Kratzert	274	Waialae CC	Honolulu, HI	72/7,234
1977	Bruce Lietzke	273		Don January	276	Waialae CC	Honolulu, HI	72/7,234
1976	Ben Crenshaw	270		Takashi Murakami Hale Irwin Larry Nelson	274	Waialae CC	Honolulu, HI	72/7,234
1975	Gary Groh	274		Al Geiberger	275	Waialae CC	Honolulu, HI	72/7,234
1974	Jack Nicklaus	271		Eddie Pearce	274	Waialae CC	Honolulu, HI	72/7,234
1973	John Schlee	273		Orville Moody	275	Waialae CC	Honolulu, HI	72/7,234
1972	Grier Jones*	274		Bob Murphy	274	Waialae CC	Honolulu, HI	72/7,234
1971	Tom Shaw	273		Miller Barber	274	Waialae CC	Honolulu, HI	72/7,234
1969	Bruce Crampton	274		Jack Nicklaus	278	Waialae CC	Honolulu, HI	72/7,234
1968	Lee Trevino	272		George Archer	274	Waialae CC	Honolulu, HI	72/7,234
1967	Dudley Wysong*	284		Billy Casper	284	Waialae CC	Honolulu, HI	72/7,234
1966	Ted Makalena	271		Gay Brewer Billy Casper	274	Waialae CC	Honolulu, HI	72/7,234
1965	Gay Brewer*	281		Bob Goalby	281	Waialae CC	Honolulu, HI	72/7,234



Bob Hope Classic



Winner: Jhonattan Vegas
 FedExCup Points: 500.00
 \$900,000.00
 64-67-67-66-69 333 (-27)

La Quinta, CA
January 19-23

FedExCup Points: 3,513

Purse: \$5,000,000

Course: PGA West (Palmer Course) | 36-36-72/ 6,950
 PGA West (Nicklaus Course) | 36-36-72/ 6,924
 La Quinta CC | 36-36-72/ 7,060
 Silver Rock | 36-36-72/ 7,403

Round 1	Round 2	Round 3	Round 4
Derek Lamely - 63 (-9)	Jhonattan Vegas - 131 (-13)	Jhonattan Vegas - 198 (-18)	Jhonattan Vegas - 264 (-24)
J.J. Henry - 64 (-8)	Boo Weekley - 131 (-13)	Gary Woodland - 198 (-18)	Gary Woodland - 264 (-24)
Jhonattan Vegas - 64 (-8)	Chris Couch - 132 (-12)	Greg Chalmers - 199 (-17)	Martin Laird - 266 (-22)
Ricky Barnes - 65 (-7)	Charles Howell III - 132 (-12)	Martin Laird - 200 (-16)	Keegan Bradley - 267 (-21)
Fredrik Jacobson - 65 (-7)	Keegan Bradley - 133 (-11)	Keegan Bradley - 201 (-15)	Bill Haas - 267 (-21)
Matt McQuillan - 65 (-7)	Brian Davis - 133 (-11)	Chris Couch - 201 (-15)	Chris Kirk - 267 (-21)
Kyle Stanley - 65 (-7)		Chris Kirk - 201 (-15)	Daniel Summerhays - 267 (-21)
Boo Weekley - 65 (-7)		Jeff Overton - 201 (-15)	
Gary Woodland - 65 (-7)			

Cut: 73 players at 10-under 278 made the 72-hole cut from a field of 128 professionals.

Weather: Wednesday: Mostly sunny, with a high temperature of 77. Winds light and variable. Thursday: Mostly sunny, with high temperatures in the mid-70s. NW winds at 20-25 mph to start the day and 5-10 mph in the afternoon. Friday: Mostly sunny, with high temperatures in the mid-70s. Winds light and variable. Saturday: Mostly sunny, with high temperatures in the mid-70s. Winds light and variable. Sunday: Mostly sunny, with a high temperature of 76. Winds NNW at 7-15 mph, gusting to 20 mph.

Tournament Record:

324 - Joe Durant (2001)

Current Course Record:

59 - PGA West (Palmer Course) - David Duval (1999)

62 - Silver Rock - Bubba Watson (2010)

61 - La Quinta CC - Lennie Clements (1994)

61 - PGA West (Nicklaus Course) - Charlie Wi (2009)

Rookie **Jhonattan Vegas** defeated **Gary Woodland** on the second playoff hole (No. 10) of the Bob Hope Classic with a par-4. Defending champion **Bill Haas** was eliminated on the first playoff hole (No. 18).

Jhonattan Vegas, the first PGA TOUR member from Venezuela, won in his second start as a PGA TOUR member and fifth career start on the TOUR. **Garrett Willis** (2001), **Ben Crenshaw** (1973) and **Robert Gamez** (1990) all won their first start as a PGA TOUR member. **Jim Benepe** won the 1988 Western Open in his first career start on the PGA TOUR.

Twenty-six-year-old **Jhonattan Vegas** became the first rookie to win in the 52-year history of the Bob Hope Classic and joins **Arnold Palmer** (1960) and **Charley Hoffman** (2007) as the only three players to win the Bob Hope Classic in their first starts at the event.

Bob Hope Classic champion **Jhonattan Vegas** is the seventh first-time winner of the event and the fourth in the last five years. The previous first-time winners were **Bill Rogers** (1978), **Craig Stadler** (1980), **Donnie Hammond** (1986), **Charley Hoffman** (2007), **Pat Perez** (2009) and **Bill Haas** (2010).

Jhonattan Vegas chalked up 32 birdies through the first 72 holes of the Bob

Hope Classic, two shy of the 90-hole PGA TOUR record held by **Steve Stricker** (34) at the 2009 Bob Hope Classic.

Lee Janzen had the only ace during the week, at the Palmer Course at SilverRock Resort. Janzen made a hole-in-one at the 190-yard, eighth hole at SilverRock using a 5-iron in the fourth round. It was his third TOUR ace and second at this tournament. The first came in 1998.

Prior to 2011, the last three-man playoff at the Bob Hope Classic was in 1989 when **Steve Jones** defeated **Sandy Lyle** and **Paul Azinger**.

Bill Haas, winner of the 2010 Bob Hope Classic, lost in a playoff in his attempt to join **Johnny Miller** (1975-76) as a winner of back-to-back Bob Hope Classics.

Through the 2011 tournament, **Bill Haas** has posted 20 consecutive rounds in the 60s in the event.

Derek Lamely's birdie-eagle streak of 7-under (Nos 2-7/B-B-B-B-E-B) in the first round at the Palmer Private Course at PGA West was the best on TOUR since **Brandt Snedeker** recorded an 8-under in 2007 on the North Course at Torrey Pines Golf Course at the Buick Invitational.

Tournament Results

Pos	Player	Score					Total	FedExCup Points	Earnings
		Rnd1	Rnd2	Rnd3	Rnd4	Rnd5			
1	Jhonattan Vegas	64	67	67	66	69	333/-27	500.00	900,000.00
T2	Bill Haas	69	68	68	62	66	333/-27	245.00	440,000.00
T2	Gary Woodland	65	69	64	66	69	333/-27	245.00	440,000.00
4	Ryan Palmer	67	71	65	67	64	334/-26	135.00	240,000.00
T5	Brian Gay	69	69	66	70	62	336/-24	105.00	190,000.00
T5	Kevin Na	69	67	68	65	67	336/-24	105.00	190,000.00
T7	Keegan Bradley	66	67	68	66	70	337/-23	82.50	150,625.00
T7	Chris Couch	67	65	69	70	66	337/-23	82.50	150,625.00
T7	Chris Kirk	69	68	64	66	70	337/-23	82.50	150,625.00
T7	Matt Kuchar	66	70	67	66	68	337/-23	82.50	150,625.00
T11	Greg Chalmers	67	67	65	69	70	338/-22	67.50	120,000.00
T11	Daniel Summerhays	69	66	68	64	71	338/-22	67.50	120,000.00
T13	Alex Cejka	69	67	67	68	68	339/-21	54.22	80,555.56
T13	Derek Lamely	63	73	72	64	67	339/-21	54.22	80,555.56
T13	Justin Leonard	69	71	64	68	67	339/-21	54.22	80,555.56
T13	Bill Lunde	74	64	67	68	66	339/-21	54.22	80,555.56
T13	Webb Simpson	68	69	67	68	67	339/-21	54.22	80,555.56
T13	Brian Davis	67	66	71	68	67	339/-21	54.22	80,555.56
T13	Charles Howell III	66	66	70	67	70	339/-21	54.22	80,555.55
T13	Jerry Kelly	67	68	67	68	69	339/-21	54.22	80,555.55
T13	Boo Weekley	65	66	72	66	70	339/-21	54.22	80,555.55
T22	Michael Bradley	68	69	67	67	69	340/-20	48.00	52,000.00
T22	Martin Laird	68	68	64	66	74	340/-20	48.00	52,000.00
T22	Dean Wilson	69	68	67	66	70	340/-20	48.00	52,000.00
T25	Brendon de Jonge	68	71	70	66	66	341/-19	44.50	39,875.00
T25	David Duval	68	67	69	68	69	341/-19	44.50	39,875.00
T25	Zack Miller	74	66	68	69	64	341/-19	44.50	39,875.00
T25	Vaughn Taylor	71	66	69	68	67	341/-19	44.50	39,875.00
T29	Jason Gore	70	68	65	70	69	342/-18	40.50	33,250.00
T29	Matt Jones	67	71	66	70	68	342/-18	40.50	33,250.00
T29	Shaun Micheel	66	72	68	65	71	342/-18	40.50	33,250.00
T29	Kyle Stanley	65	71	68	71	67	342/-18	40.50	33,250.00
T33	Stephen Ames	69	68	68	68	70	343/-17	34.00	24,777.78
T33	Mark Calcavecchia	69	69	69	68	68	343/-17	34.00	24,777.78
T33	Jason Dufner	68	72	69	67	67	343/-17	34.00	24,777.78
T33	Steve Elkington	68	69	67	69	70	343/-17	34.00	24,777.78
T33	Bryce Molder	68	76	67	65	67	343/-17	34.00	24,777.78
T33	Kevin Streelman	69	67	70	70	67	343/-17	34.00	24,777.78
T33	David Toms	70	73	66	66	68	343/-17	34.00	24,777.78
T33	Ryuji Imada	66	71	68	66	72	343/-17	34.00	24,777.77
T33	Fredrik Jacobson	65	70	70	72	66	343/-17	34.00	24,777.77
T42	Matt Bettencourt	69	74	66	68	67	344/-16	26.50	17,000.00
T42	Kris Blanks	66	71	67	71	69	344/-16	26.50	17,000.00
T42	Paul Goydos	68	72	67	66	71	344/-16	26.50	17,000.00
T42	Tim Petrovic	67	69	69	69	70	344/-16	26.50	17,000.00
T42	D.A. Points	67	70	69	69	69	344/-16	26.50	17,000.00
T42	Kevin Sutherland	68	69	68	68	71	344/-16	26.50	17,000.00
T48	Blake Adams	70	69	69	66	71	345/-15	20.50	12,566.67
T48	Kevin Chappell	68	69	68	69	71	345/-15	20.50	12,566.67
T48	J.J. Henry	64	74	71	67	69	345/-15	20.50	12,566.67
T48	Peter Tomasulo	66	68	71	68	72	345/-15	20.50	12,566.67
T48	Chad Campbell	69	72	70	67	67	345/-15	20.50	12,566.66
T48	Spencer Levin	69	74	70	65	67	345/-15	20.50	12,566.66
T54	Chad Collins	66	72	70	68	70	346/-14	14.00	11,300.00
T54	Harrison Frazar	68	68	68	70	72	346/-14	14.00	11,300.00
T54	Brandt Jobe	68	69	71	66	72	346/-14	14.00	11,300.00
T54	Colt Knost	70	73	64	70	69	346/-14	14.00	11,300.00
T54	Jeff Overton	69	65	67	72	73	346/-14	14.00	11,300.00
T54	Jesper Parnevik	73	70	65	70	68	346/-14	14.00	11,300.00
T54	Pat Perez	69	69	68	71	69	346/-14	14.00	11,300.00
T61	Fabian Gomez	67	77	66	67	70	347/-13	8.00	10,700.00
T61	Kenny Perry	67	69	71	69	71	347/-13	8.00	10,700.00
T61	Kevin Stadler	72	68	66	66	75	347/-13	8.00	10,700.00
T61	D.J. Trahan	71	68	65	69	74	347/-13	8.00	10,700.00
T61	Mark Wilson	69	73	70	64	71	347/-13	8.00	10,700.00
T66	Jarrod Lyle	70	72	68	68	70	348/-12	4.50	10,350.00
T66	Steve Marino	68	71	66	71	72	348/-12	4.50	10,350.00
T68	Michael Putnam	69	68	71	69	72	349/-11	2.00	10,100.00
T68	Chris Stroud	70	68	73	66	72	349/-11	2.00	10,100.00
T68	Cameron Tringale	67	67	71	70	74	349/-11	2.00	10,100.00
71	Scott McCarron	70	70	66	66	78	350/-10	.98	9,900.00

Continued on next page

Pos	Player	Score					Total	FedExCup Points	Earnings
		Rnd1	Rnd2	Rnd3	Rnd4	Rnd5			
T72	Hunter Haas	67	69	73	68	74	351/-9	.95	9,750.00
T72	John Rollins	74	71	65	66	75	351/-9	.95	9,750.00

The following players failed to complete the tournament: **CUT** – Chris Baryla, Bobby Gates, Nathan Green, Jeff Klauk, David Mathis, Billy Mayfair, William McGirt, Brandt Snedeker, Bo Van Pelt, Jeff Maggert, Scott Stallings, Brendan Steele, Roland Thatcher, Chris DiMarco, Bubba Watson, Steve Flesch, Charley Hoffman, Joe Ogilvie, Rory Sabbatini, Nate Smith, Paul Stankowski, Stewart Cink, Joe Durant, Lee Janzen, Troy Matteson, Marc Turnesa, Ben Martin, Chez Reavie, Sam Saunders, John Senden, Heath Slocum, Josh Teater, Bio Kim, Kevin Kisner, Alex Prugh, Tag Ridings, Nick O'Hern, Martin Piller, Cameron Beckman, Brad Faxon, Tommy Gainey, J.P. Hayes, Jamie Lovemark, Billy Horschel, Mike Weir, Matt McQuillan, Rod Pampling, Garrett Willis, Steve Jones, Rich Beem, Chris Starkjohann ; **W/D** – Mark Brooks, Ricky Barnes, Scott Verplank, Ryan Moore ;

Tournament History

Year	Winner *-Playoff	Score	FedExCup Points	Runners Up	Score	Course	Location	Par Yardage
Bob Hope Classic								
2011	Jhonattan Vegas*	333/-27	500.00	Bill Haas Gary Woodland	333	PGA West (Palmer Course) PGA West (Nicklaus Course) La Quinta CC Silver Rock	La Quinta, CA La Quinta, CA La Quinta, CA La Quinta, CA	72/6,950 72/6,924 72/7,060 72/7,403
2010	Bill Haas	330/-30	500.00	Tim Clark Matt Kuchar Bubba Watson	331	PGA West (Palmer Course) PGA West (Nicklaus Course) La Quinta CC Silver Rock	La Quinta, CA La Quinta, CA La Quinta, CA La Quinta, CA	72/6,950 72/6,890 72/7,060 72/7,403
The 50th Bob Hope Classic hosted by Arnold Palmer								
2009	Pat Perez	327/-33	500.00	John Merrick	330	PGA West (Palmer Course) PGA West (Nicklaus Course) Bermuda Dunes CC Silver Rock	La Quinta, CA La Quinta, CA Bermuda Dunes, CA La Quinta, CA	72/6,930 72/6,924 72/7,017 72/7,403
Bob Hope Chrysler Classic								
2008	D.J. Trahan	334/-26	4, 500	Justin Leonard	337	The Classic Club PGA West (Palmer Course) La Quinta CC Silver Rock	Palm Desert, CA La Quinta, CA La Quinta, CA La Quinta, CA	72/7,305 72/6,930 72/7,060 72/7,403
2007	Charley Hoffman*	343/-17	4, 500	John Rollins	343	The Classic Club PGA West (Palmer Course) La Quinta CC Bermuda Dunes CC	Palm Desert, CA La Quinta, CA La Quinta, CA Bermuda Dunes, CA	72/7,305 72/6,930 72/7,060 72/7,017
2006	Chad Campbell	335/-25		Jesper Parnevik Scott Verplank	338	The Classic Club PGA West (Palmer Course) La Quinta CC Bermuda Dunes CC	Palm Desert, CA La Quinta, CA La Quinta, CA Bermuda Dunes, CA	72/7,305 72/6,930 72/7,060 72/6,962
2005	Justin Leonard	332/-28		Tim Clark Joe Ogilvie	335	PGA West (Palmer Course) Tamarisk CC La Quinta CC Bermuda Dunes CC	La Quinta, CA Rancho Mirage, CA La Quinta, CA Bermuda Dunes, CA	72/6,930 72/7,003 72/7,060 72/6,962
2004	Phil Mickelson*	330/-30		Skip Kendall	330	PGA West (Palmer Course) Indian Wells CC La Quinta CC Bermuda Dunes CC	La Quinta, CA Indian Wells, CA La Quinta, CA Bermuda Dunes, CA	72/6,930 72/6,478 72/7,060 72/6,962
2003	Mike Weir	330/-30		Jay Haas	332	PGA West (Palmer Course) Indian Wells CC La Quinta CC Bermuda Dunes CC	La Quinta, CA Indian Wells, CA La Quinta, CA Bermuda Dunes, CA	72/6,930 72/6,478 72/7,060 72/6,927
2002	Phil Mickelson*	330/-30		David Berganio Jr.	330	PGA West (Palmer Course) Indian Wells CC Bermuda Dunes CC Tamarisk CC	La Quinta, CA Indian Wells, CA Bermuda Dunes, CA Rancho Mirage, CA	72/6,950 72/6,478 72/6,927 72/6,881
2001	Joe Durant	324/-36		Paul Stankowski	328	PGA West (Palmer Course) Indian Wells CC Bermuda Dunes CC La Quinta CC	La Quinta, CA Indian Wells, CA Bermuda Dunes, CA La Quinta, CA	72/6,950 72/6,478 72/6,927 72/7,060
2000	Jesper Parnevik	331/-27		Rory Sabbatini	332	PGA West (Palmer Course) Indian Wells CC Bermuda Dunes CC La Quinta CC	La Quinta, CA Indian Wells, CA Bermuda Dunes, CA La Quinta, CA	72/6,950 72/6,478 71/6,829 72/7,060
1999	David Duval	334/-26		Steve Pate	335	PGA West (Palmer Course) Indian Wells CC	La Quinta, CA Indian Wells, CA	72/6,950 72/6,478

Continued on next page

Year	Winner *-Playoff	Score	FedExCup Points	Runners Up	Score	Course	Location	Par Yardage
1998	Fred Couples*	332/-28		Bruce Lietzke	332	Bermuda Dunes CC	Bermuda Dunes, CA	72/6,927
						Tamarisk CC	Rancho Mirage, CA	72/6,881
						Bermuda Dunes CC	Bermuda Dunes, CA	72/6,927
						Indian Wells CC	Indian Wells, CA	72/6,478
1997	John Cook	327/-33		Mark Calcavecchia	328	PGA West (Palmer Course)	La Quinta, CA	72/6,928
						La Quinta CC	La Quinta, CA	72/6,901
						Bermuda Dunes CC	Bermuda Dunes, CA	72/6,927
						Indian Wells CC	Indian Wells, CA	72/6,478
1996	Mark Brooks	337/-23		John Huston	338	Indian Ridge CC	Palm Dessert, CA	72/7,037
						La Quinta CC	La Quinta, CA	72/6,901
						Bermuda Dunes CC	Bermuda Dunes, CA	72/6,927
						Indian Wells CC	Indian Wells, CA	72/6,478
1995	Kenny Perry	335/-25		David Duval	336	Tamarisk CC	Rancho Mirage, CA	72/6,881
						Bermuda Dunes CC	Bermuda Dunes, CA	72/6,927
						Indian Wells CC	Indian Wells, CA	72/6,478
						Indian Ridge CC	Palm Dessert, CA	72/7,037
1994	Scott Hoch	334/-26		Lennie Clements Jim Gallagher Jr. Fuzzy Zoeller	337	La Quinta CC	La Quinta, CA	72/6,901
						Indian Wells CC	Indian Wells, CA	72/6,478
						Bermuda Dunes CC	Bermuda Dunes, CA	72/6,927
						PGA West (Palmer Course)	La Quinta, CA	72/6,901
1993	Tom Kite	325/-35		Rick Fehr	331	La Quinta CC	La Quinta, CA	72/6,852
						Indian Wells CC	Indian Wells, CA	72/6,478
						Bermuda Dunes CC	Bermuda Dunes, CA	72/6,927
						PGA West (Palmer Course)	La Quinta, CA	72/6,901
1992	John Cook*	336/-24		Rick Fehr Tom Kite Mark O'Meara Gene Sauers	336	Tamarisk CC	Rancho Mirage, CA	72/6,881
						Indian Wells CC	Indian Wells, CA	72/6,478
						Bermuda Dunes CC	Bermuda Dunes, CA	72/6,927
						La Quinta CC	La Quinta, CA	72/6,852
1991	Corey Pavin*	331/-29		Mark O'Meara	331	PGA West (Palmer Course)	La Quinta, CA	72/6,904
						Indian Wells CC	Indian Wells, CA	72/6,478
						Bermuda Dunes CC	Bermuda Dunes, CA	72/6,927
						La Quinta CC	La Quinta, CA	72/6,852
1990	Peter Jacobsen	339/-21		Scott Simpson Brian Tennyson	340	PGA West (Palmer Course)	La Quinta, CA	72/6,931
						Indian Wells CC	Indian Wells, CA	72/6,478
						Bermuda Dunes CC	Bermuda Dunes, CA	72/6,927
						Tamarisk CC	Rancho Mirage, CA	72/6,859
1989	Steve Jones*	343/-17		Paul Azinger Sandy Lyle	343	PGA West (Palmer Course)	La Quinta, CA	72/6,931
						Indian Wells CC	Indian Wells, CA	72/6,478
						Bermuda Dunes CC	Bermuda Dunes, CA	72/6,927
						PGA West (Palmer Course)	La Quinta, CA	72/6,924
1988	Jay Haas	338/-22		David Edwards	340	Eldorado CC	Palm Springs, CA	72/6,708
						Indian Wells CC	Indian Wells, CA	72/6,478
						Bermuda Dunes CC	Bermuda Dunes, CA	72/6,927
						La Quinta CC	La Quinta, CA	72/6,911
1987	Corey Pavin	341/-19		Bernhard Langer	342	PGA West (Palmer Course)	La Quinta, CA	72/6,924
						Indian Wells CC	Indian Wells, CA	72/6,478
						Bermuda Dunes CC	Bermuda Dunes, CA	72/6,837
						PGA West (Stadium Course)	La Quinta, CA	72/7,114
1986	Donnie Hammond*	335/-25		John Cook	335	Tamarisk CC	Rancho Mirage, CA	72/6,869
						Indian Wells CC	Indian Wells, CA	72/6,478
						Bermuda Dunes CC	Bermuda Dunes, CA	72/6,837
						La Quinta CC	La Quinta, CA	72/6,911
Bob Hope Classic	1985	Lanny Wadkins*	333/-27	Craig Stadler	333	Eldorado CC	Palm Springs, CA	72/6,708
						Indian Wells CC	Indian Wells, CA	72/6,478
						Bermuda Dunes CC	Bermuda Dunes, CA	72/6,837
						La Quinta CC	La Quinta, CA	72/6,911
1984	John Mahaffey*	340/-20		Jim Simons	340	Tamarisk CC	Rancho Mirage, CA	72/6,869
						Indian Wells CC	Indian Wells, CA	72/6,478
						Bermuda Dunes CC	Bermuda Dunes, CA	72/6,837
						La Quinta CC	La Quinta, CA	72/6,911
Bob Hope Desert Classic	1983	Keith Fergus*	335/-25	Rex Caldwell	335	Eldorado CC	Palm Springs, CA	72/6,708
						Indian Wells CC	Indian Wells, CA	72/6,478
						Bermuda Dunes CC	Bermuda Dunes, CA	72/6,837
						La Quinta CC	La Quinta, CA	72/6,911
1982	Ed Fiori*	335/-25		Tom Kite	335	Tamarisk CC	Rancho Mirage, CA	72/6,869
						Indian Wells CC	Indian Wells, CA	72/6,478
						Bermuda Dunes CC	Bermuda Dunes, CA	72/6,837
						Eldorado CC	Palm Springs, CA	72/6,708

Continued on next page

Year	Winner *-Playoff	Score	FedExCup Points	Runners Up	Score	Course	Location	Par Yardage
1981	Bruce Lietzke	335/-25		Jerry Pate	337	La Quinta CC Bermuda Dunes CC Indian Wells CC La Quinta CC Tamarisk CC	La Quinta, CA Bermuda Dunes, CA Indian Wells, CA La Quinta, CA Rancho Mirage, CA	72/6,911 72/6,837 72/6,478 72/6,911 72/6,869
1980	Craig Stadler	343/-17		Tom Purtzer Mike Sullivan	345	La Quinta CC Bermuda Dunes CC Eldorado CC Indian Wells CC	La Quinta, CA Bermuda Dunes, CA Palm Springs, CA Indian Wells, CA	72/6,911 72/6,837 72/6,708 72/6,478
1979	John Mahaffey	343		Lee Trevino	344	Bermuda Dunes CC Indian Wells CC Tamarisk CC La Quinta CC	Bermuda Dunes, CA Indian Wells, CA Rancho Mirage, CA La Quinta, CA	72/6,837 72/6,478 72/6,478 72/6,911
1978	Bill Rogers	339		Jerry McGee	341	Bermuda Dunes CC Indian Wells CC Eldorado CC La Quinta CC	Bermuda Dunes, CA Indian Wells, CA Palm Springs, CA La Quinta, CA	72/6,837 72/6,478 72/6,708 72/6,911
1977	Rik Massengale	337		Bruce Lietzke	343	Bermuda Dunes CC Indian Wells CC Tamarisk CC La Quinta CC	Bermuda Dunes, CA Indian Wells, CA Rancho Mirage, CA La Quinta, CA	72/6,837 72/6,478 72/6,869 72/6,911
1976	Johnny Miller	344		Rik Massengale	347	Bermuda Dunes CC Indian Wells CC Eldorado CC La Quinta CC	Bermuda Dunes, CA Indian Wells, CA Palm Springs, CA La Quinta, CA	72/6,837 72/6,478 72/6,708 72/6,911
1975	Johnny Miller	339		Bob Murphy	342	Bermuda Dunes CC Indian Wells CC Tamarisk CC La Quinta CC	Bermuda Dunes, CA Indian Wells, CA Rancho Mirage, CA La Quinta, CA	72/6,837 72/6,478 72/6,869 72/6,911
1974	Hubert Green	341		Bert Yancey	343	Bermuda Dunes CC Indian Wells CC Eldorado CC La Quinta CC	Bermuda Dunes, CA Indian Wells, CA Palm Springs, CA La Quinta, CA	72/6,837 72/6,478 72/6,708 72/6,911
1973	Arnold Palmer	343		Johnny Miller Jack Nicklaus	345	Bermuda Dunes CC Indian Wells CC Tamarisk CC La Quinta CC	Bermuda Dunes, CA Indian Wells, CA Rancho Mirage, CA La Quinta, CA	72/6,837 72/6,478 72/6,869 72/6,911
1972	Bob Rosburg	344		Lanny Wadkins	345	Bermuda Dunes CC Indian Wells CC Eldorado CC La Quinta CC	Bermuda Dunes, CA Indian Wells, CA Palm Springs, CA La Quinta, CA	72/6,837 72/6,478 72/6,708 72/6,911
1971	Arnold Palmer*	342		Raymond Floyd	342	Bermuda Dunes CC Indian Wells CC Tamarisk CC La Quinta CC	Bermuda Dunes, CA Indian Wells, CA Rancho Mirage, CA La Quinta, CA	72/6,837 72/6,478 72/6,869 72/6,911
1970	Bruce Devlin	339		Larry Ziegler	343	Bermuda Dunes CC Indian Wells CC Eldorado CC La Quinta CC	Bermuda Dunes, CA Indian Wells, CA Palm Springs, CA La Quinta, CA	72/6,837 72/6,478 72/6,708 72/6,911
1969	Billy Casper	345		Dave Hill	348	Bermuda Dunes CC Indian Wells CC Tamarisk CC La Quinta CC	Bermuda Dunes, CA Indian Wells, CA Rancho Mirage, CA La Quinta, CA	72/6,837 72/6,478 72/6,869 72/6,911
1968	Arnold Palmer*	348		Deane Beman	348	Bermuda Dunes CC Indian Wells CC Eldorado CC La Quinta CC	Bermuda Dunes, CA Indian Wells, CA Palm Springs, CA La Quinta, CA	72/6,837 72/6,478 72/6,708 72/6,911
1967	Tom Nieporte	349		Doug Sanders	350	Bermuda Dunes CC Indian Wells CC Eldorado CC La Quinta CC	Bermuda Dunes, CA Indian Wells, CA Palm Springs, CA La Quinta, CA	72/6,837 72/6,478 72/6,708 72/6,911
1966	Doug Sanders*	349		Arnold Palmer	349	Bermuda Dunes CC Indian Wells CC Eldorado CC La Quinta CC	Bermuda Dunes, CA Indian Wells, CA Palm Springs, CA La Quinta, CA	72/6,837 72/6,478 72/6,708 72/6,911
1965	Billy Casper	348		Tommy Aaron Arnold Palmer	349	Bermuda Dunes CC Indian Wells CC Eldorado CC La Quinta CC	Bermuda Dunes, CA Indian Wells, CA Palm Springs, CA La Quinta, CA	72/6,837 72/6,478 72/6,708 72/6,911
Palm Springs Golf Classic								
1964	Tommy Jacobs*	353		Jimmy Demaret	353	Bermuda Dunes CC	Bermuda Dunes, CA	72/6,837

Continued on next page

Year	Winner *_Playoff	Score	FedExCup Points	Runners Up	Score	Course	Location	Par Yardage
1963	Jack Nicklaus*	345		Gary Player	345	Indian Wells CC	Indian Wells, CA	72/6,478
						Eldorado CC	Palm Springs, CA	72/6,708
						La Quinta CC	La Quinta, CA	72/6,911
						Bermuda Dunes CC	Bermuda Dunes, CA	72/6,837
1962	Arnold Palmer	342		Jay Hebert Gene Littler	345	Indian Wells CC	Indian Wells, CA	72/6,478
						Tamarisk CC	Rancho Mirage, CA	72/6,869
						La Quinta CC	La Quinta, CA	72/6,911
						Bermuda Dunes CC	Bermuda Dunes, CA	72/6,837
1961	Billy Maxwell	345		Doug Sanders	347	Indian Wells CC	Indian Wells, CA	72/6,478
						Tamarisk CC	Rancho Mirage, CA	72/6,869
						Thunderbird CC	Rancho Mirage, CA	N/A
						Eldorado CC	Palm Springs, CA	72/6,708
Palm Springs Desert Golf Classic								
1960	Arnold Palmer	338		Fred Hawkins	341	Bermuda Dunes CC	Bermuda Dunes, CA	72/6,837
						Indian Wells CC	Indian Wells, CA	72/6,478
						Tamarisk CC	Rancho Mirage, CA	72/6,869
						Thunderbird CC	Rancho Mirage, CA	N/A



Farmers Insurance Open



Winner: Bubba Watson
 FedExCup Points: 500.00
 \$1,044,000.00
 71-65-69-67 272 (-16)

La Jolla, CA
 January 27-30

FedExCup Points: 3,513

Purse: \$5,800,000

Course: Torrey Pines (South Course) | 36-36-72/ 7,698
 Torrey Pines (North Course) | 36-36-72/ 7,067

Round 1	Round 2	Round 3
Sunghoon Kang - 64 (-8)	Bill Haas - 133 (-11)	Bill Haas - 204 (-12)
Rickie Fowler - 65 (-7)	Anthony Kim - 135 (-9)	Phil Mickelson - 204 (-12)
Alex Prugh - 65 (-7)	Ben Crane - 136 (-8)	Hunter Mahan - 205 (-11)
Chris Kirk - 66 (-6)	John Daly - 136 (-8)	Bubba Watson - 205 (-11)
Keegan Bradley - 67 (-5)	Rickie Fowler - 136 (-8)	Anthony Kim - 206 (-10)
John Daly - 67 (-5)	Fredrik Jacobson - 136 (-8)	
Fabian Gomez - 67 (-5)	Hunter Mahan - 136 (-8)	
Bill Haas - 67 (-5)	Phil Mickelson - 136 (-8)	
Ryuji Imada - 67 (-5)	Bubba Watson - 136 (-8)	
Fredrik Jacobson - 67 (-5)		
Brandt Jobe - 67 (-5)		
Marc Leishman - 67 (-5)		
Phil Mickelson - 67 (-5)		
Y.E. Yang - 67 (-5)		
Bubba Watson - 71 (-1)		

Cut: 78 professionals and one amateur from a field of 154 professionals and two amateurs.

Weather: Thursday: Sunny, with a high temperature of 74 . Winds at 6-12 mph. Friday: Sunny, with a high of 70 . Winds at 8-12 mph. Saturday: Mostly sunny and cooler, with a high of 65. Winds SW at 5-10 mph. Sunday: Mostly cloudy, with a high of 60 and late-afternoon showers. Winds SW at 8-15.

Tournament Record:

266 - Tiger Woods (1999), George Burns (1987)

Current Course Record:

62 - Torrey Pines (South Course) - Tiger Woods (1999)

61 - Torrey Pines (North Course) - Brandt Snedeker (2007), Mark Brooks (1990)

The 2011 Farmers Insurance Open champion **Bubba Watson** joined **Phil Mickelson** as the only lefthanders to win the Farmers Insurance Open. Watson is only the fifth lefty to record multiple wins on TOUR. Mickelson (39), **Mike Weir** (eight), **Bob Charles** (six) and **Steve Flesch** (four).

Left-handers **Bubba Watson** and **Phil Mickelson** finished 1-2 at Farmers Insurance Open. The last time two left-handed players finished 1-2 at a PGA TOUR event was the 2005 AT&T Pebble Beach National Pro-Am, where Mickelson won by four shots over **Mike Weir**.

En route to victory at the Farmers Insurance Open, **Bubba Watson** was 13-under on the par-5s and led the field in Greens in Regulation (59 of 72/81.9 percent) and Driving Distance (316.6-yard average).

Jhonattan Vegas, who tied for third, became the first rookie to lead the FedExCup at any point of a season since its inception in 2007.

Farmers Insurance Open runner-up **Phil Mickelson** has eight top-five finishes at Torrey Pines, including victories in 1993, 2000 and 2001.

Thanks to eight birdies in a nine-hole stretch, **Nick Watney's** 28 on the back nine on the South Course became the best nine-hole total in tournament history. **Dennis Paulson** (1999) and **Brian Henninger** (1998) each recorded 29s on the back nine.

Jhonattan Vegas and **Phil Mickelson** are the first two players since 2001 to record all four rounds in the 60s at the Farmers Insurance Open. Dating to 1997 (14 tournaments), only six other players have performed the feat, with two coming in 1999 (**Billy Ray Brown** and **Bill Glasson**) and four in 2001 (**Frank Lickliter II**, **Mike Weir**, **Jay Don Blake** and **Shigeki Maruyama**).

The Farmers Insurance Open has not produced a first-time TOUR winner since **Jay Don Blake** in 1991.

There has never been a rookie winner at the Farmers Insurance Open. **Gene Littler** won the event as an amateur in 1954.

An amateur has made the cut at the Farmers Insurance Open four of the last five years: **Jamie Lovemark** (tied for 39th in 2007, tied for 60th in 2008), **Gregor Main** (70th in 2009) and **Anthony Paolucci** (tied for 29th in 2011).

Tiger Woods (69-69-74-75) shot his first back-to-back rounds in the 70s at the Farmers Insurance Open, a span of 47 rounds. His tie for 44th marked his first finish outside the top-10 at the event in 12 career starts.

Humana Challenge champion **Jhonattan Vegas** (tied for third) came up short at the Farmers Insurance Open in his bid to become the first player since **David Duval** (1997) to win his first two events back to back. Duval won three consecutive starts to end the 1997 season, the Michelob Championship at Kingsmill, Walt Disney World/Oldsmobile Classic and the TOUR Championship by Coca-Cola.

Bill Haas, the co-leader with **Phil Mickelson** through 54 holes at the 2011 Farmers Insurance Open, tied for ninth for his fifth consecutive top-10 dating to his victory at the 2010 Viking Classic.

Farmers Insurance rewarded school spirit during the third round of the Farmers Insurance Open, encouraging fans and TOUR players to wear their university colors in support of Farmers new "University of Farmers" advertising campaign. Farmers awarded more than \$30,000 to the college golf programs of the three players posting the best third-round, 18-hole scores. **D.A. Points** (University of Illinois) and **Phil Mickelson** (Arizona State) carded 4-under 68s and each earned \$12,500 for their respective schools. Six players carded 3-under 69s: **Greg Chalmers** (Golf Coaches Association of America), **Tom Gillis** (Oakland Community College), **Spencer Levin** (University of New Mexico), **Hunter Mahan** (Oklahoma State University), **Jhonattan Vegas** (University of Texas) and **Bubba Watson** (University of Georgia).

Tournament Results

Pos	Player	Score				Total	FedExCup Points	Earnings
		Rnd1	Rnd2	Rnd3	Rnd4			
1	Bubba Watson	71	65	69	67	272/-16	500.00	1,044,000.00
2	Phil Mickelson	67	69	68	69	273/-15	300.00	626,400.00
T3	Dustin Johnson	69	69	71	66	275/-13	162.50	336,400.00
T3	Jhonattan Vegas	69	69	69	68	275/-13	162.50	336,400.00
5	D.A. Points	73	68	68	67	276/-12	110.00	232,000.00
T6	Anthony Kim	68	67	71	72	278/-10	91.66	194,300.00
T6	Hunter Mahan	69	67	69	73	278/-10	91.66	194,300.00
T6	Nick Watney	70	73	72	63	278/-10	91.66	194,300.00
T9	Bill Haas	67	66	71	75	279/-9	72.50	150,800.00
T9	Marc Leishman	67	72	71	69	279/-9	72.50	150,800.00
T9	Troy Matteson	74	68	70	67	279/-9	72.50	150,800.00
T9	Brandt Snedeker	70	69	70	70	279/-9	72.50	150,800.00
13	Billy Mayfair	70	69	71	70	280/-8	60.00	121,800.00
T14	Ben Crane	70	66	74	71	281/-7	56.00	104,400.00
T14	Charles Howell III	71	68	73	69	281/-7	56.00	104,400.00
T14	Kevin Sutherland	69	69	71	72	281/-7	56.00	104,400.00
T17	David Duval	70	70	71	71	282/-6	53.00	87,000.00
T17	Tom Gillis	72	70	69	71	282/-6	53.00	87,000.00
T17	Brendan Steele	70	68	74	70	282/-6	53.00	87,000.00
T20	Joe Durant	72	69	71	71	283/-5	49.00	65,192.00
T20	Rickie Fowler	65	71	73	74	283/-5	49.00	65,192.00
T20	Spencer Levin	71	71	69	72	283/-5	49.00	65,192.00
T20	Pat Perez	69	70	72	72	283/-5	49.00	65,192.00
T20	Vijay Singh	72	71	71	69	283/-5	49.00	65,192.00
T25	Keegan Bradley	67	74	70	73	284/-4	44.50	46,255.00
T25	Fredrik Jacobson	67	69	73	75	284/-4	44.50	46,255.00
T25	Ben Martin	68	72	73	71	284/-4	44.50	46,255.00
T25	Justin Rose	72	70	72	70	284/-4	44.50	46,255.00
T29	Blake Adams	71	68	71	75	285/-3	37.00	33,814.00
T29	K.J. Choi	72	69	74	70	285/-3	37.00	33,814.00
T29	Chris Couch	70	71	74	70	285/-3	37.00	33,814.00
T29	Tim Herron	74	68	70	73	285/-3	37.00	33,814.00
T29	Brandt Jobe	67	73	72	73	285/-3	37.00	33,814.00
T29	Bill Lunde	71	71	71	72	285/-3	37.00	33,814.00
T29	Zack Miller	69	71	72	73	285/-3	37.00	33,814.00
T29	Paul Stankowski	68	74	70	73	285/-3	37.00	33,814.00
T29	Jimmy Walker	71	69	71	74	285/-3	37.00	33,814.00
T29	Garrett Willis	73	70	73	69	285/-3	37.00	33,814.00
T29	Anthony Paolucci - a	70	71	72	72	285/-3		
T40	D.J. Brigman	72	70	71	73	286/-2	29.50	24,360.00
T40	Scott Gutschewski	72	69	72	73	286/-2	29.50	24,360.00
T40	Richard S Johnson	73	67	72	74	286/-2	29.50	24,360.00
T40	Martin Piller	70	71	74	71	286/-2	29.50	24,360.00
T44	Brian Davis	69	68	75	75	287/-1	24.00	18,096.00
T44	Hunter Haas	70	70	73	74	287/-1	24.00	18,096.00
T44	Chris Kirk	66	71	77	73	287/-1	24.00	18,096.00
T44	Rory Sabbatini	68	73	75	71	287/-1	24.00	18,096.00
T44	Camilo Villegas	69	70	75	73	287/-1	24.00	18,096.00
T44	Tiger Woods	69	69	74	75	287/-1	24.00	18,096.00
T44	Y.E. Yang	67	73	71	76	287/-1	24.00	18,096.00
T51	Stuart Appleby	72	71	71	74	288/E	17.00	13,787.43
T51	Stewart Cink	70	70	74	74	288/E	17.00	13,787.43
T51	Lucas Glover	70	70	72	76	288/E	17.00	13,787.43
T51	Matt Jones	68	72	75	73	288/E	17.00	13,787.43
T51	David Mathis	68	73	74	73	288/E	17.00	13,787.43
T51	Kyle Stanley	68	72	72	76	288/E	17.00	13,787.43
T51	Sunghoon Kang	64	76	78	70	288/E	17.00	13,787.42
T58	Jamie Lovemark	69	70	75	75	289/1	11.00	12,876.00
T58	Jarrod Lyle	71	72	75	71	289/1	11.00	12,876.00
T58	Chez Reavie	74	69	73	73	289/1	11.00	12,876.00
T58	Charlie Wi	71	72	71	75	289/1	11.00	12,876.00
T58	Gary Woodland	71	69	76	73	289/1	11.00	12,876.00
T63	J.B. Holmes	72	67	75	76	290/2	7.50	12,470.00
T63	Josh Teater	72	67	79	72	290/2	7.50	12,470.00
T65	John Daly	67	69	76	79	291/3	3.50	12,006.00
T65	Bobby Gates	70	69	74	78	291/3	3.50	12,006.00
T65	Fabian Gomez	67	74	74	76	291/3	3.50	12,006.00
T65	J.J. Henry	72	71	72	76	291/3	3.50	12,006.00
T65	Tag Ridings	71	68	75	77	291/3	3.50	12,006.00
T65	Michael Thompson	69	70	76	76	291/3	3.50	12,006.00
T71	Angel Cabrera	75	68	75	74	292/4	.97	11,542.00

Continued on next page

Pos	Player	Score				Total	FedExCup Points	Earnings
		Rnd1	Rnd2	Rnd3	Rnd4			
T71	Greg Chalmers	72	71	69	80	292/4	.97	11,542.00
T73	Paul Goydos	72	69	76	76	293/5	.92	11,252.00
T73	Alex Prugh	65	74	78	76	293/5	.92	11,252.00
T73	Cameron Tringale	71	71	73	78	293/5	.92	11,252.00
76	Steven Bowditch	70	71	75	78	294/6	.88	11,020.00
T77	Jason Gore	70	73	76	76	295/7	.84	10,788.00
T77	Carl Pettersson	70	73	76	76	295/7	.84	10,788.00
T77	Mike Weir	72	70	78	75	295/7	.84	10,788.00

The following players failed to complete the tournament: **CUT** – Joseph Bramlett, Chad Campbell, Alex Cejka, Kevin Chappell, Michael Connell, Nathan Green, Derek Lamely, Boo Weekley, Arjun Atwal, Ben Curtis, Andres Gonzales, Jim Herman, Len Mattiace, Nate Smith, Scott Stallings, Kevin Strelman, Robert Allenby, Aaron Baddeley, Chris DiMarco, Harrison Frazar, Lee Janzen, Scott McCarron, Jesper Parnevik, Michael Putnam, Jim Renner, Chris Riley, Alexandre Rocha, Brian Smock, Matt Bettencourt, James Driscoll, Robert Garrigus, Justin Hicks, Bio Kim, Kevin Kisner, Rocco Mediate, Kevin Na, Andres Romero, John Senden, Webb Simpson, Daniel Summerhays, Shane Bertsch, Chad Collins, Tommy Gainey, Scott Gordon, Billy Horschel, Ryuji Imada, Kent Jones, Martin Laird, William McGirt, John Rollins, Josh Anderson, Chris Baryla, David Hearn, Colt Knost, Davis Love III, Steve Marino, Troy Merritt, Kevin Stadler, Peter Tomasulo, Duffy Waldorf, Stephen Ames, Michael Bradley, Jeff Hart, Charley Hoffman, Will Strickler, Matt McQuillan, Kenny Perry, Michael Sim, Kris Blanks, Nick O'Hern, Shigeki Maruyama, Rich Beem, Joe Affrunti, Jon Fiedler, James Oh ; **W/D** – Bryce Molder ; **DQ** – Dean Wilson ;

Tournament History

Year	Winner *-Playoff	Score	FedExCup Points	Runners Up	Score	Course	Location	Par Yardage
Farmers Insurance Open								
2011	Bubba Watson	272/-16	500.00	Phil Mickelson	273	Torrey Pines (South Course)	La Jolla, CA	72/7,698
						Torrey Pines (North Course)	La Jolla, CA	72/7,067
2010	Ben Crane	275/-13	500.00	Marc Leishman	276	Torrey Pines (South Course)	La Jolla, CA	72/7,698
				Michael Sim		Torrey Pines (North Course)	La Jolla, CA	72/6,986
				Brandt Snedeker				
Buick Invitational								
2009	Nick Watney	277/-11	500.00	John Rollins	278	Torrey Pines (South Course)	La Jolla, CA	72/7,628
						Torrey Pines (North Course)	La Jolla, CA	72/6,915
2008	Tiger Woods	269/-19	4, 500	Ryuji Imada	277	Torrey Pines (South Course)	La Jolla, CA	72/7,569
						Torrey Pines (North Course)	La Jolla, CA	72/6,874
2007	Tiger Woods	273/-15	4, 500	Charles Howell III	275	Torrey Pines (South Course)	La Jolla, CA	72/7,568
						Torrey Pines (North Course)	La Jolla, CA	72/6,874
2006	Tiger Woods*	278/-10		Nathan Green	278	Torrey Pines (South Course)	La Jolla, CA	72/7,568
				Jose Maria Olazabal		Torrey Pines (North Course)	La Jolla, CA	72/6,874
2005	Tiger Woods	272/-16		Luke Donald	275	Torrey Pines (South Course)	La Jolla, CA	72/7,568
				Charles Howell III		Torrey Pines (North Course)	La Jolla, CA	72/6,874
				Tom Lehman				
2004	John Daly*	278/-10		Luke Donald	278	Torrey Pines (South Course)	La Jolla, CA	72/7,568
				Chris Riley		Torrey Pines (North Course)	La Jolla, CA	72/6,874
2003	Tiger Woods	272/-16		Carl Pettersson	276	Torrey Pines (South Course)	La Jolla, CA	72/7,568
						Torrey Pines (North Course)	La Jolla, CA	72/6,874
2002	Jose Maria Olazabal	275/-13		J.L. Lewis	276	Torrey Pines (South Course)	La Jolla, CA	72/7,568
				Mark O'Meara		Torrey Pines (North Course)	La Jolla, CA	72/6,874
2001	Phil Mickelson*	269/-19		Frank Lickliter II	269	Torrey Pines (North Course)	La Jolla, CA	72/6,874
				Davis Love III		Torrey Pines (South Course)	La Jolla, CA	72/7,055
2000	Phil Mickelson	270/-18		Shigeki Maruyama	274	Torrey Pines (North Course)	La Jolla, CA	72/6,874
				Tiger Woods		Torrey Pines (South Course)	La Jolla, CA	72/7,000
1999	Tiger Woods	266/-22		Billy Ray Brown	268	Torrey Pines (North Course)	La Jolla, CA	72/6,854
						Torrey Pines (South Course)	La Jolla, CA	72/7,000
1998	Scott Simpson*	204/-12		Skip Kendall	204	Torrey Pines (North Course)	La Jolla, CA	72/6,592
						Torrey Pines (South Course)	La Jolla, CA	72/7,000
1997	Mark O'Meara	275/-13		Donnie Hammond	277	Torrey Pines (North Course)	La Jolla, CA	72/6,592
				Mike Hulbert		Torrey Pines (South Course)	La Jolla, CA	72/7,000
				Lee Janzen				
				David Ogrin				
				Jesper Parnevik				
				Craig Stadler				
				Duffy Waldorf				
1996	Davis Love III	269/-19		Phil Mickelson	271	Torrey Pines (South Course)	La Jolla, CA	72/7,000
						Torrey Pines (North Course)	La Jolla, CA	72/6,592
Buick Invitational of California								
1995	Peter Jacobsen	269/-19		Mark Calcavecchia	273	Torrey Pines (South Course)	La Jolla, CA	72/7,000
				Mike Hulbert		Torrey Pines (North Course)	La Jolla, CA	72/6,592
				Hal Sutton				

Continued on next page

Year	Winner *-Playoff	Score	FedExCup Points	Runners Up	Score	Course	Location	Par Yardage
1994	Craig Stadler	268/-20		Kirk Triplett Steve Lowery	269	Torrey Pines (South Course) Torrey Pines (North Course)	La Jolla, CA La Jolla, CA	72/7,000 72/6,592
1993	Phil Mickelson	278/-10		Dave Rummells	282	Torrey Pines (South Course) Torrey Pines (North Course)	La Jolla, CA La Jolla, CA	72/7,000 72/6,592
1992	Steve Pate	200/-16		Chip Beck	201	Torrey Pines (South Course) Torrey Pines (North Course)	La Jolla, CA La Jolla, CA	72/7,000 72/6,592
Shearson Lehman Brothers Open								
1991	Jay Don Blake	268/-20		Bill Sander	270	Torrey Pines (South Course) Torrey Pines (North Course)	La Jolla, CA La Jolla, CA	72/7,021 72/6,659
Shearson Lehman Hutton Open								
1990	Dan Forsman	275/-13		Tommy Armour III	277	Torrey Pines (South Course) Torrey Pines (North Course)	La Jolla, CA La Jolla, CA	72/7,021 72/6,659
1989	Greg Twiggs	271/-17		Steve Elkington Brad Faxon Mark O'Meara Mark Wiebe	273	Torrey Pines (South Course) Torrey Pines (North Course)	La Jolla, CA La Jolla, CA	72/7,021 72/6,659
Shearson Lehman Hutton Andy Williams Open								
1988	Steve Pate	269/-19		Jay Haas	270	Torrey Pines (South Course) Torrey Pines (North Course)	La Jolla, CA La Jolla, CA	72/7,021 72/6,659
Shearson Lehman Brothers Andy Williams Open								
1987	George Burns	266/-22		J.C. Snead Bobby Wadkins	270	Torrey Pines (South Course) Torrey Pines (North Course)	La Jolla, CA La Jolla, CA	72/7,021 72/6,659
1986	Bob Tway*	204/-12		Bernhard Langer	204	Torrey Pines (South Course) Torrey Pines (North Course)	La Jolla, CA La Jolla, CA	72/7,021 72/6,659
Isuzu-Andy Williams San Diego Open								
1985	Woody Blackburn*	269/-19		Ron Streck	269	Torrey Pines (South Course) Torrey Pines (North Course)	La Jolla, CA La Jolla, CA	72/7,021 72/6,659
1984	Gary Koch*	272/-16		Gary Hallberg	272	Torrey Pines (South Course) Torrey Pines (North Course)	La Jolla, CA La Jolla, CA	72/7,021 72/6,659
1983	Gary Hallberg	271/-17		Tom Kite	272	Torrey Pines (South Course) Torrey Pines (North Course)	La Jolla, CA La Jolla, CA	72/7,021 72/6,659
Wickes-Andy Williams San Diego Open								
1982	Johnny Miller	270/-18		Jack Nicklaus	271	Torrey Pines (South Course) Torrey Pines (North Course)	La Jolla, CA La Jolla, CA	72/7,021 72/6,659
Wickes/Andy Williams San Diego Open								
1981	Bruce Lietzke*	278/-10		Raymond Floyd Tom Jenkins	278	Torrey Pines (South Course) Torrey Pines (North Course)	La Jolla, CA La Jolla, CA	72/7,021 72/6,659
Andy Williams-San Diego Open Invitational								
1980	Tom Watson*	275/-13		D.A. Weibring	275	Torrey Pines (South Course) Torrey Pines (North Course)	La Jolla, CA La Jolla, CA	72/7,021 72/6,659
1979	Fuzzy Zoeller	282		Billy Kratzert Wayne Levi Artie McNickle Tom Watson	287	Torrey Pines (North Course) Torrey Pines (South Course)	La Jolla, CA La Jolla, CA	72/6,659 72/7,021
1978	Jay Haas	278		Andy Bean Gene Littler John Schroeder	281	Torrey Pines (North Course) Torrey Pines (South Course)	La Jolla, CA La Jolla, CA	72/6,659 72/7,021
1977	Tom Watson	269		Larry Nelson John Schroeder	274	Torrey Pines (North Course) Torrey Pines (South Course)	La Jolla, CA La Jolla, CA	72/6,659 72/7,021
1976	J.C. Snead	272		Don Bies	273	Torrey Pines (North Course) Torrey Pines (South Course)	La Jolla, CA La Jolla, CA	72/6,659 72/7,021
1975	J.C. Snead*	279		Raymond Floyd Bobby Nichols	279	Torrey Pines (North Course) Torrey Pines (South Course)	La Jolla, CA La Jolla, CA	72/6,659 72/7,021
1974	Bobby Nichols	275		Rod Curl Gene Littler	276	Torrey Pines (North Course) Torrey Pines (South Course)	La Jolla, CA La Jolla, CA	72/6,659 72/7,021
1973	Bob Dickson	278		Billy Casper Bruce Crampton Grier Jones Phil Rodgers	281	Torrey Pines (North Course) Torrey Pines (South Course)	La Jolla, CA La Jolla, CA	72/6,659 72/7,021
1972	Paul Harney	275		Hale Irwin	276	Torrey Pines (North Course) Torrey Pines (South Course)	La Jolla, CA La Jolla, CA	72/6,659 72/7,021
1971	George Archer	272		Dave Eichelberger	275	Torrey Pines (North Course) Torrey Pines (South Course)	La Jolla, CA La Jolla, CA	72/6,659 72/7,021
1970	Pete Brown*	275		Tony Jacklin	275	Torrey Pines (North Course) Torrey Pines (South Course)	La Jolla, CA La Jolla, CA	72/6,659 72/7,021
1969	Jack Nicklaus	284		Gene Littler	285	Torrey Pines (North Course) Torrey Pines (South Course)	La Jolla, CA La Jolla, CA	72/6,659 72/7,021
1968	Tom Weiskopf	273		Al Geiberger	274	Torrey Pines (North Course) Torrey Pines (South Course)	La Jolla, CA La Jolla, CA	72/6,659 72/7,021
San Diego Open Invitational								

Continued on next page

Year	Winner *-Playoff	Score	FedExCup Points	Runners Up	Score	Course	Location	Par Yardage
1967	Bob Goalby	269		Gay Brewer	270	Stardust CC	San Diego, CA	72/6,725
1966	Billy Casper	268		Tommy Aaron Tom Weiskopf	272	Stardust CC	San Diego, CA	72/6,725
1965	Wes Ellis*	267		Billy Casper	267	Stardust CC	San Diego, CA	72/6,725
1964	Art Wall	274		Tony Lema Bob Rosburg	276	Rancho Bernardo CC	San Diego, CA	72/6,455
1963	Gary Player	270		Tony Lema	271	Stardust CC	San Diego, CA	72/6,725
1962	Tommy Jacobs*	277		Johnny Pott	277	Stardust CC	San Diego, CA	72/6,725
1961	Arnold Palmer*	271		Al Balding	271	Mission Valley CC	San Diego, CA	72/6,619
1960	Mike Souchak	269		Johnny Pott	270	Mission Valley CC	San Diego, CA	72/6,619
1959	Marty Furgol	274		Joe Campbell Billy Casper Dave Ragan Mike Souchak Bo Wininger	275	Mission Valley CC	San Diego, CA	72/6,619
1957	Arnold Palmer	271		Al Balding	272	Mission Valley CC	San Diego, CA	72/6,619
Convair-San Diego Open								
1956	Bob Rosburg	270		Dick Mayer	272	Singing Hills GC	El Cajon, CA	72/6,573
1955	Tommy Bolt	274		Johnny Palmer	276	Mission Valley CC	San Diego, CA	72/6,619
San Diego Open								
1954	Gene Littler	274		E. J. Harrison	278	Rancho Santa Fe GC	Rancho Santa Fe, CA	72/6,797
1953	Tommy Bolt	274		Doug Ford	277	San Diego CC	San Diego, CA	72/6,931
1952	Ted Kroll	276		Jimmy Demaret	279	San Diego CC	San Diego, CA	72/6,931



Waste Management Phoenix Open



Winner: Mark Wilson
 FedExCup Points: 500.00
 \$1,098,000.00
 65-64-68-69 266 (-18)

Scottsdale, AZ
February 03-06

FedExCup Points: 3,513

Purse: \$6,100,000

Course: TPC Scottsdale | 35-36-71/ 7,216

Round 1	Round 2	Round 3
Tommy Gainey - 63 (-8)	Tommy Gainey - 128 (-14)	Tommy Gainey - 196 (-17)
Dustin Johnson - 64 (-7)	Mark Wilson - 129 (-13)	Mark Wilson - 197 (-16)
Aaron Baddeley - 65 (-6)	Bill Haas - 130 (-12)	Bill Haas - 198 (-15)
Cameron Beckman - 65 (-6)	Chris Couch - 131 (-11)	Chris Couch - 199 (-14)
Jason Bohn - 65 (-6)	Rickie Fowler - 132 (-10)	Jason Dufner - 200 (-13)
Jason Dufner - 65 (-6)	Phil Mickelson - 132 (-10)	Geoff Ogilvy - 200 (-13)
Tom Gillis - 65 (-6)		
Bill Haas - 65 (-6)		
Charley Hoffman - 65 (-6)		
J.B. Holmes - 65 (-6)		
Tom Lehman - 65 (-6)		
Mark Wilson - 65 (-6)		

Cut: 74 players at 3-under 139 from a field of 132 professionals.

Weather: Thursday: Sunny and cold, with a high of 46. Because of frozen-turf conditions, the start of the first round was delayed from 7:40 a.m. to 11:40 a.m. Due to darkness, play was suspended at 6:02 p.m. Friday: Sunny and cold, with a high of 49. Because of frozen turf conditions, the resumption of the first round was delayed 94 minutes, from 9:30 a.m. to 11:04 a.m. Due to darkness, second-round play was suspended at 6:04 p.m. Saturday: Sunny and warmer, with an afternoon high of 60. Second-round play resumed at 9:30 a.m. Due to darkness, third-round play was suspended at 6:03 p.m. Sunday: Partly cloudy, with a high of 65. Winds W at 5-8 mph. The third round resumed at 9:01 a.m. following a 31-minute frost delay. Due to darkness, play was suspended at 6:06 p.m. Monday: The final round resumed at 9 a.m. Sunny, with a high of 68 degrees. Light winds.

Tournament Record:

256 - Mark Calcavecchia (2001)

Current Course Record:

60 - TPC Scottsdale - Phil Mickelson (2005), Mark Calcavecchia (2001), Grant Waite (1996)

Mark Wilson finished 18-under 266 to tie **Jason Dufner** after 72 holes of the Waste Management Phoenix Open. A birdie-3 on the second playoff hole led to Wilson's fourth career PGA TOUR victory (2007 Honda Classic, 2009 Mayakoba Golf Classic, 2011 Sony Open in Hawaii, 2011 Waste Management Phoenix Open).

With his second victory of the 2011 season, at the Waste Management Phoenix Open, **Mark Wilson** moved to No. 51 in the Official World Golf Ranking (from No. 237 prior to the Sony Open in Hawaii), earning an exemption into the 2011 U.S. Open and locking up starts at the World Golf Championships-Accenture Match Play Championship and World Golf Championships-Cadillac Championship.

The Monday finish was the first on the PGA TOUR (unscheduled) since the 2010 Arnold Palmer Invitational. It marked the first Monday finish at the Waste Management Phoenix Open since 1978 and the first frost delay on TOUR since the 2008 Waste Management Phoenix Open.

Jason Dufner, the 2011 runner-up, played his last 51 holes of regulation without a bogey before falling in the playoff to **Mark Wilson**. It equaled his best TOUR finish (second at the 2009 Deutsche Bank Championship) that he later matched with a playoff loss at the 2011 PGA Championship.

Vijay Singh's tie for third at the Waste Management Phoenix Open was his first top-10 finish since a tie for ninth at the 2010 AT&T National and his best showing since his win at the 2008 Deutsche Bank Championship. He also climbed to 81st in the Official World Golf Ranking after falling outside the top 100 the previous week for the first time since 1989.

The last 10 champions of the Waste Management Phoenix Open, dating to 2002, have combined for just one bogey on the par-3 16th hole at TPC Scotts-

sdale, with 2011 champion **Mark Wilson** parring the hole all four rounds. **Phil Mickelson** (1996) was the last player to win the event playing the 16th hole above par for the week.

Six former Arizona State Sun Devils competed in the 2011 Waste Management Phoenix Open: **Pat Perez** (tied for 22nd), **Phil Mickelson** (tied for 29th), **Chez Reavie** (tied for for 41st), **Billy Mayfair** (missed cut), **Matt Jones** (missed cut) and **Jeff Quinney** (missed cut).

Defending champion **Hunter Mahan** tied for 29th in his attempt to become the first player to win the Waste Management Phoenix Open in back-to-back seasons since **Johnny Miller** in 1974-75.

Billy Mayfair and **Mark Calcavecchia** both missed the cut in their 25th career starts at the Waste Management Phoenix Open. They are tied with **Tom Purtzer** and **Paul Azinger** for the second-most starts at the event, three behind leader **Gene Littler** (28).

In the second round in 2011, **Rickie Fowler** recorded a 7-under 29 on the back nine at TPC Scottsdale to tie the low tournament record for low back-nine score (**J.J. Henry**/second round/2006, **Scott Verplank**/second round/1998, **Grant Waite**/fourth round/1996). Fowler finished the round with a career-best 62.

In the second round in 2011, **Jarrod Lyle** posted a hole-in-one on the par-3 16th hole with an 8-iron from 150 yards. It was the first of his career and the eighth at the famed 16th hole at TPC Scottsdale: **Mike Sposa** (second round in 2002), **Steve Stricker** (fourth round in 1999), **Tiger Woods** (third round in 1999), **Jay Delsing** (third round in 1991), **David Edwards** (third round in 1990), **Brad Bryant** (first round in 1990) and **Hal Sutton** (third round in 1988).

Tournament Results

Pos	Player	Score				Total	FedExCup Points	Earnings
		Rnd1	Rnd2	Rnd3	Rnd4			
1	Mark Wilson	65	64	68	69	266/-18	500.00	1,098,000.00
2	Jason Dufner	65	68	67	66	266/-18	300.00	658,800.00
T3	Martin Laird	68	71	64	65	268/-16	162.50	353,800.00
T3	Vijay Singh	69	65	68	66	268/-16	162.50	353,800.00
T5	J.B. Holmes	65	70	67	67	269/-15	100.00	222,650.00
T5	Nick Watney	70	66	65	68	269/-15	100.00	222,650.00
T5	Gary Woodland	68	66	69	66	269/-15	100.00	222,650.00
T8	Chris Couch	66	65	68	71	270/-14	75.00	164,700.00
T8	Tommy Gainey	63	65	68	74	270/-14	75.00	164,700.00
T8	Webb Simpson	70	66	67	67	270/-14	75.00	164,700.00
T8	Brandt Snedeker	69	68	66	67	270/-14	75.00	164,700.00
T8	Y.E. Yang	69	65	67	69	270/-14	75.00	164,700.00
T13	Cameron Beckman	65	70	67	69	271/-13	56.40	111,020.00
T13	Rickie Fowler	70	62	69	70	271/-13	56.40	111,020.00
T13	Ryuji Imada	68	67	69	67	271/-13	56.40	111,020.00
T13	Joe Ogilvie	67	67	69	68	271/-13	56.40	111,020.00
T13	Geoff Ogilvy	67	66	67	71	271/-13	56.40	111,020.00
T18	Ben Crane	66	68	68	70	272/-12	51.50	82,350.00
T18	Brian Gay	69	68	65	70	272/-12	51.50	82,350.00
T18	D.A. Points	68	66	69	69	272/-12	51.50	82,350.00
T18	Bo Van Pelt	68	66	67	71	272/-12	51.50	82,350.00
T22	Frank Lickliter II	72	64	65	72	273/-11	46.00	54,987.15
T22	Rory Sabbatini	70	66	68	69	273/-11	46.00	54,987.15
T22	Michael Connell	69	70	64	70	273/-11	46.00	54,987.14
T22	Brendon de Jonge	67	72	68	66	273/-11	46.00	54,987.14
T22	William McGirt	70	65	68	70	273/-11	46.00	54,987.14
T22	Pat Perez	69	67	67	70	273/-11	46.00	54,987.14
T22	Alex Prugh	70	67	66	70	273/-11	46.00	54,987.14
T29	Matt Bettencourt	67	67	68	72	274/-10	38.50	37,133.75
T29	Lucas Glover	66	68	69	71	274/-10	38.50	37,133.75
T29	Bill Haas	65	65	68	76	274/-10	38.50	37,133.75
T29	Charley Hoffman	65	71	68	70	274/-10	38.50	37,133.75
T29	Dustin Johnson	64	73	70	67	274/-10	38.50	37,133.75
T29	Hunter Mahan	68	68	68	70	274/-10	38.50	37,133.75
T29	Phil Mickelson	67	65	71	71	274/-10	38.50	37,133.75
T29	Bubba Watson	70	68	66	70	274/-10	38.50	37,133.75
T37	Aaron Baddeley	65	68	72	70	275/-9	32.50	28,060.00
T37	Jonathan Byrd	68	65	73	69	275/-9	32.50	28,060.00
T37	Tom Lehman	65	72	69	69	275/-9	32.50	28,060.00
T37	Charlie Wi	68	68	67	72	275/-9	32.50	28,060.00
T41	Fred Couples	67	71	67	71	276/-8	26.50	20,770.50
T41	Hunter Haas	74	63	70	69	276/-8	26.50	20,770.50
T41	J.J. Henry	66	73	67	70	276/-8	26.50	20,770.50
T41	Chris Kirk	66	72	73	65	276/-8	26.50	20,770.50
T41	Marc Leishman	67	69	69	71	276/-8	26.50	20,770.50
T41	Justin Leonard	70	66	69	71	276/-8	26.50	20,770.50
T41	Jeff Overton	67	72	69	68	276/-8	26.50	20,770.50
T41	Chez Reavie	68	71	68	69	276/-8	26.50	20,770.50
T49	Angel Cabrera	68	71	66	72	277/-7	20.50	15,219.50
T49	Brian Davis	70	68	69	70	277/-7	20.50	15,219.50
T49	Vaughn Taylor	72	67	69	69	277/-7	20.50	15,219.50
T49	Jimmy Walker	69	68	71	69	277/-7	20.50	15,219.50
T53	John Rollins	73	65	73	67	278/-6	17.00	14,192.67
T53	Brendan Steele	72	65	71	70	278/-6	17.00	14,192.67
T53	Martin Piller	72	66	68	72	278/-6	17.00	14,192.66
56	Jeff Maggert	70	66	73	70	279/-5	15.00	13,908.00
T57	Nathan Green	68	71	68	73	280/-4	12.00	13,542.00
T57	Troy Kelly	67	72	70	71	280/-4	12.00	13,542.00
T57	Davis Love III	71	68	71	70	280/-4	12.00	13,542.00
T57	Bill Lunde	69	68	70	73	280/-4	12.00	13,542.00
T57	Troy Matteson	71	68	71	70	280/-4	12.00	13,542.00
T62	Robert Allenby	68	67	71	75	281/-3	6.50	12,871.00
T62	Stephen Ames	70	68	68	75	281/-3	6.50	12,871.00
T62	Jason Bohn	65	73	70	73	281/-3	6.50	12,871.00
T62	Paul Goydos	69	70	70	72	281/-3	6.50	12,871.00
T62	Jarrold Lyle	70	67	73	71	281/-3	6.50	12,871.00
T62	Bryce Molder	70	68	70	73	281/-3	6.50	12,871.00
T68	Tom Gillis	65	71	72	74	282/-2	2.00	12,322.00

Continued on next page

Pos	Player	Score				Total	FedExCup Points	Earnings
		Rnd1	Rnd2	Rnd3	Rnd4			
T68	Michael Putnam	71	67	70	74	282/-2	2.00	12,322.00
T68	Josh Teater	73	66	71	72	282/-2	2.00	12,322.00
T71	Andres Romero	72	66	67	78	283/-1	.97	12,017.00
T71	Brett Wetterich	68	70	71	74	283/-1	.97	12,017.00
T73	Ryan Moore	69	68	69	79	285/1	.93	11,773.00
T73	Cameron Tringale	71	68	70	76	285/1	.93	11,773.00

The following players failed to complete the tournament: **CUT** – Blake Adams, Chris DiMarco, Robert Garrigus, Tim Herron, Charles Howell III, Spencer Levin, Billy Mayfair, Kevin Na, Jesper Parnevik, John Senden, Heath Slocum, Daniel Summerhays, David Toms, Jhonattan Vegas, Chad Campbell, Steve Elkington, Matt Jones, Anthony Kim, John Mallinger, Chris Riley, Chris Stroud, Boo Weekley, Stuart Appleby, Kris Blanks, Alex Cejka, Ben Curtis, Jamie Lovemark, Shaun Micheel, Sean O'Hair, Kenny Perry, Kevin Sutherland, Garrett Willis, Rich Beem, Trevor Immelman, Nick O'Hern, Carl Pettersson, Dean Wilson, Fredrik Jacobson, Jerry Kelly, Troy Merritt, Kevin Stadler, D.J. Trahan, Steve Flesch, Fred Funk, J.P. Hayes, Jeff Quinney, Ben Martin, Michael Sim, Kevin Streelman, Mark Calcavecchia, Chad Collins, Martin Flores, Ryan Palmer, Brandon Smith ; **W/D** – Tim Petrovic, Rocco Mediate, Camilo Villegas, Greg Chalmers ;

Tournament History

Year	Winner *-Playoff	Score	FedExCup Points	Runners Up	Score	Course	Location	Par Yardage
Waste Management Phoenix Open								
2011	Mark Wilson*	266/-18	500.00	Jason Dufner	266	TPC Scottsdale	Scottsdale, AZ	71/7,216
2010	Hunter Mahan	268/-16	500.00	Rickie Fowler	269	TPC Scottsdale	Scottsdale, AZ	71/7,216
FBR Open								
2009	Kenny Perry*	270/-14	500.00	Charley Hoffman	270	TPC Scottsdale	Scottsdale, AZ	71/7,216
2008	J.B. Holmes*	270/-14	4, 500	Phil Mickelson	270	TPC Scottsdale	Scottsdale, AZ	71/7,216
2007	Aaron Baddeley	263/-21	4, 500	John Rollins	264	TPC Scottsdale	Scottsdale, AZ	71/7,216
2006	J.B. Holmes	263/-21		J.J. Henry Steve Lowery Ryan Palmer Scott Verplank Camilo Villegas	270	TPC Scottsdale	Scottsdale, AZ	71/7,216
2005	Phil Mickelson	267/-17		Scott McCarron Kevin Na	272	TPC Scottsdale	Scottsdale, AZ	71/7,216
2004	Jonathan Kaye	266/-18		Chris DiMarco	268	TPC Scottsdale	Scottsdale, AZ	71/7,216
Phoenix Open								
2003	Vijay Singh	261/-23		John Huston	264	TPC Scottsdale	Scottsdale, AZ	71/7,089
2002	Chris DiMarco	267/-17		Kenny Perry Kaname Yokoo	268	TPC Scottsdale	Scottsdale, AZ	71/7,089
2001	Mark Calcavecchia	256/-28		Rocco Mediate	264	TPC Scottsdale	Scottsdale, AZ	71/7,089
2000	Tom Lehman	270/-14		Robert Allenby Rocco Mediate	271	TPC Scottsdale	Scottsdale, AZ	71/7,083
1999	Rocco Mediate	273/-11		Justin Leonard	275	TPC Scottsdale	Scottsdale, AZ	71/7,083
1998	Jesper Parnevik	269/-15		Tommy Armour III Brent Geiberger Steve Pate Tom Watson	272	TPC Scottsdale	Scottsdale, AZ	71/6,992
1997	Steve Jones	258/-26		Jesper Parnevik	269	TPC Scottsdale	Scottsdale, AZ	71/6,992
1996	Phil Mickelson*	269/-15		Justin Leonard	269	TPC Scottsdale	Scottsdale, AZ	71/6,992
1995	Vijay Singh*	269/-15		Billy Mayfair	269	TPC Scottsdale	Scottsdale, AZ	71/6,992
1994	Bill Glasson	268/-16		Bob Estes	271	TPC Scottsdale	Scottsdale, AZ	71/6,992
1993	Lee Janzen	273/-11		Andrew Magee	275	TPC Scottsdale	Scottsdale, AZ	71/6,992
1992	Mark Calcavecchia	264/-20		Duffy Waldorf	269	TPC Scottsdale	Scottsdale, AZ	71/6,992
1991	Nolan Henke	268/-16		Gil Morgan Curtis Strange Tom Watson	269	TPC Scottsdale	Scottsdale, AZ	71/6,992
1990	Tommy Armour III	267/-17		Jim Thorpe	272	TPC Scottsdale	Scottsdale, AZ	71/6,992
1989	Mark Calcavecchia	263/-21		Chip Beck	270	TPC Scottsdale	Scottsdale, AZ	71/6,992
1988	Sandy Lyle*	269/-15		Fred Couples	269	TPC Scottsdale	Scottsdale, AZ	71/6,992
1987	Paul Azinger	268/-16		Hal Sutton	269	TPC Scottsdale	Scottsdale, AZ	71/6,992
1986	Hal Sutton	267/-17		Calvin Peete Tony Sills	269	Phoenix CC	Phoenix, AZ	71/6,726
1985	Calvin Peete	270/-14		Morris Hatafsky Doug Tewell	272	Phoenix CC	Phoenix, AZ	71/6,726
1984	Tom Purtzer	268/-16		Corey Pavin	269	Phoenix CC	Phoenix, AZ	71/6,726
1983	Bob Gilder*	271/-13		Rex Caldwell Johnny Miller Mark O'Meara	271	Phoenix CC	Phoenix, AZ	71/6,726
1982	Lanny Wadkins	263/-21		Jerry Pate	269	Phoenix CC	Phoenix, AZ	71/6,726

Continued on next page

Year	Winner *-Playoff	Score	FedExCup Points	Runners Up	Score	Course	Location	Par Yardage
1981	David Graham	268/-16		Lon Hinkle	269	Phoenix CC	Phoenix, AZ	71/6,726
1980	Jeff Mitchell	272/-12		Rik Massengale	276	Phoenix CC	Phoenix, AZ	71/6,726
1979	Ben Crenshaw	199		Jay Haas	200	Phoenix CC	Phoenix, AZ	71/6,726
1978	Miller Barber	272		Jerry Pate Lee Trevino	273	Phoenix CC	Phoenix, AZ	71/6,726
1977	Jerry Pate*	277		Dave Stockton	277	Phoenix CC	Phoenix, AZ	71/6,726
1976	Bob Gilder	268		Roger Maltbie	270	Phoenix CC	Phoenix, AZ	71/6,726
1975	Johnny Miller	260		Jerry Heard	274	Phoenix CC	Phoenix, AZ	71/6,726
1974	Johnny Miller	271		Lanny Wadkins	272	Phoenix CC	Phoenix, AZ	71/6,726
1973	Bruce Crampton	268		Steve Melnyk Lanny Wadkins	269	Arizona CC	Phoenix, AZ	70/6,216
1972	Homero Blancas*	273		Lanny Wadkins	273	Phoenix CC	Phoenix, AZ	71/6,726
Phoenix Open Invitational								
1971	Miller Barber	261		Billy Casper Dan Sikes	263	Arizona CC	Phoenix, AZ	70/6,216
1970	Dale Douglass	271		Howie Johnson Gene Littler	272	Phoenix CC	Phoenix, AZ	71/6,726
1969	Gene Littler	263		Miller Barber Don January Billy Maxwell	265	Arizona CC	Phoenix, AZ	70/6,216
1968	George Knudson	272		Julius Boros Sam Carmichael Jack Montgomery	275	Phoenix CC	Phoenix, AZ	71/6,726
1967	Julius Boros	272		Ken Still	273	Arizona CC	Phoenix, AZ	70/6,216
1966	Dudley Wysong	278		Gardner Dickinson	279	Phoenix CC	Phoenix, AZ	71/6,726
1965	Rod Funseth	274		Bert Yancey	277	Arizona CC	Phoenix, AZ	70/6,216
1964	Jack Nicklaus	271		Bob Brue	274	Phoenix CC	Phoenix, AZ	71/6,726
1963	Arnold Palmer	273		Gary Player	274	Arizona CC	Phoenix, AZ	70/6,216
1962	Arnold Palmer	269		Billy Casper Don Fairfield Bob McCallister Jack Nicklaus	281	Phoenix CC	Phoenix, AZ	71/6,726
1961	Arnold Palmer*	270		Doug Sanders	270	Arizona CC	Phoenix, AZ	70/6,216
1960	Jack Fleck*	273		Bill Collins	273	Phoenix CC	Phoenix, AZ	71/6,726
1959	Gene Littler	268		Art Wall	269	Arizona CC	Phoenix, AZ	70/6,216
1958	Ken Venturi	274		Walter Burkemo Jay Hebert	275	Phoenix CC	Phoenix, AZ	71/6,726
1957	Billy Casper	271		Cary Middlecoff Mike Souchak	274	Arizona CC	Phoenix, AZ	70/6,216
Phoenix Open								
1956	Cary Middlecoff	276		Mike Souchak	279	Phoenix CC	Phoenix, AZ	71/6,726
1955	Gene Littler	275		Billy Maxwell Johnny Palmer	276	Arizona CC	Phoenix, AZ	70/6,216
1954	Ed Furgol*	272		Cary Middlecoff	272	Phoenix CC	Phoenix, AZ	71/6,726
1953	Lloyd Mangrum	272		Johnny Bulla Ted Kroll Bo Wininger	278	Phoenix CC	Phoenix, AZ	71/6,726
1952	Lloyd Mangrum	274		E. J. Harrison	279	Phoenix CC	Phoenix, AZ	71/6,726
1951	Lew Worsham	272		Lawson Little	273	Phoenix CC	Phoenix, AZ	71/6,726
Ben Hogan Open								
1950	Jimmy Demaret	269		Sam Snead	270	Phoenix CC	Phoenix, AZ	71/6,726
Phoenix Open								
1949	Jimmy Demaret*	278		Ben Hogan	278	Phoenix CC	Phoenix, AZ	71/6,726
1948	Bobby Locke	268		Jimmy Demaret	269	Phoenix CC	Phoenix, AZ	71/6,726
1947	Ben Hogan	270		Lloyd Mangrum Ed Oliver	277	Phoenix CC	Phoenix, AZ	71/6,726
1946	Ben Hogan*	273		Herman Keiser	273	Phoenix CC	Phoenix, AZ	71/6,726
1945	Byron Nelson	274		Denny Shute	276	Phoenix CC	Phoenix, AZ	71/6,726
1944	Harold McSpaden*	273		Byron Nelson	273	Phoenix CC	Phoenix, AZ	71/6,726
1940	Ed Oliver	205		Ben Hogan	206	Phoenix CC	Phoenix, AZ	71/6,726
1939	Byron Nelson	198		Ben Hogan	210	Phoenix CC	Phoenix, AZ	71/6,726
1935	Ky Laffoon	281		Craig Wood	285	Phoenix CC	Phoenix, AZ	71/6,726
Arizona Open								
1933	Harry Cooper	281		Ray Mangrum Horton Smith	283	Phoenix CC	Phoenix, AZ	71/6,726
1932	Ralph Guldahl	285		John Perelli	290	Phoenix CC	Phoenix, AZ	71/6,726



AT&T Pebble Beach National Pro-Am



Winner: D.A. Points
 FedExCup Points: 500.00
 \$1,134,000.00
 63-70-71-67 271 (-15)

Pebble Beach, CA
February 10-13

FedExCup Points: 3,513

Purse: \$6,300,000

Course: Pebble Beach Golf Links | 36-36-72/ 6,816
 Monterey Peninsula CC | 34-36-70/ 6,838
 Spyglass Hill GC | 36-36-72/ 6,953

Round 1	Round 2	Round 3
D.A. Points - 63 (-7)	Steve Marino - 131 (-13)	Steve Marino - 202 (-12)
Alex Cejka - 64 (-6)	D.A. Points - 133 (-9)	Bryce Molder - 203 (-11)
Keegan Bradley - 65 (-5)	Keegan Bradley - 134 (-8)	Jimmy Walker - 203 (-11)
Steve Marino - 65 (-7)	Tom Gillis - 135 (-7)	D.A. Points - 204 (-10)
Tom Gillis - 67 (-5)	J.J. Henry - 135 (-7)	Alex Cejka - 205 (-9)
Gary Woodland - 67 (-5)	J.B. Holmes - 135 (-7)	Tom Gillis - 205 (-9)
	Bryce Molder - 135 (-7)	
	Nick Watney - 135 (-7)	

Cut: 73 players at 2-under-par 212 from a field of 156 professionals made the scheduled 54-hole cut.

Weather: Thursday: Sunny, with a high of 66. Winds E at 5-8 mph. Friday: Sunny, with a high of 66. Winds E at 4-8 mph. Saturday: Sunny, with an afternoon high of 69. W winds at 5-8 mph. Sunday: Sunny and mild, with afternoon highs reaching into the lower 60s. Winds WSW at 5-10 mph.

Tournament Record:
 268 - Phil Mickelson (2007), Mark O'Meara (1997)

Current Course Record:
 62 - Spyglass Hill GC - Luke Donald (2006), Phil Mickelson (2005)
 62 - Pebble Beach GL - David Duval (1997), Tom Kite (1983)
 62 - Monterey Peninsula CC - Jeff Maggert (2011)

With his victory at the 2011 AT&T Pebble Beach National Pro-Am, **D.A. Points** became the sixth player since 1970 to earn his first win at the event, joining **John Cook** (1981); **Steve Jones** (1988); **Brett Ogle** (1993); **Matt Gogel** (2002); and **Arron Oberholser** (2006). Points also became the fourth winner since 1987 to also capture the Pro-Am competition with amateur partner **Bill Murray**, joining Oberholser (2006); **Phil Mickelson** (2007); and **Dustin Johnson** (2009).

A key to **D.A. Points'** victory at the 2011 Pebble Beach National Pro-Am—a hole-out for eagle from 100 yards in the final round on the par-5 14th hole at Pebble Beach Golf Links, measuring 573 yards.

Hunter Mahan turned in the low final round in 2011 with a 6-under-par 66 at Pebble Beach Golf Links to finish second. It became the fifth runner-up finish of his career (2004 Reno-Tahoe Open, 2006 Buick Championship, 2008 Travelers Championship, 2009 AT&T National, 2011 AT&T Pebble Beach National Pro-Am).

Steve Marino, who held at least a share of the lead through the first 54 holes at the 2011 AT&T Pebble Beach National Pro-Am, finished fourth for the second

consecutive year after closing with a 2-over-par 74.

Two-time defending champion **Dustin Johnson** tied for 55th in his bid to become the first player to win the AT&T Pebble Beach National Pro-Am three consecutive years (2009-10). Four players have won three or more times at the AT&T Pebble Beach National Pro-Am: **Mark O'Meara** (five), **Jack Nicklaus** (three), **Johnny Miller** (three) and **Phil Mickelson** (three).

Two-time champion **Davis Love III** tied for 55th in his 25th start at the AT&T Pebble Beach National Pro-Am.

Phil Mickelson tied for ninth in his 16th start at the AT&T Pebble Beach National Pro-Am. With 12 wins, he is the leader among active players with TOUR victories at multiple-course events (three at the AT&T Pebble Beach National Pro-Am, three at the Chrysler Classic of Tucson, three at the Farmers Insurance Open, two at the Humana Challenge and one at the HP Byron Nelson Championship).

Past champions' finishes at the 2011 AT&T Pebble Beach National Pro-Am: **Phil Mickelson** (tied for ninth), **Vijay Singh** (tied for 26th), **Davis Love III** (tied for 55th) and **Dustin Johnson** (tied for 55th).

Tournament Results

Pos	Player	Score				Total	FedExCup Points	Earnings
		Rnd1	Rnd2	Rnd3	Rnd4			
1	D.A. Points	63	70	71	67	271/-15	500.00	1,134,000.00
2	Hunter Mahan	70	67	70	66	273/-13	300.00	680,400.00
3	Tom Gillis	67	68	70	70	275/-11	190.00	428,400.00
T4	Spencer Levin	71	68	67	70	276/-10	122.50	277,200.00
T4	Steve Marino	65	66	71	74	276/-10	122.50	277,200.00
T6	Aaron Baddeley	68	71	67	71	277/-9	91.66	211,050.00
T6	Bryce Molder	69	66	68	74	277/-9	91.66	211,050.00

Continued on next page

Pos	Player	Score				Total	FedExCup Points	Earnings
		Rnd1	Rnd2	Rnd3	Rnd4			
T6	Nick Watney	68	67	75	67	277/-9	91.66	211,050.00
T9	Steven Bowditch	71	69	69	69	278/-8	72.50	163,800.00
T9	Phil Mickelson	71	67	69	71	278/-8	72.50	163,800.00
T9	Zack Miller	72	69	66	71	278/-8	72.50	163,800.00
T9	Jimmy Walker	72	68	63	75	278/-8	72.50	163,800.00
T13	James Driscoll	72	67	70	70	279/-7	58.50	126,000.00
T13	J.B. Holmes	71	64	73	71	279/-7	58.50	126,000.00
T15	Stuart Appleby	70	66	72	72	280/-6	53.50	97,650.00
T15	Keegan Bradley	65	69	74	72	280/-6	53.50	97,650.00
T15	J.J. Henry	69	66	71	74	280/-6	53.50	97,650.00
T15	Matt Jones	70	69	68	73	280/-6	53.50	97,650.00
T15	Rory Sabbatini	68	70	72	70	280/-6	53.50	97,650.00
T15	Sam Saunders	70	67	72	71	280/-6	53.50	97,650.00
T21	Alex Cejka	64	74	67	76	281/-5	48.00	65,520.00
T21	Chris DiMarco	70	72	68	71	281/-5	48.00	65,520.00
T21	Bio Kim	74	68	70	69	281/-5	48.00	65,520.00
T21	Marc Leishman	74	69	66	72	281/-5	48.00	65,520.00
T21	Alex Prugh	68	73	69	71	281/-5	48.00	65,520.00
T26	Kris Blanks	70	69	69	74	282/-4	43.00	46,620.00
T26	Michael Connell	69	69	69	75	282/-4	43.00	46,620.00
T26	Vijay Singh	69	68	73	72	282/-4	43.00	46,620.00
T26	Daniel Summerhays	73	68	71	70	282/-4	43.00	46,620.00
T26	Vaughn Taylor	74	67	68	73	282/-4	43.00	46,620.00
T31	Matt Bettencourt	68	70	72	73	283/-3	36.50	34,965.00
T31	Matt Every	71	71	70	71	283/-3	36.50	34,965.00
T31	Bill Lunde	70	67	71	75	283/-3	36.50	34,965.00
T31	William McGirt	70	70	68	75	283/-3	36.50	34,965.00
T31	Sean O'Hair	72	70	69	72	283/-3	36.50	34,965.00
T31	Brett Quigley	72	65	75	71	283/-3	36.50	34,965.00
T31	Nate Smith	70	72	70	71	283/-3	36.50	34,965.00
T31	Dean Wilson	71	69	71	72	283/-3	36.50	34,965.00
T39	K.J. Choi	71	71	69	73	284/-2	28.00	23,310.00
T39	Tommy Gainey	69	70	71	74	284/-2	28.00	23,310.00
T39	Lee Janzen	72	67	71	74	284/-2	28.00	23,310.00
T39	Richard S Johnson	71	71	69	73	284/-2	28.00	23,310.00
T39	Kevin Kisner	74	65	72	73	284/-2	28.00	23,310.00
T39	Jeff Maggert	75	74	62	73	284/-2	28.00	23,310.00
T39	John Merrick	70	69	72	73	284/-2	28.00	23,310.00
T39	Nick O'Hern	74	70	68	72	284/-2	28.00	23,310.00
T39	Chris Riley	69	68	72	75	284/-2	28.00	23,310.00
T48	Joe Ogilvie	71	72	69	73	285/-1	20.00	15,660.00
T48	Tom Pernice Jr.	73	68	69	75	285/-1	20.00	15,660.00
T48	Paul Stankowski	72	70	70	73	285/-1	20.00	15,660.00
T48	Kyle Stanley	68	71	73	73	285/-1	20.00	15,660.00
T48	Kevin Sutherland	69	69	68	79	285/-1	20.00	15,660.00
T48	Michael Thompson	70	67	75	73	285/-1	20.00	15,660.00
T48	D.J. Trahan	69	72	70	74	285/-1	20.00	15,660.00
T55	Dustin Johnson	71	71	70	74	286/E	14.00	14,238.00
T55	Davis Love III	70	70	72	74	286/E	14.00	14,238.00
T55	Scott McCarron	71	69	72	74	286/E	14.00	14,238.00
T55	Michael Putnam	72	68	71	75	286/E	14.00	14,238.00
T55	Kevin Stadler	73	70	67	76	286/E	14.00	14,238.00
T60	Michael Allen	74	70	66	77	287/1	10.00	13,734.00
T60	Jesper Parnevik	69	73	70	75	287/1	10.00	13,734.00
T60	Charlie Wi	70	66	76	75	287/1	10.00	13,734.00
T63	Padraig Harrington	69	68	73	78	288/2	7.00	13,356.00
T63	Sunghoon Kang	69	71	72	76	288/2	7.00	13,356.00
T63	Kevin Streelman	74	69	69	76	288/2	7.00	13,356.00
T66	David Duval	77	65	70	77	289/3	4.00	12,978.00
T66	David Mathis	75	69	68	77	289/3	4.00	12,978.00
T66	Andres Romero	68	74	70	77	289/3	4.00	12,978.00
T69	Shane Bertsch	71	69	71	79	290/4	1.32	12,600.00
T69	Kevin Chappell	69	73	70	78	290/4	1.32	12,600.00
T69	Trevor Immelman	70	68	72	80	290/4	1.32	12,600.00

The following players failed to complete the tournament: **CUT** – Blake Adams, D.J. Brigman, Brian Gay, Hunter Haas, Brandt Jobe, Kevin Na, Tag Ridings, Johnson Wagner, Gary Woodland, Andres Gonzales, Chris Kirk, Jarrod Lyle, Geoff Ogilvy, Bo Van Pelt, Joseph Bramlett, Chad Collins, Tim Herron, Garth Mulroy, Alexandre Rocha, Brandt Snedeker, Josh Teater, Peter Tomasulo, Charles Warren, Mike Weir, Joe Affrunti, Brendon de Jonge, Steve Elkington, Bobby Gates, Scott Gordon, Jim Renner, Brendan Steele, Chris Stroud, Mark Wilson, John Daly, Brad Faxon, J.P. Hayes, Jim Herman, Matt Hill, Chez Reavie, John Rollins, Woody Austin, Jim Furyk, David Hearn, Billy Hurley III, Kent Jones, Justin Leonard, Heath Slocum, David Toms, Briny Baird, Jason Dufner, Steve Flesch, Scott Gutschewski, Justin Hicks, Rocco Mediate, Jonathan Byrd, Brian Davis, Colt Knost, John Mallinger, George McNeill, Matt McQuillan, Martin Piller, Roland Thatcher, Cameron Tringale, Chris Baryla, Scott Stallings, Fabian Gomez, Billy Horschel, Troy Matteson, Troy Merritt, Cameron Percy, Scott Piercy, Aron Price, Will Strickler, Billy Andrade,

Tournament History

Year	Winner *-Playoff	Score	FedExCup Points	Runners Up	Score	Course	Location	Par Yardage
AT&T Pebble Beach National Pro-Am								
2011	D.A. Points	271/-15	500.00	Hunter Mahan	273	Pebble Beach Golf Links	Pebble Beach, CA	72/6,816
						Monterey Peninsula CC	Pebble Beach, CA	70/6,838
						Spyglass Hill GC	Pebble Beach, CA	72/6,953
2010	Dustin Johnson	270/-16	500.00	David Duval J.B. Holmes	271	Pebble Beach Golf Links	Pebble Beach, CA	72/6,816
						Monterey Peninsula CC	Pebble Beach, CA	70/6,838
						Spyglass Hill GC	Pebble Beach, CA	72/6,953
2009	Dustin Johnson	201/-15	500.00	Mike Weir	205	Pebble Beach Golf Links	Pebble Beach, CA	72/6,816
						Poppy Hills	Pebble Beach, CA	72/6,944
						Spyglass Hill GC	Pebble Beach, CA	72/6,953
2008	Steve Lowery*	278/-10	4, 500	Vijay Singh	278	Pebble Beach Golf Links	Pebble Beach, CA	72/6,816
						Poppy Hills	Pebble Beach, CA	72/6,942
						Spyglass Hill GC	Pebble Beach, CA	72/6,953
2007	Phil Mickelson	268/-20	4, 500	Kevin Sutherland	273	Pebble Beach Golf Links	Pebble Beach, CA	72/6,816
						Poppy Hills	Pebble Beach, CA	72/6,833
						Spyglass Hill GC	Pebble Beach, CA	72/6,953
2006	Arron Oberholser	271/-17		Rory Sabbatini	276	Pebble Beach Golf Links	Pebble Beach, CA	72/6,816
						Poppy Hills	Pebble Beach, CA	72/6,833
						Spyglass Hill GC	Pebble Beach, CA	72/6,862
2005	Phil Mickelson	269/-19		Mike Weir	273	Pebble Beach Golf Links	Pebble Beach, CA	72/6,737
						Poppy Hills	Pebble Beach, CA	72/6,833
						Spyglass Hill GC	Pebble Beach, CA	72/6,862
2004	Vijay Singh	272/-16		Jeff Maggert	275	Pebble Beach Golf Links	Pebble Beach, CA	72/6,816
						Poppy Hills	Pebble Beach, CA	72/6,833
						Spyglass Hill GC	Pebble Beach, CA	72/6,862
2003	Davis Love III	274/-14		Tom Lehman	275	Pebble Beach Golf Links	Pebble Beach, CA	72/6,798
						Poppy Hills	Pebble Beach, CA	72/6,833
						Spyglass Hill GC	Pebble Beach, CA	72/6,862
2002	Matt Gogel	274/-14		Pat Perez	277	Pebble Beach GL	Pebble Beach, CA	72/6,798
						Poppy Hills GC	Pebble Beach, CA	72/6,833
						Spyglass Hill GC	Pebble Beach, CA	72/6,862
2001	Davis Love III	272/-16		Vijay Singh	273	Pebble Beach GL	Pebble Beach, CA	72/6,816
						Poppy Hills GC	Pebble Beach, CA	72/6,833
						Spyglass Hill GC	Pebble Beach, CA	72/6,858
2000	Tiger Woods	273/-15		Matt Gogel Vijay Singh	275	Pebble Beach GL	Pebble Beach, CA	72/6,816
						Poppy Hills GC	Pebble Beach, CA	72/6,833
						Spyglass Hill GC	Pebble Beach, CA	72/6,855
1999	Payne Stewart	206/-10		Frank Lickliter II	207	Pebble Beach GL	Pebble Beach, CA	72/6,799
						Poppy Hills GC	Pebble Beach, CA	72/6,873
						Spyglass Hill GC	Pebble Beach, CA	72/6,855
1998	Phil Mickelson	202/-14		Tom Pernice Jr.	203	Pebble Beach GL	Pebble Beach, CA	72/6,799
						Poppy Hills GC	Pebble Beach, CA	72/6,861
						Spyglass Hill GC	Pebble Beach, CA	72/6,855
1997	Mark O'Meara	268/-20		David Duval Tiger Woods	269	Pebble Beach GL	Pebble Beach, CA	72/6,799
						Poppy Hills GC	Pebble Beach, CA	72/6,861
						Spyglass Hill GC	Pebble Beach, CA	72/6,855
1995	Peter Jacobsen	271/-17		David Duval	273	Pebble Beach GL	Pebble Beach, CA	72/6,799
						Poppy Hills GC	Pebble Beach, CA	72/6,865
						Spyglass Hill GC	Pebble Beach, CA	72/6,810
1994	Johnny Miller	281/- 7		Jeff Maggert Corey Pavin Kirk Triplett Tom Watson	282	Pebble Beach GL	Pebble Beach, CA	72/6,799
						Poppy Hills GC	Pebble Beach, CA	72/6,865
						Spyglass Hill GC	Pebble Beach, CA	72/6,810
1993	Brett Ogle	276/-12		Billy Ray Brown	279	Pebble Beach GL	Pebble Beach, CA	72/6,799
						Poppy Hills GC	Pebble Beach, CA	72/6,865
						Spyglass Hill GC	Pebble Beach, CA	72/6,810
1992	Mark O'Meara*	275/-13		Jeff Sluman	275	Pebble Beach GL	Pebble Beach, CA	72/6,799
						Poppy Hills GC	Pebble Beach, CA	72/6,865
						Spyglass Hill GC	Pebble Beach, CA	72/6,810
1991	Paul Azinger	274/-14		Brian Claar Corey Pavin	278	Pebble Beach GL	Pebble Beach, CA	72/6,799
						Poppy Hills GC	Pebble Beach, CA	72/6,865
						Spyglass Hill GC	Pebble Beach, CA	72/6,810
1990	Mark O'Meara	281/- 7		Kenny Perry	283	Pebble Beach GL	Pebble Beach, CA	72/6,799
						Cypress Point CC	Pebble Beach, CA	72/6,536

Continued on next page

Year	Winner *-Playoff	Score	FedExCup Points	Runners Up	Score	Course	Location	Par Yardage
1989	Mark O'Meara	277/-11		Tom Kite	278	Spyglass Hill GC Pebble Beach GL Cypress Point CC	Pebble Beach, CA Pebble Beach, CA Pebble Beach, CA	72/6,810 72/6,799 72/6,536
1988	Steve Jones*	280/- 8		Bob Tway	280	Spyglass Hill GC Pebble Beach GL Cypress Point CC	Pebble Beach, CA Pebble Beach, CA Pebble Beach, CA	72/6,810 72/6,799 72/6,536
1987	Johnny Miller	278/-10		Payne Stewart	279	Spyglass Hill GC Pebble Beach GL Cypress Point CC	Pebble Beach, CA Pebble Beach, CA Pebble Beach, CA	72/6,810 72/6,815 72/6,506
1986	Fuzzy Zoeller	205/-11		Payne Stewart	210	Spyglass Hill GC Pebble Beach GL Cypress Point CC	Pebble Beach, CA Pebble Beach, CA Pebble Beach, CA	72/6,810 72/6,815 72/6,506
Bing Crosby National Pro-Am								
1985	Mark O'Meara	283/- 5		Kikuo Arai Larry Rinker Curtis Strange	284	Pebble Beach GL Cypress Point CC Spyglass Hill GC	Pebble Beach, CA Pebble Beach, CA Pebble Beach, CA	72/6,815 72/6,506 72/6,810
1984	Hale Irwin*	278/-10		Jim Nelford	278	Pebble Beach GL Cypress Point CC Spyglass Hill GC	Pebble Beach, CA Pebble Beach, CA Pebble Beach, CA	72/6,815 72/6,506 72/6,810
1983	Tom Kite	276/-12		Rex Caldwell Calvin Peete	278	Pebble Beach GL Cypress Point CC Spyglass Hill GC	Pebble Beach, CA Pebble Beach, CA Pebble Beach, CA	72/6,815 72/6,506 72/6,810
1982	Jim Simons	274/-14		Craig Stadler	276	Pebble Beach GL Cypress Point CC Spyglass Hill GC	Pebble Beach, CA Pebble Beach, CA Pebble Beach, CA	72/6,815 72/6,506 72/6,810
1981	John Cook*	209/- 7		Bobby Clampett Ben Crenshaw Hale Irwin Barney Thompson	209	Pebble Beach GL Cypress Point CC Spyglass Hill GC	Pebble Beach, CA Pebble Beach, CA Pebble Beach, CA Pebble Beach, CA	72/6,815 72/6,506 72/6,810 72/6,810
1980	George Burns	280/- 8		Dan Pohl	281	Pebble Beach GL Cypress Point CC Spyglass Hill GC	Pebble Beach, CA Pebble Beach, CA Pebble Beach, CA	72/6,815 72/6,506 72/6,810
1979	Lon Hinkle*	284		Andy Bean Mark Hayes	284	Cypress Point CC Spyglass Hill GC Pebble Beach GL	Pebble Beach, CA Pebble Beach, CA Pebble Beach, CA	72/6,506 72/6,810 72/6,815
1978	Tom Watson*	280		Ben Crenshaw	280	Cypress Point CC Spyglass Hill GC Pebble Beach GL	Pebble Beach, CA Pebble Beach, CA Pebble Beach, CA	72/6,506 72/6,810 72/6,815
1977	Tom Watson	273		Tony Jacklin	274	Cypress Point CC Monterey Peninsula CC (Shore) Pebble Beach GL	Pebble Beach, CA Pebble Beach, CA Pebble Beach, CA	72/6,506 72/6,400 72/6,815
1976	Ben Crenshaw	281		Mike Morley	283	Cypress Point CC Spyglass Hill GC Pebble Beach GL	Pebble Beach, CA Pebble Beach, CA Pebble Beach, CA	72/6,506 72/6,810 72/6,815
1975	Gene Littler	280		Hubert Green	284	Cypress Point CC Spyglass Hill GC Pebble Beach GL	Pebble Beach, CA Pebble Beach, CA Pebble Beach, CA	72/6,506 72/6,810 72/6,815
1974	Johnny Miller	208		Grier Jones	212	Cypress Point CC Spyglass Hill GC Pebble Beach GL	Pebble Beach, CA Pebble Beach, CA Pebble Beach, CA	72/6,506 72/6,810 72/6,815
1973	Jack Nicklaus*	282		Raymond Floyd Orville Moody	282	Cypress Point CC Spyglass Hill GC Pebble Beach GL	Pebble Beach, CA Pebble Beach, CA Pebble Beach, CA	72/6,506 72/6,810 72/6,815
1972	Jack Nicklaus*	284		Johnny Miller	284	Cypress Point CC Spyglass Hill GC Pebble Beach GL	Pebble Beach, CA Pebble Beach, CA Pebble Beach, CA	72/6,506 72/6,810 72/6,815
1971	Tom Shaw	278		Arnold Palmer	280	Cypress Point CC Spyglass Hill GC Pebble Beach GL	Pebble Beach, CA Pebble Beach, CA Pebble Beach, CA	72/6,506 72/6,810 72/6,815
1970	Bert Yancey	278		Jack Nicklaus	279	Cypress Point CC Spyglass Hill GC Pebble Beach GL	Pebble Beach, CA Pebble Beach, CA Pebble Beach, CA	72/6,506 72/6,810 72/6,815
1969	George Archer	283		Bob Dickson Dale Douglass	284	Cypress Point CC Spyglass Hill GC Pebble Beach GL	Pebble Beach, CA Pebble Beach, CA Pebble Beach, CA	72/6,506 72/6,810 72/6,815
1968	Johnny Pott*	285		Howie Johnson Billy Casper Bruce Devlin	285	Pebble Beach GL Cypress Point CC Spyglass Hill GC	Pebble Beach, CA Pebble Beach, CA Pebble Beach, CA	72/6,815 72/6,506 72/6,810
1967	Jack Nicklaus	284		Billy Casper	289	Pebble Beach GL Cypress Point CC Spyglass Hill GC	Pebble Beach, CA Pebble Beach, CA Pebble Beach, CA	72/6,815 72/6,506 72/6,810

Continued on next page

Year	Winner *-Playoff	Score	FedExCup Points	Runners Up	Score	Course	Location	Par Yardage
1966	Don Massengale	283		Arnold Palmer	284	Pebble Beach GL Cypress Point CC Monterey Peninsula CC (Dunes)	Pebble Beach, CA Pebble Beach, CA Pebble Beach, CA	72/6,815 72/6,506 72/6,356
1965	Bruce Crampton	284		Tony Lema	287	Pebble Beach GL Cypress Point CC Monterey Peninsula CC (Dunes)	Pebble Beach, CA Pebble Beach, CA Pebble Beach, CA	72/6,815 72/6,506 72/6,356
1964	Tony Lema	284		Gay Brewer Bo Wininger	287	Pebble Beach GL Cypress Point CC Monterey Peninsula CC (Dunes)	Pebble Beach, CA Pebble Beach, CA Pebble Beach, CA	72/6,815 72/6,506 72/6,356
1963	Billy Casper	285		Dave Hill Jack Nicklaus Gary Player Bob Rosburg Art Wall	286	Pebble Beach GL Cypress Point CC Monterey Peninsula CC (Dunes) Pebble Beach GL	Pebble Beach, CA Pebble Beach, CA Pebble Beach, CA Pebble Beach, CA Pebble Beach, CA	72/6,815 72/6,506 72/6,356 72/6,815 72/6,815
1962	Doug Ford*	286		Joe Campbell	286	Cypress Point CC Monterey Peninsula CC (Dunes) Pebble Beach GL	Pebble Beach, CA Pebble Beach, CA Pebble Beach, CA	72/6,506 72/6,356 72/6,815
1961	Bob Rosburg	282		Roberto De Vicenzo Dave Ragan	283	Cypress Point CC Monterey Peninsula CC (Dunes) Pebble Beach GL	Pebble Beach, CA Pebble Beach, CA Pebble Beach, CA	72/6,506 72/6,356 72/6,815
1960	Ken Venturi	286		Julius Boros Tommy Jacobs	289	Cypress Point CC Monterey Peninsula CC (Dunes) Pebble Beach GL	Pebble Beach, CA Pebble Beach, CA Pebble Beach, CA	72/6,506 72/6,356 72/6,815
1959	Art Wall	279		Jimmy Demaret Gene Littler	281	Cypress Point CC Monterey Peninsula CC (Dunes) Pebble Beach GL	Pebble Beach, CA Pebble Beach, CA Pebble Beach, CA	72/6,506 72/6,356 72/6,815
Bing Crosby National Pro-Am Golf Championship								
1958	Billy Casper	277		Dave Marr	281	Cypress Point CC Monterey Peninsula CC (Dunes) Pebble Beach GL	Pebble Beach, CA Pebble Beach, CA Pebble Beach, CA	72/6,506 72/6,356 72/6,815
1957	Jay Hebert	213		Cary Middlecoff	215	Cypress Point CC Monterey Peninsula CC (Dunes) Pebble Beach GL	Pebble Beach, CA Pebble Beach, CA Pebble Beach, CA	72/6,506 72/6,356 72/6,815
1956	Cary Middlecoff	202		Mike Souchak	207	Cypress Point CC Monterey Peninsula CC (Dunes) Pebble Beach GL	Pebble Beach, CA Pebble Beach, CA Pebble Beach, CA	72/6,506 72/6,356 72/6,815
Bing Crosby Pro-Am Invitational								
1955	Cary Middlecoff	209		Julius Boros Paul McGuire	213	Cypress Point CC Monterey Peninsula CC (Dunes) Pebble Beach GL	Pebble Beach, CA Pebble Beach, CA Pebble Beach, CA	72/6,506 72/6,356 72/6,815
1954	E. J Harrison	210		Jimmy Demaret	211	Cypress Point CC Monterey Peninsula CC (Dunes) Pebble Beach GL	Pebble Beach, CA Pebble Beach, CA Pebble Beach, CA	72/6,506 72/6,356 72/6,815
1953	Lloyd Mangrum	204		Julius Boros	208	Cypress Point CC Monterey Peninsula CC (Dunes) Pebble Beach GL	Pebble Beach, CA Pebble Beach, CA Pebble Beach, CA	72/6,506 72/6,356 72/6,815
Bing Crosby Pro-Am								
1952	Jimmy Demaret	145		Art Bell	147	Cypress Point CC Monterey Peninsula CC (Dunes) Pebble Beach GL	Pebble Beach, CA Pebble Beach, CA Pebble Beach, CA	72/6,506 72/6,356 72/6,815
1951	Byron Nelson	209		Cary Middlecoff	212	Cypress Point CC Monterey Peninsula CC (Dunes) Pebble Beach GL	Pebble Beach, CA Pebble Beach, CA Pebble Beach, CA	72/6,506 72/6,356 72/6,815
1950	Jack Burke, Jr., Dave Douglas, Smiley Quick, Sam Snead*	214				Cypress Point CC	Pebble Beach, CA	72/6,506
1949	Ben Hogan	208		Jim Ferrier	210	Monterey Peninsula CC (Dunes) Pebble Beach GL Cypress Point CC Monterey Peninsula CC (Dunes)	Pebble Beach, CA Pebble Beach, CA Pebble Beach, CA Pebble Beach, CA	72/6,356 72/6,815 72/6,506 72/6,356
1948	Lloyd Mangrum	205		Stan Leonard	210	Pebble Beach GL Cypress Point CC Monterey Peninsula CC (Dunes) Pebble Beach GL	Pebble Beach, CA Pebble Beach, CA Pebble Beach, CA Pebble Beach, CA	72/6,815 72/6,506 72/6,356 72/6,815
1947	George Fazio, Ed Furgol*	213				Cypress Point CC	Pebble Beach, CA	72/6,506
						Monterey Peninsula CC (Dunes) Pebble Beach GL	Pebble Beach, CA Pebble Beach, CA	72/6,356 72/6,815

Continued on next page

Year	Winner *-Playoff	Score	FedExCup Points	Runners Up	Score	Course	Location	Par Yardage
1942	John Dawson	133		Leland Gibson Lloyd Mangrum	136	Rancho Santa Fe GC	Rancho Santa Fe, CA	72/6,869
1941	Sam Snead	136		Craig Wood	137	Rancho Santa Fe GC	Rancho Santa Fe, CA	72/6,869
1940	Ed Oliver	135		Victor Ghezzi	138	Rancho Santa Fe GC	Rancho Santa Fe, CA	72/6,869
1939	E. J Harrison	138		Byron Nelson Horton Smith	139	Rancho Santa Fe GC	Rancho Santa Fe, CA	72/6,869
1938	Sam Snead	139		Jimmy Hines	141	Rancho Santa Fe GC	Rancho Santa Fe, CA	72/6,869
1937	Sam Snead	68		George Von Elm	072	Rancho Santa Fe GC	Rancho Santa Fe, CA	72/6,869

Northern Trust Open



Winner: Aaron Baddeley
 FedExCup Points: 500.00
 \$1,170,000.00
 67-69-67-69 272 (-12)

Pacific Palisades, CA
February 17-20

FedExCup Points: 3,513

Purse: \$6,500,000

Course: Riviera CC | 35-36-71 / 7,325

Round 1	Round 2	Round 3
Robert Allenby - 67 (-4)	Fred Couples - 134 (-8)	Aaron Baddeley - 203 (-10)
Aaron Baddeley - 67 (-4)	Aaron Baddeley - 136 (-6)	Fred Couples - 204 (-9)
Bill Haas - 67 (-4)	J.B. Holmes - 136 (-6)	Kevin Na - 204 (-9)
J.B. Holmes - 67 (-4)	Spencer Levin - 136 (-6)	Vijay Singh - 205 (-8)
Martin Laird - 67 (-4)	John Senden - 136 (-6)	Ryan Moore - 207 (-6)
Spencer Levin - 67 (-4)		John Senden - 207 (-6)
Ben Martin - 67 (-4)		
Carl Pettersson - 67 (-4)		
John Senden - 67 (-4)		

Cut: 78 players at 3-over-par 145 from a field of 144 professionals.

Weather: Thursday: Chilly temperatures, with low of 41 and light rain. First-round play was suspended at 5:45 p.m., with 14 players left to finish their rounds. Friday: Play resumed at 7:45 a.m. The first round was completed at 8:22 a.m. The second round began as scheduled at 6:50 a.m. Clear skies, with cool temperatures in the 50s gave way to afternoon rain and, at times, heavy showers. Second-round play was suspended due to darkness at 5:30 p.m., with 26 players left to finish their rounds. Saturday: Players returned Saturday morning and were back in position at 7 a.m. The third round began at 8:45 a.m. Mostly sunny skies in the morning, with one heavy storm in the middle of the round that turned into light rain and cold temperatures late in the day. Play was not suspended. Sunday: Chilly morning, with temperatures in the low-to-mid 40s. Sunny skies and cool temperatures throughout the day, with a high of 57.

Tournament Record:

264 - Lanny Wadkins (1985)

Current Course Record:

61 - Riviera CC - Ted Tryba (1999)

In 2011, **Aaron Baddeley** became the third Australian to win the Northern Trust Open since 2001, joining **Robert Allenby** (2001) and **Adam Scott** (2005). Scott's unofficial victory was shortened to a 36-hole win due to rain.

The lone player with four rounds in the 60s en route to winning the 2011 Northern Trust Open was **Aaron Baddeley**, who became the first to win the Northern Trust Open with four sub-70 rounds since **Charles Howell III** in 2007.

The week prior to winning the 2011 Northern Trust Open, **Aaron Baddeley** tied for sixth at the AT&T Pebble Beach National Pro-Am. He had not posted back-to-back top 10s since August 2007, when he finished fifth at the Deutsche Bank Championship and second at the BMW Championship.

International winners - Northern Trust Open (16):

Harry Cooper (1926 - England)

Bobby Cruickshank (1927 - Scotland)

MacDonald Smith (1928-29, 1932, 1934 - Scotland)

Jimmy Thomson (1938 - Scotland)

T.C. Chen (1987 - Taiwan)

Nick Faldo (1997 - England)

Ernie Els (1999 - South Africa)

Robert Allenby (2001 - Australia)

Mike Weir (2003-04 - Canada)

Adam Scott (2005 - Australia)

Rory Sabbatini (2006 - South Africa)

Aaron Baddeley (2011 - Australia)

On January 24, 2011, **Vijay Singh** slipped to No. 104 in the Official World Golf Ranking, the first time since 1989 he had not been within the top 100. He climbed to No. 82 after a tie for third at the Waste Management Phoenix Open and moved to No. 49 with a runner-up finish at the Northern Trust Open. In nine previous starts at the Northern Trust Open, Singh's best finish had been a tie for 18th in 2000.

First-time winners - Northern Trust Open (8):

Vic Ghezzi, 1935

Johnny Bulla, 1941

Fred Wampler, 1954

Phil Rodgers, 1962

T.C. Chen, 1987

Chip Beck, 1988

Kirk Triplett, 2000

Len Mattiace, 2002

Fred Couples tied for seventh in his 29th career start at the Northern Trust Open, one shy of **Gene Littler's** tournament-record 30 appearances. The two-time champion has made the cut in 27 of his 29 starts and collected 14 top 10s, highlighted by victories in 1990 and 1992.

Playing in his 28th career Northern Trust Open, two-time champion and UCLA alumni **Corey Pavin** tied for 55th.

Nine players tied for the lead at 4-under par after the first round of the 2011 Northern Trust Open, representing the most after any round since the PGA TOUR starting keeping that record in 1970.

Tournament Results

Pos	Player	Score				Total	FedExCup Points	Earnings
		Rnd1	Rnd2	Rnd3	Rnd4			
1	Aaron Baddeley	67	69	67	69	272/-12	500.00	1,170,000.00
2	Vijay Singh	68	70	67	69	274/-10	300.00	702,000.00
3	Kevin Na	71	66	67	71	275/-9	190.00	442,000.00
T4	Robert Allenby	67	70	71	68	276/-8	115.00	268,666.67
T4	Jimmy Walker	68	71	69	68	276/-8	115.00	268,666.67
T4	Ryan Moore	69	68	70	69	276/-8	115.00	268,666.66
T7	K.J. Choi	70	69	70	68	277/-7	87.50	209,625.00
T7	Fred Couples	68	66	70	73	277/-7	87.50	209,625.00
T9	David Duval	71	71	69	67	278/-6	75.00	175,500.00
T9	J.J. Henry	69	74	69	66	278/-6	75.00	175,500.00
T9	Justin Rose	69	69	70	70	278/-6	75.00	175,500.00
T12	Paul Casey	71	67	73	68	279/-5	55.88	112,666.67
T12	Ben Curtis	71	70	71	67	279/-5	55.88	112,666.67
T12	Retief Goosen	69	71	70	69	279/-5	55.88	112,666.67
T12	Bill Haas	67	74	71	67	279/-5	55.88	112,666.67
T12	Kevin Stadler	70	71	69	69	279/-5	55.88	112,666.67
T12	Jhonattan Vegas	71	70	72	66	279/-5	55.88	112,666.67
T12	Stuart Appleby	69	72	68	70	279/-5	55.88	112,666.66
T12	J.B. Holmes	67	69	72	71	279/-5	55.88	112,666.66
T12	Spencer Levin	67	69	72	71	279/-5	55.88	112,666.66
T21	Paul Goydos	72	73	68	67	280/-4	48.50	70,200.00
T21	Geoff Ogilvy	69	71	71	69	280/-4	48.50	70,200.00
T21	John Senden	67	69	71	73	280/-4	48.50	70,200.00
T21	Cameron Tringale	71	68	71	70	280/-4	48.50	70,200.00
T25	Erik Compton	72	70	75	64	281/-3		51,837.50
T25	Martin Laird	67	73	69	72	281/-3	44.50	51,837.50
T25	Zack Miller	76	66	71	68	281/-3	44.50	51,837.50
T25	Vaughn Taylor	71	71	68	71	281/-3	44.50	51,837.50
T29	Brendon de Jonge	72	72	69	69	282/-2	39.50	41,329.17
T29	Jason Dufner	70	75	68	69	282/-2	39.50	41,329.17
T29	Zach Johnson	73	70	68	71	282/-2	39.50	41,329.17
T29	Steve Stricker	73	72	65	72	282/-2	39.50	41,329.17
T29	Stewart Cink	70	67	71	74	282/-2	39.50	41,329.16
T29	Trevor Immelman	70	67	72	73	282/-2	39.50	41,329.16
T35	Rickie Fowler	74	71	68	70	283/-1	31.50	28,697.50
T35	Jim Furyk	75	70	71	67	283/-1	31.50	28,697.50
T35	Tommy Gainey	71	71	69	72	283/-1	31.50	28,697.50
T35	Hunter Haas	71	69	70	73	283/-1	31.50	28,697.50
T35	Brandt Jobe	71	73	69	70	283/-1	31.50	28,697.50
T35	Matt Kuchar	69	73	69	72	283/-1	31.50	28,697.50
T35	Jarrod Lyle	70	72	71	70	283/-1	31.50	28,697.50
T35	Steve Marino	71	71	70	71	283/-1	31.50	28,697.50
T35	Phil Mickelson	71	70	74	68	283/-1	31.50	28,697.50
T35	Ryan Palmer	70	71	70	72	283/-1	31.50	28,697.50
T45	Steve Flesch	73	71	72	68	284/E	23.50	18,590.00
T45	Scott McCarron	72	72	70	70	284/E	23.50	18,590.00
T45	Jeff Overton	73	71	72	68	284/E	23.50	18,590.00
T45	Scott Piercy	73	66	73	72	284/E	23.50	18,590.00
T45	Michael Putnam	72	69	72	71	284/E	23.50	18,590.00
T45	Peter Tomasulo	68	74	71	71	284/E	23.50	18,590.00
T51	Chad Collins	70	73	69	73	285/1	18.50	15,502.50
T51	Harrison Frazar	69	74	65	77	285/1	18.50	15,502.50
T51	Robert Garrigus	73	69	72	71	285/1	18.50	15,502.50
T51	Lucas Glover	73	72	70	70	285/1	18.50	15,502.50
T55	Padraig Harrington	68	71	75	72	286/2	13.00	14,560.00
T55	Charley Hoffman	71	74	68	73	286/2	13.00	14,560.00
T55	Hunter Mahan	72	71	72	71	286/2	13.00	14,560.00
T55	Corey Pavin	69	71	76	70	286/2	13.00	14,560.00
T55	Carl Pettersson	67	78	70	71	286/2	13.00	14,560.00
T55	Andres Romero	72	73	72	69	286/2	13.00	14,560.00
T55	D.J. Trahan	71	73	71	71	286/2	13.00	14,560.00
T62	Yuta Ikeda	71	73	74	69	287/3		13,845.00
T62	Robert Karlsson	71	70	72	74	287/3	7.50	13,845.00
T62	Louis Oosthuizen	71	70	72	74	287/3	7.50	13,845.00
T62	Tim Petrovic	74	70	75	68	287/3	7.50	13,845.00
T66	Charles Howell III	72	72	73	71	288/4	4.50	13,455.00
T66	Shaun Micheel	72	69	72	75	288/4	4.50	13,455.00
T68	Arjun Atwal	71	74	72	72	289/5	2.50	13,195.00
T68	Justin Leonard	73	72	72	72	289/5	2.50	13,195.00
T70	Jason Bohn	72	73	72	73	290/6	.99	12,935.00
T70	Matt Jones	71	74	72	73	290/6	.99	12,935.00

Continued on next page

Pos	Player	Score				Total	FedExCup Points	Earnings
		Rnd1	Rnd2	Rnd3	Rnd4			
T72	Ricky Barnes	72	73	71	75	291/7	.95	12,675.00
T72	Sean O'Hair	72	71	75	73	291/7	.95	12,675.00
T74	Michael Sim	70	71	77	74	292/8	.91	12,415.00
T74	Mark Wilson	71	73	76	72	292/8	.91	12,415.00
76	Troy Merritt	71	74	75	73	293/9	.88	12,220.00
77	Brian Davis	68	76	78	72	294/10	.86	12,090.00

The following players failed to complete the tournament: **CUT** – Rich Beem, Matt Bettencourt, Keegan Bradley, Angel Cabrera, Chad Campbell, Steve Elkington, Jeff Maggert, Chris Riley, Rory Sabbatini, Brandt Snedeker, Kevin Streelman, Dean Wilson, Luke Donald, Kyung-tae Kim, Chris Kirk, Marc Leishman, Bill Lunde, Will MacKenzie, Ben Martin, Troy Matteson, William McGirt, Bryce Molder, D.A. Points, John Rollins, Chris Stroud, Daniel Summerhays, Y.E. Yang, Jonathan Byrd, Greg Chalmers, Dustin Johnson, Charlie Wi, Blake Adams, Joseph Bramlett, Michael Connell, Jason Gore, Ryo Ishikawa, Kevin Sutherland, Bo Van Pelt, Michael Bradley, Jason Day, J.P. Hayes, Billy Mayfair, Pat Perez, Chez Reavie, Josh Teater, Tim Wilkinson, Kris Blanks, Steven Bowditch, Tom Gillis, Nathan Green, Derek Lamely, Roland Thatcher, Marc Turnesa, Cameron Beckman, Alex Prugh, Jon Fiedler, Brendan Steele, Mike Weir, Brad Faxon, Bio Kim ; **W/D** – Anthony Kim, Alex Cejka, Joe Durant, Bubba Watson, Rocco Mediate, Ryuji Imada ; **DQ** – Chris DiMarco ;

Tournament History

Year	Winner *-Playoff	Score	FedExCup Points	Runners Up	Score	Course	Location	Par Yardage
Northern Trust Open								
2011	Aaron Baddeley	272/-12	500.00	Vijay Singh	274	Riviera CC	Pacific Palisades, CA	71/7,325
2010	Steve Stricker	268/-16	500.00	Luke Donald	270	Riviera CC	Pacific Palisades, CA	71/7,325
2009	Phil Mickelson	269/-15	500.00	Steve Stricker	270	Riviera CC	Pacific Palisades, CA	71/7,279
2008	Phil Mickelson	272/-12	4, 500	Jeff Quinney	274	Riviera CC	Pacific Palisades, CA	71/7,279
Nissan Open								
2007	Charles Howell III*	268/-16	4, 500	Phil Mickelson	268	Riviera CC	Pacific Palisades, CA	71/7,279
2006	Rory Sabbatini	271/-13		Adam Scott	272	Riviera CC	Pacific Palisades, CA	71/7,279
2005	Adam Scott*	133/- 9		Chad Campbell	133	Riviera CC	Pacific Palisades, CA	71/7,260
2004	Mike Weir	267/-17		Shigeki Maruyama	268	Riviera CC	Pacific Palisades, CA	71/7,260
2003	Mike Weir*	275/- 9		Charles Howell III	275	Riviera CC	Pacific Palisades, CA	71/7,222
2002	Len Mattiace	269/-15		Brad Faxon	270	Riviera CC	Pacific Palisades, CA	71/7,174
2001	Robert Allenby*	276/- 8		Scott McCarron Rory Sabbatini Brandel Chamblee	276	Riviera CC	Pacific Palisades, CA	71/7,078
				Toshi Izawa Dennis Paulson Jeff Sluman Bob Tway				
2000	Kirk Triplett	272/-12		Jesper Parnevik	273	Riviera CC	Pacific Palisades, CA	71/7,056
1999	Ernie Els	270/-14		Davis Love III Ted Tryba Tiger Woods	272	Riviera CC	Pacific Palisades, CA	71/6,946
1998	Billy Mayfair*	272/-12		Tiger Woods	272	Valencia CC	Valencia, CA	71/6,967
1997	Nick Faldo	272/-12		Craig Stadler	275	Riviera CC	Pacific Palisades, CA	71/6,946
1996	Craig Stadler	278/- 6		Mark Brooks Fred Couples Scott Simpson Mark Wiebe	279	Riviera CC	Pacific Palisades, CA	71/6,946
1995	Corey Pavin	268/-16		Jay Don Blake Kenny Perry	271	Riviera CC	Pacific Palisades, CA	71/6,946
Nissan Los Angeles Open								
1994	Corey Pavin	271/-13		Fred Couples	273	Riviera CC	Pacific Palisades, CA	71/6,946
1993	Tom Kite	206/- 7		Dave Barr Fred Couples Donnie Hammond Payne Stewart	209	Riviera CC	Pacific Palisades, CA	71/6,946
1992	Fred Couples*	269/-15		Davis Love III	269	Riviera CC	Pacific Palisades, CA	71/6,946
1991	Ted Schulz	272/-12		Jeff Sluman	273	Riviera CC	Pacific Palisades, CA	71/6,949
1990	Fred Couples	266/-18		Gil Morgan	269	Riviera CC	Pacific Palisades, CA	71/6,946
1989	Mark Calcavecchia	272/-12		Sandy Lyle	273	Riviera CC	Pacific Palisades, CA	71/6,946
Los Angeles Open Presented by Nissan								
1988	Chip Beck	267/-17		Mac O'Grady Bill Sander	271	Riviera CC	Pacific Palisades, CA	71/6,946
1987	T.C. Chen*	275/- 9		Ben Crenshaw	275	Riviera CC	Pacific Palisades, CA	71/7,029
Los Angeles Open								
1986	Doug Tewell	270/-14		Clarence Rose	277	Riviera CC	Pacific Palisades, CA	71/7,029
1985	Lanny Wadkins	264/-20		Hal Sutton	271	Riviera CC	Pacific Palisades, CA	71/7,029

Continued on next page

Year	Winner *-Playoff	Score	FedExCup Points	Runners Up	Score	Course	Location	Par Yardage
1984	David Edwards	279/- 5		Jack Renner	282	Riviera CC	Pacific Palisades, CA	71/7,029
Glen Campbell-Los Angeles Open								
1983	Gil Morgan	270/-14		Gibby Gilbert Mark McCumber Lanny Wadkins	272	Rancho Municipal GC	Los Angeles, CA	71/6,827
1982	Tom Watson*	271/-13		Johnny Miller	271	Riviera CC	Pacific Palisades, CA	71/7,029
1981	Johnny Miller	270/-14		Tom Weiskopf	272	Riviera CC	Pacific Palisades, CA	71/7,029
1980	Tom Watson	276/- 8		Bob Gilder Don January	277	Riviera CC	Pacific Palisades, CA	71/7,029
1979	Lanny Wadkins	276		Lon Hinkle	277	Riviera CC	Pacific Palisades, CA	71/7,029
1978	Gil Morgan	278		Jack Nicklaus	280	Riviera CC	Pacific Palisades, CA	71/7,029
1977	Tom Purtzer	273		Lanny Wadkins	274	Riviera CC	Pacific Palisades, CA	71/7,029
1976	Hale Irwin	272		Tom Watson	274	Riviera CC	Pacific Palisades, CA	71/7,029
1975	Pat Fitzsimons	275		Tom Kite	279	Riviera CC	Pacific Palisades, CA	71/7,029
1974	Dave Stockton	276		John Mahaffey Sam Snead	278	Riviera CC	Pacific Palisades, CA	71/7,029
1973	Rod Funseth	276		Don Bies David Graham Dave Hill Tom Weiskopf	279	Riviera CC	Pacific Palisades, CA	71/7,029
1972	George Archer*	270		Tommy Aaron Dave Hill	270	Rancho Municipal GC	Los Angeles, CA	71/6,827
1971	Bob Lunn*	274		Billy Casper	274	Rancho Municipal GC	Los Angeles, CA	71/6,827
Los Angeles Open								
1970	Billy Casper*	276		Hale Irwin	276	Rancho Municipal GC	Los Angeles, CA	71/6,827
1969	Charles Sifford*	276		Harold Henning	276	Rancho Municipal GC	Los Angeles, CA	71/6,827
1968	Billy Casper	274		Arnold Palmer	277	Brookside GC	Pasadena, CA	71/7,021
1967	Arnold Palmer	269		Gay Brewer	274	Rancho Municipal GC	Los Angeles, CA	71/6,827
1966	Arnold Palmer	273		Miller Barber Paul Harney	276	Rancho Municipal GC	Los Angeles, CA	71/6,827
1965	Paul Harney	276		Dan Sikes	279	Rancho Municipal GC	Los Angeles, CA	71/6,827
1964	Paul Harney	280		Bobby Nichols	281	Rancho Municipal GC	Los Angeles, CA	71/6,827
1963	Arnold Palmer	274		Al Balding Gary Player	277	Rancho Municipal GC	Los Angeles, CA	71/6,827
1962	Phil Rodgers	268		Bob Goalby Fred Hawkins	277	Rancho Municipal GC	Los Angeles, CA	71/6,827
1961	Bob Goalby	275		Eric Brown Art Wall	278	Rancho Municipal GC	Los Angeles, CA	71/6,827
1960	Dow Finsterwald	280		Bill Collins Jay Hebert Dave Ragan Art Wall	283	Rancho Municipal GC	Los Angeles, CA	71/6,827
1959	Ken Venturi	278		Art Wall	280	Rancho Municipal GC	Los Angeles, CA	71/6,827
1958	Frank Stranahan	275		E. J. Harrison	278	Rancho Municipal GC	Los Angeles, CA	71/6,827
1957	Doug Ford	280		Jay Hebert	281	Rancho Municipal GC	Los Angeles, CA	71/6,827
1956	Lloyd Mangrum	272		Jerry Barber	275	Rancho Municipal GC	Los Angeles, CA	71/6,827
1955	Gene Littler	276		Ted Kroll	278	Inglewood CC	Inglewood, CA	72/6,440
1954	Fred Wampler	281		Jerry Barber Chick Harbert	282	Fox Hills CC	Culver City, CA	N/A
1953	Lloyd Mangrum	280		Jack Burke Jr.	285	Riviera CC	Pacific Palisades, CA	71/7,029
1952	Tommy Bolt*	289		Jack Burke Jr.	289	Riviera CC	Pacific Palisades, CA	71/7,029
1951	Lloyd Mangrum	280		Henry Ransom	281	Riviera CC	Pacific Palisades, CA	71/7,029
1950	Sam Snead*	280		Ben Hogan	280	Riviera CC	Pacific Palisades, CA	71/7,029
1949	Lloyd Mangrum	284		E. J. Harrison	287	Riviera CC	Pacific Palisades, CA	71/7,029
1948	Ben Hogan	275		Lloyd Mangrum	279	Riviera CC	Pacific Palisades, CA	71/7,029
1947	Ben Hogan	280		Toney Penna	283	Riviera CC	Pacific Palisades, CA	71/7,029
1946	Byron Nelson	284		Ben Hogan	289	Riviera CC	Pacific Palisades, CA	71/7,029
1945	Sam Snead	283		Harold McSpaden Byron Nelson	284	Riviera CC	Pacific Palisades, CA	71/7,029
1944	Harold McSpaden	278		Johnny Bulla	281	Wilshire Country Club	Los Angeles, CA	71/6,442
1942	Ben Hogan*	282		Jimmy Thomson	282	Hillcrest CC	Los Angeles, CA	71/6,911
1941	Johnny Bulla	281		Craig Wood	283	Riviera CC	Pacific Palisades, CA	71/7,029
1940	Lawson Little	282		Clayton Heafner	283	Los Angeles CC (North)	Los Angeles, CA	71/6,895
1939	Jimmy Demaret	274		Harold McSpaden	281	Griffith Park (Wilson)	Los Angeles, CA	72/6,820
1938	Jimmy Thomson	273		Johnny Revolta	277	Griffith Park (Harding)	Los Angeles, CA	72/6,488
1937	Harry Cooper	274		Ralph Guldahl	279	Griffith Park (Wilson)	Los Angeles, CA	72/6,802
1936	Jimmy Hines	280		Horton Smith Henry Picard	284	Griffith Park (Harding) Los Angeles CC (North)	Los Angeles, CA	72/6,488 71/6,895

Continued on next page

Year	Winner *-Playoff	Score	FedExCup Points	Runners Up	Score	Course	Location	Par Yardage
1935	Victor Ghezzi*	285		Jimmy Thomson				
1934	MacDonald Smith	280		Johnny Revolta	285	Los Angeles CC (North)	Los Angeles, CA	71/6,895
				Willie Hunter	288	Los Angeles CC (North)	Los Angeles, CA	71/6,895
1933	Craig Wood	281		Bill Mehlhorn				
				Leo Diegel	285	Wilshire Country Club	Los Angeles, CA	71/6,442
				Willie Hunter				
1932	MacDonald Smith	281		Leo Diegel	285	Hillcrest CC	Los Angeles, CA	71/6,911
				Olin Dutra				
				Joe Kirkwood Sr.				
				Dick Metz				
1931	Ed Dudley	285		Al Espinosa	287	Wilshire Country Club	Los Angeles, CA	71/6,442
				Eddie Loos				
1930	Denny Shute	296		Bobby Cruickshank	300	Riviera CC	Pacific Palisades, CA	71/7,029
				Horton Smith				
1929	MacDonald Smith	285		Tommy Armour	291	Riviera CC	Pacific Palisades, CA	71/7,029
1928	MacDonald Smith	284		Harry Cooper	287	Wilshire Country Club	Los Angeles, CA	71/6,442
1927	Bobby Cruickshank	282		Ed Dudley	288	El Caballero CC	Tarzana, CA	71/6,830
				Charles Guest				
1926	Harry Cooper	279		George Von Elm	282	Los Angeles CC (North)	Los Angeles, CA	71/6,895

Mayakoba Golf Classic at Riviera Maya-Cancun



Winner: Johnson Wagner
 FedExCup Points: 250.00
 \$666,000.00
 69-66-65-67 267 (-17)

Riviera Maya, Mex
February 24-27

FedExCup Points: 1,759

Purse: \$3,700,000

Course: El Camaleon | 36-35-71/ 6,923

Round 1	Round 2	Round 3
Andres Gonzales - 66 (-5)	Chris Stroud - 131 (-11)	Johnson Wagner - 200 (-13)
Mark Hensby - 66 (-5)	Sunghoon Kang - 134 (-8)	Chris Stroud - 201 (-12)
Kyle Stanley - 66 (-5)	Cameron Percy - 134 (-8)	Bobby Gates - 202 (-11)
David Toms - 66 (-5)	Kevin Stadler - 134 (-8)	Spencer Levin - 202 (-11)
Briny Baird - 67 (-4)	Billy Horschel - 135 (-7)	Jarrold Lyle - 202 (-11)
Cameron Beckman - 67 (-4)	Fredrik Jacobson - 135 (-7)	
Kent Jones - 67 (-4)	Kent Jones - 135 (-7)	
Sunghoon Kang - 67 (-4)	Spencer Levin - 135 (-7)	
Alexandre Rocha - 67 (-4)	Jarrold Lyle - 135 (-7)	
Chris Tidland - 67 (-4)	William McGirt - 135 (-7)	
Johnson Wagner - 69 (-2)	Johnson Wagner - 135 (-7)	

Cut: 75 players at even-par 142 from a field of 132 professionals.

Weather: Thursday: Partly cloudy with temperatures in the low 80s. Winds E/SE at 15-20 mph, gusting to 25 mph. Friday: Partly cloudy with temperatures in the low 80s. Winds SE at 10-15 mph, gusting to 20 mph. Saturday: Partly to mostly cloudy with scattered afternoon showers. Temperatures remained in the low 80s. Winds ESE at 8-15 mph, gusting to 20 mph. Play was suspended at 1:58 p.m. CST due to a dangerous weather situation with all 75 players on the course. Play resumed at 2:08 p.m. Sunday: Partly cloudy with temperatures reaching 82 degrees. Winds SE at 10-18 mph, gusting to 20-25 mph.

Tournament Record:

264 - Brian Gay (2008)

Current Course Record:

61 - El Camaleon - Roland Thatcher (2008)

At 30 years, 11 months, 4 days, **Johnson Wagner** became the youngest winner of the Mayakoba Golf Classic in 2011.

Johnson Wagner's playoff victory over **Spencer Levin** at the 2011 Mayakoba Golf Classic was the second playoff in tournament history. **Fred Funk** defeated **Jose Coceres** on the second playoff hole to win the first Mayakoba Golf Classic in 2007.

Chris Stroud recorded eight straight birdies in the second round (Nos. 9-16), one off the PGA TOUR record of nine straight birdies.

2011 Mayakoba Golf Classic champion **Johnson Wagner** finished 126th on the PGA TOUR money list in 2010. He is the first player to finish No. 126 on the

PGA TOUR money list and win the following year since **Robert Allenby** finished No. 126 on the 1999 money list and then won twice in 2000.

Of the three past champions in the field, 2008 Mayakoba Golf Classic champion **Brian Gay** had the best finish (tied for fifth). Defending champion **Cameron Beckman** tied for 12th, while 2007 winner **Fred Funk** missed the cut.

The last four winners (2008-11) of the Mayakoba Golf Classic have recorded all four rounds in the 60s.

John Cook, who won the season-opening Mitsubishi Electric Championship at Hualalai on the Champions Tour, finished third at the 2011 Mayakoba Golf Classic, his first PGA TOUR top 10 since the 2006 Reno-Tahoe Open (tied for fifth).

Tournament Results

Pos	Player	Score					FedExCup Points	Earnings
		Rnd1	Rnd2	Rnd3	Rnd4	Total		
1	Johnson Wagner	69	66	65	67	267/-17	250.00	666,000.00
2	Spencer Levin	68	67	67	65	267/-17	150.00	399,600.00
3	John Cook	70	68	66	66	270/-14	95.00	251,600.00
4	Chris Stroud	68	63	70	70	271/-13	70.00	177,600.00
T5	Briny Baird	67	70	66	69	272/-12	45.08	121,175.00
T5	Bobby Gates	70	68	64	70	272/-12	45.08	121,175.00
T5	Brian Gay	69	68	67	68	272/-12	45.08	121,175.00
T5	Jarrold Lyle	69	66	67	70	272/-12	45.08	121,175.00
T5	Rory Sabbatini	69	69	68	66	272/-12	45.08	121,175.00
T5	David Toms	66	70	69	67	272/-12	45.08	121,175.00
11	Kent Jones	67	68	69	69	273/-11	35.00	92,500.00
12	Cameron Beckman	67	70	66	71	274/-10	32.50	85,100.00
T13	Billy Horschel	70	65	70	70	275/-9	27.91	65,366.67
T13	Tom Lehman	70	70	66	69	275/-9	27.91	65,366.67
T13	Kyle Stanley	66	71	69	69	275/-9	27.91	65,366.67
T13	Brett Wetterich	69	68	69	69	275/-9	27.91	65,366.67
T13	Charles Howell III	68	69	67	71	275/-9	27.91	65,366.66

Continued on next page

Pos	Player	Score				Total	FedExCup Points	Earnings
		Rnd1	Rnd2	Rnd3	Rnd4			
T13	Jeff Quinney	71	67	65	72	275/-9	27.91	65,366.66
T19	Jason Bohn	72	68	65	71	276/-8	23.75	37,777.00
T19	Tommy Gainey	68	68	68	72	276/-8	23.75	37,777.00
T19	J.J. Henry	69	69	67	71	276/-8	23.75	37,777.00
T19	Fredrik Jacobson	68	67	70	71	276/-8	23.75	37,777.00
T19	Sunghoon Kang	67	67	69	73	276/-8	23.75	37,777.00
T19	Scott McCarron	69	68	68	71	276/-8	23.75	37,777.00
T19	William McGirt	68	67	69	72	276/-8	23.75	37,777.00
T19	Cameron Percy	68	66	70	72	276/-8	23.75	37,777.00
T19	Tom Pernice Jr.	69	68	67	72	276/-8	23.75	37,777.00
T19	Jhonattan Vegas	74	65	70	67	276/-8	23.75	37,777.00
T29	Tim Herron	71	71	65	70	277/-7	19.75	23,525.84
T29	Jose Manuel Lara	72	70	64	71	277/-7		23,525.84
T29	Colt Knost	71	68	67	71	277/-7	19.75	23,525.83
T29	Steve Lowery	72	65	68	72	277/-7	19.75	23,525.83
T29	Joe Ogilvie	71	70	68	68	277/-7	19.75	23,525.83
T29	Scott Verplank	74	67	64	72	277/-7	19.75	23,525.83
T35	Alejandro Canizares	74	67	66	71	278/-6		17,469.29
T35	David Hearn	69	70	69	70	278/-6	16.50	17,469.29
T35	Mark Hensby	66	70	70	72	278/-6	16.50	17,469.29
T35	Boo Weekley	72	66	70	70	278/-6	16.50	17,469.29
T35	Scott Gutschewski	70	68	67	73	278/-6	16.50	17,469.28
T35	Richard S Johnson	68	71	74	65	278/-6	16.50	17,469.28
T35	Nick O'Hern	70	69	70	69	278/-6	16.50	17,469.28
T42	D.J. Brigman	70	71	67	71	279/-5	14.00	13,690.00
T42	Chad Collins	72	68	68	71	279/-5	14.00	13,690.00
T42	Chris Riley	70	67	71	71	279/-5	14.00	13,690.00
T45	Craig Barlow	71	68	71	70	280/-4	12.00	10,833.60
T45	Jonathan Kaye	72	68	70	70	280/-4	12.00	10,833.60
T45	George McNeill	73	67	66	74	280/-4	12.00	10,833.60
T45	John Merrick	68	70	65	77	280/-4	12.00	10,833.60
T45	Zack Miller	73	64	69	74	280/-4	12.00	10,833.60
T50	Robert Gamez	69	68	71	73	281/-3	9.25	8,855.34
T50	Kirk Triplett	69	73	67	72	281/-3	9.25	8,855.34
T50	Fabian Gomez	69	71	72	69	281/-3	9.25	8,855.33
T50	Jim Herman	71	71	69	70	281/-3	9.25	8,855.33
T50	Jerry Kelly	69	69	67	76	281/-3	9.25	8,855.33
T50	Alexandre Rocha	67	74	69	71	281/-3	9.25	8,855.33
T56	Michael Allen	71	69	70	72	282/-2	7.25	8,399.00
T56	Will MacKenzie	71	69	69	73	282/-2	7.25	8,399.00
T58	Shane Bertsch	70	70	71	72	283/-1	5.50	8,140.00
T58	Andres Gonzales	66	72	67	78	283/-1	5.50	8,140.00
T58	David Mathis	68	70	69	76	283/-1	5.50	8,140.00
T58	Billy Mayfair	73	66	72	72	283/-1	5.50	8,140.00
T58	Jim Renner	72	69	71	71	283/-1	5.50	8,140.00
T63	Rod Pampling	70	70	72	72	284/E	3.75	7,881.00
T63	Nate Smith	69	73	70	72	284/E	3.75	7,881.00
T65	Steven Bowditch	71	68	73	73	285/1	2.75	7,733.00
T65	Joseph Bramlett	69	69	72	75	285/1	2.75	7,733.00
T67	Scott Gordon	73	66	71	76	286/2	1.25	7,511.00
T67	Justin Hicks	72	69	70	75	286/2	1.25	7,511.00
T67	Chris Tidland	67	74	71	74	286/2	1.25	7,511.00
T67	Charles Warren	73	68	72	73	286/2	1.25	7,511.00
T71	Woody Austin	71	70	72	74	287/3	.48	7,252.00
T71	Kevin Chappell	72	69	72	74	287/3	.48	7,252.00
T71	Jason Gore	70	71	70	76	287/3	.48	7,252.00
T74	Nathan Green	73	69	71	75	288/4	.45	7,067.00
T74	Kevin Stadler	68	66	71	83	288/4	.45	7,067.00

The following players failed to complete the tournament: **CUT** – Federico Garcia, Lee Janzen, Bio Kim, Aron Price, Esteban Toledo, Omar Uresti, Duffy Waldorf, Joe Affrunti, Chad Campbell, Todd Hamilton, Jeff Maggert, Len Mattiace, Will Strickler, Michael Thompson, Peter Tomasulo, Garrett Willis, Aaron Baddeley, Tomas Cocha, Fred Funk, Frank Lickliter II, John Mallinger, Jesper Parnevik, Carl Paulson, Scott Piercy, Dicky Pride, Ted Purdy, Tag Ridings, Oscar Serna, Scott Stallings, Paul Stankowski, Marc Turnesa, Jay Williamson, Joe Durant, Brad Faxon, Michael Letzig, Carl Pettersson, James Driscoll, Carlos Franco, Skip Kendall, Kevin Kisner, Chris Smith, Josh Teater, Chris Baryla, John Daly, Matt McQuillan, Jose de Jesus Rodriguez, Mike Small, John Huston, Andres Romero, Santiago Luna, Martin Piller, Brett Quigley, Michael Sim, Jon McLean, Drew Stoltz, Inigo Urquizu, Efen Serna-Jr ;

Tournament History

Year	Winner *-Playoff	Score	FedExCup Points	Runners Up	Score	Course	Location	Par Yardage
Mayakoba Golf Classic at Riviera Maya-Cancun								
2011	Johnson Wagner*	267/-17	250.00	Spencer Levin	267	El Camaleon	Riviera Maya, Mex	71/6,923
2010	Cameron Beckman	269/-15	250.00	Joe Durant Brian Stuard	271	El Camaleon	Riviera Maya, Mex	71/6,923
2009	Mark Wilson	267/-13	250.00	J.J. Henry	269	El Camaleon	Riviera Maya, Mex	70/6,923
2008	Brian Gay	264/-16	2, 250	Steve Marino	266	El Camaleon	Riviera Maya, Mex	70/6,923
2007	Fred Funk*	266/-14	2, 250	Jose Coceres	266	El Camaleon	Riviera Maya, Mex	70/6,923



World Golf Championships-Accenture Match Play Championship



Winner: Luke Donald
FedExCup Points: 550.00
\$1,400,000.00

Marana, AZ
February 23-27

FedExCup Points: 3,641

Purse: \$8,500,000

Course: Ritz-Carlton GC, Dove Mountain | 36-36-72/ 7,791

Weather: Wednesday: Tee times were delayed approximately 30 minutes due to a frost delay. After the cold start, temperatures rebounded with a high in the mid 60s and winds SW 10-15 mph. Thursday: Partly cloudy and cool with temperatures reaching 65 by mid-afternoon. Winds W at 8-12 mph. Friday: Mostly sunny, with temperatures in the high 60s and low 70s. Winds SSE at 4-8 mph. Based on the Saturday forecast (winds 25-35 mph, with higher gusts) and Sunday (cold temperatures and precipitation in the morning), the schedule for the final two days of competition were adjusted to give the best opportunity for completing the tournament on time. Instead of quarterfinals on Saturday and semifinals, championship and consolation matches on Sunday, the quarterfinals and semifinals were played Saturday, with the championship and consolation matches on Sunday. Saturday: A strong and cold low-pressure system moving E brought increasing clouds and strong winds. A mix of sun and clouds, with SW winds at 10-20 mph and gusts to 28 mph. Temperatures in the mid-60s. Sunday: Approximately 1 inch of snow fell in the early morning. Snow melted by late morning and conditions improved. Mix of sun and clouds, with temperatures in the high 40s and winds W at 10-15 mph. The championship match was suspended five minutes (players held in position) at 1:04 p.m. due to hail. The consolation match was uninterrupted.

A tournament-record eight matches went to extra holes in the first round in 2011, surpassing the previous mark of seven in 2006.

Luke Donald's path to the 2011 Accenture Match Play Championship title

Round 1 - 6 and 5 over No. 56 **Charley Hoffman** (U.S.)

Round 2 - 2 and 1 over No. 24 **Edoardo Molinari** (Italy)

Round 3 - 3 and 2 over No. 57 **Matteo Manassero** (Italy)

Quarterfinal - 5 and 4 over No. 48 **Ryan Moore** (U.S.)

Semifinal - 6 and 5 over No. 13 **Matt Kuchar** (U.S.)

Finals - 3 and 2 over No. 2 **Martin Kaymer** (Germany)

Luke Donald never trailed in any of his six matches en route to winning the 2011 World Golf Championships-Accenture Match Play Championship. The latest in a match he was all square was through 10 holes to Edoardo Molinari (second round) and **Martin Kaymer** (championship match). He joined **Tiger Woods** (2003) as the only winner of the Accenture Match Play Championship to not have any of his six matches reach No. 18.

At 73 holes, **Luke Donald** broke the record for fewest holes played to advance to the finals, a record previously held by **Tiger Woods**, with 77 holes in 2003.

With his 2011 victory at the Accenture Match Play Championship, **Luke Donald** improved his career record at the event to 16-6. His 16 wins are tied for sixth-most in tournament history. Despite a first-round loss in 2011, three-time winner **Tiger Woods** (32-8) has the most match wins in tournament history.

Luke Donald became the second Englishman to win a World Golf Championships event, following in the footsteps of **Ian Poulter** at the 2010 Accenture

Match Play Championship.

Luke Donald's 3-and-2 victory over **Martin Kaymer**, the No. 1 seed in the Gary Player bracket, marked the first time a No. 1 seed lost in the championship match since **Tiger Woods** defeated fellow No. 1 seed **Davis Love III**, 4 and 3, to win the 2003 event. The only other time a No. 1 seed has lost in the finals was in 2000 when **Darren Clarke** defeated Woods.

Luke Donald's victory came in his seventh appearance at the Accenture Match Play Championship, equaling the most starts by a winner at the event before recording a victory (**Ian Poulter**, 2010).

Bubba Watson became the first first-time participant to advance to the semifinals of the Accenture Match Play Championship since **Geoff Ogilvy** won the event in 2006. Six players have finished in the top four at the Accenture Match Play Championship in their first start: Ogilvy (won in 2006), **Pierre Fulke** (second in 2001), **Scott McCarron** (second in 2002), **Toru Taniguchi** (third in 2001) **Bubba Watson** (fourth in 2011) and **Peter Lonard** (fourth in 2003).

Bubba Watson became the first lefthander to advance to the semifinals at the Accenture Match Play Championship. **Phil Mickelson** advanced to the quarterfinals in 2004, while Australia's **Nick O'Hern** did the same in 2001, 2006 and 2007.

Italy's **Matteo Manassero** became the youngest player to ever compete in a World Golf Championships event, at the age of 16 years, 4 months, 10 days. He tied for ninth, his first top 10 on the PGA TOUR, defeating **Steve Stricker** in the first round and **Charl Schwartzel** in the second round before falling to **Luke Donald** in the third round.

Tiger Woods failed to advance past the first round for just the second time in 11 career starts at the Accenture Match Play Championship as he fell to **Thomas Bjorn** in 19 holes. Woods lost to **Peter O'Malley** in the first round in 2002.



The Honda Classic



Winner: Rory Sabbatini
 FedExCup Points: 500.00
 \$1,026,000.00
 71-64-66-70 271 (-9)

Palm Beach Gardens, FL
March 03-06

FedExCup Points: 3,513

Purse: \$5,700,000

Course: PGA National Champion Course | 35-35-70/ 7,158

Round 1	Round 2	Round 3
Spencer Levin - 67 (-3)	Kyle Stanley - 134 (-6)	Rory Sabbatini - 201 (-9)
Stuart Appleby - 68 (-2)	Rory Sabbatini - 135 (-5)	Jerry Kelly - 206 (-4)
Greg Chalmers - 68 (-2)	Charl Schwartzel - 137 (-3)	Y.E. Yang - 206 (-4)
Charl Schwartzel - 68 (-2)	Stuart Appleby - 138 (-2)	Gary Woodland - 207 (-3)
Kyle Stanley - 68 (-2)	Ricky Barnes - 138 (-2)	Kyle Stanley - 208 (-2)
Y.E. Yang - 68 (-2)	Tommy Gainey - 138 (-2)	
Rory Sabbatini - 71 (1)	Jerry Kelly - 138 (-2)	

Cut: 77 players at 6-over 146 from a field of 144 professionals.

Weather: Thursday: Mostly sunny and breezy, with a high of 77. Winds E at 20-30 mph with maximum gusts to 33 mph. Friday: Mostly sunny and breezy, with highs in the upper 70s. Winds E at 20-30 with maximum gusts to 32 mph. Saturday: Partly cloudy and breezy, with afternoon highs in the upper 70s. Winds ESE at 15-25 mph. Sunday: Because of the threat of afternoon inclement weather, players teed off on split tees in threesomes between 8:55 a.m. and 10:55 a.m. Play was suspended due to a dangerous situation at 3:20 p.m., with 12 players yet to complete their round. Play resumed at 3:48 p.m. Cloudy, with an afternoon high of 79. Winds SW at 10-20 mph.

Tournament Record:
 264 - Justin Leonard (2003)

Current Course Record:

64 - PGA National Champion Course - Graeme McDowell (2011), Rory Sabbatini (2011), Stephen Ames (2010), Paul Casey (2010), Anthony Kim (2010), Justin Rose (2010), Mike Weir (2010), Greg Chalmers (2009), Luke Donald (2008)

Tournament Course Record:

- 62 - Adam Scott (2003) - CC at Mirasol (Sunset Course)
- 62 - Dan Pohl (1989) - TPC Eagle Trace
- 62 - Jerry Kelly (2003) - CC at Mirasol (Sunset Course)
- 62 - Tim Herron (1996) - TPC Eagle Trace

Rory Sabbatini tied the course record at PGA National Resort & Spa's Champion Course with a 6-under-par 64 in the second round en route to his sixth career win on the PGA TOUR at the 2011 Honda Classic. He became the sixth international winner of the event since 2005, joining **Padraig Harrington** (2005), **Luke Donald** (2006), **Ernie Els** (2008), **Y.E. Yang** (2009) and **Camilo Villegas** (2010). The only American winner during that time was **Mark Wilson** in 2007.

One of the keys to **Rory Sabbatini's** victory was his ability to scramble. He missed 25 greens in regulation but converted to par or better on 21 of those to lead all players at 84 percent. The rest of the field averaged just 52 percent in scrambling on the week.

Y.E. Yang made a late run at **Rory Sabbatini** but fell just one shot short. A third-round, 3-under 67 left the 2009 Honda Classic champion five strokes behind Sabbatini, but a final-round 66 left him just one behind the eventual winner. Yang led all players with 17 birdies for the week.

Graeme McDowell equaled the PGA National Resort & Spa's Champion Course record with a final-round 6-under 64 to tie for sixth. It marked the sec-

ond time in 2011 that he equaled a course record on the final day, carding an 11-under 62 at the Hyundai Tournament of Champions to finish third.

The Bear Trap was undoubtedly the most-difficult stretch of holes for the week. The par-3 17th ranked first in difficulty, at 3.526, while the par-3 15th was third, at 3.384 and No. 16, a par 4, was No. 4, at 4.268.

Bogey-free rounds for the week: first round, **Greg Chalmers** (68); second round, none; third round, **Roland Thatcher** (68); fourth round, **Luke Donald** (66), **Spencer Levin** (68) and **Graeme McDowell** (64).

The field averaged 72.540 for the tournament, the highest average in the five years since the event moved to PGA National. The previous high was 71.958 in 2007.

In 39 Honda Classics, third-round leaders/co-leaders have gone on to win 21 times, including **Camilo Villegas** in 2010 and **Rory Sabbatini** in 2011.

Lee Westwood had the opportunity to move ahead of **Martin Kaymer** to No. 1 in the Official World Golf Ranking with a finish of solo third or better at the 2011 Honda Classic. He tied for 29th.

Tournament Results

Pos	Player	Score				Total	FedExCup Points	Earnings
		Rnd1	Rnd2	Rnd3	Rnd4			
1	Rory Sabbatini	71	64	66	70	271/-9	500.00	1,026,000.00
2	Y.E. Yang	68	71	67	66	272/-8	300.00	615,600.00
3	Jerry Kelly	71	67	68	67	273/-7	190.00	387,600.00
4	Ricky Barnes	70	68	71	67	276/-4	135.00	273,600.00
5	Tommy Gainey	71	67	71	68	277/-3	110.00	228,000.00
T6	Matt Bettencourt	70	70	69	69	278/-2	88.75	184,537.50
T6	Graeme McDowell	73	71	70	64	278/-2	88.75	184,537.50
T6	Jeff Overton	69	72	69	68	278/-2	88.75	184,537.50
T6	Gary Woodland	71	68	68	71	278/-2	88.75	184,537.50
T10	Stuart Appleby	68	70	72	69	279/-1	67.50	136,800.00
T10	Luke Donald	73	68	72	66	279/-1	67.50	136,800.00
T10	Hiroyuki Fujita	72	71	69	67	279/-1		136,800.00
T10	Charles Howell III	71	71	67	70	279/-1	67.50	136,800.00
T14	Hunter Haas	70	71	71	68	280/E	56.00	102,600.00
T14	Spencer Levin	67	72	73	68	280/E	56.00	102,600.00
T14	Charl Schwartzel	68	69	74	69	280/E	56.00	102,600.00
T17	Justin Hicks	73	68	73	67	281/1	52.50	82,650.00
T17	Matt Kuchar	69	70	72	70	281/1	52.50	82,650.00
T17	Marc Leishman	72	72	69	68	281/1	52.50	82,650.00
T17	Justin Leonard	70	71	70	70	281/1	52.50	82,650.00
T21	Robert Allenby	71	73	71	67	282/2	49.00	63,840.00
T21	Richard S Johnson	72	71	72	67	282/2	49.00	63,840.00
T21	Roland Thatcher	70	73	68	71	282/2	49.00	63,840.00
T24	Nathan Green	73	67	73	70	283/3	45.00	47,310.00
T24	Kent Jones	72	71	69	71	283/3	45.00	47,310.00
T24	Sean O'Hair	70	70	73	70	283/3	45.00	47,310.00
T24	Webb Simpson	74	67	71	71	283/3	45.00	47,310.00
T24	Kyle Stanley	68	66	74	75	283/3	45.00	47,310.00
T29	Ben Curtis	72	74	70	68	284/4	39.00	35,462.15
T29	Lee Westwood	70	69	75	70	284/4		35,462.15
T29	Chad Campbell	74	70	70	70	284/4	39.00	35,462.14
T29	Fredrik Jacobson	74	68	71	71	284/4	39.00	35,462.14
T29	Chris Kirk	73	70	71	70	284/4	39.00	35,462.14
T29	Colt Knost	74	69	70	71	284/4	39.00	35,462.14
T29	Davis Love III	73	70	69	72	284/4	39.00	35,462.14
T36	Alex Cejka	71	74	71	69	285/5	33.00	26,847.00
T36	Chris Couch	70	70	75	70	285/5	33.00	26,847.00
T36	Carl Pettersson	70	71	75	69	285/5	33.00	26,847.00
T36	Ian Poulter	74	71	73	67	285/5	33.00	26,847.00
T36	John Senden	70	71	74	70	285/5	33.00	26,847.00
T41	J.J. Henry	71	70	74	71	286/6	29.50	22,800.00
T41	William McGirt	75	70	72	69	286/6	29.50	22,800.00
T43	Blake Adams	73	73	72	69	287/7	24.50	17,356.50
T43	Josh Broadaway	78	68	68	73	287/7		17,356.50
T43	Greg Chalmers	68	72	76	71	287/7	24.50	17,356.50
T43	Kenny Perry	71	72	73	71	287/7	24.50	17,356.50
T43	D.A. Points	74	72	76	65	287/7	24.50	17,356.50
T43	Henrik Stenson	74	70	76	67	287/7	24.50	17,356.50
T43	Cameron Tringale	71	70	74	72	287/7	24.50	17,356.50
T43	Jimmy Walker	74	67	72	74	287/7	24.50	17,356.50
T51	Stephen Ames	73	72	74	69	288/8	18.50	13,594.50
T51	Jason Dufner	75	67	72	74	288/8	18.50	13,594.50
T51	Scott Gutschewski	73	70	69	76	288/8	18.50	13,594.50
T51	Edoardo Molinari	73	73	72	70	288/8		13,594.50
T55	Brian Gay	74	70	72	73	289/9	15.00	12,996.00
T55	Paul Goydos	73	72	72	72	289/9	15.00	12,996.00
T55	Nick Price	70	74	73	72	289/9	15.00	12,996.00
T58	Shaun Micheel	74	71	72	73	290/10	11.00	12,540.00
T58	Alex Prugh	74	71	74	71	290/10	11.00	12,540.00
T58	Andres Romero	72	74	75	69	290/10	11.00	12,540.00
T58	Vaughn Taylor	71	75	72	72	290/10	11.00	12,540.00
T58	Marc Turnesa	75	71	76	68	290/10	11.00	12,540.00
T63	David Duval	74	71	77	69	291/11	6.50	12,027.00
T63	Brendan Steele	74	71	76	70	291/11	6.50	12,027.00
T63	Kevin Streelman	73	71	74	73	291/11	6.50	12,027.00
T63	Chris Stroud	73	69	77	72	291/11	6.50	12,027.00
T67	Chad Collins	74	72	72	74	292/12	3.50	11,685.00
T67	Jeff Maggert	75	70	76	71	292/12	3.50	11,685.00
69	David Mathis	71	72	75	77	295/15	2.00	11,514.00
T70	Ernie Els	75	71	78	72	296/16	.98	11,286.00
T70	Rory McIlroy	73	71	77	75	296/16		11,286.00

Continued on next page

Pos	Player	Score				Total	FedExCup Points	Earnings
		Rnd1	Rnd2	Rnd3	Rnd4			
T70	Jhonattan Vegas	76	70	77	73	296/16	.98	11,286.00
T73	Steve Flesch	73	73	78	74	298/18	.93	11,001.00
T73	Trevor Immelman	74	71	77	76	298/18	.93	11,001.00
75	Josh Teater	75	70	79	75	299/19	.90	10,830.00
76	J.P. Hayes	76	69	77	79	301/21	.88	10,716.00

The following players failed to complete the tournament: **CUT** – Kris Blanks, Steven Bowditch, Keegan Bradley, Michael Bradley, Brendon de Jonge, Bobby Gates, Brandt Jobe, Robert Karlsson, Anthony Kim, Jamie Lovemark, Tim Petrovic, Aron Price, D.J. Trahan, Johnson Wagner, D.J. Brigman, Angel Cabrera, Michael Connell, Brian Davis, Ross Fisher, Rickie Fowler, Billy Horschel, Jeff Klauk, Derek Lamely, Steve Marino, Troy Matteson, Billy Mayfair, Zack Miller, Jesper Parnevik, Michael Putnam, Tag Ridings, Boo Weekley, Charlie Wi, Joe Durant, Tim Herron, Bio Kim, Vijay Singh, Paul Stankowski, Tom Gillis, Ryuji Imada, Briny Baird, Jarrod Lyle, Greg O'Mahony, Brett Quigley, Kevin Sutherland, Duffy Waldorf, Harrison Frazar, Fabian Gomez, Nick O'Hern, Arjun Atwal, Fred Funk, Nate Smith, Brett Wetterich, Yuta Ikeda, Garrett Willis, Kevin Chappell, Sunghoon Kang, Daniel Summerhays, Camilo Villegas, Lee Rinker, Adam Scott, Heath Slocum, David Bradshaw, Mike Weir ; **W/D** – Louis Oosthuizen, Brandt Snedeker, Mark Calcavecchia, John Rollins, Chris DiMarco ;

Tournament History

Year	Winner *-Playoff	Score	FedExCup Points	Runners Up	Score	Course	Location	Par Yardage
The Honda Classic								
2011	Rory Sabbatini	271/- 9	500.00	Y.E. Yang	272	PGA National Champion Course	Palm Beach Gardens, FL	70/7,158
2010	Camilo Villegas	267/-13	500.00	Anthony Kim	272	PGA National Champion Course	Palm Beach Gardens, FL	70/7,158
2009	Y.E. Yang	271/- 9	500.00	John Rollins	272	PGA National Champion Course	Palm Beach Gardens, FL	70/7,158
2008	Ernie Els	274/- 6	4, 500	Luke Donald	275	PGA National Champion Course	Palm Beach Gardens, FL	70/7,158
2007	Mark Wilson*	275/- 5	4, 500	Jose Coceres	275	PGA National Champion Course	Palm Beach Gardens, FL	70/7,241
				Camilo Villegas				
				Boo Weekley				
2006	Luke Donald	276/-12		Geoff Ogilvy	278	CC at Mirasol (Sunset Course)	Palm Beach Gardens, FL	72/7,384
2005	Padraig Harrington*	274/-14		Joe Ogilvie	274	CC at Mirasol (Sunset Course)	Palm Beach Gardens, FL	72/7,384
				Vijay Singh				
2004	Todd Hamilton	276/-12		Davis Love III	277	CC at Mirasol (Sunset Course)	Palm Beach Gardens, FL	72/7,468
2003	Justin Leonard	264/-24		Chad Campbell	265	CC at Mirasol (Sunset Course)	Palm Beach Gardens, FL	72/7,157
				Davis Love III				
2002	Matt Kuchar	269/-19		Brad Faxon	271	TPC Heron Bay	Coral Springs, FL	72/7,268
				Joey Sindelar				
Honda Classic								
2001	Jesper Parnevik	270/-18		Mark Calcavecchia	271	TPC Heron Bay	Coral Springs, FL	72/7,268
				Geoff Ogilvy				
				Craig Perks				
2000	Dudley Hart	269/-19		J.P. Hayes	270	TPC Heron Bay	Coral Springs, FL	72/7,268
				Kevin Wentworth				
1999	Vijay Singh	277/-11		Payne Stewart	279	TPC Heron Bay	Coral Springs, FL	72/7,268
1998	Mark Calcavecchia	270/-18		Vijay Singh	273	TPC Heron Bay	Coral Springs, FL	72/7,268
1997	Stuart Appleby	274/-14		Michael Bradley	275	TPC Heron Bay	Coral Springs, FL	72/7,268
				Payne Stewart				
1996	Tim Herron	271/-17		Mark McCumber	275	TPC Eagle Trace	Coral Springs, FL	72/7,037
1995	Mark O'Meara	275/- 9		Nick Faldo	276	Weston Hills G&CC	Weston, FL	71/7,069
1994	Nick Price	276/- 8		Craig Parry	277	Weston Hills G&CC	Weston, FL	71/7,069
1993	Fred Couples*	207/- 9		Robert Gamez	207	Weston Hills G&CC	Weston, FL	72/7,069
1992	Corey Pavin*	273/-15		Fred Couples	273	Weston Hills G&CC	Weston, FL	72/7,069
1991	Steve Pate	279/- 9		Paul Azinger	282	TPC Eagle Trace	Coral Springs, FL	72/7,037
				Dan Halldorson				
1990	John Huston	282/- 6		Mark Calcavecchia	284	TPC Eagle Trace	Coral Springs, FL	72/7,037
				Payne Stewart				
1989	Blaine McCallister	266/-22		Ed Fiori	278	TPC Eagle Trace	Coral Springs, FL	72/7,037
1988	Joey Sindelar	276/-12		Sandy Lyle				
				Payne Stewart				
1987	Mark Calcavecchia	279/- 9		Bernhard Langer	282	TPC Eagle Trace	Coral Springs, FL	72/7,030
				Payne Stewart				
1986	Kenny Knox	287/- 1		Andy Bean	288	TPC Eagle Trace	Coral Springs, FL	72/7,030
				John Mahaffey				
				Jodie Mudd				
				Clarence Rose				

Continued on next page

Year	Winner *-Playoff	Score	FedExCup Points	Runners Up	Score	Course	Location	Par Yardage
1985	Curtis Strange*	275/-13		Peter Jacobsen	275	TPC Eagle Trace	Coral Springs, FL	72/7,030
1984	Bruce Lietzke*	280/- 8		Andy Bean	280	TPC Eagle Trace	Coral Springs, FL	72/7,030
Honda Inverrary Classic								
1983	Johnny Miller	278/-10		Jack Nicklaus	280	Inverrary G&CC (East)	Lauderhill, FL	72/7,128
1982	Hale Irwin	269/-19		George Burns Tom Kite	270	Inverrary G&CC (East)	Lauderhill, FL	72/7,128
American Motors Inverrary Classic								
1981	Tom Kite	274/-14		Jack Nicklaus	275	Inverrary G&CC (East)	Lauderhill, FL	72/7,128
Jackie Gleason-Inverrary Classic								
1980	Johnny Miller	274/-14		Charles Coody Bruce Lietzke	276	Inverrary G&CC (East)	Lauderhill, FL	72/7,128
1979	Larry Nelson	274		Grier Jones	277	Inverrary G&CC (East)	Lauderhill, FL	72/7,128
1978	Jack Nicklaus	276		Grier Jones	277	Inverrary G&CC (East)	Lauderhill, FL	72/7,128
1977	Jack Nicklaus	275		Gary Player	280	Inverrary G&CC (East)	Lauderhill, FL	72/7,128
1975	Bob Murphy	273		Eddie Pearce	274	Inverrary G&CC (East)	Lauderhill, FL	72/7,128
1974	Leonard Thompson	278		Hale Irwin	279	Inverrary G&CC (East)	Lauderhill, FL	72/7,128
Jackie Gleason Inverrary-National Airlines Classic								
1973	Lee Trevino	279		Forrest Fezler	280	Inverrary G&CC (East)	Lauderhill, FL	72/7,128
Jackie Gleason's Inverrary Classic								
1972	Tom Weiskopf	278		Jack Nicklaus	279	Inverrary G&CC (East)	Lauderhill, FL	72/7,128



**Puerto Rico
OPEN**
PRESENTED BY
sepuertorico.com

Puerto Rico Open presented by sepuertorico.com



Winner: Michael Bradley
FedExCup Points: 250.00
\$630,000.00
68-68-68-68 272 (-16)

Rio Grande, PUR
March 10-13

FedExCup Points: 1,759

Purse: \$3,500,000

Course: Trump Intrntl GC - Puerto Rico | 36-36-72/ 7,526

Round 1	Round 2	Round 3
James Driscoll - 63 (-9)	James Driscoll - 134 (-10)	Troy Matteson - 200 (-16)
Will MacKenzie - 65 (-7)	Troy Matteson - 134 (-10)	Hunter Haas - 203 (-13)
Angel Cabrera - 66 (-6)	Chris Tidland - 134 (-10)	Michael Bradley - 204 (-12)
Brendan Steele - 66 (-6)	Stephen Ames - 135 (-9)	Angel Cabrera - 206 (-10)
Omar Uresti - 66 (-6)	Hunter Haas - 135 (-9)	Brendon de Jonge - 206 (-10)
Michael Bradley - 68 (-4)	George McNeill - 135 (-9)	Brandt Jobe - 206 (-10)
	Michael Bradley - 136 (-8)	George McNeill - 206 (-10)
		Chris Tidland - 206 (-10)

Cut: 70 players at 1-under 143 from a field of 130 professionals and two amateurs.

Weather: Thursday: Partly cloudy with afternoon showers and temperatures in the low 80s. Winds NE at 10-20 mph. Friday: Partly cloudy with temperatures in the low 80s. Winds NE at 10-20 mph. Saturday: Partly cloudy with temperatures in the low 80s. Winds NE at 10-20 mph. Sunday: Partly cloudy with temperatures in the low 80s. Winds E/NE at 10-20 mph.

Tournament Record:

269 - Derek Lamely (2010)

Current Course Record:

63 - Trump Intrntl GC - Puerto Rico - James Driscoll (2011), Chris Tidland (2011), Derek Lamely (2010)

Michael Bradley defeated **Troy Matteson** on the first playoff hole (No. 18) with a par-5 to win his second Puerto Rico Open title in three years in 2011. Bradley has won on TOUR in each of the last three decades, the first player since **Davis Love III** to win in three different decades.

Michael Bradley came from four strokes back on the final day to win the 2011 Puerto Rico Open. At the time, it marked the largest come-from-behind victory on the final day on TOUR since **Stuart Appleby** came from seven back to win the 2010 Greenbrier Classic.

With his win at the 2011 Puerto Rico Open, **Michael Bradley** (44) became the oldest winner on TOUR since **Rocco Mediate** (47) won the 2010 Frys.com Open.

En route to missing the cut in 2011, Puerto Rico Open defending champion **Derek Lamely** shot a 4-over-par 76 in the first round with seven bogeys. In 2010, Lamely only had four bogeys on the week in Puerto Rico.

At the 2011 Puerto Rico Open, **Stephen Ames** (tied for third) recorded his first top 10 since the 2010 Transitions Championship, and **Angel Cabrera** (tied for seventh) registered his first top 10 since a third-place finish at the 2010 Wells Fargo Championship. **Brandt Jobe** (tied for seventh) recorded his first top 10 since the 2006 Memorial Tournament.

James Driscoll (first round) and **Chris Tidland** (second round) tied **Derek Lamely's** Trump International Golf Club course record of 63 during the 2011 Puerto Rico Open.

Tournament Results

Pos	Player	Score				Total	FedExCup Points	Earnings
		Rnd1	Rnd2	Rnd3	Rnd4			
1	Michael Bradley	68	68	68	68	272/-16	250.00	630,000.00
2	Troy Matteson	67	67	66	72	272/-16	150.00	378,000.00
T3	Stephen Ames	69	66	73	66	274/-14	82.50	203,000.00
T3	Hunter Haas	67	68	68	71	274/-14	82.50	203,000.00
5	George McNeill	69	66	71	69	275/-13	55.00	140,000.00
6	Bobby Gates	70	69	68	69	276/-12	50.00	126,000.00
T7	Angel Cabrera	66	71	69	71	277/-11	41.37	105,437.50
T7	Fabian Gomez	67	70	70	70	277/-11	41.37	105,437.50
T7	Brandt Jobe	68	71	67	71	277/-11	41.37	105,437.50
T7	Chris Tidland	71	63	72	71	277/-11	41.37	105,437.50
T11	Chris DiMarco	68	69	70	71	278/-10	32.50	80,500.00
T11	Bio Kim	73	68	69	68	278/-10	32.50	80,500.00
T11	John Merrick	68	70	70	70	278/-10	32.50	80,500.00
T14	Brendon de Jonge	71	68	67	73	279/-9	27.75	61,250.00
T14	David Hearn	68	70	74	67	279/-9	27.75	61,250.00
T14	Fredrik Jacobson	74	69	66	70	279/-9	27.75	61,250.00

Continued on next page

Pos	Player	Score				Total	FedExCup Points	Earnings
		Rnd1	Rnd2	Rnd3	Rnd4			
T14	Michael Thompson	68	69	70	72	279/-9	27.75	61,250.00
T18	Keegan Bradley	71	67	72	70	280/-8	25.75	47,250.00
T18	Scott Gutschewski	71	68	69	72	280/-8	25.75	47,250.00
T18	Justin Hicks	68	69	71	72	280/-8	25.75	47,250.00
T18	Kevin Stadler	71	69	70	70	280/-8	25.75	47,250.00
T22	Aron Price	67	73	70	71	281/-7	23.25	32,491.67
T22	Michael Putnam	73	70	69	69	281/-7	23.25	32,491.67
T22	Tag Ridings	71	71	69	70	281/-7	23.25	32,491.67
T22	Peter Tomasulo	72	68	72	69	281/-7	23.25	32,491.67
T22	Matt Every	73	69	68	71	281/-7	23.25	32,491.66
T22	Jim Herman	71	67	71	72	281/-7	23.25	32,491.66
T28	Stewart Cink	69	68	74	71	282/-6	19.50	21,816.67
T28	Frank Lickliter II	71	69	72	70	282/-6	19.50	21,816.67
T28	Jamie Lovemark	72	70	70	70	282/-6	19.50	21,816.67
T28	Cameron Percy	74	69	69	70	282/-6	19.50	21,816.67
T28	Kyle Stanley	71	72	72	67	282/-6	19.50	21,816.67
T28	Duffy Waldorf	72	70	72	68	282/-6	19.50	21,816.67
T28	Marco Dawson	68	71	69	74	282/-6	19.50	21,816.66
T28	Steve Flesch	69	70	69	74	282/-6	19.50	21,816.66
T28	Henrik Stenson	75	67	69	71	282/-6	19.50	21,816.66
T37	Bill Lunde	69	72	71	71	283/-5	16.00	15,750.00
T37	Joe Ogilvie	70	73	68	72	283/-5	16.00	15,750.00
T37	Steve Pate	69	70	70	74	283/-5	16.00	15,750.00
T37	Alex Prugh	69	71	71	72	283/-5	16.00	15,750.00
T37	Cameron Tringale	67	73	68	75	283/-5	16.00	15,750.00
T42	James Driscoll	63	71	74	76	284/-4	12.75	11,261.25
T42	Julian Etulain	73	70	72	69	284/-4		11,261.25
T42	Todd Hamilton	70	71	70	73	284/-4	12.75	11,261.25
T42	Kevin Kisner	70	73	72	69	284/-4	12.75	11,261.25
T42	Ben Martin	70	66	72	76	284/-4	12.75	11,261.25
T42	Jeff Quinney	72	70	73	69	284/-4	12.75	11,261.25
T42	Sal Spallone	68	71	72	73	284/-4		11,261.25
T42	Scott Stallings	69	72	74	69	284/-4	12.75	11,261.25
T50	Joe Affrunti	70	71	73	71	285/-3	9.50	8,442.00
T50	Mark Hensby	69	74	69	73	285/-3	9.50	8,442.00
T50	Will MacKenzie	65	73	71	76	285/-3	9.50	8,442.00
T50	Dicky Pride	71	71	70	73	285/-3	9.50	8,442.00
T50	Alexandre Rocha	69	69	73	74	285/-3	9.50	8,442.00
T55	Blake Adams	73	70	74	69	286/-2	7.25	7,945.00
T55	Erik Compton	70	71	71	74	286/-2		7,945.00
T55	Paul Stankowski	77	65	69	75	286/-2	7.25	7,945.00
T55	Omar Uresti	66	75	75	70	286/-2	7.25	7,945.00
T59	Andres Gonzales	72	70	71	74	287/-1	5.25	7,665.00
T59	Rod Pampling	71	69	71	76	287/-1	5.25	7,665.00
T59	Jim Renner	72	70	75	70	287/-1	5.25	7,665.00
T59	Jay Williamson	71	72	73	71	287/-1	5.25	7,665.00
T63	D.J. Brigman	72	71	71	74	288/E	3.75	7,455.00
T63	Lee Janzen	72	69	75	72	288/E	3.75	7,455.00
65	Greg Kraft	73	68	76	72	289/1	3.00	7,350.00
T66	Tim Petrovic	69	72	78	71	290/2	2.25	7,245.00
T66	Josh Teater	69	74	73	74	290/2	2.25	7,245.00
68	Shaun Micheel	71	70	75	75	291/3	1.50	7,140.00
T69	Joseph Bramlett	70	72	78	73	293/5	.75	7,035.00
T69	Dave Schultz	71	70	79	73	293/5		7,035.00

The following players failed to complete the tournament: **CUT** – Craig Barlow, John Daly, Jason Gore, Jason Hrynkiw, Skip Kendall, John Mallinger, Troy Merritt, Bryce Molder, Brett Quigley, Brendon Steele, John Huston, Richard S Johnson, Matt McQuillan, Scott Piercy, Will Strickler, Kirk Triplett, Oliver Wilson, Briny Baird, Kris Blanks, Carlos Franco, Scott Gordon, Michael Letzig, Ted Purdy, John Rollins, Nate Smith, Daniel Summerhays, Diego Velasquez, Manuel Villegas, Brett Wetterich, Fabrizio Zanotti, Greg Chalmers, Kevin Chappell, Brad Faxon, David Mathis, Martin Piller, Jason Roets, Woody Austin, Rafael Campos, Daniel Chopra, Billy Horschel, Colt Knost, Derek Lamely, Carl Paulson, Federico Cabrera, Kevin Messer, Shane Bertsch, Danny Renfro, Miguel Suarez, Justin Bardgett, Robert Gamez, J.P. Hayes, George Riley, Charles Warren, Javier Cordova, Chris Baryla, Max Alverio, Mike Norman ; **W/D** – Jonathan Kaye, Jerry Kelly, Kent Jones, Boo Weekley, Mike Weir ;

Tournament History

Year	Winner *-Playoff	Score	FedExCup Points	Runners Up	Score	Course	Location	Par Yardage
Puerto Rico Open presented by seepuertorico.com								
2011	Michael Bradley*	272/-16	250.00	Troy Matteson	272	Trump Intrntl GC - Puerto Rico	Rio Grande, PUR	72/7,526
Puerto Rico Open presented by Banco Popular								
2010	Derek Lamely	269/-19	250.00	Kris Blanks	271	Trump Intrntl GC - Puerto Rico	Rio Grande, PUR	72/7,526
2009	Michael Bradley	274/-14	250.00	Jason Day Brett Quigley	275	Trump Intrntl GC - Puerto Rico	Rio Grande, PUR	72/7,526
2008	Greg Kraft	274/-14	2, 250	Jerry Kelly Bo Van Pelt	275	Trump Intrntl GC - Puerto Rico	Rio Grande, PUR	72/7,569



World Golf Championships-Cadillac Championship



Winner: Nick Watney
 FedExCup Points: 550.00
 \$1,400,000.00
 67-70-68-67 272 (-16)

Miami, FL
March 10-13

FedExCup Points: 3,641

Purse: \$8,500,000

Course: TPC Blue Monster at Doral | 36-36-72/ 7,334

Round 1	Round 2	Round 3
Hunter Mahan - 64 (-8)	Hunter Mahan - 135 (-9)	Dustin Johnson - 203 (-13)
Ryo Ishikawa - 65 (-7)	Martin Kaymer - 136 (-8)	Luke Donald - 205 (-11)
Martin Kaymer - 66 (-6)	Francesco Molinari - 136 (-8)	Matt Kuchar - 205 (-11)
Luke Donald - 67 (-5)	Matt Kuchar - 137 (-7)	Nick Watney - 205 (-11)
Charley Hoffman - 67 (-5)	Martin Laird - 137 (-7)	Hunter Mahan - 206 (-10)
Martin Laird - 67 (-5)	Rory McIlroy - 137 (-7)	Rory McIlroy - 206 (-10)
Nick Watney - 67 (-5)	Nick Watney - 137 (-7)	Francesco Molinari - 206 (-10)
		Adam Scott - 206 (-10)

Cut: No cut. All 66 players finished 72 holes.

Weather: Thursday: Sunny and cooler. High of 71. Winds NNW at 10-20 mph. The first round was suspended due to a lightning in the area at 11:45 a.m., with wind gusts reaching 52 mph. Play resumed at 2:30 p.m. and was suspended due to darkness at 6:15 p.m. with just 11 players having completed their round. Friday: The first round resumed at 8:32 a.m., and the second round began on schedule at 11:25 a.m. Sunny and cooler. High of 71. Winds NNW at 10-20 mph. Saturday: Sunny. High of 75. Winds NE at 10-15 mph. Sunday: Mostly sunny. High of 78. Winds E at 10-15 mph.

Tournament Record:

261 - Tiger Woods (2006)

Current Course Record:

61 - Doral CC (Blue) - Stephen Ames (2000)

Nick Watney entered the final round two strokes behind **Dustin Johnson** but posted a 5-under 67 to win by two over Johnson at the 2011 World Golf Championships-Cadillac Championship. **Nick Watney's** victory at the 2011 Cadillac Championship marked his seventh consecutive top-10 finish:

- T4 - 2010 TOUR Championship presented by Coca-Cola
- T6 - 2010 Justin Timberlake Shriners Hospitals for Children Open
- T6 - 2011 Farmers Insurance Open
- T5 - 2011 Waste Management Phoenix Open
- T6 - 2011 AT&T Pebble Beach National Pro-Am
- T9 - 2011 World Golf Championships-Accenture Match Play Championship
- Won - 2011 World Golf Championships-Cadillac Championship

Dustin Johnson's runner-up finish at the World Golf Championships-Cadillac Championship marked the first of his career. The runner-up came in his eighth start in a World Golf Championships event, with a 15th-place finish at the 2010 Bridgestone Invitational his previous best outing.

Luke Donald, winner of the 2011 World Golf Championships-Accenture Match Play Championship, tied for sixth at the 2011 Cadillac Championship in his attempt to join a group of five players who have won more than one official World Golf Championships in their careers: **Tiger Woods**, **Geoff Ogilvy**, **Darren Clarke**, **Phil Mickelson** and **Ernie Els**.

Martin Kaymer, who moved to No. 1 in the Official World Golf Ranking after his runner-up finish to Luke Donald at the World Golf Championships-Accenture Match Play Championship, tied for 24th in his attempt to become just the fourth player of 13 overall who have previously been ranked No. 1 in the Official World Golf Ranking and won in his first start after attaining that position for the initial time:

Greg Norman won the 1986 Suntory World Match Play after reaching No. 1 for the first time on September 14, 1986.

David Duval won the 1999 BellSouth Classic after reaching No. 1 for the first time on March 28, 1999.

Vijay Singh won the 2004 Bell Canadian Open after reaching No. 1 for the first time on September 6, 2004.

Ernie Els (tied for 15th) and **Retief Goosen** (tied for 31st) were the only players in the field who have competed in all 12 Cadillac Championships since 1999 (the 2001 event was canceled).

Three players competed in their first World Golf Championships event at the 2011 Cadillac Championship—**Kevin Streelman** (tied for 15th), **Jhonattan Vegas** (tied for 31st) and **D.A. Points** (tied for 45th).

Tiger Woods kept his top-10 streak intact at the World Golf Championships-Cadillac Championship, posting a final-round 66 to tie for 10th. Woods has 11 top-10s in 11 starts at the event, including six victories.

Tiger Woods (70-74-70) and **Phil Mickelson** (73-71-72) were paired together for the first three rounds of a PGA TOUR-sanctioned event for the first time in their career at the 2011 Cadillac Championship.

Jonathan Byrd was the only player to drive the green at the par-4 16th hole in 2011, hitting his drive on Saturday to 18 feet, 2 inches for a two-putt birdie. Cumulative statistics for players who went for the green at No. 16: First round: 0 for 10 Second round: 0 for 31 Third round: 1 for 63 Fourth round: 0 for 4

2011 Cadillac Championship bogey-free rounds:

First round: **Rory McIlroy** (68), **Padraig Harrington** (68), **Jhonattan Vegas** (69)

Second round: **Martin Kaymer** (70), **Francesco Molinari** (68), **Dustin Johnson** (69) Fourth round: **Anders Hansen** (67), **Kevin Streelman** (69)

Third round: **Jonathan Byrd** (68)

Tournament Results

Pos	Player	Score				Total	FedExCup Points	Earnings
		Rnd1	Rnd2	Rnd3	Rnd4			
1	Nick Watney	67	70	68	67	272/-16	550.00	1,400,000.00
2	Dustin Johnson	69	69	65	71	274/-14	315.00	850,000.00
T3	Anders Hansen	71	69	68	67	275/-13		465,000.00
T3	Francesco Molinari	68	68	70	69	275/-13		465,000.00
5	Matt Kuchar	68	69	68	71	276/-12	115.00	350,000.00
T6	Luke Donald	67	72	66	72	277/-11	100.00	271,000.00
T6	Adam Scott	68	70	68	71	277/-11	100.00	271,000.00
8	Rickie Fowler	71	73	68	66	278/-10	89.00	200,000.00
9	Hunter Mahan	64	71	71	73	279/-9	83.00	175,000.00
T10	Jonathan Byrd	70	74	68	68	280/-8	69.40	129,000.00
T10	Padraig Harrington	68	71	68	73	280/-8	69.40	129,000.00
T10	Martin Laird	67	70	70	73	280/-8	69.40	129,000.00
T10	Rory McIlroy	68	69	69	74	280/-8		129,000.00
T10	Tiger Woods	70	74	70	66	280/-8	69.40	129,000.00
T15	Robert Allenby	72	72	69	68	281/-7	57.00	100,000.00
T15	Ernie Els	69	70	73	69	281/-7	57.00	100,000.00
T15	Kevin Streelman	68	72	72	69	281/-7	57.00	100,000.00
T18	Paul Casey	70	71	69	72	282/-6	51.50	89,000.00
T18	Louis Oosthuizen	71	73	67	71	282/-6	51.50	89,000.00
T18	Steve Stricker	68	71	69	74	282/-6	51.50	89,000.00
T18	Lee Westwood	70	74	70	68	282/-6		89,000.00
T22	Ryan Moore	70	74	70	69	283/-5	48.50	83,000.00
T22	Vijay Singh	68	72	68	75	283/-5	48.50	83,000.00
T24	Charley Hoffman	67	75	73	69	284/-4	45.50	77,250.00
T24	Zach Johnson	72	75	68	69	284/-4	45.50	77,250.00
T24	Martin Kaymer	66	70	74	74	284/-4		77,250.00
T24	Charl Schwartzel	71	71	75	67	284/-4	45.50	77,250.00
T28	Aaron Baddeley	72	66	73	74	285/-3	42.00	73,000.00
T28	Thomas Bjorn	71	73	70	71	285/-3		73,000.00
T28	Rory Sabbatini	74	74	67	70	285/-3	42.00	73,000.00
T31	Retief Goosen	69	76	68	73	286/-2	38.50	69,500.00
T31	Bill Haas	74	68	71	73	286/-2	38.50	69,500.00
T31	Robert Karlsson	69	73	71	73	286/-2	38.50	69,500.00
T31	Jhonattan Vegas	69	74	69	74	286/-2	38.50	69,500.00
T35	Thomas Aiken	68	75	74	70	287/-1		65,500.00
T35	Kevin Na	74	75	69	69	287/-1	34.50	65,500.00
T35	Bo Van Pelt	71	74	66	76	287/-1	34.50	65,500.00
T35	Camilo Villegas	71	71	73	72	287/-1	34.50	65,500.00
T39	K.J. Choi	73	69	72	74	288/E	31.00	62,000.00
T39	Edoardo Molinari	71	73	70	74	288/E		62,000.00
T39	Y.E. Yang	73	72	72	71	288/E	31.00	62,000.00
T42	Ryo Ishikawa	65	76	70	78	289/1		59,000.00
T42	Graeme McDowell	70	73	71	75	289/1	28.00	59,000.00
T42	Justin Rose	77	71	70	71	289/1	28.00	59,000.00
T45	Jason Day	71	76	71	72	290/2	24.50	55,500.00
T45	Marcus Fraser	69	78	71	72	290/2		55,500.00
T45	D.A. Points	68	72	71	79	290/2	24.50	55,500.00
T45	Ian Poulter	73	70	74	73	290/2	24.50	55,500.00
T49	S.S.P. Chowrasia	74	72	72	73	291/3		50,500.00
T49	Jim Furyk	74	71	71	75	291/3	19.50	50,500.00
T49	Kyung-tae Kim	73	70	73	75	291/3		50,500.00
T49	Geoff Ogilvy	76	73	72	70	291/3	19.50	50,500.00
T49	Ryan Palmer	73	73	68	77	291/3	19.50	50,500.00
T49	Mark Wilson	72	75	71	73	291/3	19.50	50,500.00
T55	Peter Hanson	73	73	73	73	292/4		45,500.00
T55	Yuta Ikeda	74	73	74	71	292/4		45,500.00
T55	Miguel A Jimenez	71	72	73	76	292/4		45,500.00
T55	Phil Mickelson	73	71	72	76	292/4	14.50	45,500.00
59	Seung-yul Noh	72	70	79	72	293/5		43,000.00
60	Anthony Kim	80	74	68	72	294/6	11.00	42,500.00
T61	Rhys Davies	73	76	72	74	295/7		41,500.00
T61	Ross Fisher	69	76	76	74	295/7		41,500.00

Continued on next page

Pos	Player	Score				Total	FedExCup Points	Earnings
		Rnd1	Rnd2	Rnd3	Rnd4			
T61	Hiroyuki Fujita	71	73	74	77	295/7		41,500.00
T64	Alvaro Quiros	70	77	74	75	296/8		40,250.00
T64	Peter Senior	75	73	73	75	296/8		40,250.00
66	Jeff Overton	75	77	73	73	298/10	5.00	39,750.00

Tournament History

Year	Winner *-Playoff	Score	FedExCup Points	Runners Up	Score	Course	Location	Par Yardage
World Golf Championships-Cadillac Championship								
2011	Nick Watney	272/-16	550.00	Dustin Johnson	274	TPC Blue Monster at Doral	Miami, FL	72/7,334
World Golf Championships-CA Championship								
2010	Ernie Els	270/-18	550.00	Charl Schwartzel	274	TPC Blue Monster at Doral	Miami, FL	72/7,334
2009	Phil Mickelson	269/-19	550.00	Nick Watney	270	Doral Golf Resort & Spa	Miami, FL	72/7,266
2008	Geoff Ogilvy	271/-17	4,725	Jim Furyk Retief Goosen Vijay Singh	272	Doral Golf Resort & Spa	Miami, FL	72/7,266
2007	Tiger Woods	278/-10	4,725	Brett Wetterich	280	Doral Golf Resort & Spa	Miami, FL	72/7,266
World Golf Championships-American Express Championship								
2006	Tiger Woods	261/-23		Ian Poulter Adam Scott	269	The Grove	Hertfordshire, Eng	71/7,125
2005	Tiger Woods*	270/-10		John Daly	270	Harding Park Golf Course	San Francisco, CA	70/7,086
2004	Ernie Els	270/-18		Thomas Bjorn	271	Mount Juliet	Kilkenny, Ire	72/7,256
2003	Tiger Woods	274/-6		Stuart Appleby Tim Herron Vijay Singh	276	Capital City Club - Crabapple	Atlanta, GA	70/7,189
2002	Tiger Woods	263/-25		Retief Goosen	264	Mount Juliet	Kilkenny, IRE	72/7,246
2000	Mike Weir	277/-11		Lee Westwood	279	Valderrama Golf Club	Sotogrande, Prov de Cadiz, ESP	72/6,974
1999	Tiger Woods*	278/-6		Miguel A. Jimenez	278	Valderrama Golf Club	Sotogrande, Prov de Cadiz, ESP	71/6,830
Ford Championship at Doral								
2006	Tiger Woods	268/-20		David Toms Camilo Villegas	269	Doral CC (Blue)	Miami, FL	72/7,266
2005	Tiger Woods	264/-24		Phil Mickelson	265	Doral CC (Blue)	Miami, FL	72/7,266
2004	Craig Parry*	271/-17		Scott Verplank	271	Doral CC (Blue)	Miami, FL	72/7,266
2003	Scott Hoch*	271/-17		Jim Furyk	271	Doral CC (Blue)	Miami, FL	72/7,125
Genuity Championship								
2002	Ernie Els	271/-17		Tiger Woods	273	Doral CC (Blue)	Miami, FL	72/7,125
2001	Joe Durant	270/-18		Mike Weir	272	Doral CC (Blue)	Miami, FL	72/7,125
Doral-Ryder Open								
2000	Jim Furyk	265/-23		Franklin Langham	267	Doral CC (Blue)	Miami, FL	72/7,125
1999	Steve Elkington	275/-13		Greg Kraft	276	Doral CC (Blue)	Miami, FL	72/7,125
1998	Michael Bradley	278/-10		John Huston	279	Doral CC (Blue)	Miami, FL	72/7,125
1997	Steve Elkington	275/-13		Billy Mayfair Larry Nelson	277	Doral CC (Blue)	Miami, FL	72/7,125
1996	Greg Norman	269/-19		Nick Price Michael Bradley	271	Doral CC (Blue)	Miami, FL	72/6,939
1995	Nick Faldo	273/-15		Vijay Singh Peter Jacobsen	274	Doral CC (Blue)	Miami, FL	72/6,939
1994	John Huston	274/-14		Greg Norman Billy Andrade	277	Doral CC (Blue)	Miami, FL	72/6,939
1993	Greg Norman	265/-23		Brad Bryant Paul Azinger	269	Doral CC (Blue)	Miami, FL	72/6,939
1992	Raymond Floyd	271/-17		Mark McCumber Keith Clearwater	273	Doral CC (Blue)	Miami, FL	72/6,939
1991	Rocco Mediate*	276/-12		Fred Couples Curtis Strange	276	Doral CC (Blue)	Miami, FL	72/6,939
1990	Greg Norman*	273/-15		Paul Azinger Mark Calcavecchia Tim Simpson	273	Doral CC (Blue)	Miami, FL	72/6,939

Continued on next page

Year	Winner *-Playoff	Score	FedExCup Points	Runners Up	Score	Course	Location	Par Yardage
1989	Bill Glasson	275/-13		Fred Couples	276	Doral CC (Blue)	Miami, FL	72/6,939
1988	Ben Crenshaw	274/-14		Chip Beck	275	Doral CC (Blue)	Miami, FL	72/6,939
1987	Lanny Wadkins	277/-11		Mark McCumber Seve Ballesteros Tom Kite Don Pooley	280	Doral CC (Blue)	Miami, FL	72/6,939
Doral-Eastern Open								
1986	Andy Bean*	276/-12		Hubert Green	276	Doral CC (Blue)	Miami, FL	72/6,939
1985	Mark McCumber	284/- 4		Tom Kite	285	Doral CC (Blue)	Miami, FL	72/6,939
1984	Tom Kite	272/-16		Jack Nicklaus	274	Doral CC (Blue)	Miami, FL	72/6,939
1983	Gary Koch	271/-17		Ed Fiori	276	Doral CC (Blue)	Miami, FL	72/6,939
1982	Andy Bean	278/-10		Scott Hoch Mike Nicolette Jerry Pate	279	Doral CC (Blue)	Miami, FL	72/6,939
1981	Raymond Floyd	273/-15		Keith Fergus David Graham	274	Doral CC (Blue)	Miami, FL	72/6,939
1980	Raymond Floyd*	279/- 9		Jack Nicklaus	279	Doral CC (Blue)	Miami, FL	72/6,939
1979	Mark McCumber	279		Bill Rogers	280	Doral CC (Blue)	Miami, FL	72/6,939
1978	Tom Weiskopf	272		Jack Nicklaus	273	Doral CC (Blue)	Miami, FL	72/6,939
1977	Andy Bean	277		David Graham	278	Doral CC (Blue)	Miami, FL	72/6,939
1976	Hubert Green	270		Mark Hayes Jack Nicklaus	276	Doral CC (Blue)	Miami, FL	72/6,939
1975	Jack Nicklaus	276		Forrest Fezler Bert Yancey	279	Doral CC (Blue)	Miami, FL	72/6,939
1974	Bud Allin	272		Jerry Heard	273	Doral CC (Blue)	Miami, FL	72/6,939
1973	Lee Trevino	276		Bruce Crampton Tom Weiskopf	277	Doral CC (Blue)	Miami, FL	72/6,939
1972	Jack Nicklaus	276		Bob Rosburg Lee Trevino	278	Doral CC (Blue)	Miami, FL	72/6,939
Doral-Eastern Open Invitational								
1971	J.C. Snead	275		Gardner Dickinson	276	Doral CC (Blue)	Miami, FL	72/6,939
1970	Mike Hill	279		Jim Colbert	283	Doral CC (Blue)	Miami, FL	72/6,939
Doral Open Invitational								
1969	Tom Shaw	276		Tommy Aaron	277	Doral CC (Blue)	Miami, FL	72/6,939
1968	Gardner Dickinson	275		Tom Weiskopf	276	Doral CC (Blue)	Miami, FL	72/6,939
1967	Doug Sanders	275		Harold Henning Art Wall	276	Doral CC (Blue)	Miami, FL	72/6,939
1966	Phil Rodgers	278		Jay Dolan Kermit Zarley	279	Doral CC (Blue)	Miami, FL	72/6,939
1965	Doug Sanders	274		Bruce Devlin	275	Doral CC (Blue)	Miami, FL	72/6,939
1964	Billy Casper	277		Jack Nicklaus	278	Doral CC (Blue)	Miami, FL	72/6,939
Doral C.C. Open Invitational								
1963	Dan Sikes	283		Sam Snead	284	Doral CC (Blue)	Miami, FL	72/6,939
1962	Billy Casper	283		Paul Bondeson	284	Doral CC (Blue)	Miami, FL	72/6,939



Tavistock Cup



Windermere, FL
March 14-15

Purse: \$2,150,000

Course: Isleworth Golf & Country Club | 36-36-72/ 7,456

Noteworthy: Team Albany: Tim Clark, Ernie Els, Trevor Immelman, Ian Poulter, Justin Rose and Tiger Woods
 Team Lake Nona: Ross Fisher, Retief Goosen, Peter Hanson, Graeme McDowell, Henrik Stenson and Oliver Wilson
 Team Isleworth: Robert Allenby, Stuart Appleby, Brian Davis, J.B. Holmes, Sean O'Hair and Lee Janzen
 Team Queenwood: Thomas Bjorn, Darren Clarke, David Howell, Soren Kjeldsen, Paul McGinley and Adam Scott
Format: The Tavistock Cup pits the touring professional golf members of Lake Nona Golf and Country Club, Isleworth Golf and Country Club, Albany and Queenwood Golf Club. Played in a team format.

Winner: Lake Nona
 \$800,000.00

For the first time, the Tavistock expanded to include players from other clubs other than the original participants, Lake Nona Golf and Country Club and Isleworth Golf and Country Club. In 2011, Queenwood Golf Club in the Bahamas had a team entered as did Albany, a club in the United Kingdom.

Lake Nona won the title with a cumulative team score of 43-under. **Oliver Wilson** of Team Lake Nona had the lowest two-day score and was the Payne Stewart Medalist.

Tournament History

Year.....Winning Team.....Location

2011.....Lake Nona G&CC.....Isleworth G&CC
 2010.....Lake Nona G&CC.....Isleworth G&CC
 2009.....Lake Nona G&CC.....Lake Nona G&CC
 2008.....Isleworth G&CC.....Isleworth G&CC
 2007.....Lake Nona G&CC.....Isleworth G&CC
 2006.....Isleworth G&CC.....Isleworth G&CC
 2005.....Tie.....Isleworth G&CC
 2004.....Isleworth G&CC.....Lake Nona G&CC

Transitions Championship



Winner: Gary Woodland
FedExCup Points: 500.00
\$990,000.00
67-68-67-67 269 (-15)

Palm Harbor, FL
March 17-20

FedExCup Points: 3,513

Purse: \$5,500,000

Course: Innisbrook Resort - Copperhead | 36-35-71/ 7,332

Round 1	Round 2	Round 3
Paul Casey - 64 (-7)	Chris Couch - 133 (-9)	Justin Rose - 200 (-13)
Martin Laird - 66 (-5)	Garrett Willis - 133 (-9)	Brendon de Jonge - 201 (-12)
Scott Stallings - 66 (-5)	Sergio Garcia - 134 (-8)	Webb Simpson - 201 (-12)
Nick Watney - 66 (-5)	Webb Simpson - 134 (-8)	Scott Stallings - 202 (-11)
Garrett Willis - 66 (-5)	Paul Casey - 135 (-7)	Gary Woodland - 202 (-11)
Gary Woodland - 67 (-4)	Brendon de Jonge - 135 (-7)	
	Justin Rose - 135 (-7)	
	Roland Thatcher - 135 (-7)	
	Marc Turnesa - 135 (-7)	
	Gary Woodland - 135 (-7)	

Cut: 72 players at 1-under 141 from a field of 143 professionals and one amateur.

Weather: Thursday: Due to fog, the start of the first round was delayed by 70 minutes, from 7:40 a.m. to 8:50 a.m. Fog gave way to sunny skies and afternoon temperatures reaching into the lower 80s. Winds NW 5-10 mph. Friday: Sunny with highs in the lower 80s. Winds WNW 8-12. Saturday: Due to fog, the start of the third round was delayed 10 minutes from 8:20 a.m. to 8:30 a.m. Under sunny skies, afternoon temperatures reached into the lower 80s, with 5-10 mph W winds. Sunday: Sunny and breezy with an afternoon high of 83 degrees. Winds ENE 10-15 mph, with gusts to 20 mph.

Tournament Record:

266 - Vijay Singh (2004)

Current Course Record:

62 - Westin Innisbrook -Copperhead - Mark Calcavecchia (2007), Jeff Sluman (2004)

In 2011, **Gary Woodland** became the second-youngest winner of the Transitions Championship (26 years, 9 months, 27 days) behind **Sean O'Hair** (25 years, 6 months, 28 days). Woodland joined **Carl Pettersson** (2005) as just the second player to make the Transitions Championship his initial PGA TOUR victory.

After a run of five consecutive international winners from 2002-2006, **Gary Woodland** became the fourth U.S. native in the last five years to win the Transitions Championship (**Mark Calcavecchia**/2007, **Sean O'Hair**/2008 and **Jim Furyk**/2010).

Champion **Gary Woodland** needed only 23 putts during the final round of the Transitions Championship, including just 10 on the back nine. He was a perfect 17-of-17 on putts from inside 20 feet during the final round.

The cumulative scoring average on the Copperhead Course at the Innisbrook Resort in 2011 was 70.817, the lowest in the 11-year history of the Transitions Championship. The previous low scoring average was 71.28 in 2004.

Nick Watney's tie for 13th at the 2011 Transitions Championship ended his

streak of top-10 finishes at seven straight dating to a tie for fourth at the 2010 TOUR Championship by Coca-Cola.

Gary Woodland and **Scott Stallings** led the 2011 Transitions Championship field with 22 birdies. Playing on a sponsor's exemption, Stallings finished solo third, at the time his career-best PGA TOUR finish.

Scott Stallings and **Cameron Tringale** both recorded their first career aces on the PGA TOUR on the par-3 eighth at the 2011 Transitions Championship. Tringale's ace came in the first round with a 4-iron from 203 yards, while Stallings used a 6-iron from 214 yards in the third round. Prior to 2011, the only ace on No. 8 in Transitions Championship history was recorded by **Stewart Cink** in 2003. Seven hole-in-ones have been made in the 11-year history of the Transitions Championship.

Reigning U.S. Amateur champion **Peter Uihlein** tied for 57th at the 2011 Transitions Championship, with rounds of 70-69-72-72-283. Competing on a sponsor's exemption, Uihlein became the first amateur to make the cut in the 11-year history of the Transitions Championship.

Tournament Results

Pos	Player	Score				Total	FedExCup Points	Earnings
		Rnd1	Rnd2	Rnd3	Rnd4			
1	Gary Woodland	67	68	67	67	269/-15	500.00	990,000.00
2	Webb Simpson	67	67	67	69	270/-14	300.00	594,000.00
3	Scott Stallings	66	70	66	70	272/-12	190.00	374,000.00
4	Brandt Snedeker	72	64	67	70	273/-11	135.00	264,000.00
T5	Chris Couch	69	64	70	71	274/-10	90.00	180,125.00
T5	Brendon de Jonge	69	66	66	73	274/-10	90.00	180,125.00
T5	Martin Laird	66	70	68	70	274/-10	90.00	180,125.00
T5	Justin Rose	70	65	65	74	274/-10	90.00	180,125.00
T5	Roland Thatcher	68	67	69	70	274/-10	90.00	180,125.00
T5	Marc Turnesa	68	67	73	66	274/-10	90.00	180,125.00

Continued on next page

Pos	Player	Score				Total	FedExCup Points	Earnings
		Rnd1	Rnd2	Rnd3	Rnd4			
T11	Stewart Cink	68	70	67	70	275/-9	67.50	132,000.00
T11	Chez Reavie	70	70	65	70	275/-9	67.50	132,000.00
T13	Jim Furyk	67	70	69	70	276/-8	58.50	110,000.00
T13	Nick Watney	66	72	65	73	276/-8	58.50	110,000.00
T15	Sergio Garcia	68	66	72	71	277/-7	54.00	88,000.00
T15	Peter Hanson	69	67	69	72	277/-7		88,000.00
T15	Rory Sabbatini	67	72	67	71	277/-7	54.00	88,000.00
T15	John Senden	67	72	68	70	277/-7	54.00	88,000.00
T15	Garrett Willis	66	67	70	74	277/-7	54.00	88,000.00
T20	Jonathan Byrd	70	67	67	74	278/-6	47.50	55,481.25
T20	Lucas Glover	73	64	72	69	278/-6	47.50	55,481.25
T20	J.J. Henry	69	72	66	71	278/-6	47.50	55,481.25
T20	Zach Johnson	70	68	68	72	278/-6	47.50	55,481.25
T20	Martin Kaymer	68	70	71	69	278/-6		55,481.25
T20	Justin Leonard	67	71	69	71	278/-6	47.50	55,481.25
T20	Matteo Manassero	68	68	72	70	278/-6		55,481.25
T20	John Rollins	70	71	69	68	278/-6	47.50	55,481.25
T28	Cameron Beckman	71	67	73	68	279/-5	39.00	34,283.34
T28	Geoff Ogilvy	70	67	73	69	279/-5	39.00	34,283.34
T28	Bubba Watson	70	69	72	68	279/-5	39.00	34,283.34
T28	Ricky Barnes	71	67	71	70	279/-5	39.00	34,283.33
T28	Chad Campbell	69	69	70	71	279/-5	39.00	34,283.33
T28	Brian Davis	70	71	68	70	279/-5	39.00	34,283.33
T28	Jason Dufner	68	70	72	69	279/-5	39.00	34,283.33
T28	Retief Goosen	72	69	68	70	279/-5	39.00	34,283.33
T28	Trevor Immelman	72	66	68	73	279/-5	39.00	34,283.33
T37	Woody Austin	71	69	71	69	280/-4	31.00	23,650.00
T37	Steven Bowditch	72	68	71	69	280/-4	31.00	23,650.00
T37	Paul Casey	64	71	71	74	280/-4	31.00	23,650.00
T37	Joe Durant	67	71	73	69	280/-4	31.00	23,650.00
T37	Brian Gay	67	73	67	73	280/-4	31.00	23,650.00
T37	Charley Hoffman	68	71	70	71	280/-4	31.00	23,650.00
T37	David Toms	69	68	69	74	280/-4	31.00	23,650.00
T44	Marc Leishman	68	73	72	68	281/-3	24.00	16,232.86
T44	Spencer Levin	70	68	72	71	281/-3	24.00	16,232.86
T44	Ryan Moore	67	69	74	71	281/-3	24.00	16,232.86
T44	Kevin Na	69	72	72	68	281/-3	24.00	16,232.86
T44	Dean Wilson	71	70	72	68	281/-3	24.00	16,232.86
T44	Kent Jones	70	71	66	74	281/-3	24.00	16,232.85
T44	Kevin Sutherland	68	69	71	73	281/-3	24.00	16,232.85
T51	Blake Adams	68	72	71	71	282/-2	17.50	12,943.34
T51	Chris Riley	69	72	72	69	282/-2	17.50	12,943.34
T51	Jason Day	70	71	65	76	282/-2	17.50	12,943.33
T51	Troy Matteson	70	69	69	74	282/-2	17.50	12,943.33
T51	Ryan Palmer	72	69	67	74	282/-2	17.50	12,943.33
T51	Vijay Singh	68	70	70	74	282/-2	17.50	12,943.33
T57	Stuart Appleby	67	69	77	70	283/-1	11.50	12,210.00
T57	Alex Cejka	73	68	67	75	283/-1	11.50	12,210.00
T57	Bill Lunde	71	69	72	71	283/-1	11.50	12,210.00
T57	Andres Romero	69	72	69	73	283/-1	11.50	12,210.00
T57	Mark Wilson	70	66	74	73	283/-1	11.50	12,210.00
T57	Peter Uihlein - a	70	69	72	72	283/-1		12,210.00
T63	Chad Collins	68	71	74	71	284/E	7.00	11,770.00
T63	Tommy Gainey	71	70	70	73	284/E	7.00	11,770.00
T63	George McNeill	71	70	68	75	284/E	7.00	11,770.00
66	Kevin Stadler	72	69	72	72	285/1	5.00	11,550.00
T67	Will Claxton	69	70	73	74	286/2		11,275.00
T67	Matt Jones	69	70	71	76	286/2	2.50	11,275.00
T67	Shaun Micheel	70	71	72	73	286/2	2.50	11,275.00
T67	Carl Pettersson	69	68	73	76	286/2	2.50	11,275.00
71	Bobby Gates	72	67	71	78	288/4	.98	11,000.00
72	Zack Miller	71	70	72	78	291/7	.96	10,890.00

The following players failed to complete the tournament: **CUT** – Rich Beem, Keegan Bradley, J.P. Hayes, Tim Herron, Charles Howell III, John Huston, Pat Perez, Chris Tidland, Stephen Ames, John Daly, Nathan Green, Bill Haas, Pdraig Harrington, Brandt Jobe, Jarrod Lyle, William McGirt, Sean O’Hair, Chris Stroud, Vaughn Taylor, Jimmy Walker, K.J. Choi, Ben Curtis, Steve Flesch, Harrison Frazar, Robert Garrigus, Fabian Gomez, Ryo Ishikawa, Jerry Kelly, Bio Kim, Jesper Parnevik, Kyle Stanley, Cameron Tringale, Charlie Wi, Michael Bradley, Greg Chalmers, Michael Connell, Chris DiMarco, Hunter Haas, Russell Knox, Jamie Lovemark, Bryce Molder, Nick O’Hern, Tim Petrovic, Heath Slocum, Brendan Steele, Matt Bettencourt, Kris Blanks, Travis Hampshire, Jason Kokrak, Alex Prugh, D.J. Trahan, Johnson Wagner, Joseph Bramlett, Mark Calcavecchia, David Duval, Paul Goydos, Rocco Mediate, Tag Ridings, Arjun Atwal, Billy Horschel, Billy Mayfair, Daniel Summerhays, Josh Teater, Ryuji Imada, Kenny Perry, Chris Kirk, Jeff Maggert, Troy Merritt, James Driscoll, Derek Lamely, Jeff Freeman ; **W/D** – Richard S Johnson ;

Tournament History

Year	Winner *-Playoff	Score	FedExCup Points	Runners Up	Score	Course	Location	Par Yardage
Transitions Championship								
2011	Gary Woodland	269/-15	500.00	Webb Simpson	270	Innisbrook Resort - Copperhead	Palm Harbor, FL	71/7,332
2010	Jim Furyk	271/-13	500.00	K.J. Choi	272	Innisbrook Resort - Copperhead	Palm Harbor, FL	71/7,340
2009	Retief Goosen	276/-8	500.00	Charles Howell III Brett Quigley	277	Innisbrook Resort - Copperhead	Palm Harbor, FL	71/7,340
PODS Championship								
2008	Sean O'Hair	280/-4	4,500	Stewart Cink Ryuji Imada Troy Matteson Billy Mayfair George McNeill John Senden	282	Innisbrook Resort - Copperhead	Palm Harbor, FL	71/7,340
2007	Mark Calcavecchia	274/-10	4,500	John Senden Heath Slocum	275	Innisbrook Resort - Copperhead	Palm Harbor, FL	71/7,340
Chrysler Championship								
2006	K.J. Choi	271/-13		Paul Goydos Brett Wetterich	275	Westin Innisbrook -Copperhead	Palm Harbor, FL	71/7,340
2005	Carl Pettersson	275/-9		Chad Campbell	276	Westin Innisbrook -Copperhead	Palm Harbor, FL	71/7,340
2004	Vijay Singh	266/-18		Tommy Armour III Jesper Parnevik Vijay Singh	271	Westin Innisbrook -Copperhead	Palm Harbor, FL	71/7,340
2003	Retief Goosen	272/-12			275	Westin Innisbrook -Copperhead	Palm Harbor, FL	71/7,315
Tampa Bay Classic presented by Buick								
2002	K.J. Choi	267/-17		Glen Day	274	Westin Innisbrook -Copperhead	Palm Harbor, FL	71/7,295
Tampa Bay Classic								
2000	John Huston	271/-13		Carl Paulson	274	Westin Innisbrook -Copperhead	Palm Harbor, FL	71/7,295



Arnold Palmer Invitational presented by MasterCard



Winner: Martin Laird
 FedExCup Points: 500.00
 \$1,080,000.00
 70-65-70-75 280 (-8)

Orlando, FL
 March 24-27

FedExCup Points: 3,513

Purse: \$6,000,000

Course: Bay Hill Club & Lodge | 36-36-72/ 7,419

Round 1	Round 2	Round 3
Spencer Levin - 66 (-6)	Martin Laird - 135 (-9)	Martin Laird - 205 (-11)
Rickie Fowler - 69 (-3)	K.J. Choi - 136 (-8)	Spencer Levin - 207 (-9)
Hunter Mahan - 69 (-3)	Spencer Levin - 136 (-8)	Steve Marino - 209 (-7)
Daniel Chopra - 70 (-2)	Charles Howell III - 138 (-6)	Bubba Watson - 209 (-7)
Chris Couch - 70 (-2)	Hunter Mahan - 138 (-6)	Rickie Fowler - 210 (-6)
Brian Davis - 70 (-2)	Steve Marino - 138 (-6)	David Toms - 210 (-6)
Jason Dufner - 70 (-2)	Vaughn Taylor - 138 (-6)	
Hunter Haas - 70 (-2)		
Lee Janzen - 70 (-2)		
Martin Laird - 70 (-2)		
Rocco Mediate - 70 (-2)		
Phil Mickelson - 70 (-2)		
Vaughn Taylor - 70 (-2)		
Bubba Watson - 70 (-2)		

Cut: 73 players at 4-over 148 from a field of 119 professionals and one amateur.

Weather: Thursday: Partly cloudy turning to mostly sunny skies. High of 85 degrees with winds W 10-20 mph. Friday: Mostly sunny with a high of 81 degrees. Winds WNW 10 mph. Saturday: Mostly sunny with an afternoon high of 85 degrees. Winds S 5-10 mph. Sunday: Sunny and warm, with an afternoon high of 88 degrees. Winds SW 10-15 with gusts to 25 mph.

Tournament Record:

264 - Payne Stewart (1987)

Current Course Record:

62 - Bay Hill Club & Lodge - Greg Norman (1984), Andy Bean (1981)

Martin Laird's final-round 75 in winning the 2011 Arnold Palmer Invitational was the highest finish by a winner on the PGA TOUR since **Trevor Immelman** won the 2008 Masters Tournament with a 3-over-par 75. It also marked the highest finish by a winner at the Arnold Palmer Invitational. The previous high was a 74, turned in by **Dave Eichelberger** (1980) and **Mike Nicolette** (1983).

Tiger Woods (2000-03, 2008-09) has won six Arnold Palmer Invitational titles. The only other players with multiple victories at the event are **Tom Kite** (1982, 1989), **Loren Roberts** (1994-95) and **Ernie Els** (1998, 2010).

Martin Laird, a native of Glasgow, Scotland, became the first European winner of the Arnold Palmer Invitational in 2011. He is the fourth international player to win at Bay Hill, joining South African **Ernie Els** (1998 and 2010), Australian **Rod Pampling** (2006) and **Vijay Singh** of Fiji (2007).

Vijay Singh, winner of the 2007 Arnold Palmer Invitational, missed his first cut in 18 career starts at the 2011 event.

Martin Laird earned his second PGA TOUR victory at the 2011 Arnold Palmer Invitational at the age of 28 years, 2 months, 26 days. The last player in his 20s other than **Tiger Woods** (2000-03) to win the Arnold Palmer Invitational was **Chad Campbell**, who won the event just shy of his 30th birthday in 2004.

The 54-hole leader/co-leader of the Arnold Palmer Invitational has now won 21 of 46 times, including **Ernie Els** in 2010 and **Martin Laird** in 2011.

Martin Laird, a 2007 graduate of the Nationwide Tour, recorded the 300th win on the PGA TOUR by a former Nationwide Tour player at the 2011 Arnold Palmer Invitational.

Twelve past champions of the Arnold Palmer Invitational competed in 2011: **Rod Pampling** (tied for 12th), **Phil Mickelson** (tied for 24th), **Tiger Woods** (tied for 24th), **Chad Campbell** (tied for 54th), **Ernie Els** (tied for 70th), **Paul Goydos** (73), **Vijay Singh** (missed cut), **Tim Herron** (missed cut), **Robert Gamez** (missed cut), **Andrew Magee** (missed cut), **Andy Bean** (missed cut) and **Kenny Perry** (withdrew).

Tournament Results

Pos	Player	Score				Total	FedExCup Points	Earnings
		Rnd1	Rnd2	Rnd3	Rnd4			
1	Martin Laird	70	65	70	75	280/-8	500.00	1,080,000.00
2	Steve Marino	71	67	71	72	281/-7	300.00	648,000.00
T3	Marc Leishman	73	72	66	71	282/-6	145.00	312,000.00

Continued on next page

Pos	Player	Score				Total	FedExCup Points	Earnings
		Rnd1	Rnd2	Rnd3	Rnd4			
T3	Justin Rose	72	72	70	68	282/-6	145.00	312,000.00
T3	David Toms	74	67	69	72	282/-6	145.00	312,000.00
T6	K.J. Choi	72	64	76	71	283/-5	95.00	208,500.00
T6	Spencer Levin	66	70	71	76	283/-5	95.00	208,500.00
8	Sergio Garcia	73	68	73	70	284/-4	85.00	186,000.00
T9	Jim Furyk	74	69	71	71	285/-3	75.00	162,000.00
T9	Fredrik Jacobson	71	71	73	70	285/-3	75.00	162,000.00
T9	Mark Wilson	74	72	70	69	285/-3	75.00	162,000.00
T12	Aaron Baddeley	76	69	72	69	286/-2	54.16	94,800.00
T12	Stewart Cink	76	71	68	71	286/-2	54.16	94,800.00
T12	Brian Davis	70	72	71	73	286/-2	54.16	94,800.00
T12	J.J. Henry	75	70	69	72	286/-2	54.16	94,800.00
T12	Trevor Immelman	72	71	68	75	286/-2	54.16	94,800.00
T12	Edoardo Molinari	72	75	72	67	286/-2	54.16	94,800.00
T12	Ryan Moore	74	67	71	74	286/-2	54.16	94,800.00
T12	Rod Pampling	73	72	70	71	286/-2	54.16	94,800.00
T12	Ian Poulter	71	71	73	71	286/-2	54.16	94,800.00
T12	Heath Slocum	75	70	68	73	286/-2	54.16	94,800.00
T12	Kyle Stanley	74	73	66	73	286/-2	54.16	94,800.00
T12	D.J. Trahan	72	71	72	71	286/-2	54.16	94,800.00
T24	Brian Gay	75	68	71	73	287/-1	44.50	48,600.00
T24	Phil Mickelson	70	75	69	73	287/-1	44.50	48,600.00
T24	John Senden	71	72	68	76	287/-1	44.50	48,600.00
T24	Bubba Watson	70	71	68	78	287/-1	44.50	48,600.00
T24	Charlie Wi	73	74	66	74	287/-1	44.50	48,600.00
T24	Tiger Woods	73	68	74	72	287/-1	44.50	48,600.00
T30	Rickie Fowler	69	71	70	78	288/E	37.50	34,875.00
T30	Tom Gillis	73	70	73	72	288/E	37.50	34,875.00
T30	Kevin Na	74	73	72	69	288/E	37.50	34,875.00
T30	Nick O'Hern	73	70	72	73	288/E	37.50	34,875.00
T30	Dicky Pride	77	66	71	74	288/E	37.50	34,875.00
T30	Sam Saunders	74	73	69	72	288/E	37.50	34,875.00
T30	Bo Van Pelt	74	70	72	72	288/E	37.50	34,875.00
T30	Johnson Wagner	74	72	73	69	288/E	37.50	34,875.00
T38	Robert Allenby	79	69	71	70	289/1	29.00	23,400.00
T38	Brendon de Jonge	71	71	70	77	289/1	29.00	23,400.00
T38	Charles Howell III	73	65	73	78	289/1	29.00	23,400.00
T38	Hunter Mahan	69	69	75	76	289/1	29.00	23,400.00
T38	Troy Matteson	72	73	70	74	289/1	29.00	23,400.00
T38	William McGirt	73	68	75	73	289/1	29.00	23,400.00
T38	Pat Perez	74	74	68	73	289/1	29.00	23,400.00
T38	Brendan Steele	76	70	71	72	289/1	29.00	23,400.00
T38	Scott Verplank	76	69	72	72	289/1	29.00	23,400.00
T47	Daniel Chopra	70	72	75	73	290/2	21.00	15,411.43
T47	Lee Janzen	70	73	75	72	290/2	21.00	15,411.43
T47	Zach Johnson	76	70	70	74	290/2	21.00	15,411.43
T47	Charl Schwartzel	76	72	70	72	290/2	21.00	15,411.43
T47	Henrik Stenson	73	71	71	75	290/2	21.00	15,411.43
T47	Kevin Streelman	75	73	72	70	290/2	21.00	15,411.43
T47	J.B. Holmes	73	69	72	76	290/2	21.00	15,411.42
T54	Chad Campbell	72	75	72	72	291/3	16.50	13,860.00
T54	Vaughn Taylor	70	68	76	77	291/3	16.50	13,860.00
T56	Erik Compton	75	67	80	70	292/4	13.50	13,500.00
T56	Robert Garrigus	71	75	73	73	292/4	13.50	13,500.00
T56	Bill Lunde	73	70	76	73	292/4	13.50	13,500.00
T56	D.A. Points	73	71	72	76	292/4	13.50	13,500.00
T60	Chris Couch	70	71	71	81	293/5	10.50	13,140.00
T60	Carl Pettersson	75	73	75	70	293/5	10.50	13,140.00
T62	Arjun Atwal	72	72	72	78	294/6	7.50	12,780.00
T62	Robert Damron	73	72	73	76	294/6	7.50	12,780.00
T62	Hunter Haas	70	73	73	78	294/6	7.50	12,780.00
T62	Billy Hurley III	71	75	72	76	294/6	7.50	12,780.00
T66	Stephen Ames	75	69	76	75	295/7	4.00	12,360.00
T66	Jason Dufner	70	70	78	77	295/7	4.00	12,360.00
T66	Rocco Mediate	70	72	75	78	295/7	4.00	12,360.00
69	Colt Knost	75	73	72	76	296/8	2.00	12,120.00
T70	Ernie Els	75	72	73	78	298/10	.99	11,940.00
T70	Skip Kendall	75	73	75	75	298/10	.99	11,940.00
72	Roland Thatcher	74	74	78	74	300/12	.96	11,760.00
73	Paul Goydos	78	69	76	85	308/20	.94	11,640.00

The following players failed to complete the tournament: **CUT** – Stuart Appleby, Jason Bohn, Tommy Gainey, Jarrod Lyle, Matteo Manassero, Sean O'Hair, Jimmy

Walker, Ben Curtis, Robert Gamez, Bill Haas, Peter Hanson, Tim Herron, Zack Miller, Vijay Singh, Camilo Villegas, Alex Carpenter, Alex Cejka, Ryo Ishikawa, Brandt Jobe, Dustin Johnson, Ben Martin, Daniel Summerhays, David Duval, Chris Kirk, Justin Leonard, Webb Simpson, Matt Every, Yuta Ikeda, Richard S Johnson, Graeme McDowell, Brandt Snedeker, Gary Woodland, Brad Faxon, Jeff Overton, Ricky Barnes, Andy Bean, Keegan Bradley, Alex Prugh, Jhonattan Vegas, Cameron Beckman, Michael Sim, Chris DiMarco, Rod Perry, Andrew Magee, Boo Weekley ; **W/D** – Kenny Perry, Matt Bettencourt ;

Tournament History

Year	Winner *-Playoff	Score	FedExCup Points	Runners Up	Score	Course	Location	Par Yardage
Arnold Palmer Invitational presented by MasterCard								
2011	Martin Laird	280/- 8	500.00	Steve Marino	281	Bay Hill Club & Lodge	Orlando, FL	72/7,419
2010	Ernie Els	277/-11	500.00	Edoardo Molinari Kevin Na	279	Bay Hill Club & Lodge	Orlando, FL	72/7,353
2009	Tiger Woods	275/- 5	500.00	Sean O'Hair	276	Bay Hill Club & Lodge	Orlando, FL	70/7,167
2008	Tiger Woods	270/-10	4, 500	Bart Bryant	271	Bay Hill Club & Lodge	Orlando, FL	70/7,162
2007	Vijay Singh	272/- 8	4, 500	Rocco Mediate	274	Bay Hill Club & Lodge	Orlando, FL	70/7,137
Bay Hill Invitational Presented by MasterCard								
2006	Rod Pampling	274/-14		Greg Owen	275	Bay Hill Club & Lodge	Orlando, FL	72/7,267
2005	Kenny Perry	276/-12		Graeme McDowell Vijay Singh	278	Bay Hill Club & Lodge	Orlando, FL	72/7,267
2004	Chad Campbell	270/-18		Stuart Appleby	276	Bay Hill Club & Lodge	Orlando, FL	72/7,267
Bay Hill Invitational presented by Cooper Tires								
2003	Tiger Woods	269/-19		Stewart Cink Brad Faxon Kenny Perry Kirk Triplett	280	Bay Hill Club & Lodge	Orlando, FL	72/7,239
2002	Tiger Woods	275/-13		Michael Campbell	279	Bay Hill Club & Lodge	Orlando, FL	72/7,239
Bay Hill Invitational								
2001	Tiger Woods	273/-15		Phil Mickelson	274	Bay Hill Club & Lodge	Orlando, FL	72/7,239
2000	Tiger Woods	270/-18		Davis Love III	274	Bay Hill Club & Lodge	Orlando, FL	72/7,239
1999	Tim Herron*	274/-14		Tom Lehman	274	Bay Hill Club & Lodge	Orlando, FL	72/7,196
1998	Ernie Els	274/-14		Bob Estes Jeff Maggert	278	Bay Hill Club & Lodge	Orlando, FL	72/7,196
1997	Phil Mickelson	272/-16		Stuart Appleby	275	Bay Hill Club & Lodge	Orlando, FL	72/7,207
1996	Paul Goydos	275/-13		Jeff Maggert	276	Bay Hill Club & Lodge	Orlando, FL	72/7,114
Nestle Invitational								
1995	Loren Roberts	272/-16		Brad Faxon	274	Bay Hill Club & Lodge	Orlando, FL	72/7,114
1994	Loren Roberts	275/-13		Nick Price Vijay Singh Fuzzy Zoeller	276	Bay Hill Club & Lodge	Orlando, FL	72/7,114
1993	Ben Crenshaw	280/- 8		Davis Love III Rocco Mediate Vijay Singh	282	Bay Hill Club & Lodge	Orlando, FL	72/7,114
1992	Fred Couples	269/-19		Gene Sauers	278	Bay Hill Club & Lodge	Orlando, FL	72/7,114
1991	Andrew Magee	203/-13		Tom Sieckmann	205	Bay Hill Club & Lodge	Orlando, FL	72/7,114
1990	Robert Gamez	274/-14		Greg Norman	275	Bay Hill Club & Lodge	Orlando, FL	72/7,114
1989	Tom Kite*	278/- 6		Davis Love III	278	Bay Hill Club & Lodge	Orlando, FL	71/7,103
Hertz Bay Hill Classic								
1988	Paul Azinger	271/-13		Tom Kite	276	Bay Hill Club & Lodge	Orlando, FL	71/7,103
1987	Payne Stewart	264/-20		David Frost	267	Bay Hill Club & Lodge	Orlando, FL	71/7,103
1986	Dan Forsman	202/-11		Raymond Floyd Mike Hulbert	203	Bay Hill Club & Lodge	Orlando, FL	71/7,103
1985	Fuzzy Zoeller	275/- 9		Tom Watson	277	Bay Hill Club & Lodge	Orlando, FL	71/7,103
Bay Hill Classic								
1984	Gary Koch*	272/-12		George Burns	272	Bay Hill Club & Lodge	Orlando, FL	71/7,103
1983	Mike Nicolette*	283/- 1		Greg Norman	283	Bay Hill Club & Lodge	Orlando, FL	71/7,103
1982	Tom Kite*	278/- 6		Jack Nicklaus Denis Watson	278	Bay Hill Club & Lodge	Orlando, FL	71/7,103
1981	Andy Bean	266/-18		Tom Watson	273	Bay Hill Club & Lodge	Orlando, FL	71/7,103
1980	Dave Eichelberger	279/- 5		Leonard Thompson	282	Bay Hill Club & Lodge	Orlando, FL	71/7,103
Bay Hill Citrus Classic								
1979	Bob Byman*	278		John Schroeder	278	Bay Hill Club & Lodge	Orlando, FL	71/7,013
Florida Citrus Open								
1978	Mac McLendon	271		David Graham	273	Rio Pinar CC	Orlando, FL	72/7,012
1977	Gary Koch	274		Dale Hayes Joe Inman	276	Rio Pinar CC	Orlando, FL	72/7,012
1976	Hale Irwin*	270		Kermit Zarley	270	Rio Pinar CC	Orlando, FL	72/7,012
1975	Lee Trevino	276		Hale Irwin	277	Rio Pinar CC	Orlando, FL	72/7,012
1974	Jerry Heard	273		Homero Blancas	276	Rio Pinar CC	Orlando, FL	72/7,012
1973	Bud Allin	265		Jim Jamieson Charles Coody	273	Rio Pinar CC	Orlando, FL	72/7,012

Continued on next page

Year	Winner *-Playoff	Score	FedExCup Points	Runners Up	Score	Course	Location	Par Yardage
1972	Jerry Heard	276		Bobby Mitchell	278	Rio Pinar CC	Orlando, FL	72/7,012
Florida Citrus Invitational								
1971	Arnold Palmer	270		Julius Boros	271	Rio Pinar CC	Orlando, FL	72/7,012
1970	Bob Lunn	271		Arnold Palmer Bob Stanton	272	Rio Pinar CC	Orlando, FL	72/7,012
Florida Citrus Open Invitational								
1969	Ken Still	278		Miller Barber	279	Rio Pinar CC	Orlando, FL	72/7,012
1968	Dan Sikes	274		Tom Weiskopf	275	Rio Pinar CC	Orlando, FL	72/7,012
1967	Julius Boros	274		George Knudson Arnold Palmer	275	Rio Pinar CC	Orlando, FL	72/7,012
1966	Lionel Hebert	279		Charles Coody Dick Lytle Jack Nicklaus	281	Rio Pinar CC	Orlando, FL	72/7,012



Shell Houston Open



Winner: Phil Mickelson
 FedExCup Points: 500.00
 \$1,062,000.00
 70-70-63-65 268 (-20)

Humble, TX
March 31-April 03

FedExCup Points: 3,513

Purse: \$5,900,000

Course: Redstone GC Tournament Course | 36-36--72/ 7,457

Round 1	Round 2	Round 3
Jimmy Walker - 63 (-9)	Chris Kirk - 135 (-9)	Phil Mickelson - 203 (-13)
Nick O'Hern - 65 (-7)	Anthony Kim - 136 (-8)	Scott Verplank - 203 (-13)
Josh Teater - 65 (-7)	Johnson Wagner - 136 (-8)	Aaron Baddeley - 204 (-12)
Chris Kirk - 66 (-6)	Padraig Harrington - 137 (-7)	Chris Kirk - 204 (-12)
Nathan Green - 67 (-5)	Josh Teater - 137 (-7)	David Hearn - 205 (-11)
John Rollins - 67 (-5)	Jimmy Walker - 137 (-7)	Anthony Kim - 205 (-11)
Brendan Steele - 67 (-5)	Phil Mickelson - 140 (-4)	
Steve Stricker - 67 (-5)		
Phil Mickelson - 70 (-2)		

Cut: 80 players at even-par 144 from a field of 144 professionals. 54-hole cut to 75 players at even-par 216.

Weather: Thursday: Sunny and cool, with a high of 75. Variable winds at 4-8 mph. Friday: Due to fog, the start of the second round was delayed 20 minutes, beginning at 7:20 a.m. Fog gave way to sunny skies, with afternoon highs reaching the lower 80s. Variable winds at 4-8 mph. Saturday: Mostly cloudy, with an afternoon high of 82. Winds SSE at 8-15 mph. Sunday: Mostly cloudy, with an afternoon high of 83. Winds S at 15-25 mph.

Tournament Record:

266 - Vijay Singh (2002), Curtis Strange (1980), Lee Trevino (1980)

Current Course Record:

63 - Redstone GC Tournament Course - Phil Mickelson (2011), Jimmy Walker (2011), Adam Scott (2008), Johnson Wagner (2008)

Tournament Course Record:

62 - Fred Funk (1992) - TPC Woodlands
 62 - Ron Streck (1981) - Woodlands CC

With his win at the 2011 Shell Houston Open, **Phil Mickelson** passed **Tiger Woods** in the Official World Golf Ranking for the first time since the week before the 1997 Masters Tournament. Mickelson moved to No. 3 in the World behind **Martin Kaymer** (No. 1) and **Lee Westwood** (No. 2).

With his win at the Shell Houston Open in 2011, **Phil Mickelson** recorded his first win since turning 40 in June of 2010. It marked his fourth career win in the state of Texas: 1996 GTE Byron Nelson Golf Classic; 2000 MasterCard Colonial; 2008 Crowne Plaza Invitational; and 2011 Shell Houston Open.

Phil Mickelson earned his 39th career PGA TOUR victory, at the 2011 Shell Houston Open, tying him with **Tom Watson** and **Cary Middlecoff** for ninth on the all-time TOUR victory list.

With his win at the 2011 Shell Houston Open, **Phil Mickelson** has claimed at least one victory in each of the previous eight seasons on TOUR, the longest active streak.

Phil Mickelson (third round) and **Jimmy Walker** (first round) matched the

course record on the Tournament Course at Redstone Golf Club, with rounds of 9-under-par 63. Mickelson and Walker (tied for 30th) now share the course record with **Adam Scott** (2008) and **Johnson Wagner** (2008).

Scott Verplank (1985 Western Open) and **Phil Mickelson** (1991 Northern Telecom Open), who were paired together in the final round at the 2011 Shell Houston Open, were the last two players to win on TOUR as amateurs.

In the final round of the 2011 Shell Houston Open, **Brandt Jobe** used an 8-iron to record a hole-in-one on the par-3 seventh hole from 170 yards. It was just the second hole-in-one since the Shell Houston Open moved to Redstone Golf Club's Tournament Course in 2006.

In 2011, **Fred Couples** (tied for 60th) made his 18th consecutive cut at the Shell Houston Open, surpassing **Jimmy Demaret** for most consecutive cuts made at the event. Couples' lone missed cut at the event was in his first start, in 1981.

The Shell Houston Open has had 21 playoffs in its tournament history, dating to 1946, more than any event on the PGA TOUR except the U.S. Open (32).

Tournament Results

Pos	Player	Score				Total	FedExCup Points	Earnings
		Rnd1	Rnd2	Rnd3	Rnd4			
1	Phil Mickelson	70	70	63	65	268/-20	500.00	1,062,000.00
T2	Chris Kirk	66	69	69	67	271/-17	245.00	519,200.00
T2	Scott Verplank	73	65	65	68	271/-17	245.00	519,200.00
T4	Aaron Baddeley	73	65	66	71	275/-13	122.50	259,600.00
T4	Steve Stricker	67	72	67	69	275/-13	122.50	259,600.00
T6	Robert Allenby	68	72	67	69	276/-12	95.00	205,025.00

Continued on next page

Pos	Player	Score				Total	FedExCup Points	Earnings
		Rnd1	Rnd2	Rnd3	Rnd4			
T6	David Hearn	69	70	66	71	276/-12	95.00	205,025.00
T8	Greg Chalmers	70	73	66	68	277/-11	75.00	159,300.00
T8	Padraig Harrington	68	69	70	70	277/-11	75.00	159,300.00
T8	Brandt Jobe	69	72	68	68	277/-11	75.00	159,300.00
T8	Matt Kuchar	72	70	67	68	277/-11	75.00	159,300.00
T8	Hunter Mahan	70	71	66	70	277/-11	75.00	159,300.00
T13	Chad Campbell	71	70	71	66	278/-10	57.66	114,066.67
T13	Gary Woodland	71	70	69	68	278/-10	57.66	114,066.67
T13	Anthony Kim	72	64	69	73	278/-10	57.66	114,066.66
T16	Louis Oosthuizen	72	69	70	68	279/-9	54.00	94,400.00
T16	Tim Petrovic	70	68	71	70	279/-9	54.00	94,400.00
T16	Webb Simpson	72	72	66	69	279/-9	54.00	94,400.00
T19	J.J. Henry	73	70	65	72	280/-8	50.00	71,508.00
T19	Charles Howell III	69	75	69	67	280/-8	50.00	71,508.00
T19	David Mathis	70	70	70	70	280/-8	50.00	71,508.00
T19	Nick O'Hern	65	74	72	69	280/-8	50.00	71,508.00
T19	Josh Teater	65	72	73	70	280/-8	50.00	71,508.00
T24	Ben Crane	70	68	73	70	281/-7	44.50	47,790.00
T24	Ben Curtis	70	70	68	73	281/-7	44.50	47,790.00
T24	Charley Hoffman	72	68	72	69	281/-7	44.50	47,790.00
T24	Michael Putnam	70	69	69	73	281/-7	44.50	47,790.00
T24	John Senden	72	69	70	70	281/-7	44.50	47,790.00
T24	Michael Thompson	72	69	70	70	281/-7	44.50	47,790.00
T30	Tommy Gainey	68	73	70	71	282/-6	38.50	35,842.50
T30	Nathan Green	67	73	69	73	282/-6	38.50	35,842.50
T30	Charl Schwartzel	74	67	71	70	282/-6	38.50	35,842.50
T30	Vaughn Taylor	68	71	69	74	282/-6	38.50	35,842.50
T30	Jimmy Walker	63	74	72	73	282/-6	38.50	35,842.50
T30	Lee Westwood	68	72	74	68	282/-6	38.50	35,842.50
T36	Cameron Beckman	69	74	67	73	283/-5	32.50	27,189.17
T36	Alex Cejka	71	70	69	73	283/-5	32.50	27,189.17
T36	Ben Martin	73	66	70	74	283/-5	32.50	27,189.17
T36	Johnson Wagner	69	67	76	71	283/-5	32.50	27,189.17
T36	Zack Miller	68	74	67	74	283/-5	32.50	27,189.16
T36	Nate Smith	69	72	66	76	283/-5	32.50	27,189.16
T42	Michael Bradley	71	71	72	70	284/-4	26.50	20,060.00
T42	Joseph Bramlett	73	68	72	71	284/-4	26.50	20,060.00
T42	J.B. Holmes	73	71	67	73	284/-4	26.50	20,060.00
T42	Bill Lunde	68	71	73	72	284/-4	26.50	20,060.00
T42	Troy Merritt	72	71	71	70	284/-4	26.50	20,060.00
T42	Scott Piercy	71	72	69	72	284/-4	26.50	20,060.00
T48	Brian Davis	71	72	67	75	285/-3	22.00	15,458.00
T48	Kent Jones	72	72	68	73	285/-3	22.00	15,458.00
T48	John Rollins	67	71	72	75	285/-3	22.00	15,458.00
T51	Keegan Bradley	70	73	71	72	286/-2	17.50	13,884.67
T51	Steve Elkington	68	71	73	74	286/-2	17.50	13,884.67
T51	Brendan Steele	67	72	77	70	286/-2	17.50	13,884.67
T51	Charlie Wi	74	70	71	71	286/-2	17.50	13,884.67
T51	Ernie Els	71	72	69	74	286/-2	17.50	13,884.66
T51	Ross Fisher	71	70	69	76	286/-2	17.50	13,884.66
T57	Blake Adams	72	72	67	76	287/-1	13.00	13,216.00
T57	Kris Blanks	69	74	73	71	287/-1	13.00	13,216.00
T57	Billy Mayfair	69	74	71	73	287/-1	13.00	13,216.00
T60	Fred Couples	71	72	71	74	288/E	8.50	12,685.00
T60	Retief Goosen	70	74	71	73	288/E	8.50	12,685.00
T60	D.A. Points	70	72	71	75	288/E	8.50	12,685.00
T60	Jim Renner	71	73	70	74	288/E	8.50	12,685.00
T60	Kyle Stanley	70	74	71	73	288/E	8.50	12,685.00
T60	Boo Weekley	72	72	72	72	288/E	8.50	12,685.00
T66	Robert Garrigus	68	72	75	74	289/1	2.42	11,918.00
T66	Jim Herman	73	68	75	73	289/1	2.42	11,918.00
T66	Marc Leishman	69	75	71	74	289/1	2.42	11,918.00
T66	Steve Marino	72	70	71	76	289/1	2.42	11,918.00
T66	Andres Romero	73	70	70	76	289/1	2.42	11,918.00
T66	Kevin Stadler	71	73	72	73	289/1	2.42	11,918.00
T66	Roland Thatcher	77	67	69	76	289/1	2.42	11,918.00
T73	Francesco Molinari	69	71	74	77	291/3	.93	11,387.00
T73	Cameron Tringale	74	70	66	81	291/3	.93	11,387.00
75	Fabian Gomez	71	72	73	79	295/7	.90	11,210.00
T76	Paul Goydos	71	71	75		217/1	.87	11,033.00
T76	Jarrod Lyle	68	76	73		217/1	.87	11,033.00

Continued on next page

Pos	Player	Score				Total	FedExCup Points	Earnings
		Rnd1	Rnd2	Rnd3	Rnd4			
78	Marc Turnesa	68	76	74		218/2	.84	10,856.00
T79	Erik Compton	70	74	75		219/3		10,679.00
T79	Chez Reavie	72	71	76		219/3	.81	10,679.00

The following players failed to complete the tournament: **CUT** – Rich Beem, Angel Cabrera, Jason Day, Bobby Gates, Scott Gutschewski, Tim Herron, Ryuji Imada, Kevin Kisner, Scott McCarron, William McGirt, D.J. Trahan, Shane Bertsch, Brendon de Jonge, Joe Durant, Matt Jones, Jeff Maggert, D.J. Brigman, Kevin Chappell, Chad Collins, Michael Connell, Harrison Frazar, Lucas Glover, Derek Lamely, Justin Leonard, Will MacKenzie, Alex Prugh, Alexandre Rocha, Paul Stankowski, Chris Stroud, Lonny Alexander, Stuart Appleby, Steve Flesch, Scott Gordon, Billy Horschel, Fredrik Jacobson, Martin Piller, Chris Riley, Scott Stallings, Jhonattan Vegas, Steve Darnall, Shaun Micheel, Ryan Palmer, Daniel Summerhays, Charles Warren, Dean Wilson, James Driscoll, Robert Karlsson, Joe Ogilvie, Y.E. Yang, Tyler Leon, Davis Love III, Bryce Molder, Peter Tomasulo, Andres Gonzales, Spencer Levin, Matt Bettencourt, Steven Bowditch, Michael Letzig, Colt Knost, Jose Maria Olazabal ; **W/D** – Garrett Willis, Pat Perez, Tag Ridings, Jamie Lovemark ;

Tournament History

Year	Winner *-Playoff	Score	FedExCup Points	Runners Up	Score	Course	Location	Par Yardage
Shell Houston Open								
2011	Phil Mickelson	268/-20	500.00	Chris Kirk Scott Verplank	271	Redstone GC Tournament Course	Humble, TX	72/7,457
2010	Anthony Kim*	276/-12	500.00	Vaughn Taylor	276	Redstone GC Tournament Course	Humble, TX	72/7,457
2009	Paul Casey*	277/-11	500.00	J.B. Holmes	277	Redstone GC Tournament Course	Humble, TX	72/7,457
2008	Johnson Wagner	272/-16	4, 500	Chad Campbell Geoff Ogilvy	274	Redstone GC Tournament Course	Humble, TX	72/7,457
2007	Adam Scott	271/-17	4, 500	Stuart Appleby Bubba Watson	274	Redstone GC Tournament Course	Humble, TX	72/7,457
2006	Stuart Appleby	269/-19		Bob Estes	275	Redstone GC Tournament Course	Humble, TX	72/7,457
2005	Vijay Singh*	275/-13		John Daly	275	Redstone GC (Fall Creek)	Humble, TX	72/7,508
2004	Vijay Singh	277/-11		Scott Hoch	279	Redstone GC (Fall Creek)	Houston, TX	72/7,508
2003	Fred Couples	267/-21		Stuart Appleby Mark Calcavecchia Hank Kuehne	271	Redstone GC (Fall Creek)	Houston, TX	72/7,508
2002	Vijay Singh	266/-22		Darren Clarke	272	TPC Woodlands	The Woodlands, TX	72/7,018
2001	Hal Sutton	278/-10		Joe Durant Lee Janzen	281	TPC Woodlands	The Woodlands, TX	72/7,018
2000	Robert Allenby*	275/-13		Craig Stadler	275	TPC Woodlands	The Woodlands, TX	72/7,018
1999	Stuart Appleby	279/- 9		John Cook Hal Sutton	280	TPC Woodlands	The Woodlands, TX	72/7,042
1998	David Duval	276/-12		Jeff Maggert	277	TPC Woodlands	The Woodlands, TX	72/7,042
1997	Phil Blackmar*	276/-12		Kevin Sutherland	276	TPC Woodlands	The Woodlands, TX	72/7,042
1996	Mark Brooks*	274/-14		Jeff Maggert	274	TPC Woodlands	The Woodlands, TX	72/7,042
1995	Payne Stewart*	276/-12		Scott Hoch	276	TPC Woodlands	The Woodlands, TX	72/7,042
1994	Mike Heinen	272/-16		Tom Kite Jeff Maggert Hal Sutton	275	TPC Woodlands	The Woodlands, TX	72/7,042
1993	Jim McGovern*	199/-17		John Huston	199	TPC Woodlands	The Woodlands, TX	72/7,042
1992	Fred Funk	272/-16		Kirk Triplett	274	TPC Woodlands	The Woodlands, TX	72/7,042
Independent Insurance Agent Open								
1991	Fulton Allem	273/-15		Billy Ray Brown Mike Hulbert Tom Kite	274	TPC Woodlands	The Woodlands, TX	72/7,042
1990	Tony Sills*	204/-12		Gil Morgan	204	TPC Woodlands	The Woodlands, TX	72/7,042
1989	Mike Sullivan	280/- 8		Craig Stadler	281	TPC Woodlands	The Woodlands, TX	72/7,042
1988	Curtis Strange*	270/-18		Greg Norman	270	TPC Woodlands	The Woodlands, TX	72/7,042
Big "I" Houston Open								
1987	Jay Haas*	276/-12		Buddy Gardner	276	TPC Woodlands	The Woodlands, TX	72/7,042
Houston Open								
1986	Curtis Strange*	274/-14		Calvin Peete	274	TPC Woodlands	The Woodlands, TX	72/7,045
1985	Raymond Floyd	277/-11		David Frost Bob Lohr	278	TPC Woodlands	The Woodlands, TX	72/7,042
Houston Coca-Cola Open								
1984	Corey Pavin	274/-10		Buddy Gardner	275	Woodlands CC	The Woodlands, TX	71/7,031
1983	David Graham	275/- 9		Lee Elder Jim Thorpe Lee Trevino	280	Woodlands CC	The Woodlands, TX	71/7,031
Michelob-Houston Open								
1982	Ed Sneed*	275/- 9		Bob Shearer	275	Woodlands CC	The Woodlands, TX	71/7,031
1981	Ron Streck	198/-15		Hale Irwin	201	Woodlands CC	The Woodlands, TX	71/7,071

Continued on next page

Year	Winner *-Playoff	Score	FedExCup Points	Runners Up	Score	Course	Location	Par Yardage
1980	Curtis Strange*	266/-18		Jerry Pate Lee Trevino	266	Woodlands CC	The Woodlands, TX	71/6,918
Houston Open								
1979	Wayne Levi	268		Michael Brannan	270	Woodlands CC	The Woodlands, TX	71/6,918
1978	Gary Player	270		Andy Bean	271	Woodlands CC	The Woodlands, TX	71/6,997
1977	Gene Littler	276		Lanny Wadkins	279	Woodlands CC	The Woodlands, TX	71/6,997
1976	Lee Elder	278		Forrest Fezler	279	Woodlands CC	The Woodlands, TX	71/6,997
1975	Bruce Crampton	273		Gil Morgan	275	Woodlands CC	The Woodlands, TX	71/6,929
1974	Dave Hill	276		Rod Curl	277	Quail Valley GC	Missouri City, TX	72/6,905
				Steve Melnyk Andy North				
1973	Bruce Crampton	277		Dave Stockton	278	Quail Valley GC	Missouri City, TX	72/6,905
1972	Bruce Devlin	278		Tommy Aaron Lou Graham Doug Sanders	280	Westwood CC	Houston, TX	72/6,998
Houston Champions International								
1971	Hubert Green*	280		Don January	280	Champions GC	Houston, TX	71/7,166
1970	Gibby Gilbert*	282		Bruce Crampton	282	Champions GC	Houston, TX	71/7,166
1968	Roberto De Vicenzo	274		Lee Trevino	275	Champions GC	Houston, TX	71/7,166
1967	Frank Beard	274		Arnold Palmer	275	Champions GC	Houston, TX	71/7,166
1966	Arnold Palmer	275		Gardner Dickinson	276	Champions GC	Houston, TX	71/7,166
Houston Classic								
1965	Bobby Nichols	273		Bruce Devlin Chi Chi Rodriguez	274	Sharpstown CC	Houston, TX	71/7,021
1964	Mike Souchak	278		Jack Nicklaus	279	Sharpstown CC	Houston, TX	71/7,021
1963	Bob Charles	268		Fred Hawkins	269	Memorial Park GC	Houston, TX	71/7,021
1962	Bobby Nichols*	278		Jack Nicklaus Dan Sikes	278	Memorial Park GC	Houston, TX	71/7,021
1961	Jay Hebert*	276		Ken Venturi	276	Memorial Park GC	Houston, TX	71/7,021
1960	Bill Collins*	280		Arnold Palmer	280	Memorial Park GC	Houston, TX	71/7,021
1959	Jack Burke, Jr.*	277		Julius Boros	277	Memorial Park GC	Houston, TX	71/7,021
Houston Open								
1958	Ed Oliver	281		Roberto De Vicenzo Jay Hebert	282	Memorial Park GC	Houston, TX	71/7,021
1957	Arnold Palmer	279		Doug Ford	280	Memorial Park GC	Houston, TX	71/7,021
1956	Ted Kroll	277		Jack Burke Jr. Dave Douglas	280	Memorial Park GC	Houston, TX	71/7,021
1955	Mike Souchak	273		Jerry Barber	275	Memorial Park GC	Houston, TX	71/7,021
1954	Dave Douglas	277		Cary Middlecoff	279	Memorial Park GC	Houston, TX	71/7,021
1953	Cary Middlecoff*	283		Jim Ferrier Shelley Mayfield	283	Memorial Park GC	Houston, TX	71/7,021
1952	Jack Burke, Jr.	277		Frank Stranahan	283	Memorial Park GC	Houston, TX	71/7,021
1951	Marty Furgol	277		Jack Burke Jr. Pete Cooper	278	Memorial Park GC	Houston, TX	71/7,021
1950	Cary Middlecoff	277		Pete Cooper	280	Brae Burn CC	Houston, TX	72/6,725
1949	Johnny Palmer	272		Cary Middlecoff	273	Pine Forest CC	Houston, TX	72/6,510
1947	Bobby Locke	277		Johnny Palmer Ellsworth Vines	282	Memorial Park GC	Houston, TX	71/7,021
1946	Byron Nelson	274		Ben Hogan	276	River Oaks CC	Houston, TX	71/6,588



Masters Tournament



Winner: Charl Schwartzel
 FedExCup Points: 600.00
 \$1,440,000.00
 69-71-68-66 274 (-14)

Augusta, GA
April 07-10

FedExCup Points: 3,776

Purse: \$7,500,000

Course: Augusta National GC | 36-36-72/ 7,435

Round 1	Round 2	Round 3
Rory McIlroy - 65 (-7)	Rory McIlroy - 134 (-10)	Rory McIlroy - 204 (-12)
Alvaro Quiros - 65 (-7)	Jason Day - 136 (-8)	Angel Cabrera - 208 (-8)
K.J. Choi - 67 (-5)	K.J. Choi - 137 (-7)	K.J. Choi - 208 (-8)
Y.E. Yang - 67 (-5)	Tiger Woods - 137 (-7)	Jason Day - 208 (-8)
Ricky Barnes - 68 (-4)	Geoff Ogilvy - 138 (-6)	Charl Schwartzel - 208 (-8)
Matt Kuchar - 68 (-4)	Alvaro Quiros - 138 (-6)	
Charl Schwartzel - 69 (-3)	Charl Schwartzel - 140 (-4)	

Cut: 49 players at 1-over 145 from a field of 93 professionals and six amateurs.

Weather: Thursday: Sunny. High of 77. Winds SW at 5-10 mph. Friday: Mostly cloudy. High of 82. Winds WSW at 8-14 mph. Saturday: Partly cloudy and warm. High of 86. Winds shifting from W at 4-8 mph to WSW at 8-12 mph. Sunday: Mostly sunny and humid. High of 90. Winds S at 6-12 mph.

Tournament Record:
 270 - Tiger Woods (1997)

Tournament Course Record:
 63 - Greg Norman (1996) - Augusta National GC
 63 - Nick Price (1986) - Augusta National GC

In 2011, **Charl Schwartzel** became the first Masters Tournament champion to birdie the final four holes, capping off a 6-under 66 and a two-stroke victory over Australians **Jason Day** and **Adam Scott**. He became the first champion to play the final four holes in 4-under since **Jack Nicklaus** (E-B-B-P) in 1986.

Charl Schwartzel won the 75th Masters Tournament and became the third South African winner, joining **Gary Player** (1961, 1974 and 1978) and **Trevor Immelman** (2008). His win came 50 years after Player became the first international winner of the green jacket, in 1961.

Charl Schwartzel joined **Jimmy Demaret** (1940) and **Herman Keiser** (1946) as players to win the Masters Tournament in their sophomore appearances.

Charl Schwartzel entered the final round four strokes behind **Rory McIlroy** and turned in the largest come-from-behind win at the Masters since **Nick Faldo** came from six down to defeat **Greg Norman** in 1996.

The eventual Masters champion has come out of the final pairing 19 out of the last 21 years, with **Zach Johnson** (2007) and **Charl Schwartzel** (2011) the exceptions.

Dating to 1991, with the exception of **Zach Johnson** (tied for fourth) in 2007, the Masters champion has been no lower than tied for second following 54 holes. Schwartzel was tied for second entering the final round.

Charl Schwartzel's winning score of 14-under 274 is the lowest by an international champion at the Masters and equals the sixth lowest of all time, behind **Tiger Woods** (270, 1997), **Jack Nicklaus** (271, 1965), **Raymond Floyd** (271, 1976), Woods (272, 2001) and **Phil Mickelson** (272, 2010).

Rory McIlroy held at least a share of the lead all three rounds at the 2011 Masters but carded a final-round 80 to finish T15. At 21 years, 11 months, 6 days, he was attempting to become the second youngest winner of the Masters (**Tiger Woods**, 1997, 21 years, 3 months, 14 days).

Jason Day tied for second in his attempt to join **Horton Smith** (1934), **Gene Sarazen** (1935) and **Fuzzy Zoeller** (1979) with wins in their first Masters appearances.

Jason Day equaled the lowest score (64) in any round by a first-year participant (**Lloyd Mangrum**, first round, 1940, **Mike Donald**, first round, 1990, **David Toms**, fourth round, 1998) with an 8-under 64 in the second round.

Adam Scott closed with matching 5-under 67s, his best scores in 36 rounds at Augusta National Golf Club. His only previous sub-70 score was a first-round 3-under 69 in 2010. Scott's T2 came in his 10th Masters start. His only other top-10 finish came in his first start in 2002 (tied for ninth).

Tiger Woods entered the final round seven behind **Rory McIlroy**, but a front-nine 5-under 31—highlighted by a birdie-birdie-eagle stretch on Nos. 6-8—had him tied for the lead as he made the turn at Augusta National. Woods (tied for fourth) closed with a 5-under 67 for the best closing round of his career at Augusta National, but still left him four strokes behind **Charl Schwartzel**.

With his tie-for-fourth finish at the 2011 Masters, **Tiger Woods** collected the 10th top-five finish of his career, moving out of a tie with **Phil Mickelson**, **Ben Hogan**, **Tom Kite**, **Arnold Palmer**, **Sam Snead** and **Tom Watson**. The only player with more top-fives at the Masters is **Jack Nicklaus**, with 15.

Since winning his last green jacket, in 2005, **Tiger Woods** has tied for third, tied for second, finished second, tied for sixth, tied for fourth and tied for fourth.

No player has even posted four rounds in the 60s in a single Masters Tournament.

The 54-hole leader/co-leader has won the Masters 41 (out of 75) times, most recently **Angel Cabrera** in 2009.

Ben Crenshaw missed the cut in his 40th consecutive Masters appearance (1972-2011). **Arnold Palmer** played in a record 50 consecutive Masters from

1955 to 2004, followed by **Doug Ford** (46, 1956-2001), **Raymond Floyd** (45, 1965-2009), **Jack Nicklaus** (40, 1959-1998) and Crenshaw.

Vijay Singh (76-78) missed the cut in his 67th consecutive start in a major

championship. The last major he missed was the 1994 U.S. Open at Oakmont Country Club, won by **Ernie Els**. Active consecutive major appearances: Singh (67), **Mike Weir** (48), **Sergio Garcia** (47), **Adam Scott** (39) and **K.J. Choi** (36).

Tournament Results

Pos	Player	Score				Total	FedExCup Points	Earnings
		Rnd1	Rnd2	Rnd3	Rnd4			
1	Charl Schwartzel	69	71	68	66	274/-14	600.00	1,440,000.00
T2	Jason Day	72	64	72	68	276/-12	270.00	704,000.00
T2	Adam Scott	72	70	67	67	276/-12	270.00	704,000.00
T4	Luke Donald	72	68	69	69	278/-10	126.66	330,667.00
T4	Geoff Ogilvy	69	69	73	67	278/-10	126.66	330,667.00
T4	Tiger Woods	71	66	74	67	278/-10	126.66	330,667.00
7	Angel Cabrera	71	70	67	71	279/-9	100.00	268,000.00
T8	K.J. Choi	67	70	71	72	280/-8	91.00	240,000.00
T8	Bo Van Pelt	73	69	68	70	280/-8	91.00	240,000.00
10	Ryan Palmer	71	72	69	70	282/-6	82.00	216,000.00
T11	Edoardo Molinari	74	70	69	70	283/-5		176,000.00
T11	Justin Rose	73	71	71	68	283/-5	70.25	176,000.00
T11	Steve Stricker	72	70	71	70	283/-5	70.25	176,000.00
T11	Lee Westwood	72	67	74	70	283/-5		176,000.00
T15	Fred Couples	71	68	72	73	284/-4	57.00	128,000.00
T15	Ross Fisher	69	71	71	73	284/-4		128,000.00
T15	Trevor Immelman	69	73	73	69	284/-4	57.00	128,000.00
T15	Rory McIlroy	65	69	70	80	284/-4		128,000.00
T15	Brandt Snedeker	69	71	74	70	284/-4	57.00	128,000.00
T20	Ricky Barnes	68	71	75	71	285/-3	49.50	93,200.00
T20	Ryo Ishikawa	71	71	73	70	285/-3		93,200.00
T20	Martin Laird	74	69	69	73	285/-3	49.50	93,200.00
T20	Y.E. Yang	67	72	73	73	285/-3	49.50	93,200.00
T24	Jim Furyk	72	68	74	72	286/-2	46.00	70,400.00
T24	David Toms	72	69	73	72	286/-2	46.00	70,400.00
T24	Gary Woodland	69	73	74	70	286/-2	46.00	70,400.00
T27	Charley Hoffman	74	69	72	72	287/-1	40.50	54,400.00
T27	Miguel A Jimenez	71	73	70	73	287/-1		54,400.00
T27	Robert Karlsson	72	70	74	71	287/-1	40.50	54,400.00
T27	Matt Kuchar	68	75	69	75	287/-1	40.50	54,400.00
T27	Phil Mickelson	70	72	71	74	287/-1	40.50	54,400.00
T27	Ian Poulter	74	69	71	73	287/-1	40.50	54,400.00
T27	Alvaro Quiros	65	73	75	74	287/-1		54,400.00
T27	Hideki Matsuyama - a	72	73	68	74	287/-1		
T35	Alex Cejka	72	71	75	70	288/E	35.00	43,200.00
T35	Sergio Garcia	69	71	75	73	288/E	35.00	43,200.00
T35	Ryan Moore	70	73	72	73	288/E	35.00	43,200.00
T38	Paul Casey	70	72	76	71	289/1	31.50	36,800.00
T38	Rickie Fowler	70	69	76	74	289/1	31.50	36,800.00
T38	Dustin Johnson	74	68	73	74	289/1	31.50	36,800.00
T38	Bubba Watson	73	71	67	78	289/1	31.50	36,800.00
T42	Bill Haas	74	70	74	72	290/2	28.50	32,000.00
T42	Steve Marino	74	71	72	73	290/2	28.50	32,000.00
T44	Kyung-tae Kim	70	75	78	68	291/3		28,800.00
T44	Jeff Overton	73	72	72	74	291/3	26.50	28,800.00
46	Nick Watney	72	72	75	73	292/4	25.00	26,400.00
T47	Aaron Baddeley	75	70	74	74	293/5	23.50	24,000.00
T47	Ernie Els	75	70	76	72	293/5	23.50	24,000.00
49	Camilo Villegas	70	75	73	76	294/6	22.00	21,920.00

The following players failed to complete the tournament: **CUT** – Robert Allenby, Stewart Cink, Tim Clark, Lucas Glover, Zach Johnson, Anthony Kim, Hunter Mahan, Francesco Molinari, Sean O'Hair, Stuart Appleby, Jerry Kelly, Graeme McDowell, Kevin Na, Mark Wilson, Jason Bohn, David Chung, Ben Crane, Retief Goosen, Peter Hanson, Yuta Ikeda, Lion Kim, Carl Pettersson, D.A. Points, Heath Slocum, Jhonattan Vegas, Hiroyuki Fujita, Anders Hansen, Padraig Harrington, Gregory Havret, Louis Oosthuizen, Kevin Streelman, Peter Uihlein, Jin Jeong, Martin Kaymer, Larry Mize, Mark O'Meara, Jose Maria Olazabal, Rory Sabbatini, Arjun Atwal, Jonathan Byrd, Craig Stadler, Tom Watson, Davis Love III, Nathan T Smith, Sandy Lyle, Vijay Singh, Ben Crenshaw, Mike Weir, Ian Woosnam, Henrik Stenson ;

Tournament History

Year	Winner *-Playoff	Score	FedExCup Points	Runners Up	Score	Course	Location	Par Yardage
Masters Tournament								
2011	Charl Schwartzel	274/-14	600.00	Jason Day Adam Scott	276	Augusta National GC	Augusta, GA	72/7,435
2010	Phil Mickelson	272/-16	600.00	Lee Westwood	275	Augusta National GC	Augusta, GA	72/7,435
2009	Angel Cabrera*	276/-12	600.00	Chad Campbell Kenny Perry	276	Augusta National GC	Augusta, GA	72/7,435
2008	Trevor Immelman	280/- 8	4, 950	Tiger Woods	283	Augusta National GC	Augusta, GA	72/7,445
2007	Zach Johnson	289/+ 1	4, 950	Retief Goosen Rory Sabbatini Tiger Woods	291	Augusta National GC	Augusta, GA	72/7,445
2006	Phil Mickelson	281/- 7		Tim Clark	283	Augusta National GC	Augusta, GA	72/7,445
2005	Tiger Woods*	276/-12		Chris DiMarco	276	Augusta National GC	Augusta, GA	72/7,290
2004	Phil Mickelson	279/- 9		Ernie Els	280	Augusta National GC	Augusta, GA	72/7,290
2003	Mike Weir*	281/- 7		Len Mattiace	281	Augusta National GC	Augusta, GA	72/7,290
2002	Tiger Woods	276/-12		Retief Goosen	279	Augusta National GC	Augusta, GA	72/7,270
2001	Tiger Woods	272/-16		David Duval	274	Augusta National GC	Augusta, GA	72/6,985
2000	Vijay Singh	278/-10		Ernie Els	281	Augusta National GC	Augusta, GA	72/6,925
1999	Jose Maria Olazabal	280/- 8		Davis Love III	282	Augusta National GC	Augusta, GA	72/6,925
1998	Mark O'Meara	279/- 9		Fred Couples David Duval	280	Augusta National GC	Augusta, GA	72/6,925
1997	Tiger Woods	270/-18		Tom Kite	282	Augusta National GC	Augusta, GA	72/6,925
1996	Nick Faldo	276/-12		Greg Norman	281	Augusta National GC	Augusta, GA	72/6,905
1995	Ben Crenshaw	274/-14		Davis Love III	275	Augusta National GC	Augusta, GA	72/6,905
1994	Jose Maria Olazabal	279/- 9		Tom Lehman	281	Augusta National GC	Augusta, GA	72/6,905
1993	Bernhard Langer	277/-11		Chip Beck	281	Augusta National GC	Augusta, GA	72/6,905
1992	Fred Couples	275/-13		Raymond Floyd	277	Augusta National GC	Augusta, GA	72/6,905
1991	Ian Woosnam	277/-11		Jose Maria Olazabal	278	Augusta National GC	Augusta, GA	72/6,905
1990	Nick Faldo*	278/-10		Raymond Floyd	278	Augusta National GC	Augusta, GA	72/6,905
1989	Nick Faldo*	283/- 5		Scott Hoch	283	Augusta National GC	Augusta, GA	72/6,905
1988	Sandy Lyle	281/- 7		Mark Calcavecchia	282	Augusta National GC	Augusta, GA	72/6,905
1987	Larry Mize*	285/- 3		Seve Ballesteros Greg Norman	285	Augusta National GC	Augusta, GA	72/6,905
1986	Jack Nicklaus	279/- 9		Tom Kite	280	Augusta National GC	Augusta, GA	72/6,905
1985	Bernhard Langer	282/- 6		Greg Norman Seve Ballesteros Raymond Floyd Curtis Strange	284	Augusta National GC	Augusta, GA	72/6,905
1984	Ben Crenshaw	277/-11		Tom Watson	279	Augusta National GC	Augusta, GA	72/6,905
1983	Seve Ballesteros	280/- 8		Ben Crenshaw Tom Kite	284	Augusta National GC	Augusta, GA	72/6,905
1982	Craig Stadler*	284/- 4		Dan Pohl	284	Augusta National GC	Augusta, GA	72/6,905
1981	Tom Watson	280/- 8		Johnny Miller Jack Nicklaus	282	Augusta National GC	Augusta, GA	72/6,905
1980	Seve Ballesteros	275/-13		Gibby Gilbert Jack Newton	279	Augusta National GC	Augusta, GA	72/7,040
1979	Fuzzy Zoeller*	280		Ed Sneed Tom Watson	280	Augusta National GC	Augusta, GA	72/7,040
1978	Gary Player	277		Rod Funseth Hubert Green Tom Watson	278	Augusta National GC	Augusta, GA	72/7,040
1977	Tom Watson	276		Jack Nicklaus	278	Augusta National GC	Augusta, GA	72/7,030
1976	Raymond Floyd	271		Ben Crenshaw	279	Augusta National GC	Augusta, GA	72/7,030
1975	Jack Nicklaus	276		Johnny Miller Tom Weiskopf	277	Augusta National GC	Augusta, GA	72/7,020
1974	Gary Player	278		Dave Stockton Tom Weiskopf	280	Augusta National GC	Augusta, GA	72/7,020
1973	Tommy Aaron	283		J.C. Snead	284	Augusta National GC	Augusta, GA	72/6,980
1972	Jack Nicklaus	286		Bruce Crampton Bobby Mitchell Tom Weiskopf	289	Augusta National GC	Augusta, GA	72/6,980
1971	Charles Coody	279		Johnny Miller Jack Nicklaus	281	Augusta National GC	Augusta, GA	72/6,980
1970	Billy Casper*	279		Gene Littler	279	Augusta National GC	Augusta, GA	72/6,980
1969	George Archer	281		Billy Casper George Knudson Tom Weiskopf	282	Augusta National GC	Augusta, GA	72/6,980
1968	Bob Goalby	277		Roberto De Vicenzo	278	Augusta National GC	Augusta, GA	72/6,980
1967	Gay Brewer	280		Bobby Nichols	281	Augusta National GC	Augusta, GA	72/6,980
1966	Jack Nicklaus*	288		Tommy Jacobs	288	Augusta National GC	Augusta, GA	72/6,980
1965	Jack Nicklaus	271		Arnold Palmer Gary Player	280	Augusta National GC	Augusta, GA	72/6,980

Continued on next page

Year	Winner *-Playoff	Score	FedExCup Points	Runners Up	Score	Course	Location	Par Yardage
1964	Arnold Palmer	276		Dave Marr Jack Nicklaus	282	Augusta National GC	Augusta, GA	72/6,980
1963	Jack Nicklaus	286		Tony Lema	287	Augusta National GC	Augusta, GA	72/6,980
1962	Arnold Palmer*	280		Gary Player	280	Augusta National GC	Augusta, GA	72/6,980
1961	Gary Player	280		Charles Coe Arnold Palmer	281	Augusta National GC	Augusta, GA	72/6,980
1960	Arnold Palmer	282		Ken Venturi	283	Augusta National GC	Augusta, GA	72/6,980
1959	Art Wall	284		Cary Middlecoff	285	Augusta National GC	Augusta, GA	72/6,980
1958	Arnold Palmer	284		Doug Ford Fred Hawkins	285	Augusta National GC	Augusta, GA	72/6,980
1957	Doug Ford	283		Sam Snead	286	Augusta National GC	Augusta, GA	72/6,980
1956	Jack Burke, Jr.	289		Ken Venturi	290	Augusta National GC	Augusta, GA	72/6,965
1955	Cary Middlecoff	279		Ben Hogan	286	Augusta National GC	Augusta, GA	72/6,965
1954	Sam Snead*	289		Ben Hogan	289	Augusta National GC	Augusta, GA	72/6,950
1953	Ben Hogan	274		Ed Oliver	279	Augusta National GC	Augusta, GA	72/6,950
1952	Sam Snead	286		Jack Burke Jr.	290	Augusta National GC	Augusta, GA	72/6,950
1951	Ben Hogan	280		Skee Riegel	282	Augusta National GC	Augusta, GA	72/6,900
1950	Jimmy Demaret	283		Jim Ferrier	285	Augusta National GC	Augusta, GA	72/6,900
1949	Sam Snead	282		Johnny Bulla Lloyd Mangrum	285	Augusta National GC	Augusta, GA	72/6,900
1948	Claude Harmon	279		Cary Middlecoff	284	Augusta National GC	Augusta, GA	72/6,900
1947	Jimmy Demaret	281		Byron Nelson Frank Stranahan	283	Augusta National GC	Augusta, GA	72/6,800
1946	Herman Keiser	282		Ben Hogan	283	Augusta National GC	Augusta, GA	72/6,800
1942	Byron Nelson*	280		Ben Hogan	280	Augusta National GC	Augusta, GA	72/6,800
1941	Craig Wood	280		Byron Nelson	283	Augusta National GC	Augusta, GA	72/6,800
1940	Jimmy Demaret	280		Lloyd Mangrum	284	Augusta National GC	Augusta, GA	72/6,800
1939	Ralph Guldahl	279		Sam Snead	280	Augusta National GC	Augusta, GA	72/6,800
1938	Henry Picard	285		Harry Cooper Ralph Guldahl	287	Augusta National GC	Augusta, GA	72/6,800
Augusta National Invitation								
1937	Byron Nelson	283		Ralph Guldahl	285	Augusta National GC	Augusta, GA	72/6,700
1936	Horton Smith	285		Harry Cooper	286	Augusta National GC	Augusta, GA	72/6,700
1935	Gene Sarazen*	282		Craig Wood	282	Augusta National GC	Augusta, GA	72/6,700
1934	Horton Smith	284		Craig Wood	285	Augusta National GC	Augusta, GA	72/6,700



Valero Texas Open



Winner: Brendan Steele
 FedExCup Points: 500.00
 \$1,116,000.00
 69-72-68-71 280 (-8)

San Antonio, TX
 April 14-17

FedExCup Points: 3,513

Purse: \$6,200,000

Course: TPC San Antonio | 36-36-72/ 7,435

Round 1	Round 2	Round 3
Stewart Cink - 67 (-5)	Rich Beem - 141 (-3)	Brendan Steele - 209 (-7)
J.J. Henry - 67 (-5)	Kevin Chappell - 141 (-3)	Cameron Tringale - 210 (-6)
Kevin Chappell - 68 (-4)	Charley Hoffman - 141 (-3)	Kevin Chappell - 211 (-5)
Charley Hoffman - 68 (-4)	Geoff Ogilvy - 141 (-3)	Brandt Snedeker - 211 (-5)
Adam Scott - 68 (-4)	Brandt Snedeker - 141 (-3)	Charles Howell III - 212 (-4)
Vaughn Taylor - 68 (-4)	Brendan Steele - 141 (-3)	Pat Perez - 212 (-4)
Jhonattan Vegas - 68 (-4)	Kevin Sutherland - 141 (-3)	Adam Scott - 212 (-4)
Brendan Steele - 69 (-3)		

Cut: 78 players at 4-over 148 from a field of 144 professionals.

Weather: Thursday: Mostly cloudy with an afternoon high of 88. Winds SSE 8-15 mph. Friday: Sunny and breezy, with an afternoon high of 84. Winds N at 15-25 mph, gusting to 34 mph. Saturday: Sunny, with an afternoon high of 82. SE winds at 8-15 mph. Sunday: Sunny, with an afternoon high of 85. Winds SSE at 8-15 mph, gusting to 20-30 mph.

Tournament Record:

254 - Tommy Armour III (2003)

Current Course Record:

64 - TPC San Antonio - Ryan Palmer (2010), Scott Piercy (2010)

Tournament Course Record:

60 - Zach Johnson (2009) - LaCantera GC (Resort)

60 - Bart Bryant (2004) - LaCantera GC (Resort)

The seven players tied for the 36-hole lead at the 2011 Valero Texas Open equaled the second most on TOUR, dating to 1970. The record for most players tied for the 36-hole lead is eight, at the 2001 Greater Hartford Open. The 1977 Westchester Classic also had seven players tied for the lead.

The second-round scoring average of 75.289 at the 2011 Valero Texas Open was the highest on TOUR since the first round of the 2008 British Open (75.877). The last time there was a scoring average of 75 or higher in a non-major was in the second round of the 2008 Memorial Tournament (75.856).

With **Brendan Steele** capturing the 2011 Valero Texas Open, rookies had recorded back-to-back victories on TOUR (Steele/Valero Texas Open and **Charl Schwartzel**/Masters Tournament) for the first time since 2002 when **Jonathan Byrd** won the Buick Challenge and **Luke Donald** won the Southern Farm Bureau Classic.

Brendan Steele became the 16th first-time winner in the history of the Valero Texas Open: **Chick Harbert** (1942), **Tony Holguin** (1953), **Mike Souchak** (1955), **Jay Hebert** (1957), **Bill Johnston** (1958), **Harold Henning** (1966), **Deane Beman** (1969), **Ben Crenshaw** (1973), **Terry Diehl** (1974), **Ron Streck** (1978), **Bob Estes** (1994), **Duffy Waldorf** (1995), **David Ogrin** (1996), **Bart**

Bryant (2004) and **Eric Axley** (2006).

Dating to 1970, **Brendan Steele** (2011), **Eric Axley** (2006), **Terry Diehl** (1974) and **Ben Crenshaw** (1973) are the only rookies to win the Valero Texas Open.

Since 1970, there have been 10 players win the Valero Texas Open in their first start at the event: **Brendan Steele** (2011), **Adam Scott** (2010), **Zach Johnson** (2008), **Eric Axley** (2006), **Ron Streck** (1978), **Hale Irwin** (1977), **Don January** (1975), **Terry Diehl** (1974), **Ben Crenshaw** (1973) and **Mike Hill** (1972).

Since 1960, only **Arnold Palmer** (1960-1962), **Justin Leonard** (2000-01) and **Zach Johnson** (2008-09) have successfully defended a Valero Texas Open title.

Kevin Na recorded a 16 on the par-4 ninth hole in the first round of the 2011 Valero Texas Open, tying for the second-highest score on a hole on the PGA TOUR since 1983. Despite the 16, Na managed to post an 80, with five birdies on the day.

John Daly, 18, 1998 Bay Hill Invitational, No. 6, par 5

Gary McCord, 16, 1986 FedEx St. Jude Classic, No. 16, par 5

Kevin Na, 16, 2011 Valero Texas Open, No. 9, par 4

Tournament Results

Pos	Player	Score				Total	FedExCup Points	Earnings
		Rnd1	Rnd2	Rnd3	Rnd4			
1	Brendan Steele	69	72	68	71	280/-8	500.00	1,116,000.00
T2	Kevin Chappell	68	73	70	70	281/-7	245.00	545,600.00
T2	Charley Hoffman	68	73	72	68	281/-7	245.00	545,600.00

Continued on next page

Pos	Player	Score				Total	FedExCup Points	Earnings
		Rnd1	Rnd2	Rnd3	Rnd4			
4	Brandt Snedeker	69	72	70	71	282/-6	135.00	297,600.00
T5	Fredrik Jacobson	72	75	67	69	283/-5	100.00	226,300.00
T5	Pat Perez	71	74	67	71	283/-5	100.00	226,300.00
T5	Cameron Tringale	71	71	68	73	283/-5	100.00	226,300.00
8	Charles Howell III	71	73	68	72	284/-4	85.00	192,200.00
T9	Keegan Bradley	73	73	71	68	285/-3	77.50	173,600.00
T9	Martin Laird	72	74	69	70	285/-3	77.50	173,600.00
T11	J.B. Holmes	70	73	72	71	286/-2	63.00	136,400.00
T11	Scott Stallings	71	73	75	67	286/-2	63.00	136,400.00
T11	Kevin Sutherland	71	70	74	71	286/-2	63.00	136,400.00
T11	Dean Wilson	70	72	72	72	286/-2	63.00	136,400.00
T15	Rich Beem	71	70	72	74	287/-1	52.50	90,055.00
T15	Steve Flesch	71	76	68	72	287/-1	52.50	90,055.00
T15	Bobby Gates	70	78	68	71	287/-1	52.50	90,055.00
T15	Hunter Haas	75	70	71	71	287/-1	52.50	90,055.00
T15	Brandt Jobe	75	69	73	70	287/-1	52.50	90,055.00
T15	Kevin Streelman	69	76	72	70	287/-1	52.50	90,055.00
T15	Roland Thatcher	74	74	70	69	287/-1	52.50	90,055.00
T15	Johnson Wagner	71	75	70	71	287/-1	52.50	90,055.00
T23	Brian Gay	71	74	72	71	288/E	45.00	52,257.15
T23	John Senden	71	74	72	71	288/E	45.00	52,257.15
T23	Brendon de Jonge	72	72	71	73	288/E	45.00	52,257.14
T23	Nathan Green	75	73	69	71	288/E	45.00	52,257.14
T23	Geoff Ogilvy	69	72	74	73	288/E	45.00	52,257.14
T23	Martin Piller	70	75	70	73	288/E	45.00	52,257.14
T23	Adam Scott	68	74	70	76	288/E	45.00	52,257.14
T30	Blake Adams	71	74	73	71	289/1	38.50	37,665.00
T30	Briny Baird	71	75	70	73	289/1	38.50	37,665.00
T30	Matt Every	73	69	74	73	289/1	38.50	37,665.00
T30	Ryuji Imada	72	75	70	72	289/1	38.50	37,665.00
T30	Justin Leonard	73	75	71	70	289/1	38.50	37,665.00
T30	Troy Matteson	69	76	73	71	289/1	38.50	37,665.00
T36	Ricky Barnes	73	70	71	76	290/2	31.50	27,318.75
T36	Kris Blanks	71	73	73	73	290/2	31.50	27,318.75
T36	J.P. Hayes	73	73	68	76	290/2	31.50	27,318.75
T36	Jeff Maggert	71	72	71	76	290/2	31.50	27,318.75
T36	William McGirt	73	73	70	74	290/2	31.50	27,318.75
T36	Bryce Molder	73	75	70	72	290/2	31.50	27,318.75
T36	Nick O'Hern	73	72	73	72	290/2	31.50	27,318.75
T36	Kevin Stadler	70	77	69	74	290/2	31.50	27,318.75
T44	John Merrick	72	72	77	70	291/3	25.50	19,840.00
T44	Tag Ridings	70	74	73	74	291/3	25.50	19,840.00
T44	Vaughn Taylor	68	75	71	77	291/3	25.50	19,840.00
T44	Jhonattan Vegas	68	76	76	71	291/3	25.50	19,840.00
T48	Chris Kirk	70	76	72	74	292/4	22.00	16,244.00
T48	Bill Lunde	71	73	74	74	292/4	22.00	16,244.00
T48	Billy Mayfair	72	73	74	73	292/4	22.00	16,244.00
T51	Arjun Atwal	71	77	71	74	293/5	16.50	14,430.50
T51	Woody Austin	73	73	74	73	293/5	16.50	14,430.50
T51	James Driscoll	74	73	73	73	293/5	16.50	14,430.50
T51	Fabian Gomez	72	74	76	71	293/5	16.50	14,430.50
T51	Paul Goydos	71	74	75	73	293/5	16.50	14,430.50
T51	Bio Kim	78	69	76	70	293/5	16.50	14,430.50
T51	Jarrold Lyle	74	71	73	75	293/5	16.50	14,430.50
T51	Ben Martin	73	74	72	74	293/5	16.50	14,430.50
T59	Chad Campbell	71	73	74	76	294/6	9.00	13,392.00
T59	Stewart Cink	67	78	75	74	294/6	9.00	13,392.00
T59	Michael Connell	73	70	78	73	294/6	9.00	13,392.00
T59	Jim Herman	69	78	73	74	294/6	9.00	13,392.00
T59	Shaun Micheel	72	73	73	76	294/6	9.00	13,392.00
T59	Bo Van Pelt	75	73	69	77	294/6	9.00	13,392.00
T59	Scott Verplank	75	72	73	74	294/6	9.00	13,392.00
T66	Steven Bowditch	77	69	75	74	295/7	4.00	12,772.00
T66	Joseph Bramlett	70	74	78	73	295/7	4.00	12,772.00
T66	Chris Riley	74	72	74	75	295/7	4.00	12,772.00
T69	J.J. Henry	67	78	77	74	296/8	1.23	12,338.00
T69	Justin Hicks	77	71	74	74	296/8	1.23	12,338.00
T69	Frank Lickliter II	70	77	75	74	296/8	1.23	12,338.00
T69	Jim Renner	72	72	74	78	296/8	1.23	12,338.00
73	Bob Estes	71	76	73	77	297/9	.94	12,028.00
T74	David Duval	75	72	76	76	299/11	.91	11,842.00

Continued on next page

Pos	Player	Score				Total	FedExCup Points	Earnings
		Rnd1	Rnd2	Rnd3	Rnd4			
T74	Billy Horschel	71	74	74	80	299/11	.91	11,842.00
76	Scott Gutschewski	76	72	80	72	300/12	.88	11,656.00
77	Tim Petrovic	72	76	80	75	303/15	.86	11,532.00
78	Colt Knost	73	73	81	80	307/19	.84	11,408.00

The following players failed to complete the tournament: **CUT** – Cameron Beckman, Angel Cabrera, Chris DiMarco, Andres Gonzales, Kent Jones, Jeff Klauk, Derek Lamely, Carl Paulson, Chez Reavie, John Rollins, Josh Teater, Peter Tomasulo, Jimmy Walker, Tommy Gainey, Robert Gamez, David Hearn, Parker LaBarge, Spencer Levin, Zack Miller, Aron Price, Alexandre Rocha, Michael Sim, Paul Stankowski, Will Strickler, Chris Stroud, Joe Affrunti, Steve Elkington, Scott Gordon, Anthony Kim, Brad Lardon, Ryan Palmer, Jesper Parnevik, Alex Prugh, Michael Putnam, Harrison Frazier, Tim Herron, Marc Leishman, Scott McCarron, Rocco Mediate, Omar Uresti, Michael Arnaud, D.J. Brigman, Anders Hansen, Kyle Stanley, Marc Turnesa, David Mathis, Joe Ogilvie, Nate Smith, Michael Thompson, Matt Jones, Jerod Turner, Duffy Waldorf, Eric Axley, Garrett Willis, Kevin Kisner, Matt McQuillan, Kevin Na, Daniel Summerhays, Ted Purdy, Sunghoon Kang, Chris Smith, Mike Weir, Jin Jeong, Chris Baryla ; **W/D** – Garth Mulroy, Richard S Johnson ;

Tournament History

Year	Winner *-Playoff	Score	FedExCup Points	Runners Up	Score	Course	Location	Par Yardage
Valero Texas Open								
2011	Brendan Steele	280/- 8	500.00	Kevin Chappell Charley Hoffman	281	TPC San Antonio	San Antonio, TX	72/7,435
2010	Adam Scott	274/-14	500.00	Fredrik Jacobson	275	TPC San Antonio	San Antonio, TX	72/7,435
2009	Zach Johnson*	265/-15	500.00	James Driscoll	265	LaCantera GC (Resort)	San Antonio, TX	70/6,881
2008	Zach Johnson	261/-19		Charlie Wi Tim Wilkinson Mark Wilson	263	LaCantera GC (Resort)	San Antonio, TX	70/6,881
2007	Justin Leonard*	261/-19		Jesper Parnevik	261	LaCantera GC (Resort)	San Antonio, TX	70/6,881
2006	Eric Axley	265/-15		Anthony Kim Justin Rose Dean Wilson	268	LaCantera GC (Resort)	San Antonio, TX	70/6,881
2005	Robert Gamez	262/-18		Olin Browne	265	LaCantera GC (Resort)	San Antonio, TX	70/6,881
2004	Bart Bryant	261/-19		Patrick Sheehan	264	LaCantera GC (Resort)	San Antonio, TX	70/6,881
2003	Tommy Armour III	254/-26		Loren Roberts Bob Tway	261	LaCantera GC (Resort)	San Antonio, TX	70/6,881
2002	Loren Roberts	261/-19		Fred Couples Fred Funk Garrett Willis	264	LaCantera GC (Resort)	San Antonio, TX	70/6,881
Texas Open at LaCantera								
2001	Justin Leonard	266/-18		J.J. Henry Matt Kuchar	268	LaCantera GC (Resort)	San Antonio, TX	71/6,928
Westin Texas Open at LaCantera								
2000	Justin Leonard	261/-19		Mark Wiebe	266	LaCantera GC (Resort)	San Antonio, TX	70/6,905
Westin Texas Open								
1999	Duffy Waldorf*	270/-18		Ted Tryba	270	LaCantera GC (Resort)	San Antonio, TX	72/7,001
1998	Hal Sutton	270/-18		Jay Haas Justin Leonard	271	LaCantera GC (Resort)	San Antonio, TX	72/7,001
LaCantera Texas Open								
1997	Tim Herron	271/-17		Rick Fehr Brent Geiberger	273	LaCantera GC (Resort)	San Antonio, TX	72/7,001
1996	David Ogrin	275/-13		Jay Haas	276	LaCantera GC (Resort)	San Antonio, TX	72/7,001
1995	Duffy Waldorf	268/-20		Justin Leonard	274	LaCantera GC (Resort)	San Antonio, TX	72/6,899
Texas Open								
1994	Bob Estes	265/-19		Gil Morgan	266	Oak Hills CC	San Antonio, TX	71/6,650
H.E.B. Texas Open								
1993	Jay Haas*	263/-21		Bob Lohr	263	Oak Hills CC	San Antonio, TX	71/6,650
1992	Nick Price*	263/-21		Steve Elkington	263	Oak Hills CC	San Antonio, TX	71/6,650
1991	Blaine McCallister*	269/-11		Gary Hallberg	269	Oak Hills CC	San Antonio, TX	70/6,576
1990	Mark O'Meara	261/-19		Gary Hallberg	262	Oak Hills CC	San Antonio, TX	70/6,576
Texas Open								
1989	Donnie Hammond	258/-22		Paul Azinger	265	Oak Hills CC	San Antonio, TX	70/6,577
1988	Corey Pavin	259/-21		Robert Wrenn	267	Oak Hills CC	San Antonio, TX	70/6,576
Vantage Championship								
1986	Ben Crenshaw	196/-14		Payne Stewart	197	Oak Hills CC	San Antonio, TX	70/6,576
Texas Open								
1985	John Mahaffey*	268/-12		Jodie Mudd	268	Oak Hills CC	San Antonio, TX	70/6,576
1984	Calvin Peete	266/-14		Bruce Lietzke	269	Oak Hills CC	San Antonio, TX	70/6,576
1983	Jim Colbert	261/-19		Mark Pfeil	266	Oak Hills CC	San Antonio, TX	70/6,576
1982	Jay Haas	262/-18		Curtis Strange	265	Oak Hills CC	San Antonio, TX	70/6,576

Continued on next page

Year	Winner *-Playoff	Score	FedExCup Points	Runners Up	Score	Course	Location	Par Yardage
1981	Bill Rogers*	266/-14		Ben Crenshaw	266	Oak Hills CC	San Antonio, TX	70/6,576
San Antonio Texas Open								
1980	Lee Trevino	265/-15		Terry Diehl	266	Oak Hills CC	San Antonio, TX	70/6,576
1979	Lou Graham	268		Eddie Pearce	269	Oak Hills CC	San Antonio, TX	70/6,576
				Bill Rogers				
				Doug Tewell				
1978	Ron Streck	265		Hubert Green	266	Oak Hills CC	San Antonio, TX	70/6,576
				Lon Hinkle				
1977	Hale Irwin	266		Miller Barber	268	Oak Hills CC	San Antonio, TX	70/6,576
1976	Butch Baird*	273		Miller Barber	273	Woodlake GC	San Antonio, TX	72/7,143
1975	Don January*	275		Larry Hinson	275	Woodlake GC	San Antonio, TX	72/7,143
1974	Terry Diehl	269		Mike Hill	270	Woodlake GC	San Antonio, TX	72/7,143
1973	Ben Crenshaw	270		Orville Moody	272	Woodlake GC	San Antonio, TX	72/7,143
1972	Mike Hill	273		Lee Trevino	275	Woodlake GC	San Antonio, TX	72/7,143
San Antonio Open Invitational								
1970	Ron Cerrudo	273		Dick Lotz	278	Pecan Valley CC	San Antonio, TX	71/7,183
Texas Open Invitational								
1969	Deane Beman*	274		Jack McGowan	274	Pecan Valley CC	San Antonio, TX	71/7,183
1967	Chi Chi Rodriguez	277		Bob Charles	278	Pecan Valley CC	San Antonio, TX	71/7,183
				Bob Goalby				
1966	Harold Henning	272		Wes Ellis	275	Oak Hills CC	San Antonio, TX	70/6,576
				Gene Littler				
				Ken Still				
1965	Frank Beard	270		Gardner Dickinson	273	Oak Hills CC	San Antonio, TX	70/6,576
1964	Bruce Crampton	273		Bob Charles	274	Oak Hills CC	San Antonio, TX	70/6,576
				Chi Chi Rodriguez				
1963	Phil Rodgers	268		Johnny Pott	270	Oak Hills CC	San Antonio, TX	70/6,576
1962	Arnold Palmer	273		Joe Campbell	274	Oak Hills CC	San Antonio, TX	70/6,576
				Gene Littler				
				Mason Rudolph				
				Doug Sanders				
1961	Arnold Palmer	270		Al Balding	271	Oak Hills CC	San Antonio, TX	70/6,576
1960	Arnold Palmer	276		Doug Ford	278	Fort Sam Houston	San Antonio, TX	72/6,566
				Frank Stranahan				
1959	Wes Ellis	276		Bill Johnston	278	Brackenridge Park GC	San Antonio, TX	71/6,185
				Tom Nieporte				
1958	Bill Johnston	274		Bob Rosburg	277	Brackenridge Park GC	San Antonio, TX	71/6,185
1957	Jay Hebert	271		Ed Furgol	272	Brackenridge Park GC	San Antonio, TX	71/6,185
1956	Gene Littler	276		Mike Fetchick	278	Fort Sam Houston	San Antonio, TX	72/6,566
				Frank Stranahan				
				Ernie Vossler				
Texas Open								
1955	Mike Souchak	257		Fred Haas	264	Brackenridge Park GC	San Antonio, TX	71/6,185
1954	Chandler Harper	259		Johnny Palmer	261	Brackenridge Park GC	San Antonio, TX	71/6,185
1953	Tony Holguin	264		Doug Ford	265	Brackenridge Park GC	San Antonio, TX	71/6,185
1952	Jack Burke, Jr.	260		Doug Ford	266	Brackenridge Park GC	San Antonio, TX	71/6,185
1951	E. J. Harrison*	265		Doug Ford	265	Brackenridge Park GC	San Antonio, TX	71/6,185
				Fort Sam Houston		San Antonio, TX	72/6,566	
1950	Sam Snead	265		Jimmy Demaret	266	Brackenridge Park GC	San Antonio, TX	71/6,185
				Fort Sam Houston		San Antonio, TX	72/6,566	
1949	Dave Douglas	268		Sam Snead	269	Willow Springs GC	San Antonio, TX	72/6,930
1948	Sam Snead	264		Jimmy Demaret	266	Willow Springs GC	San Antonio, TX	72/6,930
San Antonio Texas Open								
1947	Ed Oliver	265		Jimmy Demaret	266	Willow Springs GC	San Antonio, TX	72/6,930
1946	Ben Hogan	264		Sam Byrd	270	Willow Springs GC	San Antonio, TX	72/6,930
Texas Open								
1945	Sam Byrd	268		Byron Nelson	269	Willow Springs GC	San Antonio, TX	72/6,930
1944	Johnny Revolta	273		Harold McSpaden	274	Willow Springs GC	San Antonio, TX	72/6,930
				Byron Nelson				
1942	Chick Harbert*	272		Ben Hogan	272	Willow Springs GC	San Antonio, TX	72/6,930
1941	Lawson Little	273		Ben Hogan	276	Willow Springs GC	San Antonio, TX	72/6,930
1940	Byron Nelson*	271		Ben Hogan	271	Brackenridge Park GC	San Antonio, TX	71/6,185
1939	E. J. Harrison	271		Sam Byrd	273	Brackenridge Park GC	San Antonio, TX	71/6,185
1934	Wiffy Cox	283		Byron Nelson	284	Brackenridge Park GC	San Antonio, TX	71/6,185
				Craig Wood				
1932	Clarence Clark	287		Gus Moreland	288	Brackenridge Park GC	San Antonio, TX	71/6,185
				Gene Sarazen				
1931	Abe Espinosa	281		Harry Cooper	283	Brackenridge Park GC	San Antonio, TX	71/6,185
				Joe Turnesa				
				Frank Walsh				
1930	Denny Shute	277		Ed Dudley	280	Brackenridge Park GC	San Antonio, TX	71/6,185

Continued on next page

Year	Winner *-Playoff	Score	FedExCup Points	Runners Up	Score	Course	Location	Par Yardage
				Al Espinosa				
				Neil Mc Intyre				
1929	Bill Mehlhorn	277		Horton Smith	281	Brackenridge Park GC	San Antonio, TX	71/6,185
1928	Bill Mehlhorn	297		Harry Cooper	298	Willow Springs GC	San Antonio, TX	72/6,930
1927	Bobby Cruickshank	292		Larry Nabholtz	295	Willow Springs GC	San Antonio, TX	72/6,930
1926	MacDonald Smith	288		Bobby Cruickshank	289	Brackenridge Park GC	San Antonio, TX	71/6,185
1925	Joe Turnesa	284		MacDonald Smith	285	Brackenridge Park GC	San Antonio, TX	71/6,185
1924	Joe Kirkwood, Sr.	279		George Kerrigan	286	Brackenridge Park GC	San Antonio, TX	71/6,185
				James Ockenden				
1923	Walter Hagen*	279		Bill Mehlhorn	279	Brackenridge Park GC	San Antonio, TX	71/6,185
1922	Robert MacDonald	281		Cyril Walker	282	Brackenridge Park GC	San Antonio, TX	71/6,185

The Heritage



Winner: Brandt Snedeker
 FedExCup Points: 500.00
 \$1,026,000.00
 69-67-72-64 272 (-12)

Hilton Head, SC
 April 21-24

FedExCup Points: 3,513

Purse: \$5,700,000

Course: Harbour Town Golf Links | 36-35-71/ 6,973

Round 1	Round 2	Round 3
Garrett Willis - 64 (-7)	Luke Donald - 132 (-10)	Luke Donald - 202 (-11)
Arjun Atwal - 65 (-6)	Garrett Willis - 133 (-9)	Jim Furyk - 203 (-10)
Matt Bettencourt - 65 (-6)	Chad Campbell - 134 (-8)	Brendon de Jonge - 204 (-9)
Chad Campbell - 65 (-6)	Jason Day - 134 (-8)	Scott Verplank - 204 (-9)
Tim Herron - 65 (-6)	Jim Furyk - 134 (-8)	Ricky Barnes - 205 (-8)
Brandt Snedeker - 69 (-2)	Camilo Villegas - 134 (-8)	Jason Day - 205 (-8)
	Brandt Snedeker - 136 (-6)	Tommy Gainey - 205 (-8)
		Brandt Snedeker - 208 (-5)

Cut: 73 players at even-par 142 from a field of 132 professionals.

Weather: Thursday: Mostly cloudy, with the chance of an afternoon thunderstorm. High of 77. Winds ESE at 10-15 mph, with gusts to 20 mph. Play was suspended due to a dangerous situation at 4:54 p.m. and resumed at 7:10 p.m. Play was then suspended due to darkness at 7:57 p.m., with 18 players yet to complete their rounds. Friday: Mostly cloudy, with light afternoon showers. High of 77. Winds ESE at 10-15 mph, with gusts to 20 mph. Saturday: Mostly sunny and warm. High of 81. Winds SE at 10-20 mph. Sunday: Mostly sunny and warm. High of 82. Winds S at 10-15 mph.

Tournament Record:

264 - Brian Gay (2009)

Current Course Record:

61 - Harbour Town Golf Links - David Frost (1994)

Brandt Snedeker tied **Stewart Cink** (2004) and **Brian Gay** (2009) for the lowest finish by a winner in tournament history (7-under 64), defeating **Luke Donald** on the third playoff hole (No. 18) with a par 4 to win The Heritage in 2011. It was his second PGA TOUR win (2007 Wyndham Championship) and first-ever playoff.

The playoff between **Brandt Snedeker** and **Luke Donald** was the 11th at The Heritage and the second consecutive (**Jim Furyk** defeated **Brian Davis**). The only other years with back-to-back playoffs at The Heritage was in 2003 (**Davis Love III**) and 2004 (**Stewart Cink**).

Brandt Snedeker was tied for 17th and six strokes behind **Luke Donald** entering the final round of the 2011 Heritage. With his playoff victory, Snedeker's comeback was the largest since **Stuart Appleby** recorded a seven-stroke comeback to win the 2010 Greenbrier Classic.

In winning The Heritage in 2011, **Brandt Snedeker** drained 12 of 35 putts (34.29 percent) outside 10 feet on the week. The field average for the week for putts longer than 10 feet was 16 percent (608 of 3801).

At the 2011 Heritage, **Tim Herron** (tied for fourth) recorded his first top-10 finish since the 2008 Justin Timberlake Shriners Hospitals Open for Children. Herron had collected at least one top 10 every season from 1996-2008 before his drought of 62 starts without a top 10.

Kevin Na recovered nicely from posting a score of 16 on a par 4 at the previous week's Valero Texas Open, tying for ninth at The Heritage.

Luke Donald, who has tied for second (2009), tied for third (2010) and finished

second (2011) in his last three starts at The Heritage, has lost both of his PGA TOUR playoffs. He also fell to **John Daly** at the 2004 Buick Invitational. A victory at the 2011 Heritage would have vaulted the England native to No. 1 in the Official World Golf Ranking.

Tommy Gainey finished third to nab the fourth top-10 finish of his career—and third of the season (fifth at The Honda Classic, tied for eighth at the Waste Management Phoenix Open). In 2008, he recorded a career-best, runner-up finish at the Children's Miracle Network Classic. The avid University of South Carolina Gamecock fan and Darlington, SC, native was hoping to become the first South Carolinian to win The Heritage.

Jim Furyk (tied for 21st) kept an 18-year streak alive at the 2011 Heritage, as no defending champion has missed the cut at Harbour Town since **Davis Love III** in 1993.

Jim Furyk was looking to become just the fourth player to repeat at The Heritage: **Payne Stewart** (1989-90), **Davis Love III** (1991-92) and **Boo Weekley** (2007-08).

In 2010, **Jim Furyk** was the 11th Heritage champion to shoot four rounds in the 60s and the 26th player overall. He entered the final round in 2011 as the only player with a chance to perform the feat again but ended his week with rounds of 68-66-69-76.

The 2011 Heritage marked the first time the event was not played the week after the Masters Tournament since 1982, when **Tom Watson** won two weeks prior to Augusta.

Tournament Results

Pos	Player	Score				Total	FedExCup Points	Earnings
		Rnd1	Rnd2	Rnd3	Rnd4			
1	Brandt Snedeker	69	67	72	64	272/-12	500.00	1,026,000.00
2	Luke Donald	67	65	70	70	272/-12	300.00	615,600.00
3	Tommy Gainey	71	67	67	68	273/-11	190.00	387,600.00
T4	Ricky Barnes	71	67	67	69	274/-10	122.50	250,800.00
T4	Tim Herron	65	71	71	67	274/-10	122.50	250,800.00

Continued on next page

Pos	Player	Score				Total	FedExCup Points	Earnings
		Rnd1	Rnd2	Rnd3	Rnd4			
T6	Ben Crane	69	66	71	70	276/-8	91.66	190,950.00
T6	Nick O'Hern	70	66	72	68	276/-8	91.66	190,950.00
T6	Pat Perez	71	67	68	70	276/-8	91.66	190,950.00
T9	Jason Day	69	65	71	72	277/-7	70.00	142,500.00
T9	Paul Goydos	72	67	70	68	277/-7	70.00	142,500.00
T9	Kevin Na	70	68	73	66	277/-7	70.00	142,500.00
T9	Scott Verplank	67	70	67	73	277/-7	70.00	142,500.00
T9	Garrett Willis	64	69	74	70	277/-7	70.00	142,500.00
T14	Aaron Baddeley	70	68	69	71	278/-6	54.00	91,200.00
T14	Chad Campbell	65	69	73	71	278/-6	54.00	91,200.00
T14	Chris Couch	68	68	70	72	278/-6	54.00	91,200.00
T14	Chris DiMarco	73	69	68	68	278/-6	54.00	91,200.00
T14	Jason Dufner	67	71	68	72	278/-6	54.00	91,200.00
T14	Spencer Levin	68	69	71	70	278/-6	54.00	91,200.00
T14	Webb Simpson	69	69	72	68	278/-6	54.00	91,200.00
T21	Michael Bradley	71	71	66	71	279/-5	46.00	52,060.00
T21	Brian Davis	68	74	68	69	279/-5	46.00	52,060.00
T21	Brendon de Jonge	67	71	66	75	279/-5	46.00	52,060.00
T21	Jim Furyk	68	66	69	76	279/-5	46.00	52,060.00
T21	Fredrik Jacobson	69	71	71	68	279/-5	46.00	52,060.00
T21	Bio Kim	71	69	74	65	279/-5	46.00	52,060.00
T21	Matt Kuchar	68	72	69	70	279/-5	46.00	52,060.00
T21	Brendan Steele	70	68	72	69	279/-5	46.00	52,060.00
T21	Mark Wilson	66	70	71	72	279/-5	46.00	52,060.00
T30	Stewart Cink	72	68	73	67	280/-4	38.50	34,627.50
T30	Bill Haas	70	70	69	71	280/-4	38.50	34,627.50
T30	J.P. Hayes	70	67	72	71	280/-4	38.50	34,627.50
T30	Ryuji Imada	70	71	69	70	280/-4	38.50	34,627.50
T30	Billy Mayfair	70	68	73	69	280/-4	38.50	34,627.50
T30	Carl Pettersson	71	69	69	71	280/-4	38.50	34,627.50
T36	Stephen Ames	72	68	69	72	281/-3	30.50	23,968.50
T36	Jason Bohn	73	69	72	67	281/-3	30.50	23,968.50
T36	Ben Curtis	71	71	71	68	281/-3	30.50	23,968.50
T36	Robert Garrigus	68	70	76	67	281/-3	30.50	23,968.50
T36	Brian Gay	66	73	70	72	281/-3	30.50	23,968.50
T36	Jerry Kelly	68	71	73	69	281/-3	30.50	23,968.50
T36	Jeff Klauk	69	71	68	73	281/-3	30.50	23,968.50
T36	Ian Poulter	69	66	75	71	281/-3	30.50	23,968.50
T36	Kevin Streelman	73	69	67	72	281/-3	30.50	23,968.50
T36	Camilo Villegas	66	68	74	73	281/-3	30.50	23,968.50
T46	Blake Adams	67	71	71	73	282/-2	22.50	15,504.00
T46	Alex Cejka	69	73	70	70	282/-2	22.50	15,504.00
T46	David Hearn	72	70	69	71	282/-2	22.50	15,504.00
T46	Tim Petrovic	68	72	69	73	282/-2	22.50	15,504.00
T46	D.J. Trahan	69	67	73	73	282/-2	22.50	15,504.00
T46	Boo Weekley	69	70	70	73	282/-2	22.50	15,504.00
T52	Nathan Green	69	69	74	71	283/-1	17.50	13,366.50
T52	Trevor Immelman	69	71	71	72	283/-1	17.50	13,366.50
T52	Troy Merritt	71	70	73	69	283/-1	17.50	13,366.50
T52	Chris Riley	67	71	73	72	283/-1	17.50	13,366.50
T56	Greg Chalmers	74	65	71	74	284/E	13.00	12,768.00
T56	James Driscoll	70	70	71	73	284/E	13.00	12,768.00
T56	Steve Flesch	72	70	69	73	284/E	13.00	12,768.00
T56	Ben Martin	67	72	71	74	284/E	13.00	12,768.00
T56	Josh Teater	68	74	71	71	284/E	13.00	12,768.00
T61	Chad Collins	71	70	75	69	285/1	9.00	12,312.00
T61	Graeme McDowell	68	69	74	74	285/1	9.00	12,312.00
T61	Heath Slocum	71	68	73	73	285/1	9.00	12,312.00
T64	Matt Bettencourt	65	73	70	78	286/2	6.50	12,027.00
T64	Daniel Summerhays	73	66	73	74	286/2	6.50	12,027.00
T66	Arjun Atwal	65	73	72	77	287/3	4.00	11,742.00
T66	Steve Elkington	68	72	74	73	287/3	4.00	11,742.00
T66	Lee Janzen	70	71	74	72	287/3	4.00	11,742.00
T69	Kris Blanks	71	69	74	74	288/4	1.50	11,457.00
T69	Will MacKenzie	71	69	77	71	288/4	1.50	11,457.00
T71	John Daly	70	72	74	74	290/6	.97	11,229.00
T71	Kent Jones	73	68	76	73	290/6	.97	11,229.00
73	Charlie Wi	72	70	73	77	292/8	.94	11,058.00

The following players failed to complete the tournament: **CUT** – Jonathan Byrd, Joe Durant, Hunter Haas, Justin Hicks, Chris Kirk, Kevin Kisner, Michael Sim, Kevin Stadler, Chris Stroud, Bo Van Pelt, Johnson Wagner, Steven Bowditch, Brad Faxon, Fabian Gomez, Jarrod Lyle, Bryce Molder, Marc Turnesa, Lucas Glover, Charles Howell III, Zach Johnson, Marc Leishman, Steve Marino, William McGirt, Michael Putnam, Scott Stallings, Charles Warren, Keegan Bradley, Glen Day,

Richard S Johnson, Bill Lunde, Zack Miller, Francesco Molinari, Cameron Tringale, Dean Wilson, Stuart Appleby, Cameron Beckman, Chris Epperson, Rickie Fowler, Justin Leonard, Sean O'Hair, Tag Ridings, Kyle Stanley, Henrik Stenson, Fred Funk, Derek Lamely, Sam Saunders, Mark Anderson, Davis Love III, Mike Weir, Bobby Gates, Shaun Micheel, Michael Thompson, Jeff Maggert, Ernie Els, Peter Hanson, Jeff Peck, Roland Thatcher ; **W/D** – Jesper Parnevik, Rocco Mediate ;

Tournament History

Year	Winner *-Playoff	Score	FedExCup Points	Runners Up	Score	Course	Location	Par Yardage
The Heritage								
2011	Brandt Snedeker*	272/-12	500.00	Luke Donald	272	Harbour Town Golf Links	Hilton Head, SC	71/6,973
Verizon Heritage								
2010	Jim Furyk*	271/-13	500.00	Brian Davis	271	Harbour Town Golf Links	Hilton Head, SC	71/6,973
2009	Brian Gay	264/-20	500.00	Briny Baird	274	Harbour Town Golf Links	Hilton Head, SC	71/6,973
2008	Boo Weekley	269/-15	4, 500	Luke Donald Aaron Baddeley Anthony Kim	272	Harbour Town Golf Links	Hilton Head, SC	71/6,973
2007	Boo Weekley	270/-14	4, 500	Ernie Els	271	Harbour Town Golf Links	Hilton Head, SC	71/6,973
2006	Aaron Baddeley	269/-15		Jim Furyk	270	Harbour Town Golf Links	Hilton Head, SC	71/6,973
MCI Heritage								
2005	Peter Lonard	277/- 7		Billy Andrade Darren Clarke Jim Furyk Davis Love III	279	Harbour Town Golf Links	Hilton Head, SC	71/6,973
2004	Stewart Cink*	274/-10		Ted Purdy	274	Harbour Town Golf Links	Hilton Head, SC	71/6,973
2003	Davis Love III*	271/-13		Woody Austin	271	Harbour Town Golf Links	Hilton Head, SC	71/6,973
WORLD COM CLASSIC-The Heritage of Golf								
2002	Justin Leonard	270/-14		Heath Slocum	271	Harbour Town Golf Links	Hilton Head, SC	71/6,973
2001	Jose Coceres*	273/-11		Billy Mayfair	273	Harbour Town Golf Links	Hilton Head, SC	71/6,973
MCI Classic								
2000	Stewart Cink	270/-14		Tom Lehman	272	Harbour Town Golf Links	Hilton Head, SC	71/6,912
1999	Glen Day*	274/-10		Jeff Sluman Payne Stewart	274	Harbour Town Golf Links	Hilton Head, SC	71/6,916
1998	Davis Love III	266/-18		Glen Day	273	Harbour Town Golf Links	Hilton Head, SC	71/6,916
1997	Nick Price	269/-15		Brad Faxon Jesper Parnevik	275	Harbour Town Golf Links	Hilton Head, SC	71/6,916
1996	Loren Roberts	265/-19		Mark O'Meara	268	Harbour Town Golf Links	Hilton Head, SC	71/6,912
1995	Bob Tway*	275/- 9		David Frost Nolan Henke	275	Harbour Town Golf Links	Hilton Head, SC	71/6,657
MCI Heritage Golf Classic								
1994	Hale Irwin	266/-18		Greg Norman	268	Harbour Town Golf Links	Hilton Head, SC	71/6,657
1993	David Edwards	273/-11		David Frost	275	Harbour Town Golf Links	Hilton Head, SC	71/6,657
1992	Davis Love III	269/-15		Chip Beck	273	Harbour Town Golf Links	Hilton Head, SC	71/6,657
1991	Davis Love III	271/-13		Ian Baker-Finch	273	Harbour Town Golf Links	Hilton Head, SC	71/6,657
1990	Payne Stewart*	276/- 8		Steve Jones Larry Mize	276	Harbour Town Golf Links	Hilton Head, SC	71/6,657
1989	Payne Stewart	268/-16		Kenny Perry	273	Harbour Town Golf Links	Hilton Head, SC	71/6,657
1988	Greg Norman	271/-13		David Frost Gil Morgan	272	Harbour Town Golf Links	Hilton Head, SC	71/6,657
1987	Davis Love III	271/-13		Steve Jones	272	Harbour Town Golf Links	Hilton Head, SC	71/6,657
Sea Pines Heritage								
1986	Fuzzy Zoeller	276/- 8		Chip Beck Roger Maltbie Greg Norman	277	Harbour Town Golf Links	Hilton Head, SC	71/6,657
1985	Bernhard Langer*	273/-11		Bobby Wadkins	273	Harbour Town Golf Links	Hilton Head, SC	71/6,657
1984	Nick Faldo	270/-14		Tom Kite	271	Harbour Town Golf Links	Hilton Head, SC	71/6,657
1983	Fuzzy Zoeller	275/- 9		Jim Nelford	277	Harbour Town Golf Links	Hilton Head, SC	71/6,657
1982	Tom Watson*	280/- 4		Frank Conner	280	Harbour Town Golf Links	Hilton Head, SC	71/6,657
1981	Bill Rogers	278/- 6		Bruce Devlin Hale Irwin Gil Morgan Craig Stadler	279	Harbour Town Golf Links	Hilton Head, SC	71/6,657
1980	Doug Tewell*	280/- 4		Jerry Pate	280	Harbour Town Golf Links	Hilton Head, SC	71/6,657
Sea Pines Heritage Classic								
1979	Tom Watson	270		Ed Sneed	275	Harbour Town Golf Links	Hilton Head, SC	71/6,657
Heritage Classic								
1978	Hubert Green	277		Hale Irwin	280	Harbour Town Golf Links	Hilton Head, SC	71/6,657
1977	Graham Marsh	273		Tom Watson	274	Harbour Town Golf Links	Hilton Head, SC	71/6,657
Sea Pines Heritage Classic								
1976	Hubert Green	274		Jerry McGee	279	Harbour Town Golf Links	Hilton Head, SC	71/6,657
1975	Jack Nicklaus	271		Tom Weiskopf	274	Harbour Town Golf Links	Hilton Head, SC	71/6,657

Continued on next page

Year	Winner *-Playoff	Score	FedExCup Points	Runners Up	Score	Course	Location	Par Yardage
1974	Johnny Miller	276		Gibby Gilbert	279	Harbour Town Golf Links	Hilton Head, SC	71/6,657
1973	Hale Irwin	272		Jerry Heard Grier Jones	277	Harbour Town Golf Links	Hilton Head, SC	71/6,657
1972	Johnny Miller	281		Tom Weiskopf	282	Harbour Town Golf Links	Hilton Head, SC	71/6,657
1971	Hale Irwin	279		Bob Lunn	280	Harbour Town Golf Links	Hilton Head, SC	71/6,657
Heritage Golf Classic								
1970	Bob Goalby	280		Lanny Wadkins	284	Harbour Town Golf Links	Hilton Head, SC	71/6,657
1969	Arnold Palmer	283		Richard Crawford Bert Yancey	286	Harbour Town Golf Links	Hilton Head, SC	71/6,657



Zurich Classic of New Orleans



Winner: Bubba Watson
 FedExCup Points: 500.00
 \$1,152,000.00
 66-68-70-69 273 (-15)

Avondale, LA
 April 28-May 01

FedExCup Points: 3,513

Purse: \$6,400,000

Course: TPC Louisiana | 36-36-72/ 7,399

Round 1	Round 2	Round 3
Matt Jones - 66 (-6)	Bubba Watson - 134 (-10)	Webb Simpson - 204 (-12)
Bubba Watson - 66 (-6)	Josh Teater - 135 (-9)	Bubba Watson - 204 (-12)
Joe Durant - 67 (-5)	John Rollins - 136 (-8)	John Rollins - 205 (-11)
David Duval - 67 (-5)	Jason Dufner - 137 (-7)	K.J. Choi - 206 (-10)
Tommy Gainey - 67 (-5)	Matt Jones - 137 (-7)	Tommy Gainey - 206 (-10)
Nick O'Hern - 67 (-5)	John Senden - 137 (-7)	Charles Howell III - 206 (-10)
Carl Pettersson - 67 (-5)	Webb Simpson - 137 (-7)	Matt Jones - 206 (-10)
John Rollins - 67 (-5)	Dean Wilson - 137 (-7)	George McNeill - 206 (-10)
		Steve Stricker - 206 (-10)

Cut: 71 players at 1-under 143 from a field of 143 professionals and one amateur.

Weather: Thursday: Sunny with an afternoon high of 83. Winds SSE at 15-20 mph, with gusts to 30 mph. Friday: Sunny and breezy, with an afternoon high of 84. Winds N at 15-25 mph, gusting to 30 mph. Saturday: Sunny, with an afternoon high of 82. SE winds at 8-15 mph. Sunday: Sunny and warm, with an afternoon high of 87. Winds SSE at 8-15 mph.

Tournament Record:

262 - Chip Beck (1988)

Current Course Record:

64 - TPC Louisiana - Dean Wilson (2011), Troy Matteson (2009), Kyle Reifers (2007)

Tournament Course Record:

61 - Paul Stankowski (2001) - English Turn G&CC

Bubba Watson two-putted the second playoff hole for birdie and defeated **Webb Simpson** to earn his third career PGA TOUR title at the 2011 Zurich Classic of New Orleans. Watson and Simpson, 54-hole co-leaders, both carded 3-under 69s in the final round at TPC Louisiana to finish at 15-under 273. Both players made birdie putts on the first extra hole, the par-5 18th, which played to 568 yards.

Bubba Watson ended **Mark Wilson's** 12-week run at the top of the FedExCup standings with his second victory of the year at the 2011 Zurich Classic of New Orleans. With 1,339 points, Watson led **Luke Donald** by 120 points through 19 Regular Season events.

With his win at the 2011 Zurich Classic of New Orleans, **Bubba Watson** became the fourth left-handed player in PGA TOUR history to win twice in the same season. The others are **Bob Charles**/1963; **Phil Mickelson**/13 times/most recent 2009; **Mike Weir**/2003.

En route to his victory at the 2011 Zurich Classic of New Orleans, **Bubba Watson** tied for first in Greens in Regulation (80.56 percent) and was first in Driving Distance (331.4 yards).

The 2011 playoff at the Zurich Classic of New Orleans between **Bubba Watson** and **Webb Simpson** was the 11th in tournament history, the last coming in 2005 when **Tim Petrovic** defeated **James Driscoll** and **Chris DiMarco**.

During the final round of the 2011 Zurich Classic of New Orleans, officials assessed **Webb Simpson** a one-stroke penalty on the 15th green in the final round. Simpson had missed his birdie putt of 40 feet, 4 inches and walked up to tap in his par putt from 1 foot. After he took his stance and grounded his putter, he started his stroke when the ball moved, a violation of Rule 18-2b. After consulting with Rules Official Gary Young, Simpson was required to replace the ball in its original position and add one stroke to his score. Simpson was at 16-under par at the time and leading **Bubba Watson** by one shot. The penalty resulted in a bogey-5 and dropped him into a tie with Watson at 15-under.

Luke Donald's tie for eighth at the 2011 Zurich Classic of New Orleans was his sixth consecutive top-10 performance of the year after missing the cut in his initial TOUR start of the season at the Northern Trust Open.

The 2010 Zurich Classic of New Orleans champion **Jason Bohn** tied for 67th in defense of his title.

Tournament Results

Pos	Player	Score					FedExCup Points	Earnings
		Rnd1	Rnd2	Rnd3	Rnd4	Total		
1	Bubba Watson	66	68	70	69	273/-15	500.00	1,152,000.00
2	Webb Simpson	68	69	67	69	273/-15	300.00	691,200.00
T3	K.J. Choi	68	71	67	69	275/-13	145.00	332,800.00
T3	Jason Dufner	68	69	72	66	275/-13	145.00	332,800.00
T3	Tommy Gainey	67	71	68	69	275/-13	145.00	332,800.00
T6	Matt Jones	66	71	69	70	276/-12	95.00	222,400.00
T6	George McNeill	71	70	65	70	276/-12	95.00	222,400.00
T8	Greg Chalmers	72	69	67	70	278/-10	75.00	172,800.00

Continued on next page

Pos	Player	Score				Total	FedExCup Points	Earnings
		Rnd1	Rnd2	Rnd3	Rnd4			
T8	Luke Donald	68	71	70	69	278/-10	75.00	172,800.00
T8	David Mathis	70	68	72	68	278/-10	75.00	172,800.00
T8	Billy Mayfair	69	70	72	67	278/-10	75.00	172,800.00
T8	Andres Romero	72	71	67	68	278/-10	75.00	172,800.00
T13	John Senden	70	67	71	71	279/-9	57.66	123,733.34
T13	Charles Howell III	68	72	66	73	279/-9	57.66	123,733.33
T13	Steve Stricker	70	68	68	73	279/-9	57.66	123,733.33
T16	Josh Teater	69	66	74	71	280/-8	54.50	105,600.00
T16	Charlie Wi	70	70	71	69	280/-8	54.50	105,600.00
T18	David Toms	70	71	67	73	281/-7	52.50	92,800.00
T18	Cameron Tringale	72	67	72	70	281/-7	52.50	92,800.00
T20	Ben Crane	69	73	71	69	282/-6	48.50	69,333.34
T20	Brandt Jobe	71	71	69	71	282/-6	48.50	69,333.34
T20	Joe Durant	67	72	68	75	282/-6	48.50	69,333.33
T20	Hunter Haas	69	71	70	72	282/-6	48.50	69,333.33
T20	Nick O'Hern	67	72	70	73	282/-6	48.50	69,333.33
T20	Nick Watney	71	68	71	72	282/-6	48.50	69,333.33
T26	Keegan Bradley	73	70	72	68	283/-5	38.50	39,268.58
T26	Chris DiMarco	72	68	75	68	283/-5	38.50	39,268.58
T26	Blake Adams	73	68	72	70	283/-5	38.50	39,268.57
T26	Brendon de Jonge	72	69	70	72	283/-5	38.50	39,268.57
T26	Rickie Fowler	70	72	68	73	283/-5	38.50	39,268.57
T26	Billy Horschel	72	70	71	70	283/-5	38.50	39,268.57
T26	John Merrick	73	69	70	71	283/-5	38.50	39,268.57
T26	Aron Price	72	69	72	70	283/-5	38.50	39,268.57
T26	Tag Ridings	72	71	71	69	283/-5	38.50	39,268.57
T26	John Rollins	67	69	69	78	283/-5	38.50	39,268.57
T26	Chris Stroud	73	70	69	71	283/-5	38.50	39,268.57
T26	Vaughn Taylor	70	73	71	69	283/-5	38.50	39,268.57
T26	Peter Tomasulo	71	70	73	69	283/-5	38.50	39,268.57
T26	Dean Wilson	73	64	71	75	283/-5	38.50	39,268.57
T40	Robert Allenby	72	70	70	72	284/-4	28.50	24,320.00
T40	Shane Bertsch	74	69	71	70	284/-4	28.50	24,320.00
T40	Charley Hoffman	69	74	69	72	284/-4	28.50	24,320.00
T40	Troy Matteson	71	72	71	70	284/-4	28.50	24,320.00
T40	Carl Pettersson	67	75	72	70	284/-4	28.50	24,320.00
T40	Marc Turnesa	70	73	70	71	284/-4	28.50	24,320.00
T46	Michael Bradley	74	69	72	70	285/-3	23.00	17,740.80
T46	Fabian Gomez	71	71	66	77	285/-3	23.00	17,740.80
T46	David Hearn	71	68	70	76	285/-3	23.00	17,740.80
T46	Ryan Palmer	70	73	70	72	285/-3	23.00	17,740.80
T46	Camilo Villegas	71	68	72	74	285/-3	23.00	17,740.80
T51	Chris Couch	71	69	73	73	286/-2	18.00	15,155.20
T51	Brian Gay	71	71	73	71	286/-2	18.00	15,155.20
T51	Tim Herron	72	71	71	72	286/-2	18.00	15,155.20
T51	Lee Janzen	71	71	77	67	286/-2	18.00	15,155.20
T51	Alexandre Rocha	70	73	71	72	286/-2	18.00	15,155.20
T56	Brian Davis	71	70	73	73	287/-1	14.00	14,464.00
T56	Colt Knost	72	70	73	72	287/-1	14.00	14,464.00
T56	D.A. Points	70	71	74	72	287/-1	14.00	14,464.00
T59	Matt Bettencourt	68	71	73	76	288/E	11.00	14,080.00
T59	Scott Gutschewski	73	69	74	72	288/E	11.00	14,080.00
T59	Jeff Maggert	72	69	71	76	288/E	11.00	14,080.00
T62	Steve Flesch	73	70	70	76	289/1	8.00	13,696.00
T62	Nate Smith	75	67	74	73	289/1	8.00	13,696.00
T62	Kevin Streelman	72	70	76	71	289/1	8.00	13,696.00
T65	Joseph Bramlett	69	72	77	72	290/2	5.50	13,376.00
T65	Vijay Singh	74	68	70	78	290/2	5.50	13,376.00
T67	Jason Bohn	71	71	77	73	292/4	3.50	13,120.00
T67	Richard S Johnson	72	71	71	78	292/4	3.50	13,120.00
69	Jeff Overton	73	70	73	77	293/5	2.00	12,928.00
70	Chez Reavie	71	71	79	78	299/11	1.00	12,800.00
71	Martin Piller	70	73	80	81	304/16	.98	12,672.00

The following players failed to complete the tournament: **CUT** – Steven Bowditch, Michael Connell, Bob Estes, Peter Hanson, Jeff Klauk, John Mallinger, Troy Merritt, Joe Ogilvie, Pat Perez, Jim Renner, Sam Saunders, Scott Stallings, Michael Allen, Kris Blanks, Bobby Gates, Will MacKenzie, Tim Petrovic, Chris Tidland, D.J. Trahan, Chad Collins, David Duval, Scott Gordon, Nathan Green, Sunghoon Kang, Alex Prugh, Michael Sim, Brandt Snedeker, Woody Austin, D.J. Brigman, James Driscoll, Brad Faxon, Harrison Frazar, Fred Funk, J.J. Henry, Bio Kim, Jarrod Lyle, Scott McCarron, William McGirt, Cameron Percy, Phil Schmitt, Kyle Stanley, Stephen Ames, Matt Every, Justin Hicks, Ryuji Imada, Justin Leonard, Graeme McDowell, Scott Piercy, Michael Putnam, Kevin Sutherland, Boo Weekley, Steve Elkington, Jim Herman, Jerry Kelly, Spencer Levin, Tom Pernice Jr., Rory Sabbatini, Will Strickler, Michael Thompson, Jim Carter, Kevin Chappell, Bryce Molder, Rod Pampling, Paul Stankowski, Daniel Summerhays, John Daly, Justin Rose, Andres Gonzales, Chris Riley, Kevin Kisner, Ben Martin, Sean O'Hair, David Bradshaw, Duffy Waldorf, Rich Beem, Matt McQuillan, Kevin Stadler, Carl Paulson, Zack Miller, Andrew Loupe, Chris Baryla ; **W/D** – Shaun Micheel, Briny Baird,

Tournament History

Year	Winner *-Playoff	Score	FedExCup Points	Runners Up	Score	Course	Location	Par Yardage
Zurich Classic of New Orleans								
2011	Bubba Watson*	273/-15	500.00	Webb Simpson	273	TPC Louisiana	Avondale, LA	72/7,399
2010	Jason Bohn	270/-18	500.00	Jeff Overton	272	TPC Louisiana	Avondale, LA	72/7,399
2009	Jerry Kelly	274/-14	500.00	Charles Howell III Rory Sabbatini Charlie Wi	275	TPC Louisiana	Avondale, LA	72/7,399
2008	Andres Romero	275/-13	4, 500	Peter Lonard	276	TPC Louisiana	Avondale, LA	72/7,341
2007	Nick Watney	273/-15	4, 500	Ken Duke	276	TPC Louisiana	Avondale, LA	72/7,341
2006	Chris Couch	269/-19		Fred Funk Charles Howell III James Driscoll	270	English Turn G&CC	New Orleans, LA	72/7,078
2005	Tim Petrovic*	275/-13			275	TPC Louisiana	Avondale, LA	72/7,520
HP Classic of New Orleans								
2004	Vijay Singh	266/-22		Phil Mickelson Joe Ogilvie Bob Estes	267	English Turn G&CC	New Orleans, LA	72/7,078
2003	Steve Flesch*	267/-21			267	English Turn G&CC	New Orleans, LA	72/7,116
Compaq Classic of New Orleans								
2002	K.J. Choi	271/-17		Dudley Hart Geoff Ogilvy Phil Mickelson	275	English Turn G&CC	New Orleans, LA	72/7,116
2001	David Toms	266/-22			268	English Turn G&CC	New Orleans, LA	72/7,116
COMPAQ Classic of New Orleans								
2000	Carlos Franco*	270/-18		Blaine McCallister	270	English Turn G&CC	New Orleans, LA	72/7,116
1999	Carlos Franco	269/-19		Steve Flesch Harrison Frazar	271	English Turn G&CC	New Orleans, LA	72/7,116
Freeport-McDermott Classic								
1998	Lee Westwood	273/-15		Steve Flesch	276	English Turn G&CC	New Orleans, LA	72/7,116
1997	Brad Faxon	272/-16		Bill Glasson Jesper Parnevik Tom Watson	275	English Turn G&CC	New Orleans, LA	72/7,116
1996	Scott McCarron	275/-13			280	English Turn G&CC	New Orleans, LA	72/7,116
Freeport-McMoRan Classic								
1995	Davis Love III*	274/-14		Mike Heinen	274	English Turn G&CC	New Orleans, LA	72/7,116
1994	Ben Crenshaw	273/-15		Jose Maria Olazabal	276	English Turn G&CC	New Orleans, LA	72/7,116
Freeport-McMoRan Golf Classic								
1993	Mike Standly	281/- 7		Russ Cochran Payne Stewart Greg Norman Mike Standly	282	English Turn G&CC	New Orleans, LA	72/7,116
1992	Chip Beck	276/-12			277	English Turn G&CC	New Orleans, LA	72/7,116
USF&G Classic								
1991	Ian Woosnam*	275/-13		Jim Hallet	275	English Turn G&CC	New Orleans, LA	72/7,116
1990	David Frost	276/-12		Greg Norman	277	English Turn G&CC	New Orleans, LA	72/7,116
1989	Tim Simpson	274/-14		Greg Norman Hal Sutton Lanny Wadkins Curtis Strange Pat McGowan Peter Jacobsen John Mahaffey Larry Rinker David Edwards Jay Haas Vance Heafner Bob Shearer Tom Watson	276	English Turn G&CC	New Orleans, LA	72/7,116
1988	Chip Beck	262/-26			269	Lakewood CC	New Orleans, LA	72/7,080
1987	Ben Crenshaw	268/-20			271	Lakewood CC	New Orleans, LA	72/7,080
1986	Calvin Peete	269/-19			274	Lakewood CC	New Orleans, LA	72/7,080
1985	Seve Ballesteros	205/-11			207	Lakewood CC	New Orleans, LA	72/7,080
1984	Bob Eastwood	272/-16			275	Lakewood CC	New Orleans, LA	72/7,080
1983	Bill Rogers	274/-14			277	Lakewood CC	New Orleans, LA	72/7,080
1982	Scott Hoch	206/-10			208	Lakewood CC	New Orleans, LA	72/7,080
USF&G New Orleans Open								
1981	Tom Watson	270/-18		Bruce Fleisher	272	Lakewood CC	New Orleans, LA	72/7,080
Greater New Orleans Open								
1980	Tom Watson	273/-15		Lee Trevino	275	Lakewood CC	New Orleans, LA	72/7,080
First NBC New Orleans Open								
1979	Hubert Green	273		Frank Conner Bruce Lietzke Steve Melnyk Lee Trevino Gibby Gilbert Fuzzy Zoeller	274	Lakewood CC	New Orleans, LA	72/7,080
1978	Lon Hinkle	271			272	Lakewood CC	New Orleans, LA	72/7,080
1977	Jim Simons	273		Stan Lee	276	Lakewood CC	New Orleans, LA	72/7,080
1976	Larry Ziegler	274		Victor Regalado	275	Lakewood CC	New Orleans, LA	72/7,080

Continued on next page

Year	Winner *-Playoff	Score	FedExCup Points	Runners Up	Score	Course	Location	Par Yardage
1975	Billy Casper	271		Peter Oosterhuis	273	Lakewood CC	New Orleans, LA	72/7,080
Greater New Orleans Open								
1974	Lee Trevino	267		Bobby Cole	275	Lakewood CC	New Orleans, LA	72/7,080
				Ben Crenshaw				
1973	Jack Nicklaus*	280		Miller Barber	280	Lakewood CC	New Orleans, LA	72/7,080
1972	Gary Player	279		Dave Eichelberger	280	Lakewood CC	New Orleans, LA	72/7,080
				Jack Nicklaus				
Greater New Orleans Open Invitational								
1971	Frank Beard	276		Hubert Green	277	Lakewood CC	New Orleans, LA	72/7,080
1970	Miller Barber*	278		Bob Charles	278	Lakewood CC	New Orleans, LA	72/7,080
				Howie Johnson				
1969	Larry Hinson*	275		Frank Beard	275	Lakewood CC	New Orleans, LA	72/7,080
1968	George Archer	271		Bert Yancey	273	Lakewood CC	New Orleans, LA	72/7,080
1967	George Knudson	277		Jack Nicklaus	278	Lakewood CC	New Orleans, LA	72/7,080
1966	Frank Beard	276		Gardner Dickinson	278	Lakewood CC	New Orleans, LA	72/7,080
1965	Dick Mayer	273		Bruce Devlin	274	Lakewood CC	New Orleans, LA	72/7,080
				Bill Martindale				
1964	Mason Rudolph	283		Jack Nicklaus	284	Lakewood CC	New Orleans, LA	72/7,080
				Chi Chi Rodriguez				
				Glenn Stuart				
1963	Bo Wininger	279		Tony Lema	282	Lakewood CC	New Orleans, LA	72/7,080
				Bob Rosburg				
1962	Bo Wininger	281		Bob Rosburg	283	City Park GC	New Orleans, LA	72/6,656
1961	Doug Sanders	272		Gay Brewer	277	City Park GC	New Orleans, LA	72/6,656
				Mac Main				
1960	Dow Finsterwald	270		Al Besselink	276	City Park GC	New Orleans, LA	72/6,656
1959	Bill Collins	280		Jack Burke Jr.	283	City Park GC	New Orleans, LA	72/6,656
				Tom Nieporte				
1958	Billy Casper*	278		Ken Venturi	278	City Park GC	New Orleans, LA	72/6,656
New Orleans Open								
1948	Bob Hamilton	280		Roberto De Vincenzo	281	City Park GC	New Orleans, LA	72/6,656
				Fred Haas				
				Lawson Little				
1946	Byron Nelson	277		Ben Hogan	282	City Park GC	New Orleans, LA	72/6,656
1945	Byron Nelson*	284		Harold McSpaden	284	City Park GC	New Orleans, LA	72/6,656
1944	Sam Byrd	285		Byron Nelson	290	City Park GC	New Orleans, LA	72/6,656
1942	Lloyd Mangrum	281		Lawson Little	282	City Park GC	New Orleans, LA	72/6,656
				Sam Snead				
1941	Henry Picard	276		Ben Hogan	278	City Park GC	New Orleans, LA	72/6,656
1940	Jimmy Demaret	286		Ralph Guldahl	287	City Park GC	New Orleans, LA	72/6,656
				Harold McSpaden				
				Sam Snead				
1939	Henry Picard	284		Dick Metz	289	City Park GC	New Orleans, LA	72/6,656
Crescent City Open								
1938	Harry Cooper	285		Harold McSpaden	289	City Park GC	New Orleans, LA	72/6,656



WELLS FARGO
CHAMPIONSHIP

Wells Fargo Championship



Winner: Lucas Glover
FedExCup Points: 500.00
\$1,170,000.00
67-68-69-69 273 (-15)

Charlotte, NC
May 05-08

FedExCup Points: 3,513

Purse: \$6,500,000

Course: Quail Hollow Club | 36-36-72/ 7,469

Round 1	Round 2	Round 3
Bill Haas - 64 (-8)	Pat Perez - 132 (-12)	Jonathan Byrd - 201 (-15)
Jonathan Byrd - 66 (-6)	Jonathan Byrd - 134 (-10)	Pat Perez - 202 (-14)
David Toms - 66 (-6)	Bill Haas - 134 (-10)	Stewart Cink - 204 (-12)
Lucas Glover - 67 (-5)	Lucas Glover - 135 (-9)	Lucas Glover - 204 (-12)
Pat Perez - 67 (-5)	Phil Mickelson - 135 (-9)	Bill Haas - 205 (-11)
		Kevin Na - 205 (-11)
		Andres Romero - 205 (-11)

Cut: 84 players at even-par 144 from a field of 156 professionals. A second cut was made following the third round to 71 players at even-par 216.

Weather: Thursday: Mostly sunny and cool, with a high of 68 degrees. Winds SSW at 5-10 mph. Friday: Mostly cloudy and cool, with late-morning thunderstorms. Temperatures reached 71. Winds SW at 10-15 mph. Rainfall totaled .05 inches. Second-round play was suspended at 10:51 a.m. due to a dangerous weather situation. Play resumed at 12:12 p.m.—a 1-hour, 21-minute delay. The afternoon wave was delayed 1 hour, 20 minutes with the first time being 1:30 p.m. Saturday: Dense morning fog forced a 90-minute delay to the start of the third round with sunny skies the rest of the day. High of 77. Morning winds N at 4-8 mph shifting to SW at 5-10 mph in the afternoon. Sunday: Partly cloudy, with temperatures reaching 80. Winds W at 8-12 mph.

Tournament Record:
272 - Anthony Kim (2008)
Current Course Record:
62 - Quail Hollow Club - Rory McIlroy (2010)

The 2011 Wells Fargo Championship winner **Lucas Glover** (67-68-69-69) became the first player in the nine-year history of the Wells Fargo Championship to record all four rounds in the 60s.

Former Clemson Tiger teammates **Lucas Glover** and **Jonathan Byrd** finished regulation deadlocked at the 2011 Wells Fargo Championship at 15-under 273, with Glover converting a par on the first extra hole (par-4 18th) for the victory. The playoff was the fourth in the tournament's nine-year history.

Five of the nine winners of the Wells Fargo Championship—**David Toms** (2003), **Vijay Singh** (2005), **Jim Furyk** (2006), **Tiger Woods** (2007) and **Lucas Glover** (2011)—have captured major championships.

Lucas Glover led the 2011 Wells Fargo Championship field in Strokes Gained-Putting at 2.651 strokes per round.

Lucas Glover's opening-round 67 in 2011 is the lowest start by a winner of the Wells Fargo Championship. His 72-hole total of 15-under-par 273 is one shy of the tournament record held by 2008 champion Anthony Kim.

Lucas Glover made his eighth start at the Wells Fargo Championship in 2011, a venue where he has enjoyed considerable success over the years. He has missed just one cut (2005) and amassed four top-10 finishes, highlighted by his win in 2011 and a tie for second in 2009.

In memory of **Seve Ballesteros**, who passed away due to complications from brain cancer on May 7, play was suspended during the final round (May 8) of the 2011 Wells Fargo Championship for a one-minute moment of silence at 3:08 p.m. EDT.

Phil Mickelson tied for ninth in his eighth career start at the 2011 Wells Fargo Championship. The lefthander owns the most top-10 finishes at the event with six (tied for fifth in 2004, tied for seventh in 2005, tied for third in 2007, tied for fourth in 2009, second in 2010 and tied for ninth in 2011).

Pat Perez's 12-under 132 in 2011 set the Wells Fargo Championship tournament record for lowest first 36-hole score. The previous low was posted by **Bill Haas** (2011) and **Bo Van Pelt** (2006) at 10-under 134.

Tournament Results

Pos	Player	Score				Total	FedExCup Points	Earnings
		Rnd1	Rnd2	Rnd3	Rnd4			
1	Lucas Glover	67	68	69	69	273/-15	500.00	1,170,000.00
2	Jonathan Byrd	66	68	67	72	273/-15	300.00	702,000.00
3	Rory Sabbatini	72	71	66	65	274/-14	190.00	442,000.00
4	Bill Haas	64	70	71	70	275/-13	135.00	312,000.00
5	Kevin Na	69	69	67	71	276/-12	110.00	260,000.00
T6	Bobby Gates	69	70	69	69	277/-11	91.66	217,750.00
T6	Zach Johnson	73	69	67	68	277/-11	91.66	217,750.00
T6	Pat Perez	67	65	70	75	277/-11	91.66	217,750.00
T9	Phil Mickelson	69	66	74	69	278/-10	66.14	150,428.58
T9	Stewart Cink	71	65	68	74	278/-10	66.14	150,428.57

Continued on next page

Pos	Player	Score				Total	FedExCup Points	Earnings
		Rnd1	Rnd2	Rnd3	Rnd4			
T9	Robert Garrigus	72	67	70	69	278/-10	66.14	150,428.57
T9	Padraig Harrington	69	72	69	68	278/-10	66.14	150,428.57
T9	J.B. Holmes	70	72	65	71	278/-10	66.14	150,428.57
T9	Carl Pettersson	68	68	72	70	278/-10	66.14	150,428.57
T9	Vijay Singh	68	68	73	69	278/-10	66.14	150,428.57
T16	Brian Davis	70	67	69	73	279/-9	53.00	97,500.00
T16	Rickie Fowler	68	72	68	71	279/-9	53.00	97,500.00
T16	Davis Love III	70	69	68	72	279/-9	53.00	97,500.00
T16	Hunter Mahan	72	70	67	70	279/-9	53.00	97,500.00
T16	Andres Romero	71	67	67	74	279/-9	53.00	97,500.00
T21	Matt Jones	70	69	69	72	280/-8	49.00	72,800.00
T21	Steve Marino	70	67	71	72	280/-8	49.00	72,800.00
T21	Webb Simpson	70	67	74	69	280/-8	49.00	72,800.00
T24	Jim Furyk	72	72	69	68	281/-7	45.50	55,412.50
T24	Tim Herron	70	69	73	69	281/-7	45.50	55,412.50
T24	Trevor Immelman	73	70	71	67	281/-7	45.50	55,412.50
T24	David Toms	66	72	71	72	281/-7	45.50	55,412.50
T28	Steven Bowditch	71	68	72	71	282/-6	41.00	44,200.00
T28	Sergio Garcia	69	69	74	70	282/-6	41.00	44,200.00
T28	Edoardo Molinari	72	71	71	68	282/-6	41.00	44,200.00
T28	Tag Ridings	71	69	73	69	282/-6	41.00	44,200.00
T28	Justin Rose	71	73	69	69	282/-6	41.00	44,200.00
T33	Jason Bohn	71	67	75	70	283/-5	32.50	30,170.84
T33	J.J. Henry	73	71	70	69	283/-5	32.50	30,170.84
T33	John Rollins	73	68	74	68	283/-5	32.50	30,170.84
T33	D.J. Trahan	70	73	70	70	283/-5	32.50	30,170.84
T33	Jim Herman	68	74	70	71	283/-5	32.50	30,170.83
T33	Billy Horschel	73	66	73	71	283/-5	32.50	30,170.83
T33	Kent Jones	72	70	71	70	283/-5	32.50	30,170.83
T33	Ryan Moore	69	69	72	73	283/-5	32.50	30,170.83
T33	Jeff Overton	70	71	71	71	283/-5	32.50	30,170.83
T33	John Senden	74	64	72	73	283/-5	32.50	30,170.83
T33	Bo Van Pelt	71	67	72	73	283/-5	32.50	30,170.83
T33	Johnson Wagner	73	71	68	71	283/-5	32.50	30,170.83
T45	Chez Reavie	69	73	73	69	284/-4	25.00	20,150.00
T45	Kyle Stanley	72	71	69	72	284/-4	25.00	20,150.00
T45	Boo Weekley	71	72	71	70	284/-4	25.00	20,150.00
T48	Mathew Goggin	70	74	72	69	285/-3	20.00	16,157.15
T48	Marc Leishman	73	71	71	70	285/-3	20.00	16,157.15
T48	Robert Allenby	72	71	69	73	285/-3	20.00	16,157.14
T48	Alex Cejka	71	68	70	76	285/-3	20.00	16,157.14
T48	Brendon de Jonge	75	68	71	71	285/-3	20.00	16,157.14
T48	Charles Warren	72	68	73	72	285/-3	20.00	16,157.14
T48	Bubba Watson	72	68	73	72	285/-3	20.00	16,157.14
T55	James Driscoll	74	69	71	72	286/-2	14.50	14,755.00
T55	Brandt Jobe	69	73	73	71	286/-2	14.50	14,755.00
T55	Billy Mayfair	69	73	74	70	286/-2	14.50	14,755.00
T55	Brendan Steele	77	66	72	71	286/-2	14.50	14,755.00
T59	Charles Howell III	73	71	71	72	287/-1	11.00	14,300.00
T59	Alex Prugh	75	68	73	71	287/-1	11.00	14,300.00
T59	Cameron Tringale	70	72	72	73	287/-1	11.00	14,300.00
T62	Martin Kaymer	70	71	73	74	288/E	8.50	13,975.00
T62	Paul Stankowski	75	69	70	74	288/E	8.50	13,975.00
T64	Jarrold Lyle	71	71	73	74	289/1	5.50	13,585.00
T64	Joe Ogilvie	72	71	71	75	289/1	5.50	13,585.00
T64	Chris Stroud	72	71	69	77	289/1	5.50	13,585.00
T64	Michael Thompson	73	69	70	77	289/1	5.50	13,585.00
T68	Ryuji Imada	69	70	76	75	290/2	2.00	13,130.00
T68	Jimmy Walker	75	69	71	75	290/2	2.00	13,130.00
T68	Gary Woodland	72	71	68	79	290/2	2.00	13,130.00
71	Richard S Johnson	74	69	73	77	293/5	.98	12,870.00
T72	Bill Lunde	73	71	73	73	217/1	.93	12,545.00
T72	David Mathis	73	69	75	73	217/1	.93	12,545.00
T72	Heath Slocum	73	70	74	73	217/1	.93	12,545.00
T72	Scott Stallings	70	74	73	73	217/1	.93	12,545.00
76	Arjun Atwal	72	71	75	75	218/2	.88	12,220.00
T77	Scott Gutschewski	71	73	75	75	219/3	.85	12,025.00
T77	Bio Kim	73	71	75	75	219/3	.85	12,025.00
79	George McNeill	73	71	76	76	220/4	.82	11,830.00
T80	Hunter Haas	72	72	77	77	221/5	.79	11,635.00
T80	Michael Putnam	71	73	77	77	221/5	.79	11,635.00

Continued on next page

Pos	Player	Score				Total	FedExCup Points	Earnings
		Rnd1	Rnd2	Rnd3	Rnd4			
T82	Chad Campbell	71	71	80		222/6	.74	11,310.00
T82	Nathan Green	73	71	78		222/6	.74	11,310.00
T82	Anthony Kim	70	74	78		222/6	.74	11,310.00

The following players failed to complete the tournament: **CUT** – Stuart Appleby, Kevin Chappell, Chad Collins, Michael Connell, Ben Curtis, Joe Durant, Steve Flesch, Fabian Gomez, Fredrik Jacobson, Robert Karlsson, Ben Martin, William McGirt, Kevin Sutherland, Vaughn Taylor, Peter Tomasulo, Marc Turnesa, Cameron Beckman, Keegan Bradley, Joseph Bramlett, Paul Casey, Greg Chalmers, Paul Goydos, Charley Hoffman, Sunghoon Kang, Martin Laird, Rocco Mediate, Nate Smith, Josh Teater, Ricky Barnes, Kris Blanks, Tommy Gainey, Troy Matteson, Rory McIlroy, Zack Miller, Sam Saunders, Jhonattan Vegas, Blake Adams, Rich Beem, David Duval, J.P. Hayes, Bryce Molder, Lanto Griffin, Troy Merritt, Tim Petrovic, D.A. Points, Camilo Villegas, Willie Wood, Chris DiMarco, Chris Kirk, Jim Renner, Mark Wilson, D.J. Brigman, Brad Faxon, Dustin Johnson, Derek Lamely, Jeff Maggert, Henrik Stenson, Kyle Thompson, Nick Watney, Dean Wilson, Justin Hicks, Kevin Kisner, Colt Knost, Shaun Micheel, Garrett Willis, Bryan Bigley, David Hearn, Jeff Klauk, Kevin Stadler, Daniel Summerhays, Todd Camplin ; **W/D** – Matt Bettencourt ;

Tournament History

Year	Winner *-Playoff	Score	FedExCup Points	Runners Up	Score	Course	Location	Par Yardage
Wells Fargo Championship								
2011	Lucas Glover*	273/-15	500.00	Jonathan Byrd	273	Quail Hollow Club	Charlotte, NC	72/7,469
2010	Rory McIlroy	273/-15	500.00	Phil Mickelson	277	Quail Hollow Club	Charlotte, NC	72/7,469
Quail Hollow Championship								
2009	Sean O'Hair	277/-11	500.00	Lucas Glover Bubba Watson	278	Quail Hollow Club	Charlotte, NC	72/7,442
Wachovia Championship								
2008	Anthony Kim	272/-16	4, 500	Ben Curtis	277	Quail Hollow Club	Charlotte, NC	72/7,442
2007	Tiger Woods	275/-13	4, 500	Steve Stricker	277	Quail Hollow CC	Charlotte, NC	72/7,442
2006	Jim Furyk*	276/-12		Trevor Immelman	276	Quail Hollow CC	Charlotte, NC	72/7,442
2005	Vijay Singh*	276/-12		Jim Furyk Sergio Garcia	276	Quail Hollow CC	Charlotte, NC	72/7,442
2004	Joey Sindelar*	277/-11		Arron Oberholser	277	Quail Hollow CC	Charlotte, NC	72/7,442
2003	David Toms	278/-10		Robert Gamez Brent Geiberger Vijay Singh	280	Quail Hollow CC	Charlotte, NC	72/7,396

THE PLAYERS Championship



Winner: K.J. Choi
 FedExCup Points: 600.00
 \$1,710,000.00
 70-68-67-70 275 (-13)

Ponte Vedra Beach, FL
May 12-15

FedExCup Points: 3,776

Purse: \$9,500,000

Course: TPC Sawgrass | 36-36-72/ 7,215

Round 1	Round 2	Round 3
Nick Watney - 64 (-8)	David Toms - 134 (-10)	Graeme McDowell - 204 (-12)
Lucas Glover - 65 (-7)	Nick Watney - 135 (-9)	K.J. Choi - 205 (-11)
Mark O'Meara - 66 (-6)	Luke Donald - 136 (-8)	David Toms - 205 (-11)
David Toms - 66 (-6)	Lucas Glover - 136 (-8)	Aaron Baddeley - 207 (-9)
Fredrik Jacobson - 67 (-5)	Graeme McDowell - 136 (-8)	Luke Donald - 207 (-9)
Martin Kaymer - 67 (-5)	Steve Stricker - 136 (-8)	Jason Dufner - 207 (-9)
Graeme McDowell - 67 (-5)	K.J. Choi - 138 (-6)	Davis Love III - 207 (-9)
Alvaro Quiros - 67 (-5)		Steve Stricker - 207 (-9)
Rory Sabbatini - 67 (-5)		Nick Watney - 207 (-9)
K.J. Choi - 70 (-2)		

Cut: 74 players at even-par 144 from a field of 145 professionals.

Weather: Thursday: Sunny, with an afternoon high of 84. SSE winds at 8-12 mph. Friday: Sunny, with an afternoon high of 83. SSE winds at 10-20 mph. Saturday: Due to a dangerous weather situation, the third round was suspended 4 hours, 27 minutes, from 1:02 p.m. to 5:29 p.m. EDT. Rain gave way to clear skies and cooler temperatures in the mid-70s. Winds SSE at 10-15 mph. The third round was suspended at 8:04 p.m. due to darkness, with 34 of the 74 players yet to complete the third round. Sunday: Third round re-start came at 7:44 a.m., with the final round threesomes playing off two tees (11:30 a.m.-1:42 p.m.). Sunny and breezy. Afternoon temperatures reached into the mid-80s. W winds at 10-20 mph.

Tournament Record:

264 - Greg Norman (1994)

Current Course Record:

63 - TPC Sawgrass - Fred Couples (1992), Greg Norman (1994)

No player has gone all four rounds at THE PLAYERS without posting a bogey. **Greg Norman** nearly accomplished the feat, posting just one bogey en route to victory in 1994. Runner-up **David Toms**' five bogeys were the fewest by any player in the field at the 2011 PLAYERS.

The 4-hour, 27-minute rain delay during Saturday's third round was the first weather delay at THE PLAYERS Championship since 2005 when Sunday's final round was delayed by dangerous conditions, with tournament play completed Monday. Between 2003 and 2005 there were three Monday finishes of THE PLAYERS Championship.

In 2011, **K.J. Choi** became the first Korean-born player to win THE PLAYERS Championship. Choi is the seventh international winner of THE PLAYERS Championship in the last 10 years and the 12th overall in the 38-year history of the event.

With a birdie on the 17th Sunday to take the lead over **David Toms** for the first time at the 2011 PLAYERS Championship, **K.J. Choi** became the ninth PLAYERS champion to birdie No. 17 in the fourth round and first since **Craig Perks** in 2002.

David Toms converted a 17-foot, 2-inch birdie putt on No. 18 at the 2011 PLAYERS Championship to force a playoff with eventual champion **K.J. Choi**, at 13-under par. The birdie was just the fourth made on the 462-yard closing hole during the final round. No. 18 was the hardest hole for the week, yielding just 45 birdies and 104 bogeys and playing to a stroke average of 4.313.

The playoff between **K.J. Choi** and **David Toms** was just the fourth in the 38-year history of THE PLAYERS and first since **Sergio Garcia** defeated **Paul Goydos** on the first hole of sudden death (hole No. 17) in 2008.

Sixteen-year-old **Matteo Manassero** became the youngest player to ever compete at THE PLAYERS Championship in 2011. He carded rounds of 72-70-73-76-291 (3-over) and tied for 64th.

David Toms' opening rounds of 66-68 were his first back-to-back, sub-70 scores at THE PLAYERS Championship in 54 trips around TPC Sawgrass.

Brian Gay birdied the par-3 17th in each of the first three rounds in 2011. He missed a putt from 9 feet, 3 inches in the final round for his fourth consecutive birdie on the famed island green. **Paul Azinger** in 1987 is the only player to birdie No. 17 in all for rounds of THE PLAYERS Championship in a single year.

Defending champion **Tim Clark** withdrew in the middle of the second round with an elbow injury. No player has successfully defended a title at THE PLAYERS Championship, and only six defending champs have finished in the top 10.

With scores of 68-69 in the first two rounds of the 2011 PLAYERS Championship, two-time past champion **Davis Love III** equaled **Nick Price**'s record for most sub-70 rounds at THE PLAYERS Championship with 22.

During the final round in 2011, past winner **Sergio Garcia** equaled the best birdie-eagle streak in THE PLAYERS Championship history, going birdie-birdie-eagle-birdie on holes 14-17. Garcia posted a TPC Sawgrass career-best 65 to tie for 12th.

Only six balls found the water on No. 17 during the final round of THE PLAYERS, equaling the fewest (2009) in the final round since ShotLink began keeping track of the data in 2003. There were 40 balls hit into the water on No. 17 for the week.

Tournament Results

Pos	Player	Score					FedExCup Points	Earnings
		Rnd1	Rnd2	Rnd3	Rnd4	Total		
1	K.J. Choi	70	68	67	70	275/-13	600.00	1,710,000.00

Continued on next page

Pos	Player	Score				Total	FedExCup Points	Earnings
		Rnd1	Rnd2	Rnd3	Rnd4			
2	David Toms	66	68	71	70	275/-13	330.00	1,026,000.00
3	Paul Goydos	69	70	69	69	277/-11	210.00	646,000.00
T4	Luke Donald	69	67	71	71	278/-10	135.00	418,000.00
T4	Nick Watney	64	71	72	71	278/-10	135.00	418,000.00
T6	Aaron Baddeley	70	67	70	72	279/-9	91.83	287,375.00
T6	Jason Day	69	70	72	68	279/-9	91.83	287,375.00
T6	Jason Dufner	69	70	68	72	279/-9	91.83	287,375.00
T6	J.B. Holmes	68	69	73	69	279/-9	91.83	287,375.00
T6	Hunter Mahan	70	67	73	69	279/-9	91.83	287,375.00
T6	Alvaro Quiros	67	73	68	71	279/-9		287,375.00
T12	Sergio Garcia	74	68	73	65	280/-8	62.28	175,071.43
T12	Brian Gay	71	69	71	69	280/-8	62.28	175,071.43
T12	Zach Johnson	74	70	70	66	280/-8	62.28	175,071.43
T12	Spencer Levin	72	69	68	71	280/-8	62.28	175,071.43
T12	Steve Stricker	69	67	71	73	280/-8	62.28	175,071.43
T12	Chris Stroud	71	67	74	68	280/-8	62.28	175,071.43
T12	Davis Love III	68	69	70	73	280/-8	62.28	175,071.42
T19	Stewart Cink	70	72	69	70	281/-7	49.14	107,214.29
T19	Matt Jones	72	72	69	68	281/-7	49.14	107,214.29
T19	Steve Marino	70	72	69	70	281/-7	49.14	107,214.29
T19	Kevin Streelman	70	69	75	67	281/-7	49.14	107,214.29
T19	Peter Hanson	72	72	66	71	281/-7		107,214.28
T19	Martin Kaymer	67	72	70	72	281/-7		107,214.28
T19	Sean O'Hair	71	71	67	72	281/-7	49.14	107,214.28
T26	Chad Campbell	73	71	69	69	282/-6	42.00	67,450.00
T26	Brian Davis	69	69	73	71	282/-6	42.00	67,450.00
T26	Charley Hoffman	72	71	68	71	282/-6	42.00	67,450.00
T26	Robert Karlsson	71	67	72	72	282/-6	42.00	67,450.00
T26	Jeff Overton	69	71	73	69	282/-6	42.00	67,450.00
T26	Rory Sabbatini	67	71	71	73	282/-6	42.00	67,450.00
T26	Charl Schwartzel	72	71	71	68	282/-6	42.00	67,450.00
T33	Trevor Immelman	70	73	70	70	283/-5	35.50	50,191.67
T33	Phil Mickelson	71	71	69	72	283/-5	35.50	50,191.67
T33	Ryan Moore	71	69	71	72	283/-5	35.50	50,191.67
T33	Carl Pettersson	73	71	71	68	283/-5	35.50	50,191.67
T33	Graeme McDowell	67	69	68	79	283/-5	35.50	50,191.66
T33	Bryce Molder	70	73	67	73	283/-5	35.50	50,191.66
T39	Kenny Perry	72	71	68	73	284/-4	31.50	41,800.00
T39	Andres Romero	72	69	69	74	284/-4	31.50	41,800.00
T41	Jonathan Byrd	71	73	72	69	285/-3	28.50	36,100.00
T41	Angel Cabrera	70	74	68	73	285/-3	28.50	36,100.00
T41	Greg Chalmers	73	65	74	73	285/-3	28.50	36,100.00
T41	Charlie Wi	70	72	68	75	285/-3	28.50	36,100.00
T45	Ben Crane	68	76	71	71	286/-2	24.00	27,816.00
T45	Corey Pavin	72	69	74	71	286/-2	24.00	27,816.00
T45	Justin Rose	70	69	74	73	286/-2	24.00	27,816.00
T45	Bubba Watson	76	66	76	68	286/-2	24.00	27,816.00
T45	Garrett Willis	70	74	69	73	286/-2	24.00	27,816.00
T50	Robert Allenby	69	74	68	76	287/-1	19.50	23,132.50
T50	Chris Couch	71	72	71	73	287/-1	19.50	23,132.50
T50	Ben Curtis	71	73	70	73	287/-1	19.50	23,132.50
T50	Lucas Glover	65	71	74	77	287/-1	19.50	23,132.50
T54	Matt Kuchar	69	72	73	74	288/E	16.00	21,850.00
T54	Rocco Mediate	72	69	71	76	288/E	16.00	21,850.00
T54	Scott Verplank	73	71	71	73	288/E	16.00	21,850.00
T57	Arjun Atwal	73	70	77	69	289/1	12.50	21,185.00
T57	Dustin Johnson	72	70	73	74	289/1	12.50	21,185.00
T57	Justin Leonard	70	73	72	74	289/1	12.50	21,185.00
T57	Ian Poulter	70	72	74	73	289/1	12.50	21,185.00
T61	Jason Bohn	71	73	72	74	290/2	9.00	20,520.00
T61	Retief Goosen	73	69	72	76	290/2	9.00	20,520.00
T61	Troy Merritt	69	75	73	73	290/2	9.00	20,520.00
T64	Kris Blanks	69	72	81	69	291/3	5.00	19,760.00
T64	Hunter Haas	72	71	75	73	291/3	5.00	19,760.00
T64	Fredrik Jacobson	67	75	73	76	291/3	5.00	19,760.00
T64	Jerry Kelly	73	70	73	75	291/3	5.00	19,760.00
T64	Matteo Manassero	72	70	73	76	291/3		19,760.00
T69	Kevin Chappell	71	73	80	68	292/4	1.32	19,000.00
T69	Martin Laird	72	70	76	74	292/4	1.32	19,000.00
T69	Webb Simpson	70	73	74	75	292/4	1.32	19,000.00
72	Keegan Bradley	75	69	72	77	293/5	.96	18,620.00

Continued on next page

Pos	Player	Score				Total	FedExCup Points	Earnings
		Rnd1	Rnd2	Rnd3	Rnd4			
73	Robert Garrigus	74	69	76	75	294/6	.94	18,430.00
74	Mark O'Meara	66	74	79	77	296/8	.92	18,240.00

The following players failed to complete the tournament: **CUT** – Stephen Ames, Michael Bradley, Joe Durant, Ernie Els, Rickie Fowler, Ryuji Imada, Brandt Jobe, Kevin Na, Heath Slocum, Kevin Stadler, D.J. Trahan, Bo Van Pelt, Camilo Villegas, Mark Wilson, Y.E. Yang, Paul Casey, David Duval, Ross Fisher, Bill Haas, J.P. Hayes, Shaun Micheel, Francesco Molinari, Ryan Palmer, Jimmy Walker, Boo Weekley, Dean Wilson, Gary Woodland, Jim Furyk, J.J. Henry, Charles Howell III, Derek Lamely, Nick O'Hern, Louis Oosthuizen, Alex Prugh, Vijay Singh, Brandt Snedeker, Kevin Sutherland, Blake Adams, Ricky Barnes, Cameron Beckman, Chad Collins, Pat Perez, Tim Petrovic, D.A. Points, John Rollins, Adam Scott, Michael Sim, Josh Teater, Stuart Appleby, Tommy Gainey, Chris Kirk, Chris Riley, Vaughn Taylor, Johnson Wagner, Alex Cejka, Anthony Kim, Bill Lunde, Edoardo Molinari, Brendan Steele, Michael Connell, Pdraig Harrington, John Senden, Matt Bettencourt, Brendon de Jonge, Troy Matteson, Henrik Stenson, Jhonattan Vegas, Marc Leishman ; **W/D** – Tim Clark, Geoff Ogilvy, Tiger Woods ;

Tournament History

Year	Winner *-Playoff	Score	FedExCup Points	Runners Up	Score	Course	Location	Par Yardage
THE PLAYERS Championship								
2011	K.J. Choi*	275/-13	600.00	David Toms	275	TPC Sawgrass	Ponte Vedra Beach, FL	72/7,215
2010	Tim Clark	272/-16	600.00	Robert Allenby	273	TPC Sawgrass	Ponte Vedra Beach, FL	72/7,215
2009	Henrik Stenson	276/-12	600.00	Ian Poulter	280	TPC Sawgrass	Ponte Vedra Beach, FL	72/7,215
2008	Sergio Garcia*	283/- 5	4, 950	Paul Goydos	283	TPC Sawgrass	Ponte Vedra Beach, FL	72/7,215
2007	Phil Mickelson	277/-11	4, 950	Sergio Garcia	279	TPC Sawgrass	Ponte Vedra Beach, FL	72/7,215
2006	Stephen Ames	274/-14		Retief Goosen	280	TPC Sawgrass	Ponte Vedra Beach, FL	72/7,098
2005	Fred Funk	279/- 9		Luke Donald	280	TPC Sawgrass	Ponte Vedra Beach, FL	72/7,093
				Tom Lehman				
				Scott Verplank				
2004	Adam Scott	276/-12		Padraig Harrington	277	TPC Sawgrass	Ponte Vedra Beach, FL	72/7,093
2003	Davis Love III	271/-17		Jay Haas	277	TPC Sawgrass	Ponte Vedra Beach, FL	72/7,093
				Padraig Harrington				
2002	Craig Perks	280/- 8		Stephen Ames	282	TPC Sawgrass	Ponte Vedra Beach, FL	72/7,093
2001	Tiger Woods	274/-14		Vijay Singh	275	TPC Sawgrass	Ponte Vedra Beach, FL	72/7,093
2000	Hal Sutton	278/-10		Tiger Woods	279	TPC Sawgrass	Ponte Vedra Beach, FL	72/7,093
1999	David Duval	285/- 3		Scott Gump	287	TPC Sawgrass	Ponte Vedra Beach, FL	72/6,950
1998	Justin Leonard	278/-10		Glen Day	280	TPC Sawgrass	Ponte Vedra Beach, FL	72/6,950
				Tom Lehman				
1997	Steve Elkington	272/-16		Scott Hoch	279	TPC Sawgrass	Ponte Vedra Beach, FL	72/6,896
1996	Fred Couples	270/-18		Colin Montgomerie	274	TPC Sawgrass	Ponte Vedra Beach, FL	72/6,896
				Tommy Tolles				
1995	Lee Janzen	283/- 5		Bernhard Langer	284	TPC Sawgrass	Ponte Vedra Beach, FL	72/6,896
1994	Greg Norman	264/-24		Fuzzy Zoeller	268	TPC Sawgrass	Ponte Vedra Beach, FL	72/6,896
1993	Nick Price	270/-18		Bernhard Langer	275	TPC Sawgrass	Ponte Vedra Beach, FL	72/6,896
1992	Davis Love III	273/-15		Ian Baker-Finch	277	TPC Sawgrass	Ponte Vedra Beach, FL	72/6,896
				Phil Blackmar				
				Nick Faldo				
				Tom Watson				
1991	Steve Elkington	276/-12		Fuzzy Zoeller	277	TPC Sawgrass	Ponte Vedra Beach, FL	72/6,896
1990	Jodie Mudd	278/-10		Mark Calcavecchia	279	TPC Sawgrass	Ponte Vedra Beach, FL	72/6,896
1989	Tom Kite	279/- 9		Chip Beck	280	TPC Sawgrass	Ponte Vedra Beach, FL	72/6,857
1988	Mark McCumber	273/-15		Mike Reid	277	TPC Sawgrass	Ponte Vedra Beach, FL	72/6,857
Tournament Players Championship								
1987	Sandy Lyle*	274/-14		Jeff Sluman	274	TPC Sawgrass	Ponte Vedra Beach, FL	72/6,857
1986	John Mahaffey	275/-13		Larry Mize	276	TPC Sawgrass	Ponte Vedra Beach, FL	72/6,857
1985	Calvin Peete	274/-14		D.A. Weibring	277	TPC Sawgrass	Ponte Vedra Beach, FL	72/6,857
1984	Fred Couples	277/-11		Lee Trevino	278	TPC Sawgrass	Ponte Vedra Beach, FL	72/6,857
1983	Hal Sutton	283/- 5		Bob Eastwood	284	TPC Sawgrass	Ponte Vedra Beach, FL	72/6,857
1982	Jerry Pate	280/- 8		Brad Bryant	282	TPC Sawgrass	Ponte Vedra Beach, FL	72/6,857
				Scott Simpson				
1981	Raymond Floyd*	285/- 3		Barry Jaeckel	285	Sawgrass CC	Ponte Vedra Beach, FL	72/7,174
				Curtis Strange				
1980	Lee Trevino	278/-10		Ben Crenshaw	279	Sawgrass CC	Ponte Vedra Beach, FL	72/7,174
1979	Lanny Wadkins	283		Tom Watson	288	Sawgrass CC	Ponte Vedra Beach, FL	70/7,160
1978	Jack Nicklaus	289		Lou Graham	290	Sawgrass CC	Ponte Vedra Beach, FL	70/7,160
1977	Mark Hayes	289		Mike McCullough	291	Sawgrass CC	Ponte Vedra Beach, FL	70/7,160
1976	Jack Nicklaus	269		J.C. Snead	272	Inverrary G&CC (East)	Lauderhill, FL	72/7,160
1975	Al Geiberger	270		Dave Stockton	273	Colonial CC	Ft. Worth, TX	70/7,160
1974	Jack Nicklaus	272		J.C. Snead	274	Atlanta CC	Marietta, GA	72/6,883



Crowne Plaza Invitational at Colonial



Winner: David Toms
 FedExCup Points: 500.00
 \$1,116,000.00
 62-62-74-67 265 (-15)

Ft. Worth, TX
May 19-22

FedExCup Points: 3,513

Purse: \$6,200,000

Course: Colonial CC | 35-35-70/ 7,204

Round 1	Round 2	Round 3
Chez Reavie - 62 (-8)	David Toms - 124 (-16)	Charlie Wi - 197 (-13)
David Toms - 62 (-8)	Steven Bowditch - 131 (-9)	David Toms - 198 (-12)
Rickie Fowler - 63 (-7)	John Senden - 131 (-9)	John Senden - 201 (-9)
Stewart Cink - 64 (-6)	Charlie Wi - 131 (-9)	Stuart Appleby - 202 (-8)
Brendon de Jonge - 64 (-6)	Mark Wilson - 131 (-9)	Paul Goydos - 202 (-8)
Brian Gay - 64 (-6)		Mark Wilson - 202 (-8)
Nathan Green - 64 (-6)		
Charlie Wi - 64 (-6)		

Cut: 70 players at 1-under-par 139 from a field of 126 professionals.

Weather: Thursday: Mostly cloudy and windy. High of 84. Winds S at 20-30 mph. Friday: Mostly cloudy and windy. High of 82. Winds S at 10-20 mph. Officials suspended play at 2:50 p.m. because of a dangerous weather condition and resumed play at 5:14 p.m., a delay of 2 hours, 24 minutes. Rainfall amounted to .47 inches. Saturday: Mostly sunny and warm. High of 90. Winds S at 10-20 mph. Afternoon thunderstorms rolled into the area and forced a suspension of play at 4:19 p.m. Play resumed at 5:39 p.m. after an 80-minute delay. Sunday: Mostly cloudy. High of 87. Winds S at 15-25 mph.

Tournament Record:

259 - Zach Johnson (2010)

Current Course Record:

61 - Colonial CC - Chad Campbell (2004), Justin Leonard (2003), Kenny Perry (2003), Greg Kraft (1999), Keith Clearwater (1993), Lee Janzen (1993)

With a win at the Crowne Plaza Invitational at Colonial one week after dropping a playoff at THE PLAYERS Championship, **David Toms** became the first player to lose a playoff one week and win the next week since **Phil Mickelson** lost in a playoff to **Jesper Parnevik** at the 2000 HP Byron Nelson Championship winning at Colonial the following week.

David Toms equaled the best opening 36-hole score on the PGA TOUR (dating to 1970) with rounds of 62-62 and opened the tournament with 37 consecutive bogey-free holes. Pat Perez opened 61-63 at the 2009 Bob Hope Classic.

After opening 62-62 at the 2011 Crowne Plaza Invitational at Colonial, **David Toms** entered the third round with a seven-stroke cushion, matching the largest 36-hole lead in tournament history (**Chandler Harper** in 1955). It was also the largest on TOUR since **Tiger Woods** held the same advantage at the 2000 World Golf Championships-Bridgestone Invitational.

Charlie Wi's second-place finish at the 2011 Crowne Plaza Invitational at Colonial was the fourth runner-up finish of his career (2007 U.S. Bank Championship in Milwaukee, 2008 Valero Texas Open, 2009 Zurich Classic of New Orleans and 2011 Crowne Plaza Invitational at Colonial).

Defending Crowne Plaza Invitational at Colonial champion **Zach Johnson** shot a final-round, 5-under 65 in 2011 to move from a tie for 29th to a tie for fourth, the best performance by a defending champion at Colonial Country Club since **Phil Mickelson** followed his 2000 win with a runner-up finish the following year.

Twelve past champions competed at Colonial in 2011, with five making the cut: **Zach Johnson** (tied for fourth), **Rory Sabbatini** (tied for 16th), **Sergio Garcia** (tied for 16th), **Steve Flesch** (tied for 44th) and **Tim Herron** (tied for 52nd).

Colonial Country Club showed its teeth once again in 2011, as Nos. 3-5, known as the "Horrible Horseshoe," played as the fourth- (4.117), sixth- (3.099) and most-difficult (4.247) holes, respectively.

Every year, past champions of the Crowne Plaza Invitational at Colonial select two players to compete in the event, who otherwise would not have been eligible, a unique PGA TOUR tradition known as the "Champions' Choice" invitational. Players who made their first start at Colonial as a Champion's Choice include **Tom Weiskopf**, **Craig Stadler**, **Curtis Strange**, **Mark O'Meara**, **Paul Azinger** and **Davis Love III**. **Dave Stockton** won the event as a Champions Choice in 1967. The 2011 recipients **Jarrod Lyle** and **Daniel Summerhays** both missed the cut.

Zach Johnson set the 72-hole tournament (65-66-64-64-259) at the 2010 Crowne Plaza Invitational at Colonial to finish at 21-under par. The previous tournament record was set by **Kenny Perry** who shot 261 in both his victories in 2003 and 2005.

Corey Pavin missed the cut at the 2011 Crowne Plaza Invitational at Colonial in his 28th career start in Fort Worth. The two-time champion (1985, 1996) has played the Crowne Plaza Invitational at Colonial every year since 1984.

Tournament Results

Pos	Player	Score				Total	FedExCup Points	Earnings
		Rnd1	Rnd2	Rnd3	Rnd4			
1	David Toms	62	62	74	67	265/-15	500.00	1,116,000.00
2	Charlie Wi	64	67	66	69	266/-14	300.00	669,600.00
3	Bo Van Pelt	68	69	68	65	270/-10	190.00	421,600.00
4	Zach Johnson	68	69	69	65	271/-9	135.00	297,600.00
T5	Robert Karlsson	69	68	68	67	272/-8	105.00	235,600.00

Continued on next page

Pos	Player	Score				Total	FedExCup Points	Earnings
		Rnd1	Rnd2	Rnd3	Rnd4			
T5	Chez Reavie	62	71	71	68	272/-8	105.00	235,600.00
7	Kevin Stadler	69	68	69	67	273/-7	90.00	207,700.00
T8	Bill Haas	67	67	71	69	274/-6	82.50	186,000.00
T8	John Senden	65	66	70	73	274/-6	82.50	186,000.00
T10	Kris Blanks	69	68	70	68	275/-5	63.83	137,433.34
T10	Kevin Streelman	72	67	68	68	275/-5	63.83	137,433.34
T10	Paul Goydos	70	65	67	73	275/-5	63.83	137,433.33
T10	Martin Laird	69	70	66	70	275/-5	63.83	137,433.33
T10	Hunter Mahan	67	69	69	70	275/-5	63.83	137,433.33
T10	Rod Pampling	65	69	71	70	275/-5	63.83	137,433.33
T16	Blake Adams	72	66	70	68	276/-4	48.00	67,786.67
T16	Stewart Cink	64	71	72	69	276/-4	48.00	67,786.67
T16	Rickie Fowler	63	69	73	71	276/-4	48.00	67,786.67
T16	Sergio Garcia	66	73	67	70	276/-4	48.00	67,786.67
T16	Chris Kirk	67	72	69	68	276/-4	48.00	67,786.67
T16	Matt Kuchar	71	67	67	71	276/-4	48.00	67,786.67
T16	Steve Marino	66	70	69	71	276/-4	48.00	67,786.67
T16	Sean O'Hair	71	68	69	68	276/-4	48.00	67,786.67
T16	Brandt Snedeker	69	67	70	70	276/-4	48.00	67,786.67
T16	Josh Teater	68	70	68	70	276/-4	48.00	67,786.67
T16	Stuart Appleby	71	64	67	74	276/-4	48.00	67,786.66
T16	Arjun Atwal	69	67	68	72	276/-4	48.00	67,786.66
T16	Steven Bowditch	67	64	72	73	276/-4	48.00	67,786.66
T16	Rory Sabbatini	68	64	71	73	276/-4	48.00	67,786.66
T16	D.J. Trahan	67	71	65	73	276/-4	48.00	67,786.66
T31	Alex Cejka	69	69	66	73	277/-3	36.00	33,686.67
T31	Greg Chalmers	71	66	73	67	277/-3	36.00	33,686.67
T31	Jason Day	71	68	70	68	277/-3	36.00	33,686.67
T31	Jim Furyk	67	69	72	69	277/-3	36.00	33,686.67
T31	Fredrik Jacobson	70	68	69	70	277/-3	36.00	33,686.67
T31	William McGirt	69	67	69	72	277/-3	36.00	33,686.67
T31	Brian Gay	64	71	68	74	277/-3	36.00	33,686.66
T31	Ryan Palmer	69	69	66	73	277/-3	36.00	33,686.66
T31	Mark Wilson	65	66	71	75	277/-3	36.00	33,686.66
T40	Lucas Glover	71	64	72	71	278/-2	29.50	24,800.00
T40	John Mallinger	67	71	67	73	278/-2	29.50	24,800.00
T40	Kevin Na	69	65	70	74	278/-2	29.50	24,800.00
T40	Tim Petrovic	67	69	74	68	278/-2	29.50	24,800.00
T44	Michael Bradley	69	69	72	69	279/-1	23.50	17,918.00
T44	Steve Flesch	69	70	70	70	279/-1	23.50	17,918.00
T44	Nathan Green	64	73	70	72	279/-1	23.50	17,918.00
T44	David Hearn	68	70	70	71	279/-1	23.50	17,918.00
T44	Marc Leishman	66	68	69	76	279/-1	23.50	17,918.00
T44	Bill Lunde	70	69	72	68	279/-1	23.50	17,918.00
T44	Henrik Stenson	66	71	72	70	279/-1	23.50	17,918.00
T44	Dean Wilson	69	70	67	73	279/-1	23.50	17,918.00
T52	Tim Herron	69	66	74	71	280/E	18.00	14,632.00
T52	Spencer Levin	66	71	70	73	280/E	18.00	14,632.00
T52	Kyle Stanley	70	69	70	71	280/E	18.00	14,632.00
55	Boo Weekley	66	70	74	71	281/1	16.00	14,260.00
T56	Matt Bettencourt	70	69	73	70	282/2	12.50	13,826.00
T56	Brendon de Jonge	64	72	72	74	282/2	12.50	13,826.00
T56	Chris DiMarco	69	67	73	73	282/2	12.50	13,826.00
T56	Brandt Jobe	70	68	75	69	282/2	12.50	13,826.00
T56	Anthony Kim	67	70	73	72	282/2	12.50	13,826.00
T56	Jimmy Walker	72	67	71	72	282/2	12.50	13,826.00
T62	Kent Jones	66	68	71	78	283/3	8.00	13,268.00
T62	Joe Ogilvie	70	69	75	69	283/3	8.00	13,268.00
T62	Pat Perez	71	68	73	71	283/3	8.00	13,268.00
T65	Jeff Overton	67	68	75	74	284/4	5.00	12,896.00
T65	Adam Scott	66	70	74	74	284/4	5.00	12,896.00
T65	Cameron Tringale	72	67	76	69	284/4	5.00	12,896.00
68	Michael Sim	72	67	76	72	287/7	3.00	12,648.00
69	Michael Connell	70	69	72	78	289/9	2.00	12,524.00
70	David Mathis	70	68	78	74	290/10	1.00	12,400.00

The following players failed to complete the tournament: **CUT** – Mark Brooks, Angel Cabrera, Kevin Chappell, Tommy Gainey, Ryuji Imada, Billy Mayfair, Rocco Mediate, Bryce Molder, John Rollins, Heath Slocum, John Daly, David Duval, David Frost, Bobby Gates, Tom Lehman, Davis Love III, Zack Miller, Nick O'Hern, Kenny Perry, Tag Ridings, Ricky Barnes, Cameron Beckman, Jason Bohn, Ben Curtis, Brian Davis, Hunter Haas, Matt Jones, Derek Lamely, Andres Romero, Brendan Steele, Olin Browne, Chad Campbell, Colt Knost, Justin Leonard, Vijay Singh, Nick Taylor, Keith Clearwater, Jason Dufner, John Merrick, Marc Turnesa, Stephen Ames, J.J. Henry, Richard S Johnson, Jerry Kelly, Corey Pavin, Jarrod Lyle, George McNeill, Alex Prugh, Vaughn Taylor, Roland Thatcher, Trevor Immelman, Scott Stallings, Mike Weir, Ben Crane, Fulton Allem, Daniel Summerhays ;

Tournament History

Year	Winner *-Playoff	Score	FedExCup Points	Runners Up	Score	Course	Location	Par Yardage
Crowne Plaza Invitational at Colonial								
2011	David Toms	265/-15	500.00	Charlie Wi	266	Colonial CC	Ft. Worth, TX	70/7,204
2010	Zach Johnson	259/-21	500.00	Brian Davis	262	Colonial CC	Ft. Worth, TX	70/7,204
2009	Steve Stricker*	263/-17	500.00	Tim Clark Steve Marino	263	Colonial CC	Ft. Worth, TX	70/7,204
2008	Phil Mickelson	266/-14	4, 500	Tim Clark Rod Pampling	267	Colonial CC	Ft. Worth, TX	70/7,054
2007	Rory Sabbatini*	266/-14	4, 500	Jim Furyk Bernhard Langer	266	Colonial CC	Ft. Worth, TX	70/7,054
Bank of America Colonial								
2006	Tim Herron*	268/-12		Richard S. Johnson	268	Colonial CC	Ft. Worth, TX	70/7,054
2005	Kenny Perry	261/-19		Billy Mayfair	268	Colonial CC	Ft. Worth, TX	70/7,054
2004	Steve Flesch	269/-11		Chad Campbell	270	Colonial CC	Ft. Worth, TX	70/7,054
2003	Kenny Perry	261/-19		Justin Leonard	267	Colonial CC	Ft. Worth, TX	70/7,080
MasterCard Colonial								
2002	Nick Price	267/-13		Kenny Perry David Toms	272	Colonial CC	Ft. Worth, TX	70/7,080
2001	Sergio Garcia	267/-13		Brian Gay Phil Mickelson	269	Colonial CC	Ft. Worth, TX	70/7,080
2000	Phil Mickelson	268/-12		Stewart Cink Davis Love III	270	Colonial CC	Ft. Worth, TX	70/7,080
1999	Olin Browne	272/- 8		Fred Funk Paul Goydos Tim Herron Greg Kraft Jeff Sluman	273	Colonial CC	Ft. Worth, TX	70/7,010
1998	Tom Watson	265/-15		Jim Furyk	267	Colonial CC	Ft. Worth, TX	70/7,010
1997	David Frost	265/-15		Brad Faxon David Ogrin Jeff Sluman	267	Colonial CC	Ft. Worth, TX	70/7,010
1996	Corey Pavin	272/- 8		Jeff Sluman	274	Colonial CC	Ft. Worth, TX	70/7,010
Colonial National Invitation								
1995	Tom Lehman	271/- 9		Craig Parry	272	Colonial CC	Ft. Worth, TX	70/7,010
Southwestern Bell Colonial								
1994	Nick Price*	266/-14		Scott Simpson	266	Colonial CC	Ft. Worth, TX	70/7,010
1993	Fulton Allem	264/-16		Greg Norman	265	Colonial CC	Ft. Worth, TX	70/7,010
1992	Bruce Lietzke*	267/-13		Corey Pavin	267	Colonial CC	Ft. Worth, TX	70/7,010
1991	Tom Purtzer	267/-13		David Edwards Scott Hoch Bob Lohr	270	Colonial CC	Ft. Worth, TX	70/7,010
1990	Ben Crenshaw	272/- 8		John Mahaffey Corey Pavin Nick Price	275	Colonial CC	Ft. Worth, TX	70/7,010
1989	Ian Baker-Finch	270/-10		David Edwards	274	Colonial CC	Ft. Worth, TX	70/7,096
Colonial National Invitation								
1988	Lanny Wadkins	270/-10		Mark Calcavecchia Ben Crenshaw Joey Sindelar	271	Colonial CC	Ft. Worth, TX	70/7,096
1987	Keith Clearwater	266/-14		Davis Love III	269	Colonial CC	Ft. Worth, TX	70/7,096
1986	Dan Pohl*	205/- 5		Payne Stewart	205	Colonial CC	Ft. Worth, TX	70/7,096
1985	Corey Pavin	266/-14		Bob Murphy	270	Colonial CC	Ft. Worth, TX	70/7,096
1984	Peter Jacobsen*	270/-10		Payne Stewart	270	Colonial CC	Ft. Worth, TX	70/7,096
1983	Jim Colbert*	278/- 2		Fuzzy Zoeller	278	Colonial CC	Ft. Worth, TX	70/7,096
1982	Jack Nicklaus	273/- 7		Andy North	276	Colonial CC	Ft. Worth, TX	70/7,096
1981	Fuzzy Zoeller	274/- 6		Hale Irwin	278	Colonial CC	Ft. Worth, TX	70/7,096
1980	Bruce Lietzke	271/- 9		Ben Crenshaw	272	Colonial CC	Ft. Worth, TX	70/7,096
1979	Al Geiberger	274		Don January Gene Littler	275	Colonial CC	Ft. Worth, TX	70/7,096
1978	Lee Trevino	268		Jerry Heard Jerry Pate	272	Colonial CC	Ft. Worth, TX	70/7,142
1977	Ben Crenshaw	272		John Schroeder	273	Colonial CC	Ft. Worth, TX	70/7,142
1976	Lee Trevino	273		Mike Morley	274	Colonial CC	Ft. Worth, TX	70/7,142
1974	Rod Curl	276		Jack Nicklaus	277	Colonial CC	Ft. Worth, TX	70/7,142
1973	Tom Weiskopf	276		Bruce Crampton Jerry Heard	277	Colonial CC	Ft. Worth, TX	70/7,142
Colonial National Invitational								
1972	Jerry Heard	275		Fred Marti	277	Colonial CC	Ft. Worth, TX	70/7,142
1971	Gene Littler	283		Bert Yancey	284	Colonial CC	Ft. Worth, TX	70/7,142
1970	Homero Blancas	273		Gene Littler	274	Colonial CC	Ft. Worth, TX	70/7,142

Continued on next page

Year	Winner *-Playoff	Score	FedExCup Points	Runners Up	Score	Course	Location	Par Yardage
1969	Gardner Dickinson	278		Lee Trevino Gary Player	279	Colonial CC	Ft. Worth, TX	70/7,142
Colonial National Invitational								
1968	Billy Casper	275		Gene Littler	280	Colonial CC	Ft. Worth, TX	70/7,021
1967	Dave Stockton	278		Charles Coody	280	Colonial CC	Ft. Worth, TX	70/7,021
1966	Bruce Devlin	280		R.H. Sikes	281	Colonial CC	Ft. Worth, TX	70/7,021
1965	Bruce Crampton	276		George Knudson	279	Colonial CC	Ft. Worth, TX	70/7,021
1964	Billy Casper	279		Tommy Jacobs	283	Colonial CC	Ft. Worth, TX	70/7,021
1963	Julius Boros	279		Gary Player	283	Colonial CC	Ft. Worth, TX	70/7,021
1962	Arnold Palmer*	281		Johnny Pott	281	Colonial CC	Ft. Worth, TX	70/7,021
1961	Doug Sanders	281		Kel Nagle	282	Colonial CC	Ft. Worth, TX	70/7,021
1960	Julius Boros	280		Gene Littler Kel Nagle	281	Colonial CC	Ft. Worth, TX	70/7,021
1959	Ben Hogan*	285		Fred Hawkins	285	Colonial CC	Ft. Worth, TX	70/7,021
Colonial National Invitational								
1958	Tommy Bolt	282		Ken Venturi	283	Colonial CC	Ft. Worth, TX	70/7,021
1957	Roberto De Vicenzo	284		Dick Mayer	285	Colonial CC	Ft. Worth, TX	70/7,021
1956	Mike Souchak	280		Tommy Bolt	281	Colonial CC	Ft. Worth, TX	70/7,035
1955	Chandler Harper	276		Dow Finsterwald	284	Colonial CC	Ft. Worth, TX	70/7,035
Colonial Invitational Tournament								
1954	Johnny Palmer	280		Fred Haas	282	Colonial CC	Ft. Worth, TX	70/7,035
1953	Ben Hogan	282		Doug Ford Cary Middlecoff	287	Colonial CC	Ft. Worth, TX	70/7,035
Colonial National Invitational								
1952	Ben Hogan	279		Lloyd Mangrum	283	Colonial CC	Ft. Worth, TX	70/7,035
1951	Cary Middlecoff	282		Jack Burke Jr.	283	Colonial CC	Ft. Worth, TX	70/7,035
Colonial Invitational								
1950	Sam Snead	277		Skip Alexander	280	Colonial CC	Ft. Worth, TX	70/7,035
1948	Clayton Heafner	272		Skip Alexander Ben Hogan	278	Colonial CC	Ft. Worth, TX	70/7,035
1947	Ben Hogan	279		Toney Penna	280	Colonial CC	Ft. Worth, TX	70/7,035
1946	Ben Hogan	279		Harry Todd	280	Colonial CC	Ft. Worth, TX	70/7,035

HP Byron Nelson Championship



Winner: Keegan Bradley
FedExCup Points: 500.00
\$1,170,000.00
66-71-72-68 277 (-3)

Irving, TX
May 26-29

FedExCup Points: 3,513

Purse: \$6,500,000

Course: TPC Four Seasons Resort | 35-35-70/ 7,166

Round 1	Round 2	Round 3
Jeff Overton - 64 (-6)	Sergio Garcia - 132 (-8)	Ryan Palmer - 205 (-5)
Ryan Palmer - 65 (-5)	Ryan Palmer - 132 (-8)	Sergio Garcia - 206 (-4)
Keegan Bradley - 66 (-4)	Tim Petrovic - 135 (-5)	Arjun Atwal - 207 (-3)
Sergio Garcia - 66 (-4)	Scott Piercy - 135 (-5)	Ryuji Imada - 207 (-3)
Dustin Johnson - 66 (-4)	Chad Collins - 136 (-4)	Matt Kuchar - 208 (-2)
Joe Ogilvie - 66 (-4)	Joe Ogilvie - 136 (-4)	Joe Ogilvie - 208 (-2)
Scott Piercy - 66 (-4)	Nick Watney - 136 (-4)	Gary Woodland - 208 (-2)
Jeff Quinney - 66 (-4)	Keegan Bradley - 137 (-3)	Keegan Bradley - 209 (-1)
Chris Riley - 66 (-4)		
Will Strickler - 66 (-4)		
Josh Teater - 66 (-4)		

Tournament Record:

261 - Rory Sabbatini (2009)

Current Course Record:

61 - TPC Las Colinas - Cameron Beckman (2010), Justin Leonard (2001), Charlie Rymer (1996), Billy Mayfair (1993)

Tournament Course Record:

60 - Arron Oberholser (2006) - Cottonwood Valley GC

Tournament Results

Pos	Player	Score				Total	FedExCup Points	Earnings
		Rnd1	Rnd2	Rnd3	Rnd4			
1	Keegan Bradley	66	71	72	68	277/-3	500.00	1,170,000.00
2	Ryan Palmer	65	67	73	72	277/-3	300.00	702,000.00
T3	Ryuji Imada	69	68	70	71	278/-2	162.50	377,000.00
T3	Joe Ogilvie	66	70	72	70	278/-2	162.50	377,000.00
5	Jason Day	72	71	69	67	279/-1	110.00	260,000.00
T6	Matt Kuchar	69	71	68	72	280/E	95.00	225,875.00
T6	John Rollins	68	70	71	71	280/E	95.00	225,875.00
T8	Arjun Atwal	68	72	67	74	281/1	72.50	169,000.00
T8	James Driscoll	70	71	74	66	281/1	72.50	169,000.00
T8	Jason Dufner	70	70	72	69	281/1	72.50	169,000.00
T8	Jeff Overton	64	74	71	72	281/1	72.50	169,000.00
T8	Rod Pampling	70	68	71	72	281/1	72.50	169,000.00
T8	Nick Watney	68	68	73	72	281/1	72.50	169,000.00
T14	Chad Collins	67	69	75	71	282/2	54.50	107,250.00
T14	Steve Flesch	70	69	71	72	282/2	54.50	107,250.00
T14	Harrison Frazar	71	72	71	68	282/2	54.50	107,250.00
T14	Brian Gay	71	72	69	70	282/2	54.50	107,250.00
T14	Hunter Haas	70	72	69	71	282/2	54.50	107,250.00
T14	Justin Hicks	70	69	76	67	282/2	54.50	107,250.00
T20	Robert Garrigus	70	69	75	69	283/3	48.50	70,416.67
T20	Charles Howell III	71	70	72	70	283/3	48.50	70,416.67
T20	Brandt Jobe	67	72	72	72	283/3	48.50	70,416.67
T20	Dustin Johnson	66	75	69	73	283/3	48.50	70,416.67
T20	Sergio Garcia	66	66	74	77	283/3	48.50	70,416.66
T20	Tim Petrovic	69	66	74	74	283/3	48.50	70,416.66
26	Scott Piercy	66	69	74	75	284/4	45.00	52,000.00
T27	J.J. Henry	69	72	72	72	285/5	42.00	46,150.00
T27	Fredrik Jacobson	70	73	70	72	285/5	42.00	46,150.00
T27	Jerry Kelly	67	71	75	72	285/5	42.00	46,150.00
T27	Billy Mayfair	72	70	74	69	285/5	42.00	46,150.00
T27	Vijay Singh	68	73	69	75	285/5	42.00	46,150.00
T32	Ricky Barnes	67	72	75	72	286/6	35.50	35,192.86
T32	William McGirt	69	71	74	72	286/6	35.50	35,192.86

Continued on next page

Pos	Player	Score				Total	FedExCup Points	Earnings
		Rnd1	Rnd2	Rnd3	Rnd4			
T32	George McNeill	69	74	73	70	286/6	35.50	35,192.86
T32	Michael Putnam	67	72	75	72	286/6	35.50	35,192.86
T32	Will Strickler	66	76	76	68	286/6	35.50	35,192.86
T32	Chris DiMarco	70	67	75	74	286/6	35.50	35,192.85
T32	Brett Wetterich	69	69	72	76	286/6	35.50	35,192.85
T32	Jordan Spieth - a	69	68	72	77	286/6		
T40	Chad Campbell	69	74	71	73	287/7	29.00	26,650.00
T40	K.J. Choi	71	71	74	71	287/7	29.00	26,650.00
T40	Carl Pettersson	70	69	76	72	287/7	29.00	26,650.00
T40	D.A. Points	68	75	71	73	287/7	29.00	26,650.00
T40	Vaughn Taylor	67	73	70	77	287/7	29.00	26,650.00
T45	Greg Chalmers	73	70	75	70	288/8	24.50	20,800.00
T45	Scott Gordon	70	71	72	75	288/8	24.50	20,800.00
T45	Garth Mulroy	67	74	73	74	288/8	24.50	20,800.00
T45	Chris Riley	66	71	73	78	288/8	24.50	20,800.00
T49	Michael Bradley	68	73	73	75	289/9	19.50	16,336.67
T49	Robert Gamez	68	72	74	75	289/9	19.50	16,336.67
T49	Tim Herron	68	75	74	72	289/9	19.50	16,336.67
T49	Scott McCarron	69	73	76	71	289/9	19.50	16,336.67
T49	Fran Quinn	69	70	73	77	289/9	19.50	16,336.66
T49	Gary Woodland	69	71	68	81	289/9	19.50	16,336.66
T55	Michael Connell	71	70	74	75	290/10	14.00	14,820.00
T55	Martin Piller	68	72	75	75	290/10	14.00	14,820.00
T55	Ted Purdy	68	71	76	75	290/10	14.00	14,820.00
T55	Paul Stankowski	69	70	80	71	290/10	14.00	14,820.00
T55	Kyle Stanley	70	70	73	77	290/10	14.00	14,820.00
T60	Rich Beem	73	70	75	73	291/11	10.00	14,300.00
T60	Steven Bowditch	75	65	80	71	291/11	10.00	14,300.00
T60	D.J. Trahan	72	70	77	72	291/11	10.00	14,300.00
T63	Ben Crane	71	71	74	76	292/12	6.00	13,780.00
T63	Kevin Kisner	72	69	75	76	292/12	6.00	13,780.00
T63	Zack Miller	67	74	73	78	292/12	6.00	13,780.00
T63	Alex Prugh	71	72	72	77	292/12	6.00	13,780.00
T63	Jeff Quinney	66	75	72	79	292/12	6.00	13,780.00
T68	Anthony Kim	72	71	76	74	293/13	2.00	13,260.00
T68	Alexandre Rocha	71	70	78	74	293/13	2.00	13,260.00
T68	Josh Teater	66	71	76	80	293/13	2.00	13,260.00
71	Cameron Percy	71	72	75	77	295/15	.98	13,000.00
72	Tag Ridings	70	73	81	74	298/18	.96	12,870.00
73	Tommy Gainey	72	71	76	80	299/19	.94	12,740.00
74	Tom Gillis	69	72	80	80	301/21	.92	12,610.00

The following players failed to complete the tournament: **CUT** – Blake Adams, Woody Austin, Joseph Bramlett, Bob Estes, Todd Fischer, Andres Gonzales, Jim Herman, Sunghoon Kang, Jarrod Lyle, Ben Martin, John Senden, Chris Stroud, Duffy Waldorf, Mike Weir, Briny Baird, Shane Bertsch, Colt Knost, John Mallinger, Shaun Micheel, Bryce Molder, Michael Thompson, Chris Tidland, Charlie Wi, Kevin Chappell, Joe Durant, Kent Jones, David Mathis, Parker McLachlin, Matt McQuillan, John Merrick, Nick O'Hern, Chez Reavie, Michael Sim, Heath Slocum, Jimmy Walker, Dean Wilson, Robert Allenby, Scott Gutschewski, J.P. Hayes, David Hearn, Marc Leishman, Justin Leonard, Andres Romero, Scott Verplank, Charles Warren, Chris Baryla, Brian Davis, Nathan Green, Charley Hoffman, Bio Kim, Michael Letzig, Sean O'Hair, Nate Smith, Sam Smith, Matt Weibring, Garrett Willis, Matt Bettencourt, Kris Blanks, Martin Flores, Aron Price, Jim Renner, Cameron Tringale, Cameron Beckman, Steve Elkington, Richard S Johnson, Jerod Turner, Fabian Gomez, Todd Hamilton, Rory Sabbatini, Lee Janzen, Stephen Ames, Bobby Gates, Billy Horschel, Derek Lamely, Scott Stallings, Troy Matteson, Daniel Summerhays, D.J. Brigman, Rick Woodson ; **W/D** – Jeff Maggert, Alex Cejka ; **DQ** – Chris Kirk ;

Tournament History

Year	Winner *-Playoff	Score	FedExCup Points	Runners Up	Score	Course	Location	Par Yardage
HP Byron Nelson Championship								
2011	Keegan Bradley*	277/- 3	500.00	Ryan Palmer	277	TPC Four Seasons Resort	Irving, TX	70/7,166
2010	Jason Day	270/-10	500.00	Blake Adams Brian Gay Jeff Overton	272	TPC Four Seasons Resort	Irving, TX	70/7,166
2009	Rory Sabbatini	261/-19	500.00	Brian Davis	263	TPC Four Seasons Resort	Irving, TX	70/7,166
EDS Byron Nelson Championship								
2008	Adam Scott*	273/- 7	4, 500	Ryan Moore	273	TPC Four Seasons Resort	Irving, TX	70/7,166
2007	Scott Verplank	267/-13	4, 500	Luke Donald	268	TPC Four Seasons Resort	Irving, TX	70/7,022
						Cottonwood Valley GC	Irving, TX	70/7,030
2006	Brett Wetterich	268/-12		Trevor Immelman	269	TPC Four Seasons Resort	Irving, TX	70/7,052

Continued on next page

Year	Winner *-Playoff	Score	FedExCup Points	Runners Up	Score	Course	Location	Par Yardage
2005	Ted Purdy	265/-15		Sean O'Hair	266	Cottonwood Valley GC TPC Four Seasons Resort	Irving, TX Irving, TX	70/6,871 70/7,016
2004	Sergio Garcia*	270/-10		Robert Damron Dudley Hart	270	Cottonwood Valley GC TPC Four Seasons Resort	Irving, TX Irving, TX	70/6,861 70/7,016
2003	Vijay Singh	265/-15		Nick Price	267	Cottonwood Valley GC TPC Four Seasons Resort	Irving, TX Irving, TX	70/6,847 70/7,017
Verizon Byron Nelson Classic								
2002	Shigeki Maruyama	266/-14		Ben Crane	268	Cottonwood Valley GC TPC Four Seasons Resort	Irving, TX Irving, TX	70/6,846 70/7,017
2001	Robert Damron*	263/-17		Scott Verplank	263	Cottonwood Valley GC TPC Four Seasons Resort	Irving, TX Irving, TX	70/6,846 70/7,017
GTE Byron Nelson Classic								
2000	Jesper Parnevik*	269/-11		Davis Love III Phil Mickelson	269	Cottonwood Valley GC TPC Four Seasons Resort	Irving, TX Irving, TX	70/6,846 70/6,994
1999	Loren Roberts*	262/-18		Steve Pate	262	Cottonwood Valley GC TPC Four Seasons Resort	Irving, TX Irving, TX	70/6,846 70/6,899
GTE Byron Nelson Golf Classic								
1998	John Cook	265/-15		Fred Couples Harrison Frazar Hal Sutton	268	Cottonwood Valley GC TPC Four Seasons Resort	Irving, TX Irving, TX	70/6,846 70/6,899
1997	Tiger Woods	263/-17		Lee Rinker	265	Cottonwood Valley GC TPC Four Seasons Resort	Irving, TX Irving, TX	70/6,846 70/6,899
1996	Phil Mickelson	265/-15		Craig Parry	267	Cottonwood Valley GC TPC Four Seasons Resort	Irving, TX Irving, TX	70/6,742 70/6,862
1995	Ernie Els	263/-17		Robin Freeman Mike Heinen D.A. Weibring	266	Cottonwood Valley GC TPC Four Seasons Resort	Irving, TX Irving, TX	70/6,742 70/6,862
1994	Neal Lancaster*	132/- 9		Tom Byrum Mark Carnevale David Edwards Yoshinori Mizumaki David Ogrin	132	Cottonwood Valley GC TPC Las Colinas	Irving, TX Irving, TX	71/6,862 70/6,742
1993	Scott Simpson	270/-10		Billy Mayfair Corey Pavin D.A. Weibring	271	TPC Las Colinas	Irving, TX	70/6,742
1992	Billy Ray Brown*	199/-11		Ben Crenshaw Raymond Floyd Bruce Lietzke	199	TPC Las Colinas	Irving, TX	70/6,850
1991	Nick Price	270/-10		Craig Stadler	271	TPC Las Colinas	Irving, TX	70/6,850
1990	Payne Stewart	202/- 8		Lanny Wadkins	204	TPC Las Colinas	Irving, TX	70/6,850
1989	Jodie Mudd*	265/-15		Larry Nelson	265	TPC Las Colinas	Irving, TX	70/6,767
1988	Bruce Lietzke*	271/- 9		Clarence Rose	271	TPC Las Colinas	Irving, TX	70/6,767
Byron Nelson Golf Classic								
1987	Fred Couples*	266/-14		Mark Calcavecchia	266	TPC Las Colinas	Irving, TX	70/6,767
1986	Andy Bean	269/-11		Mark Wiebe	270	TPC Las Colinas	Irving, TX	70/6,767
1985	Bob Eastwood*	272/-12		Payne Stewart	272	Las Colinas Sports Club	Irving, TX	71/6,982
1984	Craig Stadler	276/- 8		David Edwards	277	Las Colinas Sports Club	Irving, TX	71/6,982
1983	Ben Crenshaw	273/-11		Brad Bryant Hal Sutton	274	Las Colinas Sports Club	Irving, TX	71/6,982
1982	Bob Gilder	266/-14		Curtis Strange	271	PRESTON TRAIL GC	Dallas, TX	70/6,993
1981	Bruce Lietzke*	281/+ 1		Tom Watson	281	Preston Trail GC	Dallas, TX	70/6,993
1980	Tom Watson	274/- 6		Bill Rogers	275	Preston Trail GC	Dallas, TX	70/6,993
1979	Tom Watson*	275		Bill Rogers	275	Preston Trail GC	Dallas, TX	70/6,993
1978	Tom Watson	272		Lee Trevino	273	Preston Trail GC	Dallas, TX	70/6,993
1977	Raymond Floyd	276		Ben Crenshaw	278	Preston Trail GC	Dallas, TX	70/6,993
1976	Mark Hayes	273		Don Bies	275	Preston Trail GC	Dallas, TX	70/6,993
1975	Tom Watson	269		Bob E. Smith	271	Preston Trail GC	Dallas, TX	70/6,993
1974	Bud Allin	269		Homero Blancas Charles Coody Lee Trevino Tom Watson	273	Preston Trail GC	Dallas, TX	70/6,993
1973	Lanny Wadkins*	277		Dan Sikes	277	Preston Trail GC	Dallas, TX	70/6,993
1972	Chi Chi Rodriguez*	273		Billy Casper	273	Preston Trail GC	Dallas, TX	70/6,993
1971	Jack Nicklaus	274		Frank Beard Jerry McGee	276	Preston Trail GC	Dallas, TX	70/6,993
1970	Jack Nicklaus*	274		Arnold Palmer	274	Preston Trail GC	Dallas, TX	70/6,993
1969	Bruce Devlin	277		Frank Beard Bruce Crampton	278	Preston Trail GC	Dallas, TX	70/6,993
1968	Miller Barber	270		Kermit Zarley	271	Preston Trail GC	Dallas, TX	70/6,993
Dallas Open Invitational								

Continued on next page

Year	Winner *-Playoff	Score	FedExCup Points	Runners Up	Score	Course	Location	Par Yardage
1967	Bert Yancey	274		Roberto De Vincenzo Kermit Zarley	275	Oak Cliff CC	Dallas, TX	71/6,836
1966	Roberto De Vincenzo	276		Joe Campbell Raymond Floyd Harold Henning	277	Oak Cliff CC	Dallas, TX	71/6,836
1964	Charles Coody	271		Jerry Edwards	272	Oak Cliff CC	Dallas, TX	71/6,836
1962	Billy Maxwell	277		Johnny Pott	281	Oak Cliff CC	Dallas, TX	71/6,836
1961	Earl Stewart	278		Gay Brewer Arnold Palmer Doug Sanders	279	Oak Cliff CC	Dallas, TX	71/6,836
1960	Johnny Pott*	275		Ted Kroll Bo Wininger	275	Oak Cliff CC	Dallas, TX	71/6,836
1959	Julius Boros	274		Dow Finsterwald Earl Stewart Bo Wininger	275	Oak Cliff CC	Dallas, TX	71/6,836
1958	Sam Snead*	272		Julius Boros John McMullen Gary Player	272	Oak Cliff CC	Dallas, TX	71/6,836
1957	Sam Snead	264		Bob Inman Billy Maxwell Cary Middlecoff	274	Glen Lakes CC	Dallas, TX	N/A
Dallas Centennial Open								
1956	Don January	268		Dow Finsterwald Doug Ford	269	Preston Hollow CC	Dallas, TX	N/A
Texas International Open								
1956	Peter Thomson*	267		Gene Littler Cary Middlecoff	267	Preston Hollow CC	Dallas, TX	N/A
Dallas Invitational								
1946	Ben Hogan	284		Herman Keiser Paul Runyan	286	Brook Hollow CC	Dallas, TX	N/A
Dallas Open								
1945	Sam Snead	276		Harold McSpaden	280	Dallas CC	Dallas, TX	N/A
Texas Victory Open								
1944	Byron Nelson	276		Harold McSpaden	286	Lakewood CC	Dallas, TX	N/A

the Memorial Tournament presented by Nationwide Insurance



Winner: Steve Stricker
FedExCup Points: 500.00
\$1,116,000.00
68-67-69-68 272 (-16)

Dublin, OH
June 02-05

FedExCup Points: 3,513

Purse: \$6,200,000

Course: Muirfield Village GC | 36-36-72/ 7,352

Round 1	Round 2	Round 3
Rory McIlroy - 66 (-6)	Steve Stricker - 135 (-9)	Steve Stricker - 204 (-12)
Chris Riley - 66 (-6)	Ricky Barnes - 138 (-6)	Jonathan Byrd - 207 (-9)
Chris DiMarco - 67 (-5)	Jonathan Byrd - 138 (-6)	Brandt Jobe - 208 (-8)
Josh Teater - 67 (-5)	Rory McIlroy - 138 (-6)	Matt Kuchar - 208 (-8)
Ricky Barnes - 68 (-4)	Rod Pampling - 138 (-6)	Rory McIlroy - 209 (-7)
Matt Bettencourt - 68 (-4)		Shaun Micheel - 209 (-7)
Stewart Cink - 68 (-4)		Mark Wilson - 209 (-7)
Rickie Fowler - 68 (-4)		
Dustin Johnson - 68 (-4)		
Rocco Mediate - 68 (-4)		
Bryce Molder - 68 (-4)		
Scott Stallings - 68 (-4)		
Steve Stricker - 68 (-4)		

Cut: 73 players at 1-over-par 145 from a field of 119 professionals and one amateur.

Weather: Thursday: Sunny and pleasant. High of 76. Winds N at 5-10 mph. Friday: Mostly cloudy, with a high of 72. Winds E at 5-10 mph. Saturday: Partly cloudy, with a high of 87. Winds WSW at 10-15 mph gusting to 20 mph. Sunday: Partly cloudy, with a high of 84. Winds N at 5-10 mph. Overnight, .03 inches of rain fell. Play was suspended at 4:22 p.m. due to a dangerous weather situation, with 14 players still on the course. Play resumed at 6:56 p.m. for a total delay of 2 hours, 34 minutes.

Tournament Record:
268 - Tom Lehman (1994)

Current Course Record:
61 - Muirfield Village GC - John Huston (1996)

World No. 1 **Luke Donald** took over the lead in the FedExCup standings for the first time in his career with a tie for seventh at the 2011 Memorial Tournament, surpassing **Bubba Watson** by 21 points. Donald and **Tiger Woods** are the only players to have the distinction of being No. 1 in the FedExCup standings and No. 1 in the Official World Golf Ranking at the same time.

Steve Stricker (2011 Memorial Tournament), **Rocco Mediate** (2010 Frys.com Open), **Jonathan Byrd** (2010 Justin Timberlake Shriners Hospitals for Children Open) and **Richard S. Johnson** (2008 U.S. Bank Championship in Milwaukee) are the last four players on the PGA TOUR to make an ace during a tournament and go on to win.

In the second round, **Steve Stricker** aced No. 8 with a 6-iron from 188 yards, the second of his career on TOUR (1997 Phoenix Open/No. 16/fourth round). The hole-in-one was the fifth on the eighth hole at the Memorial.

Following his second-round ace, **Steve Stricker** recorded an eagle-2 on the 442-yard second hole in the third round, followed with an eagle-3 on the 529-yard fifth hole. He is the 13th player since 1983 to record eagles on a par-3, par-4 and par-5 in the same week (in stroke play events on TOUR). It was the first time in Memorial Tournament history. **Rocco Mediate** was the last to accomplish the feat at the 2010 Frys.com Open.

Steve Stricker (44 years, 3 months, 13 days) is the seventh player over the age of 40 to win the Memorial Tournament. **Kenny Perry** (47 years, 9 months, 22

days/2007) is the oldest winner of the Memorial Tournament.

Steve Stricker was the only player in the 2011 Memorial Tournament field to post all four rounds in the 60s (68-67-69-68), and the ninth player in tournament history to do so. The last player to record four rounds in the 60s at the Memorial was **Bart Bryant** on his way to victory in 2005 (69-69-66-68).

Steve Stricker's scoring average on the front nine en route to victory at the 2011 Memorial Tournament was 31.00. He was a total of 16-under par for the week on the first nine holes.

Matt Kuchar (tied for second) has posted top-10 finishes in his last four starts at the Memorial (tied for second in 2011, tied for eighth in 2010, tied for fifth in 2009 and tied for 10th in 2008). He has seven career starts at Muirfield Village Golf Club.

Rickie Fowler led the 2011 Memorial Tournament field with 26 birdies.

Jim Furyk missed his first cut at the Memorial Tournament in 16 career starts, in 2011. Furyk won at Muirfield Village Golf Club in 2002 and has six top-10 finishes.

Three-time Memorial Tournament champion **Kenny Perry** missed the cut in 2011 for the first time since 1993, snapping his streak of made cuts at the event at 17. **Stewart Cink** now has the active longest made cut streak at the Memorial, at 14.

Tournament Results

Pos	Player	Score					FedExCup Points	Earnings
		Rnd1	Rnd2	Rnd3	Rnd4	Total		
1	Steve Stricker	68	67	69	68	272/-16	500.00	1,116,000.00
T2	Brandt Jobe	71	68	69	65	273/-15	245.00	545,600.00

Continued on next page

Pos	Player	Score				Total	FedExCup Points	Earnings
		Rnd1	Rnd2	Rnd3	Rnd4			
T2	Matt Kuchar	69	71	68	65	273/-15	245.00	545,600.00
4	Dustin Johnson	68	73	70	65	276/-12	135.00	297,600.00
5	Rory McIlroy	66	72	71	68	277/-11		248,000.00
6	Gary Woodland	72	69	69	68	278/-10	100.00	223,200.00
T7	Luke Donald	70	69	73	68	280/-8	77.50	174,116.67
T7	John Senden	71	70	71	68	280/-8	77.50	174,116.67
T7	Webb Simpson	72	70	70	68	280/-8	77.50	174,116.67
T7	Kevin Streelman	74	68	72	66	280/-8	77.50	174,116.67
T7	Jonathan Byrd	71	67	69	73	280/-8	77.50	174,116.66
T7	Mark Wilson	70	73	66	71	280/-8	77.50	174,116.66
T13	Ben Curtis	70	75	69	67	281/-7	56.40	112,840.00
T13	Hunter Mahan	69	72	69	71	281/-7	56.40	112,840.00
T13	Phil Mickelson	72	70	72	67	281/-7	56.40	112,840.00
T13	Bo Van Pelt	72	70	72	67	281/-7	56.40	112,840.00
T13	Brett Wetterich	70	71	70	70	281/-7	56.40	112,840.00
T18	Ricky Barnes	68	70	74	70	282/-6	52.50	89,900.00
T18	Brian Davis	73	71	70	68	282/-6	52.50	89,900.00
T20	D.A. Points	71	72	72	68	283/-5	50.50	77,500.00
T20	Scott Stallings	68	76	68	71	283/-5	50.50	77,500.00
T22	Angel Cabrera	70	73	71	70	284/-4	45.50	54,405.00
T22	K.J. Choi	70	73	73	68	284/-4	45.50	54,405.00
T22	Rickie Fowler	68	73	74	69	284/-4	45.50	54,405.00
T22	Charles Howell III	72	70	70	72	284/-4	45.50	54,405.00
T22	Shaun Micheel	69	73	67	75	284/-4	45.50	54,405.00
T22	Ryan Moore	69	70	75	70	284/-4	45.50	54,405.00
T22	Charl Schwartzel	72	71	70	71	284/-4	45.50	54,405.00
T22	Kevin Stadler	71	68	75	70	284/-4	45.50	54,405.00
T30	Bryce Molder	68	73	76	68	285/-3	38.00	36,845.72
T30	Pat Perez	71	74	73	67	285/-3	38.00	36,845.72
T30	Chris Riley	66	75	77	67	285/-3	38.00	36,845.72
T30	Stewart Cink	68	73	74	70	285/-3	38.00	36,845.71
T30	Troy Matteson	73	69	68	75	285/-3	38.00	36,845.71
T30	Zack Miller	72	73	70	70	285/-3	38.00	36,845.71
T30	Camilo Villegas	73	69	71	72	285/-3	38.00	36,845.71
T37	Blake Adams	71	73	72	70	286/-2	32.00	27,900.00
T37	Kevin Chappell	69	73	68	76	286/-2	32.00	27,900.00
T37	Davis Love III	69	73	72	72	286/-2	32.00	27,900.00
T37	Vijay Singh	73	72	76	65	286/-2	32.00	27,900.00
T37	Kyle Stanley	72	73	71	70	286/-2	32.00	27,900.00
T42	Charley Hoffman	69	74	75	69	287/-1	28.00	22,940.00
T42	Scott Piercy	75	67	69	76	287/-1	28.00	22,940.00
T42	Bubba Watson	75	69	71	72	287/-1	28.00	22,940.00
T45	Aaron Baddeley	71	68	75	74	288/E	23.50	17,732.00
T45	Bill Haas	71	71	74	72	288/E	23.50	17,732.00
T45	J.J. Henry	70	75	69	74	288/E	23.50	17,732.00
T45	Ryuji Imada	71	70	77	70	288/E	23.50	17,732.00
T45	Josh Teater	67	72	77	72	288/E	23.50	17,732.00
T45	Drew Weaver	71	70	75	72	288/E		17,732.00
T51	Arjun Atwal	73	71	74	71	289/1	15.50	14,284.80
T51	Matt Bettencourt	68	72	75	74	289/1	15.50	14,284.80
T51	Jason Bohn	70	71	76	72	289/1	15.50	14,284.80
T51	Chris Couch	70	73	76	70	289/1	15.50	14,284.80
T51	Chris DiMarco	67	77	74	71	289/1	15.50	14,284.80
T51	J.B. Holmes	72	72	72	73	289/1	15.50	14,284.80
T51	Rocco Mediate	68	76	72	73	289/1	15.50	14,284.80
T51	Nick O'Hern	73	72	70	74	289/1	15.50	14,284.80
T51	Rod Pampling	72	66	72	79	289/1	15.50	14,284.80
T51	Brendan Steele	70	71	76	72	289/1	15.50	14,284.80
61	Ernie Els	71	73	75	71	290/2	10.00	13,392.00
62	Marc Leishman	73	71	66	81	291/3	9.00	13,392.00
T63	Brendon de Jonge	71	73	73	75	292/4	5.00	12,896.00
T63	Robert Karlsson	74	71	76	71	292/4	5.00	12,896.00
T63	Edoardo Molinari	72	69	76	75	292/4		12,896.00
T63	Chez Reavie	75	69	73	75	292/4	5.00	12,896.00
T63	Daniel Summerhays	72	71	80	69	292/4	5.00	12,896.00
T63	Johnson Wagner	71	74	77	70	292/4	5.00	12,896.00
T63	Charlie Wi	73	72	73	74	292/4	5.00	12,896.00
70	David Duval	72	73	75	76	296/8	1.00	12,400.00
T71	Alex Cejka	71	72	74	80	297/9	.96	12,152.00
T71	Robert Garrigus	69	75	74	79	297/9	.96	12,152.00
T71	Justin Leonard	73	72	79	73	297/9	.96	12,152.00

The following players failed to complete the tournament: **CUT** – Thomas Aiken, Robert Allenby, Colt Knost, Martin Laird, Steve Marino, Sean O'Hair, Tim Petrovic, Alex Prugh, Justin Rose, Henrik Stenson, Cameron Tringale, Tom Gillis, Tim Herron, Chris Kirk, Scott McCarron, Jeff Overton, Jhonattan Vegas, Jimmy Walker, Keegan Bradley, Tommy Gainey, Trevor Immelman, Spencer Levin, Billy Mayfair, Seung-yul Noh, Ryan Palmer, Vaughn Taylor, Bobby Gates, Jerry Kelly, Carl Pettersson, Stuart Appleby, Todd Hamilton, Kenny Perry, Roland Thatcher, Fred Couples, Lucas Glover, Hunter Haas, Jim Furyk, Brett Quigley, Eugene Wong, Kris Blanks, Matt Jones, Mike Weir, Jin Jeong ; **W/D** – Bill Lunde, D.J. Trahan, Derek Lamely ; **DQ** – Joost Luiten ;

Tournament History

Year	Winner *-Playoff	Score	FedExCup Points	Runners Up	Score	Course	Location	Par Yardage
the Memorial Tournament presented by Nationwide Insurance								
2011	Steve Stricker	272/-16	500.00	Brandt Jobe Matt Kuchar	273	Muirfield Village GC	Dublin, OH	72/7,352
2010	Justin Rose	270/-18	500.00	Rickie Fowler	273	Muirfield Village GC	Dublin, OH	72/7,366
the Memorial Tournament								
2009	Tiger Woods	276/-12	500.00	Jim Furyk	277	Muirfield Village GC	Dublin, OH	72/7,366
the Memorial Tournament presented by Morgan Stanley								
2008	Kenny Perry	280/- 8	4, 500	Mathew Goggin Jerry Kelly Justin Rose Mike Weir	282	Muirfield Village GC	Dublin, OH	72/7,366
2007	K.J. Choi	271/-17	4, 500	Ryan Moore	272	Muirfield Village GC	Dublin, OH	72/7,366
the Memorial Tournament								
2006	Carl Pettersson	276/-12		Zach Johnson Brett Wetterich	278	Muirfield Village GC	Dublin, OH	72/7,337
2005	Bart Bryant	272/-16		Fred Couples	273	Muirfield Village GC	Dublin, OH	72/7,300
2004	Ernie Els	270/-18		Fred Couples	274	Muirfield Village GC	Dublin, OH	72/7,265
2003	Kenny Perry	275/-13		Lee Janzen	277	Muirfield Village GC	Dublin, OH	72/7,265
Memorial Tournament								
2002	Jim Furyk	274/-14		John Cook David Peoples	276	Muirfield Village GC	Dublin, OH	72/7,224
2001	Tiger Woods	271/-17		Paul Azinger Sergio Garcia	278	Muirfield Village GC	Dublin, OH	72/7,221
2000	Tiger Woods	269/-19		Ernie Els Justin Leonard	274	Muirfield Village GC	Dublin, OH	72/7,193
1999	Tiger Woods	273/-15		Vijay Singh	275	Muirfield Village GC	Dublin, OH	72/7,163
1998	Fred Couples	271/-17		Andrew Magee	275	Muirfield Village GC	Dublin, OH	72/7,163
1997	Vijay Singh	202/-14		Jim Furyk Greg Norman	204	Muirfield Village GC	Dublin, OH	72/7,163
1996	Tom Watson	274/-14		David Duval	276	Muirfield Village GC	Dublin, OH	72/7,104
1995	Greg Norman	269/-19		Mark Calcavecchia David Duval Steve Elkington	273	Muirfield Village GC	Dublin, OH	72/7,104
1994	Tom Lehman	268/-20		Greg Norman	273	Muirfield Village GC	Dublin, OH	72/7,104
1993	Paul Azinger	274/-14		Corey Pavin	275	Muirfield Village GC	Dublin, OH	72/7,104
1992	David Edwards*	273/-15		Rick Fehr	273	Muirfield Village GC	Dublin, OH	72/7,104
1991	Kenny Perry*	273/-15		Hale Irwin	273	Muirfield Village GC	Dublin, OH	72/7,104
1990	Greg Norman	216/ E		Payne Stewart	217	Muirfield Village GC	Dublin, OH	72/7,104
1989	Bob Tway	277/-11		Fuzzy Zoeller	279	Muirfield Village GC	Dublin, OH	72/7,104
1988	Curtis Strange	274/-14		David Frost Hale Irwin	276	Muirfield Village GC	Dublin, OH	72/7,104
1987	Don Pooley	272/-16		Curt Byrum	275	Muirfield Village GC	Dublin, OH	72/7,104
1986	Hal Sutton	271/-17		Don Pooley	275	Muirfield Village GC	Dublin, OH	72/7,106
1985	Hale Irwin	281/- 7		Lanny Wadkins	282	Muirfield Village GC	Dublin, OH	72/7,106
1984	Jack Nicklaus*	280/- 8		Andy Bean	280	Muirfield Village GC	Dublin, OH	72/7,116
1983	Hale Irwin	281/- 7		Ben Crenshaw David Graham	282	Muirfield Village GC	Dublin, OH	72/7,116
1982	Raymond Floyd	281/- 7		Peter Jacobsen Wayne Levi Roger Maltbie Gil Morgan	283	Muirfield Village GC	Dublin, OH	72/7,116
1981	Keith Fergus	284/- 4		Jack Renner	285	Muirfield Village GC	Dublin, OH	72/7,116
1980	David Graham	280/- 8		Tom Watson	281	Muirfield Village GC	Dublin, OH	72/7,116
1979	Tom Watson	285		Miller Barber	288	Muirfield Village GC	Dublin, OH	72/7,101
1978	Jim Simons	284		Billy Kratzert	285	Muirfield Village GC	Dublin, OH	72/7,101
1977	Jack Nicklaus	281		Hubert Green	283	Muirfield Village GC	Dublin, OH	72/7,101
1976	Roger Maltbie*	288		Hale Irwin	288	Muirfield Village GC	Dublin, OH	72/7,027



FedEx St. Jude Classic



Winner: Harrison Frazar
 FedExCup Points: 500.00
 \$1,008,000.00
 71-65-64-67 267 (-13)

Memphis, TN
June 09-12

FedExCup Points: 3,513

Purse: \$5,600,000

Course: TPC Southwind | 35-35-70/ 7,239

Round 1	Round 2	Round 3
David Mathis - 65 (-5)	Robert Karlsson - 131 (-9)	Robert Karlsson - 199 (-11)
Kris Blanks - 66 (-4)	Keegan Bradley - 134 (-6)	Harrison Frazar - 200 (-10)
Robert Karlsson - 66 (-4)	Colt Knost - 134 (-6)	John Merrick - 202 (-8)
Kevin Kisner - 66 (-4)	John Merrick - 135 (-5)	Retief Goosen - 203 (-7)
Colt Knost - 66 (-4)	Harrison Frazar - 136 (-4)	Keegan Bradley - 204 (-6)
John Merrick - 66 (-4)	Fredrik Jacobson - 136 (-4)	Fredrik Jacobson - 204 (-6)
Harrison Frazar - 71 (1)		

Cut: 83 players at 2-over-par 142 from a field of 153 professionals and three amateurs. 72 professionals made the 54-hole cut at 4-over par.

Weather: Thursday: Sunny and hot, with an afternoon high of 94. SSE winds at 4-8 mph. Friday: Sunny and hot, with an afternoon high of 93. SSE winds at 5-8 mph. Saturday: Sunny and hot, with an afternoon high of 92. Winds WSW at 8-12 mph. Sunday: Partly cloudy, with an afternoon high of 93. Winds NNW at 8-12 mph.

Tournament Record:

258 - John Cook (1996)

Current Course Record:

61 - TPC Southwind - Bob Estes (2001), Jay Delsing (1993)

Tournament Course Record:

59 - Al Geiberger (1977) - Colonial CC (South)

Harrison Frazar, the 2011 champion, shot a 1-over 71 Thursday, which was the first over-par opening round by an eventual champion since **Woody Austin** opened with a 72 in 2007.

Harrison Frazar became the first player since **Dicky Pride** (1994) to make the FedEx St. Jude Classic his first PGA TOUR. Frazar was the sixth first-time winner in tournament history.

After eventual 2011 champion **Harrison Frazar's** approach shot to No. 18 found the water in regulation, he was able to salvage a bogey and force a playoff with **Robert Karlsson**. Frazar became the first player to bogey No. 18 in the final round and go on to win the FedEx St. Jude Classic since **Justin Leonard** in 2005. Frazar and Leonard are the only two winners of the FedEx St. Jude Classic to bogey No. 18 in the final round since the event moved to TPC Southwind in 1989.

The 2011 playoff between **Harrison Frazar** and **Robert Karlsson**, won by Frazar on the third extra hole with a par, was the 14th playoff in the history of the FedEx St. Jude Classic.

The 2011 FedEx St. Jude Classic marked just the third time the event has been decided in a playoff in back-to-back years. **Don Whitt** and **Tommy Bolt** were playoff winners in 1959 and 1960, respectively, **Andy Bean** and **Gil Morgan**

won in overtime in 1978 and 1979, respectively. **Lee Westwood** won the longest sudden-death playoff in tournament history in 2010 over **Robert Karlsson** and **Robert Garrigus**.

Robert Karlsson posted four rounds in the 60s for the second year in a row but fell in a playoff for the second consecutive year. In eight rounds at TPC Southwind, Karlsson is a combined 23-under, and his highest score is a 1-under 69 in the final round in 2010.

Robert Karlsson joined **Gene Littler** and **Hal Sutton** as the only players to compete in two playoffs at the FedEx St. Jude Classic. Like Karlsson, Littler went 0-2 in 1960 and 1962 while Sutton went 1-1, winning a playoff over **David Ogrin** in 1985 and falling to **Dicky Pride** in 1994.

In 2011, **Robert Karlsson** became the first player to finish runner-up in consecutive years at the FedEx St. Jude Classic in the tournament's 54-year history.

Two-time FedEx St. Jude Classic champion **David Toms** missed the cut at the 2011 FedEx St. Jude Classic for the first time since 1994, a span of 16 years. His 15 consecutive made cuts are a tournament record.

Defending champion **Lee Westwood** tied for 11th at the 2011 FedEx St. Jude Classic, posting a final-round 66.

Tournament Results

Pos	Player	Score					FedExCup Points	Earnings
		Rnd1	Rnd2	Rnd3	Rnd4	Total		
1	Harrison Frazar	71	65	64	67	267/-13	500.00	1,008,000.00
2	Robert Karlsson	66	65	68	68	267/-13	300.00	604,800.00
T3	Retief Goosen	68	71	64	69	272/-8	125.00	252,560.00
T3	Tim Herron	73	65	69	65	272/-8	125.00	252,560.00

Continued on next page

Pos	Player	Score				Total	FedExCup Points	Earnings
		Rnd1	Rnd2	Rnd3	Rnd4			
T3	Charles Howell III	72	67	67	66	272/-8	125.00	252,560.00
T3	Ryuji Imada	70	68	68	66	272/-8	125.00	252,560.00
T3	Camilo Villegas	69	69	70	64	272/-8	125.00	252,560.00
T8	Stephen Ames	69	68	68	68	273/-7	80.00	162,400.00
T8	Carl Pettersson	69	69	67	68	273/-7	80.00	162,400.00
T8	Cameron Tringale	71	68	66	68	273/-7	80.00	162,400.00
T11	John Merrick	66	69	67	72	274/-6	67.50	134,400.00
T11	Lee Westwood	69	70	69	66	274/-6		134,400.00
T13	Robert Allenby	70	71	67	67	275/-5	58.50	112,000.00
T13	David Mathis	65	72	72	66	275/-5	58.50	112,000.00
T15	Blake Adams	72	67	66	71	276/-4	53.00	84,000.00
T15	Fabian Gomez	67	70	71	68	276/-4	53.00	84,000.00
T15	Colt Knost	66	68	72	70	276/-4	53.00	84,000.00
T15	Spencer Levin	72	69	71	64	276/-4	53.00	84,000.00
T15	Troy Matteson	70	67	70	69	276/-4	53.00	84,000.00
T15	Brandt Snedeker	71	66	69	70	276/-4	53.00	84,000.00
T15	D.J. Trahan	74	67	66	69	276/-4	53.00	84,000.00
T22	Kris Blanks	66	71	68	72	277/-3	48.00	58,240.00
T22	Rod Pampling	75	66	68	68	277/-3	48.00	58,240.00
T22	Jimmy Walker	69	70	70	68	277/-3	48.00	58,240.00
T25	Keegan Bradley	67	67	70	74	278/-2	43.00	41,840.00
T25	Jonathan Byrd	71	68	68	71	278/-2	43.00	41,840.00
T25	Greg Chalmers	72	69	66	71	278/-2	43.00	41,840.00
T25	Kent Jones	68	70	73	67	278/-2	43.00	41,840.00
T25	John Rollins	70	70	71	67	278/-2	43.00	41,840.00
T25	Scott Stallings	69	68	71	70	278/-2	43.00	41,840.00
T25	Paul Stankowski	71	69	71	67	278/-2	43.00	41,840.00
T32	Chad Campbell	72	69	69	69	279/-1	36.50	30,986.67
T32	Zach Johnson	73	68	70	68	279/-1	36.50	30,986.67
T32	Jerry Kelly	72	69	68	70	279/-1	36.50	30,986.67
T32	Boo Weekley	68	72	70	69	279/-1	36.50	30,986.67
T32	Fredrik Jacobson	71	65	68	75	279/-1	36.50	30,986.66
T32	Jhonattan Vegas	73	69	66	71	279/-1	36.50	30,986.66
T38	Shane Bertsch	71	67	70	72	280/E	29.00	21,840.00
T38	John Daly	69	73	71	67	280/E	29.00	21,840.00
T38	Brian Davis	71	70	69	70	280/E	29.00	21,840.00
T38	Marco Dawson	68	72	69	71	280/E	29.00	21,840.00
T38	Andres Gonzales	75	65	70	70	280/E	29.00	21,840.00
T38	Todd Hamilton	72	70	69	69	280/E	29.00	21,840.00
T38	Kevin Kisner	66	72	72	70	280/E	29.00	21,840.00
T38	Nick O'Hern	71	66	77	66	280/E	29.00	21,840.00
T38	Cameron Percy	70	70	70	70	280/E	29.00	21,840.00
T47	Ben Curtis	71	68	71	71	281/1	22.00	14,806.40
T47	David Hearn	69	70	69	73	281/1	22.00	14,806.40
T47	George McNeill	70	67	70	74	281/1	22.00	14,806.40
T47	Michael Putnam	71	69	70	71	281/1	22.00	14,806.40
T47	Kirk Triplett	73	68	72	68	281/1	22.00	14,806.40
T52	Padraig Harrington	70	72	72	68	282/2	17.50	13,132.00
T52	Jeff Quinney	68	73	71	70	282/2	17.50	13,132.00
T52	Heath Slocum	68	73	72	69	282/2	17.50	13,132.00
T52	Marc Turnesa	72	68	72	70	282/2	17.50	13,132.00
T56	Shaun Micheel	68	71	73	71	283/3	13.50	12,600.00
T56	Jim Renner	72	69	72	70	283/3	13.50	12,600.00
T56	Kevin Stadler	73	69	72	69	283/3	13.50	12,600.00
T56	Johnson Wagner	74	68	72	69	283/3	13.50	12,600.00
T60	Chris Couch	71	70	68	75	284/4	9.50	12,152.00
T60	Will MacKenzie	71	70	70	73	284/4	9.50	12,152.00
T60	Aron Price	69	71	74	70	284/4	9.50	12,152.00
T60	Mike Small	72	69	71	72	284/4		12,152.00
T64	Craig Barlow	70	72	71	72	285/5	6.50	11,816.00
T64	Steve Flesch	70	71	73	71	285/5	6.50	11,816.00
T66	Rich Beem	72	68	73	73	286/6	4.00	11,536.00
T66	Geoff Ogilvy	71	70	72	73	286/6	4.00	11,536.00
T66	Dicky Pride	70	71	71	74	286/6	4.00	11,536.00
69	John Senden	69	73	70	75	287/7	2.00	11,312.00
70	Richard S Johnson	74	68	72	75	289/9	1.00	11,200.00
71	D.J. Brigman	72	68	74	76	290/10	.98	11,088.00
72	Garrett Willis	71	71	72	80	294/14	.96	10,976.00
T73	Ben Crane	73	69	73		215/5	.87	10,472.00
T73	Graham DeLaet	73	69	73		215/5	.87	10,472.00
T73	Scott Gutschewski	68	73	74		215/5	.87	10,472.00

Continued on next page

Pos	Player	Score				Total	FedExCup Points	Earnings
		Rnd1	Rnd2	Rnd3	Rnd4			
T73	Sunghoon Kang	70	71	74		215/5	.87	10,472.00
T73	Zack Miller	70	71	74		215/5	.87	10,472.00
T73	Tom Pernice Jr.	70	71	74		215/5	.87	10,472.00
T73	Brett Quigley	71	70	74		215/5	.87	10,472.00
T73	Tag Ridings	68	73	74		215/5	.87	10,472.00
81	Frank Lickliter II	71	71	74		216/6	.78	9,968.00
82	Bobby Gates	74	68	75		217/7	.76	9,856.00
83	John Mallinger	70	71	79		220/10	.74	9,744.00

The following players failed to complete the tournament: **CUT** – Steven Bowditch, Michael Bradley, Brendon de Jonge, Chris DiMarco, Robert Garrigus, Michael Letzig, Steve Marino, Billy Mayfair, Matt McQuillan, Bryce Molder, Scott Piercy, Sam Saunders, Brendan Steele, Y.E. Yang, Chris Baryla, Bob Estes, Jim Herman, Bobby Hudson, Will Strickler, Daniel Summerhays, Scott Verplank, Alex Aragon, Briny Baird, Justin Hicks, Billy Horschel, Anthony Kim, Len Mattiace, Andrew McLardy, Chez Reavie, Alexandre Rocha, Nate Smith, David Toms, Matt Weibring, Woody Austin, Robert Damron, James Driscoll, Brian Gay, J.P. Hayes, Lee Janzen, Scott McCarron, William McGirt, Joe Ogilvie, Patrick Reed, Michael Thompson, Cameron Beckman, Joseph Bramlett, Sergio Garcia, Scott Gordon, Ben Martin, Bio Kim, Jarrod Lyle, Vance Veazey, Jason Bohn, Mark Hensby, Anthony Paolucci, Martin Piller, Chris Tidland, Matt Bettencourt, Craig Bowden, Michael Connell, Joe Durant, Jason Gore, Jeff Klauk, Steve Lee, Carl Paulson, Tom Gillis, Clark Richardson, Kip Henley ; **W/D** – Fran Quinn, Alex Cejka, Chad Collins, Stuart Appleby, Chris Stroud ;

Tournament History

Year	Winner *-Playoff	Score	FedExCup Points	Runners Up	Score	Course	Location	Par Yardage
FedEx St. Jude Classic								
2011	Harrison Frazar*	267/-13	500.00	Robert Karlsson	267	TPC Southwind	Memphis, TN	70/7,239
St. Jude Classic presented by Smith & Nephew								
2010	Lee Westwood*	270/-10	500.00	Robert Garrigus Robert Karlsson	270	TPC Southwind	Memphis, TN	70/7,239
St. Jude Classic presented by FedEx								
2009	Brian Gay	262/-18	500.00	Bryce Molder David Toms	267	TPC Southwind	Memphis, TN	70/7,239
Stanford St. Jude Championship								
2008	Justin Leonard*	276/- 4	4, 500	Robert Allenby Trevor Immelman	276	TPC Southwind	Memphis, TN	70/7,239
2007	Woody Austin	267/-13	4, 500	Brian Davis	272	TPC Southwind	Memphis, TN	70/7,239
FedEx St. Jude Classic								
2006	Jeff Maggert	271/- 9		Tom Pernice Jr.	274	TPC Southwind	Memphis, TN	70/7,244
2005	Justin Leonard	266/-14		David Toms	267	TPC Southwind	Memphis, TN	70/7,244
2004	David Toms	268/-16		Bob Estes	274	TPC Southwind	Memphis, TN	71/7,103
2003	David Toms	264/-20		Nick Price	267	TPC Southwind	Memphis, TN	71/7,069
2002	Len Mattiace	266/-18		Tim Petrovic	267	TPC Southwind	Memphis, TN	71/7,030
2001	Bob Estes	267/-17		Bernhard Langer	268	TPC Southwind	Memphis, TN	71/7,030
2000	Notah Begay III	271/-13		Chris DiMarco Bob May	272	TPC Southwind	Memphis, TN	71/7,006
1999	Ted Tryba	265/-19		Tim Herron Tom Lehman	267	TPC Southwind	Memphis, TN	71/7,006
1998	Nick Price*	268/-16		Jeff Sluman	268	TPC Southwind	Memphis, TN	71/7,006
1997	Greg Norman	268/-16		Dudley Hart	269	TPC Southwind	Memphis, TN	71/7,006
1996	John Cook	258/-26		John Adams	265	TPC Southwind	Memphis, TN	71/7,006
1995	Jim Gallagher, Jr.	267/-17		Jay Delsing Ken Green	268	TPC Southwind	Memphis, TN	71/7,006
Federal Express St. Jude Classic								
1994	Dicky Pride*	267/-17		Gene Sauers Hal Sutton	267	TPC Southwind	Memphis, TN	71/7,006
1993	Nick Price	266/-18		Rick Fehr Jeff Maggert	269	TPC Southwind	Memphis, TN	71/7,006
1992	Jay Haas	263/-21		Dan Forsman Robert Gamez	266	TPC Southwind	Memphis, TN	71/7,006
1991	Fred Couples	269/-15		Rick Fehr	272	TPC Southwind	Memphis, TN	71/7,006
1990	Tom Kite*	269/-15		John Cook	269	TPC Southwind	Memphis, TN	71/7,006
1989	John Mahaffey	272/-12		Bob Gilder Hubert Green Bernhard Langer Bob Tway	275	TPC Southwind	Memphis, TN	71/7,006
1988	Jodie Mudd	273/- 7		Peter Jacobsen Nick Price	274	Colonial CC (South)	Cordova, TN	72/7,336
1987	Curtis Strange	275/-13		Russ Cochran Mike Donald	276	Colonial CC (South)	Cordova, TN	72/7,282

Continued on next page

Year	Winner *-Playoff	Score	FedExCup Points	Runners Up	Score	Course	Location	Par Yardage
1986	Mike Hulbert	280/- 8		Tom Kite Denis Watson Joey Sindelar	281	Colonial CC (South)	Cordova, TN	72/7,282
1985	Hal Sutton*	279/- 9		David Ogrin	279	Colonial CC (South)	Cordova, TN	72/7,282
Danny Thomas Memphis Classic								
1984	Bob Eastwood	280/- 8		Ralph Landrum Mark O'Meara Tim Simpson	282	Colonial CC (South)	Cordova, TN	72/7,282
1983	Larry Mize	274/-14		Chip Beck Sammy Rachels Fuzzy Zoeller	275	Colonial CC (South)	Cordova, TN	72/7,282
1982	Raymond Floyd	271/-17		Mike Holland	277	Colonial CC (South)	Cordova, TN	72/7,282
1981	Jerry Pate	274/-14		Tom Kite Bruce Lietzke	276	Colonial CC (South)	Cordova, TN	72/7,282
1980	Lee Trevino	272/-16		Tom Purtzer	273	Colonial CC (South)	Cordova, TN	72/7,282
1979	Gil Morgan*	278		Larry Nelson	278	Colonial CC (South)	Cordova, TN	72/7,282
1978	Andy Bean*	277		Lee Trevino	277	Colonial CC (South)	Cordova, TN	72/7,282
1977	Al Geiberger	273/+ 1		Jerry McGee Gary Player	276	Colonial CC (South)	Cordova, TN	72/7,282
1976	Gibby Gilbert	273		Forrest Fezler John Lister Gil Morgan	277	Colonial CC (South)	Cordova, TN	72/7,282
1975	Gene Littler	270		John Mahaffey	275	Colonial CC (South)	Cordova, TN	72/7,282
1974	Gary Player	273		Lou Graham Hubert Green	275	Colonial CC (South)	Cordova, TN	72/7,282
1973	Dave Hill	283		Allen Miller Lee Trevino	284	Colonial CC (South)	Cordova, TN	72/7,282
1972	Lee Trevino	281		John Mahaffey	285	Colonial CC (South)	Cordova, TN	72/7,282
1971	Lee Trevino	268		Lee Elder Jerry Heard Hale Irwin	272	Colonial CC	Memphis, TN	70/6,466
1970	Dave Hill	267		Randy Wolff Frank Beard Homero Blancas Bob Charles	268	Colonial CC	Memphis, TN	70/6,466
Memphis Open Invitational								
1969	Dave Hill	265		Lee Elder	267	Colonial CC	Memphis, TN	70/6,466
1968	Bob Lunn	268		Monty Kaser	269	Colonial CC	Memphis, TN	70/6,466
1967	Dave Hill	272		Johnny Pott	274	Colonial CC	Memphis, TN	70/6,466
1966	Bert Yancey	265		Gene Littler	270	Colonial CC	Memphis, TN	70/6,466
1965	Jack Nicklaus*	271		Johnny Pott	271	Colonial CC	Memphis, TN	70/6,466
1964	Mike Souchak	270		Billy Casper Tommy Jacobs	271	Colonial CC	Memphis, TN	70/6,466
1963	Tony Lema*	270		Tommy Aaron	270	Colonial CC	Memphis, TN	70/6,466
1962	Lionel Hebert*	267		Gene Littler Gary Player	267	Colonial CC	Memphis, TN	70/6,466
1961	Cary Middlecoff	266		Gardner Dickinson Mike Souchak	271	Colonial CC	Memphis, TN	70/6,466
1960	Tommy Bolt*	273		Ben Hogan Gene Littler	273	Colonial CC	Memphis, TN	70/6,466
1959	Don Whitt*	272		Al Balding Gary Player	272	Colonial CC	Memphis, TN	70/6,466
1958	Billy Maxwell	267		Cary Middlecoff	268	Colonial CC	Memphis, TN	70/6,466



U.S. Open



Winner: Rory McIlroy
 \$1,440,000.00
 65-66-68-69 268 (-16)

Bethesda, MD
June 16-19

FedExCup Points: 3,776

Purse: \$7,500,000

Course: Congressional Country Club | 36-35-71/ 7,574

Round 1	Round 2	Round 3
Rory McIlroy - 65 (-6)	Rory McIlroy - 131 (-11)	Rory McIlroy - 199 (-14)
Charl Schwartzel - 68 (-3)	Y.E. Yang - 137 (-5)	Y.E. Yang - 207 (-6)
Y.E. Yang - 68 (-3)	Sergio Garcia - 140 (-2)	Jason Day - 208 (-5)
Sergio Garcia - 69 (-2)	Robert Garrigus - 140 (-2)	Robert Garrigus - 208 (-5)
Scott Hend - 69 (-2)	Zach Johnson - 140 (-2)	Lee Westwood - 208 (-5)
Kyung-tae Kim - 69 (-2)	Matt Kuchar - 140 (-2)	
Louis Oosthuizen - 69 (-2)	Brandt Snedeker - 140 (-2)	
Ryan Palmer - 69 (-2)		
Alexandre Rocha - 69 (-2)		

Cut: 69 professionals and three amateurs at 4-over-par 146 from a field of 144 professionals and 12 amateurs.

Weather: Thursday: Mostly cloudy, with afternoon showers and temperatures in the low 80s. Winds S at 8-14 mph. Friday: Partly cloudy, with afternoon showers and temperatures in the mid-80s. Winds W at 6-12 mph. Play suspended at 4:04 p.m. due to a dangerous weather situation and resumed at 4:46 p.m. for a delay of 42 minutes. Play was suspended again at 8:04 p.m. due to a dangerous weather situation with 21 players still on the course. The decision to suspend for the day due to darkness came at 8:15 p.m. The second round resumed at 8:15 a.m. Saturday. Saturday: Variably cloudy, with temperatures in the upper 80s. Winds WNW at 5-10 mph. Sunday: Variably cloudy, with temperatures in the low-80s. Winds NW at 3-7 mph.

Tournament Record:

268 - Rory McIlroy (2011)

Tournament Course Record:

- 63 - Tom Weiskopf (1980) - Baltusrol GC
- 63 - Jack Nicklaus (1980) - Baltusrol GC
- 63 - Johnny Miller (1973) - Oakmont CC
- 63 - Vijay Singh (2003) - Olympia Fields CC (North)

The 2011 U.S. Open champion **Rory McIlroy** became the seventh wire-to-wire (no ties) winner in U.S. Open history: McIlroy (2011), **Tiger Woods** (2000 and 2002), **Tony Jacklin** (1970), **Ben Hogan** (1953), **James Barnes** (1921) and **Walter Hagen** (1914).

At 22 years, 1 month, 15 days, **Rory McIlroy** became the ninth-youngest winner of the U.S. Open and the youngest to win the U.S. Open since **Bobby Jones** in 1923. He is also the second-youngest player to win a major championship in the past 80 years, behind **Tiger Woods**, who was 21 years, 3 months, 15 days when he won the 1997 Masters Tournament.

Rory McIlroy became the fourth player in U.S. Open history to shoot four rounds in the 60s, joining **Lee Janzen** (1993), **Lee Trevino** (1968) and **Billy Casper** (1966, including one round in the 18-hole playoff).

Rory McIlroy's winning U.S. Open total of 268 strokes broke the 72-hole U.S. Open scoring record of 272 previously held by four players—**Jack Nicklaus** (1980), **Lee Janzen** (1993), **Tiger Woods** (2000) and **Jim Furyk** (2003).

Rory McIlroy's 16-under-par score at the 2011 U.S. Open broke the 72-hole U.S. Open record for most strokes under par previously held at 12-under by **Tiger Woods** in 2000.

Rory McIlroy is the third player from Northern Ireland to win a major champi-

onship, joining **Graeme McDowell** at the 2010 U.S. Open and **Fred Daly** at the 1947 British Open. In 2010, McDowell became the first European winner of the U.S. Open since **Tony Jacklin** in 1970.

Rory McIlroy set a 36-hole tournament scoring record with a 131 total, besting **Ricky Barnes'** 132 from 2009. His six-stroke, 36-hole lead tied **Tiger Woods** (2000) for the largest at the U.S. Open.

Rory McIlroy set a 54-hole tournament scoring record with a 199 total, topping **Jim Furyk's** 200 in 2003, and his 54-hole score in relation to par (-14) also set a U.S. Open record. His eight-stroke lead after 54 holes is the second largest in U.S. Open history behind **Tiger Woods'** 10 strokes in 2000.

The 20 sub-par totals for 72 holes were the second-most all-time in U.S. Open history behind 28 sub-par totals at Medinah CC in 1990.

The 108 sub-par rounds recorded at the 2011 U.S. Open were the second-most all-time in U.S. Open history behind the 124 at Medinah CC in 1990. The 32 sub-par scores in the final round are the most all-time in U.S. Open history, breaking the previous record of 18 at Baltusrol GC in 1993.

Jason Day (tied for second at the Masters and second at the U.S. Open) and **Charl Schwartzel** (won the Masters and tied for ninth at the U.S. Open) scored top-10 finishes at the first two major championships of the 2011 campaign.

Tournament Results

Pos	Player	Score				Total	FedExCup Points	Earnings
		Rnd1	Rnd2	Rnd3	Rnd4			
1	Rory McIlroy	65	66	68	69	268/-16		1,440,000.00
2	Jason Day	71	72	65	68	276/-8	330.00	865,000.00
T3	Kevin Chappell	76	67	69	66	278/-6	147.50	364,241.00
T3	Robert Garrigus	70	70	68	70	278/-6	147.50	364,241.00
T3	Lee Westwood	75	68	65	70	278/-6		364,241.00
T3	Y.E. Yang	68	69	70	71	278/-6	147.50	364,241.00
T7	Sergio Garcia	69	71	69	70	279/-5	97.00	228,416.00
T7	Peter Hanson	72	71	69	67	279/-5		228,416.00
T9	Louis Oosthuizen	69	73	71	67	280/-4	85.00	192,962.00
T9	Charl Schwartzel	68	74	72	66	280/-4	85.00	192,962.00
T11	Davis Love III	70	71	70	70	281/-3	72.33	163,083.00
T11	Heath Slocum	71	70	70	70	281/-3	72.33	163,083.00
T11	Brandt Snedeker	70	70	72	69	281/-3	72.33	163,083.00
T14	Fredrik Jacobson	74	69	66	73	282/-2	59.20	129,517.00
T14	Matt Kuchar	72	68	69	73	282/-2	59.20	129,517.00
T14	Graeme McDowell	70	74	69	69	282/-2	59.20	129,517.00
T14	Webb Simpson	75	71	66	70	282/-2	59.20	129,517.00
T14	Bo Van Pelt	76	67	68	71	282/-2	59.20	129,517.00
T19	Johan Edfors	70	72	74	67	283/-1		105,905.00
T19	Steve Stricker	75	69	69	70	283/-1	52.00	105,905.00
T21	Ryan Palmer	69	72	73	70	284/E	49.50	97,242.00
T21	Patrick Cantlay - a	75	67	70	72	284/E		
T23	Retief Goosen	73	73	71	68	285/1	45.00	76,455.00
T23	Bill Haas	73	73	68	71	285/1	45.00	76,455.00
T23	Brandt Jobe	71	70	70	74	285/1	45.00	76,455.00
T23	Dustin Johnson	75	71	69	70	285/1	45.00	76,455.00
T23	Robert Rock	70	71	76	68	285/1		76,455.00
T23	Henrik Stenson	70	72	69	74	285/1	45.00	76,455.00
T23	Gary Woodland	73	71	73	68	285/1	45.00	76,455.00
T30	Do-Hoon X Kim	73	71	70	72	286/2		50,436.00
T30	Harrison Frazar	72	73	68	73	286/2	37.00	50,436.00
T30	Gregory Havret	77	69	71	69	286/2		50,436.00
T30	Ryo Ishikawa	74	70	74	68	286/2		50,436.00
T30	Zach Johnson	71	69	72	74	286/2	37.00	50,436.00
T30	Kyung-tae Kim	69	72	69	76	286/2		50,436.00
T30	Seung-yul Noh	72	70	73	71	286/2		50,436.00
T30	Rory Sabbatini	72	73	70	71	286/2	37.00	50,436.00
T30	John Senden	70	72	72	72	286/2	37.00	50,436.00
T39	Adam Hadwin	75	71	73	68	287/3		41,154.00
T39	Sunghoon Kang	74	72	70	71	287/3	31.00	41,154.00
T39	Martin Kaymer	74	70	72	71	287/3		41,154.00
T42	Sang-Moon Bae	75	71	75	67	288/4		37,351.00
T42	Lucas Glover	76	69	73	70	288/4	28.00	37,351.00
T42	Russell Henley - a	73	69	71	75	288/4		
T45	Luke Donald	74	72	74	69	289/5	23.50	31,264.00
T45	Padraig Harrington	71	73	72	73	289/5	23.50	31,264.00
T45	Charley Hoffman	71	74	75	69	289/5	23.50	31,264.00
T45	Robert Karlsson	79	67	71	72	289/5	23.50	31,264.00
T45	Michael Putnam	74	71	73	71	289/5	23.50	31,264.00
T45	Chez Reavie	70	75	72	72	289/5	23.50	31,264.00
T51	Marc Leishman	73	69	72	76	290/6	19.00	24,708.00
T51	Alexander Noren	75	67	74	74	290/6		24,708.00
T51	Scott Piercy	73	71	76	70	290/6	19.00	24,708.00
T54	J.J. Henry	72	73	76	70	291/7	14.50	21,792.00
T54	Anthony Kim	74	72	75	70	291/7	14.50	21,792.00
T54	Matteo Manassero	74	72	73	72	291/7		21,792.00
T54	Phil Mickelson	74	69	77	71	291/7	14.50	21,792.00
T54	Edoardo Molinari	74	70	74	73	291/7		21,792.00
T54	Alvaro Quiros	70	71	72	78	291/7		21,792.00
T60	Todd Hamilton	73	72	77	70	292/8	10.00	19,763.00
T60	Justin Hicks	74	71	76	71	292/8	10.00	19,763.00
T60	Marcel Siem	79	66	74	73	292/8		19,763.00
T63	Bud Cauley	71	72	74	76	293/9		18,620.00
T63	Brian Gay	73	71	74	75	293/9	6.50	18,620.00
T63	Jeff Overton	72	72	74	75	293/9	6.50	18,620.00
T63	Bubba Watson	71	75	74	73	293/9	6.50	18,620.00
67	Kevin Streelman	73	73	74	75	295/11	4.00	17,819.00
T68	Christo Greyling	72	74	75	76	297/13		17,178.00

Continued on next page

Pos	Player	Score				Total	FedExCup Points	Earnings
		Rnd1	Rnd2	Rnd3	Rnd4			
T68	Kenichi Kuboya	73	73	74	77	297/13		17,178.00
T68	Alexandre Rocha	69	76	76	76	297/13	2.00	17,178.00
71	Wes Hefner	75	71	79	78	303/19		16,539.00
72	Brad Benjamin - a	72	73	80	80	305/21		

The following players failed to complete the tournament: **CUT** – Chad Campbell, Paul Casey, Stewart Cink, Christopher DeForest, John Ellis, Rickie Fowler, Stephen Gallacher, Scott Hend, Jesse Hutchins, Martin Laird, Hunter Mahan, David May, Nick O'Hern, Justin Rose, Adam Scott, Aaron Baddeley, Ben Crane, Ernie Els, Elliot Gealy, Shane Lowry, Ian Poulter, Nick Watney, Mark Wilson, Briny Baird, Bennett Blakeman, Alex Cejka, Greg Chalmers, Jason Dufner, Jim Furyk, Andres Gonzales, Trevor Immelman, Jon Mills, Francesco Molinari, D.A. Points, Sam Saunders, Michael Tobiason, Jr., David Toms, Marc Turnesa, Camilo Villegas, Chris Williams, Scott Barr, Angel Cabrera, K.J. Choi, Nicolas Colsaerts, Matthew Edwards, Fred Funk, Miguel A Jimenez, Ryan Moore, Peter Uihlein, Robert Allenby, Bubba Dickerson, Joey Lamielle, Thomas Levet, Geoff Ogilvy, Kirk Triplett, Jonathan Byrd, Zack Byrd, Michael Campbell, Robert Dinwiddie, Hiroyuki Fujita, David Howell, Cheng Tsung Pan, Michael Smith, Michael Whitehead, Chris Wilson, Brad Adamonis, Beau Hossler, Dae-hyun Kim, Maarten Lafeber, Brian Locke, Adam Long, Ryan Nelson, Andreas Harto, Scott Pinckney, Steve Irwin, Kevin Na, Brett Patterson, Geoffrey Sisk, Will Wilcox, David Chung, Ty Tryon, Matthew Richardson, Michael Barbosa ; **W/D** – Tim Petrovic ;

Tournament History

Year	Winner *-Playoff	Score	FedExCup Points	Runners Up	Score	Course	Location	Par Yardage
U.S. Open								
2011	Rory Mcllroy	268/-16	600.00	Jason Day	276	Congressional Country Club	Bethesda, MD	71/7,574
U.S. Open Championship								
2010	Graeme McDowell	284/ E	600.00	Gregory Havret	285	Pebble Beach Golf Links	Pebble Beach, CA	71/7,040
2009	Lucas Glover	276/- 4	600.00	Ricky Barnes	278	Bethpage State Park	Farmingdale, NY	70/7,426
				David Duval				
				Phil Mickelson				
2008	Tiger Woods*	283/- 1	4, 950	Rocco Mediate	283	Torrey Pines (South Course)	San Diego, CA	71/7,643
2007	Angel Cabrera	285/+ 5	4, 950	Jim Furyk	286	Oakmont CC	Oakmont, PA	70/7,257
				Tiger Woods				
2006	Geoff Ogilvy	285/+ 5		Jim Furyk	286	Winged Foot Golf Club	Mamaroneck, NY	70/7,264
				Phil Mickelson				
				Colin Montgomerie				
2005	Michael Campbell	280/ E		Tiger Woods	282	Pinehurst Resort, #2	Pinehurst, NC	70/7,214
2004	Retief Goosen	276/- 4		Phil Mickelson	278	Shinnecock Hills GC	Southampton, NY	70/6,996
2003	Jim Furyk	272/- 8		Stephen Leaney	275	Olympia Fields CC (North)	Olympia Fields, IL	70/7,190
2002	Tiger Woods	277/- 3		Phil Mickelson	280	Bethpage State Park	Farmingdale, NY	70/7,214
2001	Retief Goosen*	276/- 4		Mark Brooks	276	Southern Hills CC	Tulsa, OK	70/6,973
2000	Tiger Woods	272/-12		Ernie Els	287	Pebble Beach Golf Links	Pebble Beach, CA	71/6,846
				Miguel A. Jimenez				
1999	Payne Stewart	279/- 1		Phil Mickelson	280	Pinehurst Resort &Country Club	Pinehurst, NC	70/7,175
1998	Lee Janzen	280/ E		Payne Stewart	281	Olympic Club	San Francisco, CA	70/6,797
1997	Ernie Els	276/- 4		Colin Montgomerie	277	Congressional CC	Bethesda, MD	70/7,213
1996	Steve Jones	278/- 2		Tom Lehman	279	Oakland Hills CC	Bloomfield Hills, MI	70/6,974
				Davis Love III				
1995	Corey Pavin	280/ E		Greg Norman	282	Shinnecock Hills GC	Southampton, NY	70/6,944
1994	Ernie Els*	279/- 5		Colin Montgomerie	279	Oakmont CC	Oakmont, PA	71/6,946
				Loren Roberts				
1993	Lee Janzen	272/- 8		Payne Stewart	274	Baltusrol GC	Springfield, NJ	70/7,152
1992	Tom Kite	285/- 3		Jeff Sluman	287	Pebble Beach Golf Links	Pebble Beach, CA	72/6,799
1991	Payne Stewart*	282/- 6		Scott Simpson	282	Hazeltine National CC	Chaska, MN	72/7,149
1990	Hale Irwin*	280/- 8		Mike Donald	280	Medinah CC	Medinah, IL	72/6,996
1989	Curtis Strange	278/- 2		Chip Beck	279	Oak Hill CC	Rochester, NY	70/6,902
				Mark McCumber				
				Ian Woosnam				
1988	Curtis Strange*	278/- 6		Nick Faldo	278	The Country Club	Brookline, MA	71/7,010
1987	Scott Simpson	277/- 3		Tom Watson	278	Olympic Club	San Francisco, CA	70/6,714
1986	Raymond Floyd	279/- 1		Chip Beck	281	Shinnecock Hills GC	Southampton, NY	70/6,912
				Lanny Wadkins				
1985	Andy North	279/- 1		Dave Barr	280	Oakland Hills CC	Birmingham, MI	70/6,996
				T.C. Chen				
				Denis Watson				
1984	Fuzzy Zoeller*	276/- 4		Greg Norman	276	Winged Foot CC	Mamaroneck, NY	70/6,930
1983	Larry Nelson	280/- 4		Tom Watson	281	Oakmont CC	Oakmont, PA	71/6,972
1982	Tom Watson	282/- 6		Jack Nicklaus	284	Pebble Beach GL	Pebble Beach, CA	72/6,815
1981	David Graham	273/- 7		George Burns	276	Merion GC	Ardome, PA	70/6,544
				Bill Rogers				
1980	Jack Nicklaus	272/- 8		Isao Aoki	274	Baltusrol GC	Springfield, NJ	70/7,076

Continued on next page

Year	Winner *-Playoff	Score	FedExCup Points	Runners Up	Score	Course	Location	Par Yardage
1979	Hale Irwin	284		Jerry Pate Gary Player	286	Inverness Club	Toledo, OH	71/6,982
1978	Andy North	285		J.C. Snead Dave Stockton	286	Cherry Hills CC	Englewood, CO	71/7,083
1977	Hubert Green	278		Lou Graham	279	Southern Hills CC	Tulsa, OK	70/6,873
1976	Jerry Pate	277		Al Geiberger Tom Weiskopf	279	Atlanta Athletic Club	Duluth, GA	70/7,015
1975	Lou Graham*	287		John Mahaffey	287	Medinah CC	Medinah, IL	71/7,032
1974	Hale Irwin	287		Forrest Fezler	289	Winged Foot CC	Mamaroneck, NY	70/6,961
1973	Johnny Miller	279/+ 9		John Schlee	280	Oakmont CC	Oakmont, PA	70/7,257
1972	Jack Nicklaus	290		Bruce Crampton	293	Pebble Beach GL	Pebble Beach, CA	72/6,815
1971	Lee Trevino*	280		Jack Nicklaus	280	Merion GC	Ardome, PA	70/6,544
1970	Tony Jacklin	281		Dave Hill	288	Hazeltine National CC	Chaska, MN	72/7,151
1969	Orville Moody	281		Deane Beman Al Geiberger Bob Rosburg	282	Champions GC	Houston, TX	70/6,967
1968	Lee Trevino	275		Jack Nicklaus	279	Oak Hill CC	Rochester, NY	70/6,962
1967	Jack Nicklaus	275		Arnold Palmer	279	Baltusrol GC	Springfield, NJ	70/7,065
1966	Billy Casper*	278		Arnold Palmer	278	Olympic Club	San Francisco, CA	70/6,719
1965	Gary Player*	282		Kel Nagle	282	Bellerive CC	St. Louis, MO	70/7,191
1964	Ken Venturi	278		Tommy Jacobs	282	Congressional CC	Bethesda, MD	70/7,053
1963	Julius Boros*	293		Jacky Cupit Arnold Palmer	293	The Country Club	Brookline, MA	71/6,870
1962	Jack Nicklaus*	283		Arnold Palmer	283	Oakmont CC	Oakmont, PA	71/6,894
1961	Gene Littler	281		Bob Goalby Doug Sanders	282	Oakland Hills CC	Birmingham, MI	70/6,927
1960	Arnold Palmer	280		Jack Nicklaus	282	Cherry Hills CC	Englewood, CO	71/7,089
1959	Billy Casper	282		Bob Rosburg	283	Winged Foot CC	Mamaroneck, NY	70/6,873
1958	Tommy Bolt	283		Gary Player	287	Southern Hills CC	Tulsa, OK	70/6,907
1957	Dick Mayer*	282		Cary Middlecoff	282	Inverness Club	Toledo, OH	70/6,919
1956	Cary Middlecoff	281		Julius Boros Ben Hogan	282	Oak Hill CC	Rochester, NY	70/6,902
1955	Jack Fleck*	287		Ben Hogan	287	Olympic Club	San Francisco, CA	70/6,727
1954	Ed Furgol	284		Gene Littler	285	Baltusrol GC	Springfield, NJ	70/6,027
1953	Ben Hogan	283		Sam Snead	289	Oakmont CC	Oakmont, PA	72/6,916
1952	Julius Boros	281		Ed Oliver	285	Northwood CC	Dallas, TX	70/6,782
1951	Ben Hogan	287		Clayton Heafner	289	Oakland Hills CC	Birmingham, MI	70/6,927
1950	Ben Hogan*	287		George Fazio Lloyd Mangrum	287	Merion GC	Ardome, PA	70/6,694
1949	Cary Middlecoff	286		Clayton Heafner Sam Snead	287	Medinah CC	Medinah, IL	71/6,936
1948	Ben Hogan	276		Jimmy Demaret	278	Riviera CC	Pacific Palisades, CA	71/7,020
1947	Lew Worsham*	282		Sam Snead	282	St. Louis CC	Clayton, MO	71/6,532
1946	Lloyd Mangrum*	284		Victor Ghezzi Byron Nelson	284	Canterbury GC	Beachwood, OH	72/6,926
1941	Craig Wood	284		Denny Shute	287	Colonial CC	Fort Worth, TX	70/7,005
1940	Lawson Little*	287		Gene Sarazen	287	Canterbury GC	Beachwood, OH	72/6,894
1939	Byron Nelson*	284		Craig Wood	284	Philadelphia CC	Gladwyne, PA	69/6,786
1938	Ralph Guldahl	284		Dick Metz	290	Cherry Hills CC	Englewood, CO	71/6,888
1937	Ralph Guldahl	281		Sam Snead	283	Oakland Hills CC	Birmingham, MI	72/7,037
1936	Tony Manero	282		Harry Cooper	284	Baltusrol GC	Springfield, NJ	72/6,866
1935	Sam Parks	299		Jimmy Thomson	301	Oakmont CC	Oakmont, PA	72/6,981
1934	Olin Dutra	293		Gene Sarazen	294	Merion Cricket Club	Ardome, PA	70/6,694
1933	John Goodman	287		Ralph Guldahl	288	North Shore CC	Glenview, IL	72/6,927
1932	Gene Sarazen	286		Bobby Cruickshank Phil Perkins	289	Fresh Meadow CC	Flushing, NY	70/6,815
1931	Billy Burke*	292		George Von Elm	292	Inverness Club	Toledo, OH	71/6,529
1930	Robert T Jones, Jr.	287		MacDonald Smith	289	Interlachen CC	Hopkins, MN	72/6,672
1929	Robert T Jones, Jr.*	294		Al Espinosa	294	Winged Foot CC	Mamaroneck, NY	72/6,786
1928	Johnny Farrell*	294		Robert T. Jones Jr.	294	Olympia Fields CC	Matterson, IL	71/6,725
1927	Tommy Armour*	301		Harry Cooper	301	Oakmont CC	Oakmont, PA	72/6,929
1926	Robert T Jones, Jr.	293		Joe Turnesa	294	Scioto CC	Columbus, OH	72/6,675
1925	Willie MacFarlane*	291		Robert T. Jones Jr.	291	Worcester CC	Worcester, MA	71/6,430
1924	Cyril Walker	297		Robert T. Jones Jr.	300	Oakland Hills CC	Birmingham, MI	72/6,880
1923	Robert T Jones, Jr.*	296		Bobby Cruickshank	296	Inwood CC	Inwood, NY	72/6,532
1922	Gene Sarazen	288		John L. Black Robert T. Jones Jr.	289	Skokie CC	Glencoe, IL	70/6,563

Continued on next page

Year	Winner *-Playoff	Score	FedExCup Points	Runners Up	Score	Course	Location	Par Yardage
1921	James Barnes	289		Walter Hagen Fred McLeod	298	Columbia CC	Chevy Chase, MD	70/6,380
1920	Edward (TED) Ray	295		Jack Burke Sr. Leo Diegel Jock Hutchison Harry Vardon	296	Inverness Club	Toledo, OH	72/6,529
1919	Walter Hagen*	301		Mike Brady	301	Brae Burn CC	West Newton, MA	71/6,375
1916	Charles Evans	286		Jock Hutchison	288	Minikahda Club	Minneapolis, MN	71/6,130
1915	Jerry Travers	297		Tom McNamara	298	Baltusrol GC	Springfield, NJ	74/6,212
1914	Walter Hagen	290		Charles Evans	291	Midlothian CC	Blue Island, IL	72/6,355
1913	Francis Ouimet*	304		Edward (TED) Ray Harry Vardon	304	The Country Club	Brookline, MA	71/6,245
1912	John McDermott	294		Tom McNamara	296	CC of Buffalo	Buffalo, NY	74/6,326
1911	John McDermott*	307		Mike Brady George Simpson	307	Chicago GC	Wheaton, IL	76/6,605
1910	Alex Smith*	298		John McDermott MacDonald Smith	298	Philadelphia Cricket Club	Chestnut Hill, PA	73/5,956
1909	George Sargent	290		Tom McNamara	294	Englewood GC	Englewood, NJ	N/A
1908	Fred McLeod*	322		Willie Smith	322	Myopia Hunt Club	Hamilton, MA	N/A
1907	Alex Ross	302		Gil Nicholls	304	Philadelphia Cricket Club	Chestnut Hill, PA	N/A
1906	Alex Smith	295		Willie Smith	302	Onwentsia Club	Lake Forest, IL	N/A
1905	Willie Anderson	314		Alex Smith	316	Myopia Hunt Club	Hamilton, MA	N/A
1904	Willie Anderson	303		Gil Nicholls	308	Glen View GC	Chicago, IL	N/A
1903	Willie Anderson*	307		David Brown	307	Baltusrol GC	Springfield, NJ	N/A
1902	Laurie Auchterlonie	307		Stewart Gardner	313	Garden City GC	Garden City, NY	N/A
1901	Willie Anderson*	331		Alex Smith	331	Myopia Hunt Club	Hamilton, MA	N/A
1900	Harry Vardon	313		J. H. Taylor	315	Chicago GC	Wheaton, IL	N/A
1899	Willie Smith	315		Val Fitzjohn George Low Sr. W.H. Way	326	Baltimore CC	Baltimore, MD	N/A
1898	Fred Herd	328		Alex Smith	335	Myopia Hunt Club	Hamilton, MA	N/A
1897	Joe Lloyd	162		Willie Anderson	163	Chicago GC	Wheaton, IL	N/A
1896	James Foulis	152		Horace Rawlins	155	Shinnecock Hills GC	Southampton, NY	N/A
1895	Horace Rawlins	173		Willie Dunn	175	Newport GC	Newport, RI	N/A



CVS Caremark Charity Classic



Barrington, RI
June 20-21

Purse: \$1,550,000

Course: Rhode Island CC | 00-00-00/ 6,710

Format: Professionals are paired into 10 two-man teams. Each team's hole score is determined by the best score of the two players. In the event of a tie at the conclusion of 36 holes, the playoff hole is No. 18.

Winner: Zach Johnson, Matt Kuchar
 \$300,000.00
 58-60 118 (118)

Matt Kuchar and **Zach Johnson** took the early lead and never relinquished their position, capturing the 36-hole CVS Caremark Charity Classic by two strokes over the team of **Davis Love III** and **Morgan Pressel**.

Matt Kuchar and **Zach Johnson** set a tournament record at Rhode Island Country Club, turning in a 24-under score of 118 in the best-ball event.

Defending champions **J.B. Holmes** and **Ricky Barnes** tied for third with the team of **Camilo Villegas-David Toms**. Both teams finished at 21-under-par 121.

As this part of New England's largest charitable sporting event, the CVS Caremark Charity Classic has raised more than \$14 million for children and families since the tournament's inception.

Tournament History

2011.....Matt Kuchar-Zach Johnson.....118.....Rhode Island CC, Barrington, RI
 2010.....Ricky Barnes-J.B. Holmes.....121.....Rhode Island CC, Barrington, RI
 2009.....David Toms-Nick Price.....126.....Rhode Island CC, Barrington, RI

2008.....Camilo Villegas-Bubba Watson.....95*.....Rhode Island CC, Barrington, RI
 2007.....Stewart Cink-J.J. Henry.....122.....Rhode Island CC, Barrington, RI
 2006.....Tim Clark-Nick Price.....123.....Rhode Island CC, Barrington, RI
 2005.....Chris DiMarco-Fred Funk.....123.....Rhode Island CC, Barrington, RI
 2004.....Jay Haas-Bill Haas.....122.....Rhode Island CC, Barrington, RI
 2003.....Rocco Mediate-Jeff Sluman.....120.....Rhode Island CC, Barrington, RI
 2002.....Chris DiMarco-Dudley Hart.....122.....Rhode Island CC, Barrington, RI
 2001.....Mark Calcavecchia-Nick Price.....119.....Rhode Island CC, Barrington, RI
 2000.....Justin Leonard-Davis Love III.....126.....Rhode Island CC, Barrington, RI
 1999.....Stuart Appleby-Jeff Sluman.....122.....Rhode Island CC, Barrington, RI
 * Weather-shortened (28 holes)



TRAVELERS
CHAMPIONSHIP

Travelers Championship



Winner: Fredrik Jacobson
FedExCup Points: 500.00
\$1,080,000.00
65-66-63-66 260 (-20)

Cromwell, CT
June 23-26

FedExCup Points: 3,513

Purse: \$6,000,000

Course: TPC River Highlands | 35-35-70/ 6,841

Round 1	Round 2	Round 3
Jim Renner - 63 (-7)	Patrick Cantlay - 127 (-13)	Fredrik Jacobson - 194 (-16)
Ryan Moore - 64 (-6)	Johnson Wagner - 128 (-12)	Bryce Molder - 195 (-15)
Andres Romero - 64 (-6)	Shane Bertsch - 130 (-10)	James Driscoll - 197 (-13)
Michael Bradley - 65 (-5)	Nick Watney - 130 (-10)	Blake Adams - 198 (-12)
Chris Couch - 65 (-5)	Fredrik Jacobson - 131 (-9)	Ryan Moore - 198 (-12)
Brian Davis - 65 (-5)	Bryce Molder - 131 (-9)	John Rollins - 198 (-12)
Fredrik Jacobson - 65 (-5)	Alexandre Rocha - 131 (-9)	Andres Romero - 198 (-12)
Brandt Jobe - 65 (-5)	Andres Romero - 131 (-9)	Webb Simpson - 198 (-12)
Zach Johnson - 65 (-5)	Webb Simpson - 131 (-9)	Nick Watney - 198 (-12)
Bryce Molder - 65 (-5)	Vaughn Taylor - 131 (-9)	
Michael Putnam - 65 (-5)	D.J. Trahan - 131 (-9)	
Tag Ridings - 65 (-5)	Bo Van Pelt - 131 (-9)	
Alexandre Rocha - 65 (-5)		
John Rollins - 65 (-5)		
Vaughn Taylor - 65 (-5)		
Johnson Wagner - 65 (-5)		
Nick Watney - 65 (-5)		

Cut: 74 players at 4-under 136 from a field of 155 professionals and one amateur.

Weather: Thursday: Cloudy, with an afternoon high of 74. Winds NE at 5-10 mph. Due to a dangerous weather situation, play was suspended for the day at 11:28 a.m. (decision made at 5:58 p.m.). Friday: The first round resumed at 7 a.m., with the second round beginning at 12:45 p.m. Play was called due to darkness at 8:01 p.m. Cloudy and cool, with light morning rain. Afternoon high reached 70, with SE winds at 5-8 mph. Saturday: The second round resumed at 7 a.m., with the third round beginning at 11:45 a.m. Cloudy, with periods of light rain. Afternoon high of 73. Winds SW at 4-8 mph. Sunday: Cloudy and warmer, with highs reaching into the lower 80s. Winds WNW at 5-10 mph.

Tournament Record:

258 - Kenny Perry (2009)

Current Course Record:

60 - TPC River Highlands - Patrick Cantlay (2011)

Fredrik Jacobson carded a final-round, 4-under 66 to claim his first win on the PGA TOUR (188 starts) by one stroke over **John Rollins** and **Ryan Moore**. His previous-best finishes on TOUR were runner-up finishes at the 2007 Ginn sur Mer Classic, 2008 AT&T National and 2010 Valero Texas Open. Jacobson became the first international winner of the Travelers Championship since **Greg Norman** in 1995. He became the seventh Swedish-born player to win on the PGA TOUR, joining **Jesper Parnevik**, **Daniel Chopra**, **Gabriel Hjertstedt**, **Carl Pettersson**, **Richard S. Johnson** and **Henrik Stenson**.

The 2011 Travelers Championship winner, **Fredrik Jacobson**, led the field in the new statistical category: Strokes Gained-Putting. He picked up 2.246 strokes per round over the field.

Ryan Moore missed a 4-foot, 3-inch putt for par on the final hole to fall out of a tie for the lead with **Fredrik Jacobson** and tie for second at the 2011 Travelers Championship. Moore has posted a runner-up finish in six of his last seven years on TOUR (2011 Travelers Championship, 2010 AT&T National, 2008 HP Byron Nelson Championship, 2007 Memorial Tournament, 2006 Travelers Championship and 2005 RBC Canadian Open). The one year during that stretch that he failed to record a second-place finish was the same year he posted his only victory (2009 Wyndham Championship).

In 2011, 19-year-old amateur **Patrick Cantlay** posted a second-round TPC River Highlands course record 10-under-par 60, the 24th round of 60 in PGA TOUR history and first since **J.B. Holmes** at the 2010 Greenbrier Classic (third round). Cantlay held the 36-hole lead before eventually tying for 24th.

Prior to **Patrick Cantlay's** 60 at the 2011 Travelers Championship, the previous-best round at TPC River Highlands was 61, shared by **Kirk Triplett** (third round, 2000), **Phil Mickelson** (third round, 2001), **Scott Verplank** (fourth round, 2001), **Brad Faxon** (fourth round, 2005) and **Kenny Perry** (first round, 2009). Cantlay's 60 is the lowest round ever by an amateur on the PGA TOUR.

Defending champion **Bubba Watson** carded rounds of 66-69-69-67 to tie for 38th at the 2011 Travelers Championship. He was looking to join **Phil Mickelson** (2001-02) as the only players to successfully defend a title at the event. After missing the cut with rounds of 73-72 in his debut appearance at the 2006 Travelers Championship, Watson has since reeled off 15 of 16 rounds in the 60s at the tournament, including nine consecutive.

Thirty-three players turned in all four rounds in the 60s at the 2011 Travelers Championship. The lowest finish by those players was **Brandt Jobe's** tie for 56th.

Among the six past champions competing at the 2011 Travelers Championship, **J.J. Henry** finished highest, tied for 24th.

PGA TOUR rookie and first-round leader **Jim Renner** followed a career-low 7-under 63 with a 4-over 74 and missed the cut by one stroke at the 2011 Travelers Championship. He became the second first-round leader this season to miss the cut. At the Northern Trust Open, **Ben Martin** was among a nine-way tie for the lead after the first round with a 4-under 67 but came back with a second-round 80 to miss the weekend.

Tournament Results

Pos	Player	Score				Total	FedExCup Points	Earnings
		Rnd1	Rnd2	Rnd3	Rnd4			
1	Fredrik Jacobson	65	66	63	66	260/-20	500.00	1,080,000.00
T2	Ryan Moore	64	70	64	63	261/-19	245.00	528,000.00
T2	John Rollins	65	68	65	63	261/-19	245.00	528,000.00
4	Michael Thompson	67	65	68	62	262/-18	135.00	288,000.00
5	James Driscoll	69	64	64	67	264/-16	110.00	240,000.00
T6	Bryce Molder	65	66	64	70	265/-15	91.66	201,000.00
T6	Andres Romero	64	67	67	67	265/-15	91.66	201,000.00
T6	Kevin Streeleman	66	70	63	66	265/-15	91.66	201,000.00
T9	Blake Adams	66	66	66	68	266/-14	72.50	156,000.00
T9	Brian Davis	65	67	68	66	266/-14	72.50	156,000.00
T9	Tom Gillis	66	69	66	65	266/-14	72.50	156,000.00
T9	John Merrick	67	66	66	67	266/-14	72.50	156,000.00
T13	Webb Simpson	66	65	67	69	267/-13	57.00	112,500.00
T13	Brendan Steele	68	64	67	68	267/-13	57.00	112,500.00
T13	Bo Van Pelt	66	65	69	67	267/-13	57.00	112,500.00
T13	Nick Watney	65	65	68	69	267/-13	57.00	112,500.00
T17	David Mathis	67	65	68	68	268/-12	51.00	78,514.29
T17	Heath Slocum	70	63	68	67	268/-12	51.00	78,514.29
T17	Chris Stroud	66	69	67	66	268/-12	51.00	78,514.29
T17	David Toms	69	66	69	64	268/-12	51.00	78,514.29
T17	Tommy Gainey	66	69	65	68	268/-12	51.00	78,514.28
T17	D.J. Trahan	69	62	68	69	268/-12	51.00	78,514.28
T17	Johnson Wagner	65	63	71	69	268/-12	51.00	78,514.28
T24	Aaron Baddeley	67	67	66	69	269/-11	43.00	46,425.00
T24	Bud Cauley	68	67	69	65	269/-11	43.00	46,425.00
T24	Steve Flesch	68	68	70	63	269/-11	43.00	46,425.00
T24	J.J. Henry	68	67	65	69	269/-11	43.00	46,425.00
T24	Zach Johnson	65	68	70	66	269/-11	43.00	46,425.00
T24	Carl Pettersson	68	68	65	68	269/-11	43.00	46,425.00
T24	Ian Poulter	68	68	66	67	269/-11	43.00	46,425.00
T24	Brandt Snedeker	70	63	67	69	269/-11	43.00	46,425.00
T24	Patrick Cantlay - a	67	60	72	70	269/-11	43.00	46,425.00
T33	Chris DiMarco	66	66	70	68	270/-10	36.00	33,960.00
T33	Martin Laird	68	67	66	69	270/-10	36.00	33,960.00
T33	Alexandre Rocha	65	66	69	70	270/-10	36.00	33,960.00
T33	Vaughn Taylor	65	66	69	70	270/-10	36.00	33,960.00
T33	Jhonattan Vegas	69	67	68	66	270/-10	36.00	33,960.00
T38	David Hearn	66	67	70	68	271/-9	31.00	27,000.00
T38	Jerry Kelly	69	66	67	69	271/-9	31.00	27,000.00
T38	Spencer Levin	67	68	66	70	271/-9	31.00	27,000.00
T38	Tim Petrovic	66	69	68	68	271/-9	31.00	27,000.00
T38	Bubba Watson	66	69	69	67	271/-9	31.00	27,000.00
T43	Ricky Barnes	68	65	68	71	272/-8	24.00	18,840.00
T43	Shane Bertsch	67	63	75	67	272/-8	24.00	18,840.00
T43	D.J. Brigman	68	67	68	69	272/-8	24.00	18,840.00
T43	Charley Hoffman	67	67	68	70	272/-8	24.00	18,840.00
T43	Morgan Hoffmann	68	67	68	69	272/-8	24.00	18,840.00
T43	Colt Knost	67	68	65	72	272/-8	24.00	18,840.00
T43	Hunter Mahan	71	63	66	72	272/-8	24.00	18,840.00
T43	Tag Ridings	65	68	69	70	272/-8	24.00	18,840.00
T43	Vijay Singh	67	68	69	68	272/-8	24.00	18,840.00
T52	Joseph Bramlett	68	67	69	69	273/-7	17.50	14,310.00
T52	Joe Durant	67	68	68	70	273/-7	17.50	14,310.00
T52	Aron Price	69	66	68	70	273/-7	17.50	14,310.00
T52	Scott Verplank	67	69	69	68	273/-7	17.50	14,310.00
T56	Chris Couch	65	69	68	72	274/-6	14.00	13,680.00
T56	Brandt Jobe	65	69	67	73	274/-6	14.00	13,680.00
T56	Paul Stankowski	67	68	66	73	274/-6	14.00	13,680.00
T59	Ben Crane	66	70	69	70	275/-5	10.50	13,260.00
T59	J.B. Holmes	68	67	71	69	275/-5	10.50	13,260.00
T59	Carl Paulson	69	66	71	69	275/-5	10.50	13,260.00
T59	Fran Quinn	71	63	69	72	275/-5	10.50	13,260.00
T63	Keegan Bradley	71	65	68	72	276/-4	6.50	12,780.00
T63	Michael Bradley	65	69	72	70	276/-4	6.50	12,780.00
T63	Pdraig Harrington	69	67	71	69	276/-4	6.50	12,780.00
T63	Sean O'Hair	66	67	68	75	276/-4	6.50	12,780.00
T67	Briny Baird	70	66	68	73	277/-3	2.19	12,240.00
T67	Lee Janzen	66	67	75	69	277/-3	2.19	12,240.00

Continued on next page

Pos	Player	Score				Total	FedExCup Points	Earnings
		Rnd1	Rnd2	Rnd3	Rnd4			
T67	Michael Putnam	65	70	69	73	277/-3	2.19	12,240.00
T67	Nate Smith	71	65	70	71	277/-3	2.19	12,240.00
T67	Dean Wilson	68	68	70	71	277/-3	2.19	12,240.00
72	John Daly	69	67	71	74	281/1	.96	11,880.00
73	Zack Miller	70	66	76	72	284/4	.94	11,760.00
74	Daniel Summerhays	69	67	75	74	285/5	.92	11,640.00

The following players failed to complete the tournament: **CUT** – Arjun Atwal, Kris Blanks, Craig Bowden, Kevin Chappell, Jim Furyk, Hunter Haas, Bill Lunde, Geoff Ogilvy, Jim Renner, Kevin Stadler, Charlie Wi, Brendon de Jonge, Scott Gordon, Kent Jones, Sunghoon Kang, Anthony Kim, Troy Matteson, Billy Mayfair, Troy Merritt, Kyle Stanley, Cameron Tringale, Jay Williamson, Woody Austin, Chris Baryla, Jason Bohn, Ben Curtis, Jim Herman, Tim Herron, Bio Kim, Justin Leonard, William McGirt, Nick O'Hern, Joe Ogilvie, Chris Riley, Stephen Ames, Rich Beem, Matt Bettencourt, Chad Campbell, Greg Chalmers, Michael Connell, David Duval, Steve Elkington, Paul Goydos, Kevin Kisner, Matt McQuillan, Alex Prugh, Michael Sim, Josh Teater, Kevin Tway, Garrett Willis, Michael Allen, Christopher DeForest, Lucas Glover, Scott Gutschewski, Kenny Perry, Duffy Waldorf, Steven Bowditch, Nathan Green, Trevor Immelman, Ben Martin, Kevin Na, Corey Pavin, Jerod Turner, Stuart Appleby, Graham DeLaet, Chris Kirk, Scott Stallings, Will Strickler, Boo Weekley, Fabian Gomez, Billy Horschel, Matt Jones, Martin Piller, Billy Andrade, Brad Faxon, Andres Gonzales, Justin Hicks, Jarrod Lyle, Bobby Gates ; **W/D** – Fran Marrello, Rocco Mediate ; **DQ** – Marc Turnesa ;

Tournament History

Year	Winner *-Playoff	Score	FedExCup Points	Runners Up	Score	Course	Location	Par Yardage
Travelers Championship								
2011	Fredrik Jacobson	260/-20	500.00	Ryan Moore John Rollins	261	TPC River Highlands	Cromwell, CT	70/6,841
2010	Bubba Watson*	266/-14	500.00	Corey Pavin Scott Verplank	266	TPC River Highlands	Cromwell, CT	70/6,841
2009	Kenny Perry	258/-22	500.00	Paul Goydos David Toms	261	TPC River Highlands	Cromwell, CT	70/6,837
2008	Stewart Cink	262/-18	4, 500	Tommy Armour III Hunter Mahan	263	TPC River Highlands	Cromwell, CT	70/6,837
2007	Hunter Mahan*	265/-15	4, 500	Jay Williamson	265	TPC River Highlands	Cromwell, CT	70/6,820
Buick Championship								
2006	J.J. Henry	266/-14		Hunter Mahan Ryan Moore	269	TPC River Highlands	Cromwell, CT	70/6,820
2005	Brad Faxon*	266/-14		Tjaart van der Walt	266	TPC River Highlands	Cromwell, CT	70/6,820
2004	Woody Austin*	270/-10		Tim Herron	270	TPC River Highlands	Cromwell, CT	70/6,820
Greater Hartford Open								
2003	Peter Jacobsen	266/-14		Chris Riley	268	TPC River Highlands	Cromwell, CT	70/6,820
Canon Greater Hartford Open								
2002	Phil Mickelson	266/-14		Jonathan Kaye Davis Love III	267	TPC River Highlands	Cromwell, CT	70/6,820
2001	Phil Mickelson	264/-16		Billy Andrade	265	TPC River Highlands	Cromwell, CT	70/6,820
2000	Notah Begay III	260/-20		Mark Calcavecchia	261	TPC River Highlands	Cromwell, CT	70/6,820
1999	Brent Geiberger	262/-18		Skip Kendall	265	TPC River Highlands	Cromwell, CT	70/6,820
1998	Olin Browne*	266/-14		Stewart Cink Larry Mize	266	TPC River Highlands	Cromwell, CT	70/6,820
1997	Stewart Cink	267/-13		Tom Byrum Brandel Chamblee Jeff Maggert	268	TPC River Highlands	Cromwell, CT	70/6,820
1996	D.A. Weibring	270/-10		Tom Kite	274	TPC River Highlands	Cromwell, CT	70/6,820
1995	Greg Norman	267/-13		Dave Stockton Jr. Kirk Triplett Grant Waite	269	TPC River Highlands	Cromwell, CT	70/6,820
1994	David Frost	268/-12		Greg Norman	272	TPC River Highlands	Cromwell, CT	70/6,820
1993	Nick Price	271/- 9		Dan Forsman Roger Maltbie	276	TPC River Highlands	Cromwell, CT	70/6,820
1992	Lanny Wadkins	274/- 6		Dan Forsman Donnie Hammond Nick Price	271	TPC River Highlands	Cromwell, CT	70/6,820
1991	Billy Ray Brown*	271/- 9		Rick Fehr Corey Pavin	269	TPC Conneticut	Cromwell, CT	70/6,531
1990	Wayne Levi	267/-13		Mark Calcavecchia Brad Fabel Rocco Mediate Chris Perry	268	TPC Conneticut	Cromwell, CT	71/6,786
1989	Paul Azinger	267/-17		Wayne Levi				

Canon Sammy Davis Jr.-Greater Hartford Open

Continued on next page

Year	Winner *-Playoff	Score	FedExCup Points	Runners Up	Score	Course	Location	Par Yardage
1988	Mark Brooks*	269/-15		Dave Barr	269	TPC Conneticut	Cromwell, CT	71/6,786
1987	Paul Azinger	269/-15		Joey Sindelar Dan Forsman Wayne Levi	270	TPC Conneticut	Cromwell, CT	71/6,786
1986	Mac O'Grady*	269/-15		Roger Maltbie	269	TPC Conneticut	Cromwell, CT	71/6,786
1985	Phil Blackmar*	271/-13		Jodie Mudd Dan Pohl	271	TPC Conneticut	Cromwell, CT	71/6,786
Sammy Davis Jr.-Greater Hartford Open								
1984	Peter Jacobsen	269/-15		Mark O'Meara	271	TPC Conneticut	Cromwell, CT	71/6,786
1983	Curtis Strange	268/-16		Jay Haas	269	Wethersfield CC	Wethersfield, CT	71/6,568
1982	Tim Norris	259/-25		Jack Renner Raymond Floyd Hubert Green	265	Wethersfield CC	Wethersfield, CT	71/6,568
1981	Hubert Green	264/-20		Bobby Clampett Fred Couples Roger Maltbie	265	Wethersfield CC	Wethersfield, CT	71/6,568
1980	Howard Twitty*	266/-18		Jim Simons	266	Wethersfield CC	Wethersfield, CT	71/6,568
1979	Jerry McGee	267		Jack Renner	268	Wethersfield CC	Wethersfield, CT	71/6,568
1978	Rod Funseth	264		Dale Douglass Lee Elder Billy Kratzert	268	Wethersfield CC	Wethersfield, CT	71/6,568
1977	Billy Kratzert	265		Grier Jones Larry Nelson	268	Wethersfield CC	Wethersfield, CT	71/6,568
1976	Rik Massengale	266		Al Geiberger J.C. Snead	268	Wethersfield CC	Wethersfield, CT	71/6,568
1975	Don Bies*	267		Hubert Green	267	Wethersfield CC	Wethersfield, CT	71/6,568
1974	Dave Stockton	268		Raymond Floyd	272	Wethersfield CC	Wethersfield, CT	71/6,568
1973	Billy Casper	264		Bruce Devlin	265	Wethersfield CC	Wethersfield, CT	71/6,568
Greater Hartford Open Invitational								
1972	Lee Trevino*	269		Lee Elder	269	Wethersfield CC	Wethersfield, CT	71/6,568
1971	George Archer*	268		Lou Graham J.C. Snead	268	Wethersfield CC	Wethersfield, CT	71/6,568
1970	Bob Murphy	267		Paul Harney	271	Wethersfield CC	Wethersfield, CT	71/6,568
1969	Bob Lunn*	268		Dave Hill	268	Wethersfield CC	Wethersfield, CT	71/6,568
1968	Billy Casper	266		Bruce Crampton	269	Wethersfield CC	Wethersfield, CT	71/6,568
1967	Charles Sifford	272		Steve Oppermann	273	Wethersfield CC	Wethersfield, CT	71/6,568
Insurance City Open Invitational								
1966	Art Wall	266		Wes Ellis	268	Wethersfield CC	Wethersfield, CT	71/6,568
1965	Billy Casper*	274		Johnny Pott	274	Wethersfield CC	Wethersfield, CT	71/6,568
1964	Ken Venturi	273		Al Besselink Paul Bondeson Sam Carmichael Jim Grant	274	Wethersfield CC	Wethersfield, CT	71/6,568
1963	Billy Casper	271		George Bayer	272	Wethersfield CC	Wethersfield, CT	71/6,568
1962	Bob Goalby*	271		Art Wall	271	Wethersfield CC	Wethersfield, CT	71/6,568
1961	Billy Maxwell*	271		Ted Kroll	271	Wethersfield CC	Wethersfield, CT	71/6,568
1960	Arnold Palmer*	270		Bill Collins Jack Fleck	270	Wethersfield CC	Wethersfield, CT	71/6,568
1959	Gene Littler	272		Tom Nieporte	273	Wethersfield CC	Wethersfield, CT	71/6,568
1958	Jack Burke, Jr.	268		Dow Finsterwald Art Wall	271	Wethersfield CC	Wethersfield, CT	71/6,568
1957	Gardner Dickinson	272		George Bayer	274	Wethersfield CC	Wethersfield, CT	71/6,568
Insurance City Open								
1956	Arnold Palmer*	274		Ted Kroll	274	Wethersfield CC	Wethersfield, CT	71/6,568
1955	Sam Snead	269		Fred Hawkins Mike Souchak	276	Wethersfield CC	Wethersfield, CT	71/6,568
1954	Tommy Bolt*	271		Earl Stewart	271	Wethersfield CC	Wethersfield, CT	71/6,568
1953	Bob Toski	269		Jim Ferrier	270	Wethersfield CC	Wethersfield, CT	71/6,568
1952	Ted Kroll	273		Lawson Little Skee Riegel Earl Stewart	277	Wethersfield CC	Wethersfield, CT	71/6,568



AT&T National



Winner: Nick Watney
 FedExCup Points: 500.00
 \$1,116,000.00
 70-69-62-66 267 (-13)

Newtown Square, PA
June 30-July 03

FedExCup Points: 3,513

Purse: \$6,200,000

Course: Aronimink Golf Club | 35-35-70/ 7,237

Round 1	Round 2	Round 3
Hunter Haas - 66 (-4)	K.J. Choi - 133 (-7)	Rickie Fowler - 201 (-9)
Adam Scott - 66 (-4)	Justin Leonard - 135 (-5)	Nick Watney - 201 (-9)
Joe Ogilvie - 67 (-3)	Chris Riley - 135 (-5)	K.J. Choi - 202 (-8)
Kyle Stanley - 67 (-3)	Bo Van Pelt - 135 (-5)	Steve Marino - 203 (-7)
Jhonattan Vegas - 67 (-3)	Charlie Wi - 135 (-5)	Adam Scott - 203 (-7)
Dean Wilson - 67 (-3)	Nick Watney - 139 (-1)	Webb Simpson - 203 (-7)
Nick Watney - 70 (E)		

Cut: 75 professionals and two amateurs at 3-over 143 from a field of 117 professionals and two amateurs.

Weather: Thursday: Sunny with temperatures reaching the low-80s and low humidity. Winds NW 8-15 mph in the morning changing to WNW 8-15 mph in the afternoon. Friday: Sunny with a high of 84, winds NW 5-10 mph. Saturday: Mostly sunny and warmer with afternoon highs nearing 90 degrees. Winds WSW 5-10 mph. Sunday: Mostly cloudy with a chance of showers and thunderstorms with temperatures reaching the mid-80s. Winds WSW 5-10 mph.

Tournament Record:
 267 - Nick Watney (2011), Tiger Woods (2009)
Current Course Record:
 62 - Aronimink Golf Club - Nick Watney (2011)

Nick Watney entered the final round of the 2011 AT&T National tied with **Rickie Fowler** (74) and carded a bogey-free 66 to win by two strokes over **K.J. Choi**. The win was the fourth of his career: 2011 AT&T National, 2011 World Golf Championships-Cadillac Championship, 2009 Buick Invitational and the 2007 Zurich Classic of New Orleans.

With his victory at the AT&T National, **Nick Watney** moved from No. 5 to No. 1 in the FedExCup standings, knocking **Luke Donald** to No. 2 after four weeks at the top.

In the third round of the 2011 AT&T National, **Nick Watney** fired an Aronimink GC course record 8-under 62, including a back-nine 27. Watney's back-nine 27 was the lowest back nine of the 2011 PGA TOUR season.

Travelers Championship winner **Fredrik Jacobson** (\$1,260,264) and FedEx St. Jude Classic champion **Harrison Frazar** (\$1,058,436) were the top two players, not previously eligible for the British Open, from a cumulative money list including THE PLAYERS Championship, the Memorial Tournament presented by Nationwide Insurance, FedEx St. Jude Classic, U.S. Open, Travelers Championship and the AT&T National. As a result, they earned their tickets to the 2011 British Open.

Charles Howell III, with his tie-for-third finish at the 2011 AT&T National, earned a spot in the British Open as a result of being the top player among the top 5

who was not previously eligible.

Paving the way to the 2011 AT&T National winner's circle for **Nick Watney** was a course-record, third-round 8-under 62, including an 8-under 27 on Aronimink Golf Club's back nine (just one shy of **Corey Pavin's** all-time TOUR nine-hole record).

Robert Allenby had a hole-in-one during the final round of the 2011 AT&T National on the par-3 16th hole with a 6-iron from 194 yards. It was the fourth ace at the AT&T National: **Kevin Stadler** (2007), **Corey Pavin** (2008) and **Nathan Green** (2010). The hole-in-one was the eighth of Allenby's career on the PGA TOUR. Dating to 1971, only **Hal Sutton** (10) has more. **Hubert Green** also has eight.

Three players posted all four rounds in the 60s at the 2011 AT&T National: **K.J. Choi** (69-64-69-67), **Charles Howell III** (68-68-69-66) and **Bryce Molder** (69-67-68-69).

In the five-year history of the AT&T National, the third-round leader/co-leader has gone on to victory twice (**Justin Rose** in 2010 and **Nick Watney** in 2011).

Three past champions of the AT&T National competed in 2011: 2007 champion **K.J. Choi** (second), defending champion **Justin Rose** (tied for 15th) and 2008 winner **Anthony Kim** (missed cut).

Tournament Results

Pos	Player	Score					FedExCup Points	Earnings
		Rnd1	Rnd2	Rnd3	Rnd4	Total		
1	Nick Watney	70	69	62	66	267/-13	500.00	1,116,000.00
2	K.J. Choi	69	64	69	67	269/-11	300.00	669,600.00
T3	Charles Howell III	68	68	69	66	271/-9	145.00	322,400.00
T3	Jeff Overton	71	65	68	67	271/-9	145.00	322,400.00
T3	Adam Scott	66	71	66	68	271/-9	145.00	322,400.00
T6	Robert Allenby	71	68	68	65	272/-8	95.00	215,450.00
T6	Chris Stroud	70	68	66	68	272/-8	95.00	215,450.00

Continued on next page

Pos	Player	Score				Total	FedExCup Points	Earnings
		Rnd1	Rnd2	Rnd3	Rnd4			
T8	Chris Kirk	70	71	63	69	273/-7	80.00	179,800.00
T8	Bryce Molder	69	67	68	69	273/-7	80.00	179,800.00
T8	Webb Simpson	69	70	64	70	273/-7	80.00	179,800.00
T11	Kevin Stadler	73	69	64	68	274/-6	67.50	148,800.00
T11	Bo Van Pelt	69	66	71	68	274/-6	67.50	148,800.00
T13	Chris DiMarco	71	70	70	64	275/-5	58.50	124,000.00
T13	Rickie Fowler	68	69	64	74	275/-5	58.50	124,000.00
T15	Spencer Levin	70	68	68	70	276/-4	54.00	99,200.00
T15	John Merrick	68	70	68	70	276/-4	54.00	99,200.00
T15	Joe Ogilvie	67	70	70	69	276/-4	54.00	99,200.00
T15	Justin Rose	70	72	65	69	276/-4	54.00	99,200.00
T15	Kevin Streelman	71	69	68	68	276/-4	54.00	99,200.00
T20	Robert Garrigus	68	72	68	69	277/-3	49.00	72,230.00
T20	Steve Marino	70	70	63	74	277/-3	49.00	72,230.00
T20	Troy Matteson	68	70	68	71	277/-3	49.00	72,230.00
T20	Michael Putnam	72	70	69	66	277/-3	49.00	72,230.00
T20	Patrick Cantlay - a	70	69	71	67	277/-3		
T25	Tom Gillis	72	69	68	69	278/-2	44.00	51,460.00
T25	J.J. Henry	70	69	68	71	278/-2	44.00	51,460.00
T25	Charley Hoffman	71	69	70	68	278/-2	44.00	51,460.00
T25	George McNeill	70	70	69	69	278/-2	44.00	51,460.00
T25	Cameron Tringale	75	68	64	71	278/-2	44.00	51,460.00
T30	Hunter Mahan	72	71	66	70	279/-1	39.50	41,230.00
T30	Troy Merritt	74	68	70	67	279/-1	39.50	41,230.00
T30	Chris Riley	69	66	75	69	279/-1	39.50	41,230.00
T30	Andres Romero	71	70	67	71	279/-1	39.50	41,230.00
T34	Bill Haas	68	70	66	76	280/E	35.50	34,255.00
T34	Ryuji Imada	72	70	69	69	280/E	35.50	34,255.00
T34	Carl Pettersson	73	70	70	67	280/E	35.50	34,255.00
T34	Kyle Stanley	67	69	71	73	280/E	35.50	34,255.00
T38	Cameron Beckman	73	69	70	69	281/1	29.00	25,420.00
T38	Trevor Immelman	69	70	70	72	281/1	29.00	25,420.00
T38	Kent Jones	71	72	67	71	281/1	29.00	25,420.00
T38	Justin Leonard	68	67	71	75	281/1	29.00	25,420.00
T38	Scott McCarron	70	73	65	73	281/1	29.00	25,420.00
T38	Rod Pampling	74	69	72	66	281/1	29.00	25,420.00
T38	Pat Perez	68	74	70	69	281/1	29.00	25,420.00
T38	Michael Thompson	70	69	71	71	281/1	29.00	25,420.00
T38	Dean Wilson	67	73	69	72	281/1	29.00	25,420.00
T47	J.B. Holmes	73	67	69	73	282/2	22.50	17,577.00
T47	D.A. Points	68	71	73	70	282/2	22.50	17,577.00
T47	D.J. Trahan	70	72	66	74	282/2	22.50	17,577.00
T47	Gary Woodland	69	71	74	68	282/2	22.50	17,577.00
T51	Stephen Ames	72	71	68	72	283/3	17.50	14,838.67
T51	Michael Connell	74	69	68	72	283/3	17.50	14,838.67
T51	Brian Davis	71	72	68	72	283/3	17.50	14,838.67
T51	Hunter Haas	66	74	70	73	283/3	17.50	14,838.67
T51	Vaughn Taylor	70	71	71	71	283/3	17.50	14,838.66
T51	Charlie Wi	69	66	69	79	283/3	17.50	14,838.66
T57	David Hearn	69	70	73	72	284/4	11.00	13,764.00
T57	William McGirt	72	67	74	71	284/4	11.00	13,764.00
T57	Kevin Na	69	69	71	75	284/4	11.00	13,764.00
T57	Geoff Ogilvy	71	71	69	73	284/4	11.00	13,764.00
T57	Tag Ridings	70	72	73	69	284/4	11.00	13,764.00
T57	Johnson Wagner	71	68	70	75	284/4	11.00	13,764.00
T57	Garrett Willis	73	69	72	70	284/4	11.00	13,764.00
T64	Ricky Barnes	70	73	72	70	285/5	5.50	13,082.00
T64	Kris Blanks	70	71	72	72	285/5	5.50	13,082.00
T64	Tim Herron	71	71	69	74	285/5	5.50	13,082.00
T64	Jhonattan Vegas	67	71	69	78	285/5	5.50	13,082.00
T68	Brendon de Jonge	70	71	72	73	286/6	2.50	12,710.00
T68	Ryan Moore	72	70	71	73	286/6	2.50	12,710.00
T70	Mike Weir	71	70	73	74	288/8	.99	12,524.00
T70	Peter Uihlein - a	73	69	71	75	288/8		
T72	Kevin Chappell	70	72	72	75	289/9	.95	12,338.00
T72	Joe Durant	72	71	76	70	289/9	.95	12,338.00
74	Bill Lunde	74	68	73	75	290/10	.92	12,152.00
75	Steve Flesch	73	70	74	75	292/12	.90	12,028.00
76	Paul Goydos	75	66	79	75	295/15	.88	11,904.00

The following players failed to complete the tournament: **CUT** – Keegan Bradley, Ben Curtis, Harrison Frazar, Brian Gay, Billy Hurley III, David Mathis, Billy Mayfair, Shaun Micheel, Tim Petrovic, Michael Sim, Scott Stallings, Jason Dufner, Tommy Gainey, Bobby Gates, Josh Teater, Roland Thatcher, Camilo Villegas, Mark

Wilson, Michael Bradley, Matt Jones, Nick O'Hern, Greg Chalmers, Sean O'Hair, Arjun Atwal, Matt Bettencourt, Joseph Bramlett, Jim Furyk, Anthony Kim, Chez Reavie, Steven Bowditch, Billy Horschel, Marc Leishman, Blake Adams, Jimmy Walker, Erik Compton, Notah Begay III, Zack Miller, Alex Prugh ; **W/D** – Vijay Singh, Chris Couch, Boo Weekley, Lucas Glover ; **DQ** – Stuart Appleby ;

Tournament History

Year	Winner *-Playoff	Score	FedExCup Points	Runners Up	Score	Course	Location	Par Yardage
AT&T National								
2011	Nick Watney	267/-13	500.00	K.J. Choi	269	Aronimink Golf Club	Newtown Square, PA	70/7,237
2010	Justin Rose	270/-10	500.00	Ryan Moore	271	Aronimink Golf Club	Newtown Square, PA	70/7,237
2009	Tiger Woods	267/-13	500.00	Hunter Mahan	268	Congressional Country Club	Bethesda, MD	70/7,255
2008	Anthony Kim	268/-12	4, 500	Fredrik Jacobson	270	Congressional Country Club	Bethesda, MD	70/7,255
2007	K.J. Choi	271/- 9	4, 500	Steve Stricker	274	Congressional Country Club	Bethesda, MD	70/7,255



John Deere Classic



Winner: Steve Stricker
 FedExCup Points: 500.00
 \$810,000.00
 66-64-63-69 262 (-22)

Silvis, IL
 July 07-10

FedExCup Points: 3,513

Purse: \$4,500,000

Course: TPC Deere Run | 35-36-71/ 7,268

Round 1	Round 2	Round 3
Kris Blanks - 63 (-8)	Chez Reavie - 128 (-14)	Steve Stricker - 193 (-20)
Davis Love III - 64 (-7)	Steve Marino - 130 (-12)	Brendon de Jonge - 195 (-18)
Steve Marino - 64 (-7)	Steve Stricker - 130 (-12)	Chez Reavie - 196 (-17)
Matt McQuillan - 64 (-7)	Brendon de Jonge - 132 (-10)	Kyle Stanley - 197 (-16)
Kyle Stanley - 65 (-6)	Kyle Stanley - 132 (-10)	Cameron Percy - 200 (-13)
Mark Wilson - 65 (-6)	Jhonattan Vegas - 132 (-10)	Mark Wilson - 200 (-13)
Steve Stricker - 66 (-5)	Mark Wilson - 132 (-10)	

Cut: 73 players at 4-under 138 from a field of 155 professionals and one amateur.

Weather: Thursday: Mostly sunny and warm, with an afternoon high of 84. SE winds at 8-12 mph. Friday: Mostly sunny, with an afternoon high of 87. Winds ESE 8-12 mph. Saturday: Mostly sunny with an afternoon high of 90 degrees. Winds S-SE 7-12 mph. Sunday: Partly cloudy with an afternoon high of 91 degrees. Winds S 10-20 mph.

Tournament Record:
 258 - Steve Stricker (2010)
Current Course Record:
 59 - TPC Deere Run - Paul Goydos (2010)

Steve Stricker held a 2-stroke lead over **Brendon de Jonge** entering the final round of the 2011 John Deere Classic and posted a final-round 69, with a birdie on the 72nd hole from the fringe (25 feet, 3 inches) to claim a one-shot victory over rookie **Kyle Stanley**. Stricker has now held the outright lead six times on the PGA TOUR after 54-holes and he has converted each into victory.

In 10 career starts at the John Deere Classic, 2011 marks the second time **Steve Stricker** (1997, tied for seventh) recorded all four rounds in the 60s (66-64-63-69).

Steve Stricker finished second in the John Deere Classic field in Stokes Gained-Putting (1.256).

With his runner-up finish at the 2011 John Deere Classic, **Kyle Stanley** earned a spot in the British Open as a result of being the top player among the top five at the John Deere Classic who was not previously eligible. Stanley went on to tie for 44th at the British Open at Royal St. George's.

Five former British Open champions played the week prior to the 140th playing of the event at Royal St. George's: defending champion **Louis Oosthuizen** (missed cut), **Stewart Cink** (missed cut), **John Daly** (missed cut), **David Duval** (missed cut) and **Todd Hamilton** (tied for 22nd).

With his victory at the 2011 John Deere Classic, coupled with his win earlier in the year at the Memorial Tournament, **Steve Stricker** became the eighth player since 1983 to win multiple events in three or more consecutive seasons on TOUR.

Steve Stricker: 2009-2011/3

Phil Mickelson: 1996-1998/3, 2000-2002/3 and 2004-2009/6

Tigers Woods: 1999-2003/5 and 2005-2009/5

Vijay Singh: 2002-2005/4

Ernie Els: 2002-2004/3

David Duval: 1997-1999/3

Mark O'Meara: 1995-1998/4

Nick Price: 1991-1994/4

Steve Stricker, with his win at the 2011 John Deere Classic, became just the ninth player since World War II to win the same event three or more consecutive years.

Steve Stricker recorded his 11th career win on the PGA TOUR at the 2011 John Deere Classic, joining the following players who won 11 in their career: **Andy Bean, Frank Beard, John Cook, Al Geiberger, Bob Goalby, Scott Hoch, Wayne Levi, Bobby Nichols, Victor Ghezzi** and **Tony Lema**. Eight of Stricker's 11 wins on TOUR have come since he turned 40.

After missing the cut in his two previous starts at the John Deere Classic in 2009 and 2010, **Kris Blanks** posted five straight birdies in the first round in 2011 en route to an 8-under 63 to lead **Davis Love III, Steve Marino** and **Matt McQuillan** by one. Blanks tied for 12th.

Tournament Results

Pos	Player	Score				Total	FedExCup Points	Earnings
		Rnd1	Rnd2	Rnd3	Rnd4			
1	Steve Stricker	66	64	63	69	262/-22	500.00	810,000.00
2	Kyle Stanley	65	67	65	66	263/-21	300.00	486,000.00

Continued on next page

Pos	Player	Score				Total	FedExCup Points	Earnings
		Rnd1	Rnd2	Rnd3	Rnd4			
T3	Zach Johnson	66	69	67	65	267/-17	162.50	261,000.00
T3	Matt McQuillan	64	69	70	64	267/-17	162.50	261,000.00
T5	Charles Howell III	66	68	70	64	268/-16	105.00	171,000.00
T5	Chez Reavie	66	62	68	72	268/-16	105.00	171,000.00
T7	Brendon de Jonge	66	66	63	74	269/-15	87.50	145,125.00
T7	Cameron Percy	66	67	67	69	269/-15	87.50	145,125.00
T9	Briny Baird	68	70	68	64	270/-14	75.00	121,500.00
T9	Brian Gay	68	67	69	66	270/-14	75.00	121,500.00
T9	Cameron Tringale	70	66	65	69	270/-14	75.00	121,500.00
T12	Kris Blanks	63	71	70	67	271/-13	57.83	85,500.00
T12	Sunghoon Kang	72	65	68	66	271/-13	57.83	85,500.00
T12	Davis Love III	64	70	69	68	271/-13	57.83	85,500.00
T12	Aron Price	69	66	67	69	271/-13	57.83	85,500.00
T12	Michael Putnam	70	68	67	66	271/-13	57.83	85,500.00
T12	Michael Thompson	71	66	67	67	271/-13	57.83	85,500.00
T18	Arjun Atwal	67	66	70	69	272/-12	51.50	60,750.00
T18	Marco Dawson	68	69	66	69	272/-12	51.50	60,750.00
T18	Charles Warren	67	68	67	70	272/-12	51.50	60,750.00
T18	Dean Wilson	69	65	67	71	272/-12	51.50	60,750.00
T22	Andres Gonzales	68	68	69	68	273/-11	45.50	39,487.50
T22	Todd Hamilton	70	66	67	70	273/-11	45.50	39,487.50
T22	Chris Kirk	68	69	70	66	273/-11	45.50	39,487.50
T22	Michael Letzig	70	65	68	70	273/-11	45.50	39,487.50
T22	David Mathis	68	65	69	71	273/-11	45.50	39,487.50
T22	Scott Stallings	69	66	68	70	273/-11	45.50	39,487.50
T22	Kirk Triplett	68	65	73	67	273/-11	45.50	39,487.50
T22	Brett Wetterich	69	68	67	69	273/-11	45.50	39,487.50
T30	Woody Austin	69	67	67	71	274/-10	37.50	26,156.25
T30	Jason Bohn	72	66	68	68	274/-10	37.50	26,156.25
T30	Chris Couch	70	65	69	70	274/-10	37.50	26,156.25
T30	Will MacKenzie	67	70	66	71	274/-10	37.50	26,156.25
T30	Troy Merritt	68	68	69	69	274/-10	37.50	26,156.25
T30	Bryce Molder	71	66	67	70	274/-10	37.50	26,156.25
T30	Tim Petrovic	69	69	69	67	274/-10	37.50	26,156.25
T30	Mark Wilson	65	67	68	74	274/-10	37.50	26,156.25
T38	Shane Bertsch	71	66	67	71	275/-9	30.00	18,450.00
T38	Steven Bowditch	67	68	72	68	275/-9	30.00	18,450.00
T38	Jim Herman	66	68	70	71	275/-9	30.00	18,450.00
T38	Kent Jones	70	68	69	68	275/-9	30.00	18,450.00
T38	Ben Martin	67	70	68	70	275/-9	30.00	18,450.00
T38	D.A. Points	66	68	70	71	275/-9	30.00	18,450.00
T38	Heath Slocum	70	66	70	69	275/-9	30.00	18,450.00
T45	Craig Bowden	67	70	69	70	276/-8	21.00	11,863.64
T45	Frank Lickliter II	68	70	69	69	276/-8	21.00	11,863.64
T45	Rod Pampling	69	69	70	68	276/-8	21.00	11,863.64
T45	Scott Piercy	70	67	69	70	276/-8	21.00	11,863.64
T45	Alex Prugh	69	68	72	67	276/-8	21.00	11,863.64
T45	Josh Teater	66	70	70	70	276/-8	21.00	11,863.64
T45	D.J. Trahan	67	70	74	65	276/-8	21.00	11,863.64
T45	Cameron Beckman	66	69	68	73	276/-8	21.00	11,863.63
T45	Brian Davis	70	66	67	73	276/-8	21.00	11,863.63
T45	Lee Janzen	66	68	69	73	276/-8	21.00	11,863.63
T45	John Mallinger	68	65	70	73	276/-8	21.00	11,863.63
T56	Chad Campbell	67	69	70	71	277/-7	14.00	10,170.00
T56	J.J. Henry	68	68	69	72	277/-7	14.00	10,170.00
T56	Billy Mayfair	67	66	72	72	277/-7	14.00	10,170.00
59	John Merrick	67	71	67	73	278/-6	12.00	9,990.00
T60	Michael Connell	69	66	73	71	279/-5	9.00	9,720.00
T60	James Driscoll	71	67	70	71	279/-5	9.00	9,720.00
T60	Nathan Green	69	64	69	77	279/-5	9.00	9,720.00
T60	William McGirt	67	67	71	74	279/-5	9.00	9,720.00
T60	Joe Ogilvie	69	67	71	72	279/-5	9.00	9,720.00
T65	Steve Marino	64	66	73	78	281/-3	5.00	9,360.00
T65	John Rollins	72	65	69	75	281/-3	5.00	9,360.00
T65	Michael Sim	67	70	70	74	281/-3	5.00	9,360.00
T68	Jason Day	67	69	75	71	282/-2	2.00	9,090.00
T68	David Hearn	67	69	71	75	282/-2	2.00	9,090.00
T68	Jhonattan Vegas	68	64	75	75	282/-2	2.00	9,090.00
T71	Troy Matteson	67	69	72	75	283/-1	.97	8,865.00
T71	Chris Stroud	69	64	76	74	283/-1	.97	8,865.00
73	Duffy Waldorf	67	69	73	76	285/1	.94	8,730.00

The following players failed to complete the tournament: **CUT** – Blake Adams, Ricky Barnes, Chris Baryla, Michael Bradley, Joseph Bramlett, Stewart Cink, Mark Hensby, Ryuji Imada, Marc Leishman, Shaun Micheel, Louis Oosthuizen, Jim Renner, Paul Stankowski, Daniel Summerhays, Vaughn Taylor, Garrett Willis, Rich Beem, D.J. Brigman, Greg Chalmers, Chris DiMarco, Tommy Gainey, Robert Gamez, Justin Hicks, Brandt Jobe, Kevin Kisner, Pat Perez, Alexandre Rocha, Nate Smith, Jay Williamson, Paul Goydos, Hunter Haas, Morgan Hoffmann, Richard S Johnson, Jerry Kelly, Chad Proehl, Jeff Quinney, Tag Ridings, Chris Riley, Andres Romero, Kevin Stadler, Chris Tidland, Jimmy Walker, J.P. Hayes, Matt Jones, Jarrod Lyle, Dicky Pride, Charlie Wi, Fabian Gomez, Bio Kim, Colt Knost, Brian Maurer, Bob May, Zack Miller, Leif Olson, Brett Quigley, Mike Small, Matt Weibring, Jonathan Byrd, Scott Gutschewski, Fran Quinn, Kevin Tway, David Duval, Scott McCarron, Jason Dufner, Billy Horschel, Martin Piller, Brady Schnell, Will Strickler, Bobby Gates, Kenny Perry, Brad Faxon, Roland Thatcher, Matt Bettencourt, Derek Lamely, Scott Gordon, Mike Weir, John Daly, Chris Smith, Scott Langley ; **W/D** – George McNeill, Scott Verplank, Robert Garrigus, David Toms ;

Tournament History

Year	Winner *-Playoff	Score	FedExCup Points	Runners Up	Score	Course	Location	Par Yardage
John Deere Classic								
2011	Steve Stricker	262/-22	500.00	Kyle Stanley	263	TPC Deere Run	Silvis, IL	71/7,268
2010	Steve Stricker	258/-26	500.00	Paul Goydos	260	TPC Deere Run	Silvis, IL	71/7,268
2009	Steve Stricker	264/-20	500.00	Zach Johnson	267	TPC Deere Run	Silvis, IL	71/7,268
				Brett Quigley				
				Brandt Snedeker				
2008	Kenny Perry*	268/-16	4, 500	Brad Adamonis	268	TPC Deere Run	Silvis, IL	71/7,268
				Jay Williamson				
2007	Jonathan Byrd	266/-18	4, 500	Tim Clark	267	TPC Deere Run	Silvis, IL	71/7,268
2006	John Senden	265/-19		J.P. Hayes	266	TPC Deere Run	Silvis, IL	71/7,193
2005	Sean O'Hair	268/-16		Robert Damron	269	TPC Deere Run	Silvis, IL	71/7,193
				Hank Kuehne				
2004	Mark Hensby*	268/-16		John E. Morgan	268	TPC Deere Run	Silvis, IL	71/7,193
2003	Vijay Singh	268/-16		Jonathan Byrd	272	TPC Deere Run	Silvis, IL	71/7,183
				J.L. Lewis				
				Chris Riley				
2002	J.P. Hayes	262/-22		Robert Gamez	266	TPC Deere Run	Silvis, IL	71/7,183
2001	David Gossett	265/-19		Briny Baird	266	TPC Deere Run	Silvis, IL	71/7,183
2000	Michael Clark II*	265/-19		Kirk Triplett	265	TPC Deere Run	Silvis, IL	71/7,183
1999	J.L. Lewis*	261/-19		Mike Brisky	261	Oakwood CC	Coal Valley, IL	70/6,762
Quad City Classic								
1998	Steve Jones	263/-17		Scott Gump	264	Oakwood CC	Coal Valley, IL	70/6,762
1997	David Toms	265/-15		Brandel Chamblee	268	Oakwood CC	Coal Valley, IL	70/6,762
				Robert Gamez				
				Jimmy Johnston				
1996	Ed Fiori	268/-12		Andrew Magee	270	Oakwood CC	Coal Valley, IL	70/6,762
1995	D.A. Weibring	197/-13		Jonathan Kaye	198	Oakwood CC	Coal Valley, IL	70/6,755
Hardee's Golf Classic								
1994	Mark McCumber	265/-15		Kenny Perry	266	Oakwood CC	Coal Valley, IL	70/6,755
1993	David Frost	259/-21		Payne Stewart	266	Oakwood CC	Coal Valley, IL	70/6,755
				D.A. Weibring				
1992	David Frost	266/-14		Tom Lehman	269	Oakwood CC	Coal Valley, IL	70/6,751
				Loren Roberts				
1991	D.A. Weibring	267/-13		Paul Azinger	268	Oakwood CC	Coal Valley, IL	70/6,751
				Peter Jacobsen				
1990	Joey Sindelar*	268/-12		Willie Wood	268	Oakwood CC	Coal Valley, IL	70/6,751
1989	Curt Byrum	268/-12		Bill Britton	269	Oakwood CC	Coal Valley, IL	70/6,606
				Brian Tennyson				
1988	Blaine McCallister	261/-19		Dan Forsman	264	Oakwood CC	Coal Valley, IL	70/6,606
1987	Kenny Knox	265/-15		Gil Morgan	266	Oakwood CC	Coal Valley, IL	70/6,606
1986	Mark Wiebe	268/-12		Curt Byrum	269	Oakwood CC	Coal Valley, IL	70/6,602
Lite Quad Cities Open								
1985	Dan Forsman	267/-13		Bob Tway	268	Oakwood CC	Coal Valley, IL	70/6,602
Miller High Life QCO								
1984	Scott Hoch	266/-14		George Archer	271	Oakwood CC	Coal Valley, IL	70/6,602
				Vance Heafner				
				Dave Stockton				
1983	Danny Edwards*	266/-14		Morris Hatafsky	266	Oakwood CC	Coal Valley, IL	70/6,602
1982	Payne Stewart	268/-12		Brad Bryant	270	Oakwood CC	Coal Valley, IL	70/6,602
				Pat McGowan				
Quad Cities Open								
1981	Dave Barr*	270/-10		Woody Blackburn	270	Oakwood CC	Coal Valley, IL	70/6,602
				Frank Conner				
				Dan Halldorson				
				Victor Regalado				
1980	Scott Hoch	266/-14		Curtis Strange	269	Oakwood CC	Coal Valley, IL	70/6,602
Ed McMahon-Jaycees Quad Cities Open								
1979	D.A. Weibring	266		Calvin Peete	268	Oakwood CC	Coal Valley, IL	70/6,602

Continued on next page

Year	Winner *-Playoff	Score	FedExCup Points	Runners Up	Score	Course	Location	Par Yardage
1978	Victor Regalado	269		Fred Marti	270	Oakwood CC	Coal Valley, IL	70/6,602
1977	Mike Morley	267		Bob Murphy Victor Regalado	269	Oakwood CC	Coal Valley, IL	70/6,602
1976	John Lister	268		Fuzzy Zoeller	270	Oakwood CC	Coal Valley, IL	70/6,602
1975	Roger Maltbie	275		Dave Eichelberger	276	Oakwood CC	Coal Valley, IL	70/6,602
Quad Cities Open								
1974	Dave Stockton	271		Bruce Fleisher	272	Crow Valley CC	Bettendorf, IA	71/6,501
1973	Sam Adams	268		Dwight Nevil Kermit Zarley	271	Crow Valley CC	Bettendorf, IA	71/6,501
1972	Deane Beman	279		Tom Watson	280	Crow Valley CC	Bettendorf, IA	71/6,501
1971	Deane Beman	277		Dow Finsterwald	279	Crow Valley CC	Bettendorf, IA	71/6,501



Viking Classic



Winner: Chris Kirk
 FedExCup Points: 250.00
 \$648,000.00
 67-67-64-68 266 (-22)

Madison, MS
July 14-17

FedExCup Points: 1,759

Purse: \$3,600,000

Course: Annandale GC | 36-36-72/ 7,199

Round 1	Round 2	Round 3
Brendon de Jonge - 65 (-7)	Hunter Haas - 130 (-14)	Chris Kirk - 198 (-18)
Bobby Gates - 65 (-7)	Peter Lonard - 130 (-14)	Sunghoon Kang - 199 (-17)
Sunghoon Kang - 65 (-7)	Kevin Kisner - 132 (-12)	Peter Lonard - 199 (-17)
Peter Lonard - 65 (-7)	Troy Matteson - 132 (-12)	George McNeill - 199 (-17)
John Mallinger - 65 (-7)	George McNeill - 132 (-12)	D.J. Trahan - 199 (-17)
Tim Petrovic - 65 (-7)	Chris Kirk - 134 (-10)	
Chris Kirk - 67 (-5)		

Cut: 73 professionals and one amateur at 4-under 140 from a field of 131 professionals and one amateur.

Weather: Thursday: Partly cloudy, with a high of 96 . Variable winds E at 4-8 mph. Friday: Mostly cloudy, with afternoon thunderstorms and a high of 93. Winds E at 4-8 mph. The start of the second round was delayed two hours due to overnight rains and began at 9:10 a.m. CST. Play was suspended due to a dangerous weather situation at 1:47 p.m. until 5:44 p.m. for a total delay of 3:57. Play was suspended for the day at 6:40 p.m. due to a dangerous weather situation. Thirty-four players finished the second round Friday. Saturday: Partly cloudy, with a high of 93. Winds E at 4-8 mph. The second round resumed at 7 a.m. Saturday. Sunday: Partly cloudy, with a high of 89. Winds E at 5-10 mph. Preferred lies utilized for all four rounds of the tournament.

Tournament Record:

263 - Dan Halldorson (1986)

Current Course Record:

61 - Annandale GC - Keith Clearwater (1996)

Twenty-six-year-old **Chris Kirk** carded a final-round, 4-under 68 to claim his first PGA TOUR win by one stroke over **George McNeill** and **Tom Pernice, Jr.** His previous best-finish on TOUR was a tie for second behind **Phil Mickelson** at the 2011 Shell Houston Open.

The cut at the 2011 Viking Classic came at 4-under 140, equaling the tournament record, with 73 professionals and one amateur advancing. It marked the fourth time (1997, 2000 and 2004) the 36-hole cut came at 4-under 140 at the Viking Classic.

Chris Kirk became the fifth rookie (of six) to win on TOUR in 2011 with his victory at the Viking Classic.

Chris Kirk became the seventh player to make the Viking Classic his first win. The following players made the Viking Classic their first win, joining **D.J. Trahan**

(2006), **Luke Donald** (2002), **Cameron Beckman** (2001), **Willie Wood** (1996), **Ed Dougherty** (1995) and **Brian Henninger** (1994).

Chris Kirk, who made his professional debut at the 2007 Viking Classic (missed cut), led the 2011 Viking Classic field in birdies, with 23.

Tom Pernice, Jr., 51, fresh off of a tie for fifth at the Champions Tour's Nature Valley First Tee Open at Pebble Beach, carded a final-round 5-under 67 to tie for second. Pernice was looking for his first TOUR win since the 2001 INTERNATIONAL.

Peter Lonard tied for ninth at the 2011 Viking Classic in his first start on the PGA TOUR since the 2009 Children's Miracle Network Classic. Lonard finished among the top 125 on the PGA TOUR money list every year between 2002-2008 before losing his TOUR card following the 2009 campaign.

Tournament Results

Pos	Player	Score					FedExCup Points	Earnings
		Rnd1	Rnd2	Rnd3	Rnd4	Total		
1	Chris Kirk	67	67	64	68	266/-22	250.00	648,000.00
T2	George McNeill	67	65	67	68	267/-21	122.50	316,800.00
T2	Tom Pernice Jr.	66	67	67	67	267/-21	122.50	316,800.00
T4	Bud Cauley	68	67	66	67	268/-20		148,800.00
T4	Hunter Haas	66	64	70	68	268/-20	58.33	148,800.00
T4	Jim Renner	69	69	62	68	268/-20	58.33	148,800.00
T7	Tommy Gainey	67	67	67	68	269/-19	44.00	116,100.00
T7	Sunghoon Kang	65	70	64	70	269/-19	44.00	116,100.00
T9	Blake Adams	72	62	67	69	270/-18	36.25	93,600.00

Continued on next page

Pos	Player	Score				Total	FedExCup Points	Earnings
		Rnd1	Rnd2	Rnd3	Rnd4			
T9	Shane Bertsch	68	68	67	67	270/-18	36.25	93,600.00
T9	Peter Lonard	65	65	69	71	270/-18	36.25	93,600.00
T9	D.J. Trahan	68	65	66	71	270/-18	36.25	93,600.00
T13	Michael Connell	66	68	69	68	271/-17	28.83	69,600.00
T13	Brendon de Jonge	65	70	68	68	271/-17	28.83	69,600.00
T13	Bill Lunde	66	69	68	68	271/-17	28.83	69,600.00
T16	D.J. Brigman	68	70	68	66	272/-16	27.25	59,400.00
T16	Chez Reavie	66	68	67	71	272/-16	27.25	59,400.00
T18	Woody Austin	68	69	65	71	273/-15	24.50	40,800.00
T18	Steven Bowditch	70	67	74	62	273/-15	24.50	40,800.00
T18	Joseph Bramlett	70	70	67	66	273/-15	24.50	40,800.00
T18	Fabian Gomez	66	70	68	69	273/-15	24.50	40,800.00
T18	Billy Horschel	71	68	66	68	273/-15	24.50	40,800.00
T18	Bio Kim	66	69	69	69	273/-15	24.50	40,800.00
T18	Troy Matteson	66	66	75	66	273/-15	24.50	40,800.00
T18	Scott Piercy	67	67	68	71	273/-15	24.50	40,800.00
T18	Kirk Triplett	67	66	70	70	273/-15	24.50	40,800.00
T27	Chris DiMarco	68	69	66	71	274/-14	20.50	24,480.00
T27	Joe Durant	68	69	68	69	274/-14	20.50	24,480.00
T27	Kevin Kisner	68	64	69	73	274/-14	20.50	24,480.00
T27	John Mallinger	65	68	72	69	274/-14	20.50	24,480.00
T27	Billy Mayfair	67	69	71	67	274/-14	20.50	24,480.00
T27	William McGirt	68	68	69	69	274/-14	20.50	24,480.00
T27	John Senden	69	69	67	69	274/-14	20.50	24,480.00
T34	Kris Blanks	69	67	67	72	275/-13	17.75	18,990.00
T34	Robert Damron	70	67	68	70	275/-13	17.75	18,990.00
T34	Matt McQuillan	72	65	71	67	275/-13	17.75	18,990.00
T34	Will Strickler	70	68	68	69	275/-13	17.75	18,990.00
T38	Stephen Ames	67	70	69	70	276/-12	15.25	15,120.00
T38	Cameron Beckman	68	69	70	69	276/-12	15.25	15,120.00
T38	Lee Janzen	67	71	70	68	276/-12	15.25	15,120.00
T38	Richard S Johnson	67	70	74	65	276/-12	15.25	15,120.00
T38	Kenny Perry	66	70	70	70	276/-12	15.25	15,120.00
T38	Tim Petrovic	65	69	68	74	276/-12	15.25	15,120.00
T44	Rich Beem	68	69	68	72	277/-11	11.75	10,404.00
T44	Tom Byrum	67	68	71	71	277/-11	11.75	10,404.00
T44	Chris Couch	69	69	67	72	277/-11	11.75	10,404.00
T44	Bobby Gates	65	69	68	75	277/-11	11.75	10,404.00
T44	Frank Lickliter II	67	71	70	69	277/-11	11.75	10,404.00
T44	Joe Ogilvie	69	71	68	69	277/-11	11.75	10,404.00
T44	Paul Stankowski	74	66	68	69	277/-11	11.75	10,404.00
T44	Omar Uresti	69	69	69	70	277/-11	11.75	10,404.00
T52	Rod Pampling	67	69	74	68	278/-10	9.00	8,496.00
T52	Chris Riley	68	70	69	71	278/-10	9.00	8,496.00
T52	Josh Teater	67	70	69	72	278/-10	9.00	8,496.00
T55	Guy Boros	68	72	71	68	279/-9	7.25	8,172.00
T55	Steve Elkington	70	69	64	76	279/-9	7.25	8,172.00
T55	J.P. Hayes	68	69	68	74	279/-9	7.25	8,172.00
T55	Tag Ridings	67	72	73	67	279/-9	7.25	8,172.00
T59	Jim Herman	70	67	71	72	280/-8	5.75	7,956.00
T59	Chris Stroud	72	68	70	70	280/-8	5.75	7,956.00
T61	Andres Gonzales	70	70	70	71	281/-7	4.50	7,776.00
T61	Derek Lamely	70	69	71	71	281/-7	4.50	7,776.00
T61	Heath Slocum	70	70	75	66	281/-7	4.50	7,776.00
T64	David Hearn	72	68	69	73	282/-6	3.25	7,632.00
T64	Jonathan Randolph - a	69	69	72	72	282/-6		
T66	Mark Brooks	70	70	71	72	283/-5	2.00	7,488.00
T66	Michael Thompson	68	69	73	73	283/-5	2.00	7,488.00
T66	Matt Weibring	67	73	71	72	283/-5	2.00	7,488.00
T69	Craig Barlow	70	70	73	71	284/-4	.75	7,308.00
T69	Will MacKenzie	69	70	71	74	284/-4	.75	7,308.00
T71	Zack Miller	72	67	72	74	285/-3	.48	7,164.00
T71	Andre Stolz	70	68	71	76	285/-3	.48	7,164.00
73	J.L. Lewis	69	70	71	79	289/1	.47	7,056.00
74	Brian Bateman	71	68	76	76	291/3	.46	6,984.00

The following players failed to complete the tournament: **CUT** – Scott Gordon, Scott Gutschewski, Ben Martin, Len Mattiace, Scott McCarron, Aron Price, Alex Prugh, Brett Quigley, Jeff Quinney, Nate Smith, Daniel Summerhays, Jerod Turner, Johnson Wagner, Briny Baird, Jason Bohn, Michael Letzig, Jarrod Lyle, Martin Piller, Grant Waite, Jay Williamson, Chris Baryla, Michael Clark II, Dan Forsman, Justin Hicks, Alexandre Rocha, Matt Fast, Marc Turnesa, Glen Day, James Driscoll, Nolan Henke, John Morse, Chris Smith, Phil Tataurang, Willie Wood, Bob Burns, Skip Kendall, Parker McLachlin, Ted Purdy, Robin Freeman, Ryuji Imada, Colt Knost, Phil Schmitt, Fulton Allem, Mark Carnevale, Greg Huxman, Ted Tryba, Carlos Franco, Matthew Swan ; **W/D** – Stuart Deane, Mark Hensby, Dicky Pride, Dick Mast, Dave Rummells, Shaun Micheel, Notah Begay III, Robert Gamez, Eric Axley, Steve Lowery ;

Tournament History

Year	Winner *-Playoff	Score	FedExCup Points	Runners Up	Score	Course	Location	Par Yardage
Viking Classic								
2011	Chris Kirk	266/-22	250.00	George McNeill Tom Pernice Jr.	267	Annandale GC	Madison, MS	72/7,199
2010	Bill Haas	273/-15		Michael Allen	276	Annandale GC	Madison, MS	72/7,199
2008	Will MacKenzie*	269/-19		Brian Gay Marc Turnesa Johnson Wagner	269	Annandale GC	Madison, MS	72/7,199
2007	Chad Campbell	275/-13			276	Annandale GC	Madison, MS	72/7,199
Southern Farm Bureau Classic								
2006	D.J. Trahan*	275/-13		Joe Durant	275	Annandale GC	Madison, MS	72/7,199
2005	Heath Slocum	267/-21		Carl Pettersson Loren Roberts Ryan Palmer	269	Annandale GC	Madison, MS	72/7,199
2004	Fred Funk	266/-22		Brenden Pappas	267	Annandale GC	Madison, MS	72/7,199
2003	John Huston	268/-20		Deane Pappas	269	Annandale GC	Madison, MS	72/7,199
2002	Luke Donald	201/-15		Chad Campbell	202	Annandale GC	Madison, MS	72/7,199
2001	Cameron Beckman	269/-19		Skip Kendall	270	Annandale GC	Madison, MS	72/7,199
2000	Steve Lowery*	266/-22		Chris DiMarco	266	Annandale GC	Madison, MS	72/7,199
1999	Brian Henninger	202/-14			205	Annandale GC	Madison, MS	72/7,199
Deposit Guaranty Golf Classic								
1998	Fred Funk	270/-18		Paul Goydos Franklin Langham Tim Loustalot	272	Annandale GC	Madison, MS	72/7,157
1997	Billy Ray Brown	271/-17		Mike Standly	272	Annandale GC	Madison, MS	72/7,157
1996	Willie Wood	268/-20		Kirk Triplett	269	Annandale GC	Madison, MS	72/7,157
1995	Ed Dougherty	272/-16		Gil Morgan	274	Annandale GC	Madison, MS	72/7,157
1994	Brian Henninger*	135/- 9		Mike Sullivan	135	Annandale GC	Madison, MS	72/7,157
1993	Greg Kraft	267/-13		Morris Hatalsky Tad Rhyan	268	Hattisburg CC	Hattiesburg, MS	70/6,280
1992	Richard Zokol	267/-13		Mike Donald Bob Eastwood Mike Nicolette Greg Twiggs	268	Hattisburg CC	Hattiesburg, MS	70/6,280
1991	Larry Silveira*	266/-14		Russ Cochran Mike Nicolette	266	Hattisburg CC	Hattiesburg, MS	70/6,280
1990	Gene Sauers	268/-12		Jack Ferenz	270	Hattisburg CC	Hattiesburg, MS	70/6,280
1989	Jim Booros*	199/-11		Mike Donald	199	Hattisburg CC	Hattiesburg, MS	70/6,280
1988	Frank Conner	267/-13		Brian Mogg	272	Hattisburg CC	Hattiesburg, MS	70/6,280
1987	David Ogrin	267		Nick Faldo	268	Hattisburg CC	Hattiesburg, MS	70/6,594
1986	Dan Halldorson	263/-17		Paul Azinger	265	Hattisburg CC	Hattiesburg, MS	70/6,594

British Open Championship



Winner: Darren Clarke
\$1,452,078.00
68-68-69-70 275 (-5)

Sandwich, Kent, ENG
July 14-17

FedExCup Points: 3,776

Purse: \$7,300,000

Course: Royal St. George's Golf Club | 35-35-70/ 7,211

Round 1	Round 2	Round 3
Thomas Bjorn - 65 (-5)	Darren Clarke - 136 (-4)	Darren Clarke - 205 (-5)
Tom Lewis - 65 (-5)	Lucas Glover - 136 (-4)	Dustin Johnson - 206 (-4)
Lucas Glover - 66 (-4)	Thomas Bjorn - 137 (-3)	Thomas Bjorn - 208 (-2)
Miguel A Jimenez - 66 (-4)	Chad Campbell - 137 (-3)	Rickie Fowler - 208 (-2)
Webb Simpson - 66 (-4)	Miguel A Jimenez - 137 (-3)	Lucas Glover - 209 (-1)
Darren Clarke - 68 (-2)	Martin Kaymer - 137 (-3)	Miguel A Jimenez - 209 (-1)

Cut: 69 professionals and two amateurs at 3-over 143 from a field of 151 professionals and five amateurs.

Weather: Thursday: Mostly cloudy, with brief morning showers. Winds NW at 15-20 mph, with gusts to 30 mph. High of 66. Friday: Mostly sunny and warmer. Winds SSW at 15-20 mph, with gusts up to 25 mph. High of 72. Saturday: Cold, windy and rainy. Winds SSW at 20-25 mph with gusts to 35 mph. High of 62. Sunday: Mostly cloudy and windy, with patches of heavy rain. Winds SSW at 20-25 mph, with gusts to 35 mph. High of 66.

Tournament Record:
267 - Greg Norman (1993)

Tournament Course Record:
63 - Paul Broadhurst (1990) - St. Andrews Links (Old Course)
63 - Nick Faldo (1993) - Royal St. George GC
63 - Rory McIlroy (2010) - St. Andrews Links (Old Course)
63 - Mark Hayes (1977) - The Ailsa Championship Course
63 - Isao Aoki (1980) - Muirfield
63 - Greg Norman (1986) - The Ailsa Championship Course
63 - Payne Stewart (1993) - Royal St. George GC
63 - Jodie Mudd (1991) - Royal Birkdale GC

Darren Clarke carded a final-round 70 to defeat **Dustin Johnson** and **Phil Mickelson** by three strokes and claim his first major championship in his 54th start at the 140th British Open. Clarke's win came in his 20th Open start, breaking the previous record of 15 starts by Nick Price before winning the claret jug for the first time. His previous-best finish in a major was a tie for second at the 1997 British Open won by **Justin Leonard**.

Only 1992 U.S. Open winner **Tom Kite** (72 starts) and 1998 Masters winner **Mark O'Meara** (59) took more starts to win his first major than 2011 British Open winner **Darren Clarke's** 54 starts.

In 2011, **Darren Clarke** became the second player from Northern Ireland to win the British Open (**Fred Daly**, 1947, Royal Liverpool). He was also the fourth to win a major championship (and second straight), joining Daly (1947 British Open), **Graeme McDowell** (2010 U.S. Open) and **Rory McIlroy** (2011 U.S. Open).

Countries Represented - Winners of the British Open:

United States (27 winners, 42 wins) **Scotland** (22 winners, 41 wins)

England (14 winners, 28 wins)

Australia (four winners, nine wins)

South Africa (four winners, nine wins)

Northern Ireland (two winners, two wins)

Spain (one winner, three wins)

Republic of Ireland (one winner, two wins)

Argentina (one winner, one win)

France (one winner, one win)

New Zealand (one winner, one win)

Zimbabwe (one winner, one win)

Phil Mickelson's tie for second at the 2011 British Open was his seventh runner-up finish in 76 major championship starts. It was his 32nd top-10 finish, with

victories at the 2004, 2006 and 2010 Masters Tournament and the 2005 PGA Championship.

Dustin Johnson tied for second in his 12th career major championship appearance, with four top-10 finishes and his only missed cut coming at the 2009 British Open at Turnberry.

At age 61, **Tom Watson** finished 6-over 286 for his best 72-hole score in five British Open starts at Royal St. George's (286 in 2011, 290 in 2003, 290 in 1981, 294 in 1985, missed cut in 1993). Watson's tie for 22nd was his 69th top-25 finish in 133 major championship starts.

U.S. Open champion **Rory McIlroy** tied for 25th at the 2011 British Open in his attempt to become the first player since **Padraig Harrington** in 2008 to win two majors in one year (British Open, PGA Championship). McIlroy was attempting to become just the seventh player to win the U.S. Open and the British Open in the same season and the first since **Tiger Woods** in 2000. The list includes Woods (2000), **Tom Watson** (1982), **Lee Trevino** (1971), **Ben Hogan** (1953), **Gene Sarazen** (1932) and **Bobby Jones** (1926 and 1930).

Sergio Garcia (tied for seventh at the U.S. Open, tied for ninth at the British Open) recorded consecutive top 10s in a major in 2011 for the first time since 2006 when he tied for fifth at the British Open and tied for third at the PGA Championship.

U.S. Ryder Cup captain **Davis Love III** tied for ninth in his 25th British Open appearance (dating to his start at Muirfield in 1987). The 20-time PGA TOUR winner tied for fourth in 2003 at Royal St. George's for the best of his six top-10 finishes at the British Open. The 2011 start was his 90th in a major championship (22 top 10s).

Thomas Bjorn (65-72-71-71-279) finished fourth in 2011 in his bid to seek redemption at Royal St. George's from the 2003 British Open, where he stepped to the 16th hole with a two-shot lead before finishing double bogey, bogey, par to finish one stroke behind champion **Ben Curtis**.

Louis Oosthuizen tied for 54th in his attempt to become the seventh player to post consecutive British Open victories since 1951: **Padraig Harrington** (2007-08), **Tiger Woods** (2005-06), **Tom Watson** (1982-83), **Lee Trevino** (1971-72),

Arnold Palmer (1961-62) and **Peter Thomson** (1954-56). Sixteen players have performed the feat throughout the history of the British Open.

Making his 18th British Open start, 52-year-old **Tom Lehman** tied for 22nd in his attempt to become the oldest major championship winner. **Julius Boros** currently holds the distinction with his win at the 1968 PGA Championship at age 48 years, 4 months, 18 days. The oldest British Open winner is **Tom Morris, Sr.**, who was 46 years, 3 months, 9 days old when he won in 1867.

Masters champion **Charl Schwartzel** (tied for ninth at the U.S. Open) and **Ja-**

son Day (tied for second at the Masters and was second at the U.S. Open) tied for 16th and tied for 30th, respectively, in their attempt at posting top-10 performances at the first three majors of the year.

First-round co-leader **Tom Lewis** tied for 30th in his bid to become the fourth amateur winner of the British Open (**Bobby Jones, Harold Hilton, John Ball, Jr.**). Lewis, who won the 2009 Boys' Amateur Championship at Royal St. George's, opened the week with a 5-under 65—the lowest round by an amateur in British Open history. He was named after five-time British Open winner **Tom Watson**, with the two paired together the first two rounds.

Tournament Results

Pos	Player	Score				Total	FedExCup Points	Earnings
		Rnd1	Rnd2	Rnd3	Rnd4			
1	Darren Clarke	68	68	69	70	275/-5		1,452,078.00
T2	Dustin Johnson	70	68	68	72	278/-2	270.00	689,737.05
T2	Phil Mickelson	70	69	71	68	278/-2	270.00	689,737.05
4	Thomas Bjorn	65	72	71	71	279/-1		419,489.20
T5	Chad Campbell	69	68	74	69	280/E	110.00	293,105.17
T5	Rickie Fowler	70	70	68	72	280/E	110.00	293,105.17
T5	Anthony Kim	72	68	70	70	280/E	110.00	293,105.17
8	Raphael Jacquelin	74	67	71	69	281/1		209,744.60
T9	Simon Dyson	68	72	72	70	282/2		168,332.95
T9	Sergio Garcia	70	70	74	68	282/2	82.33	168,332.95
T9	Davis Love III	70	68	72	72	282/2	82.33	168,332.95
T12	Lucas Glover	66	70	73	74	283/3	68.00	126,384.03
T12	Martin Kaymer	68	69	73	73	283/3		126,384.03
T12	Steve Stricker	69	71	72	71	283/3	68.00	126,384.03
15	George Coetzee	69	69	72	74	284/4		109,712.56
T16	Richard Green	70	71	73	71	285/5		90,351.52
T16	Fredrik Jacobson	70	70	73	72	285/5	54.16	90,351.52
T16	Zach Johnson	72	68	71	74	285/5	54.16	90,351.52
T16	Charl Schwartzel	71	67	75	72	285/5	54.16	90,351.52
T16	Webb Simpson	66	74	72	73	285/5	54.16	90,351.52
T16	Y.E. Yang	71	69	73	72	285/5	54.16	90,351.52
T22	Anders Hansen	69	69	72	76	286/6		72,066.63
T22	Tom Lehman	71	67	73	75	286/6	48.00	72,066.63
T22	Tom Watson	72	70	72	72	286/6	48.00	72,066.63
T25	Miguel A Jimenez	66	71	72	78	287/7		62,923.38
T25	Rory McIlroy	71	69	74	73	287/7		62,923.38
T25	Adam Scott	69	70	73	75	287/7	45.00	62,923.38
T28	Charles Howell III	71	70	73	74	288/8	42.50	56,873.06
T28	Ryan Moore	69	74	76	69	288/8	42.50	56,873.06
T30	Stewart Cink	70	71	77	71	289/9	37.50	47,134.45
T30	Jason Day	71	70	76	72	289/9	37.50	47,134.45
T30	Pablo Larrazabal	68	70	76	75	289/9		47,134.45
T30	Seung-yul Noh	69	72	75	73	289/9		47,134.45
T30	Ryan Palmer	68	71	72	78	289/9	37.50	47,134.45
T30	Bubba Watson	69	72	74	74	289/9	37.50	47,134.45
T30	Gary Woodland	75	68	74	72	289/9	37.50	47,134.45
T30	Tom Lewis - a	65	74	76	74	289/9		
T38	Gary Boyd	71	70	76	73	290/10		36,301.95
T38	Yuta Ikeda	69	71	75	75	290/10		36,301.95
T38	Trevor Immelman	70	72	72	76	290/10	30.50	36,301.95
T38	Simon Khan	71	72	77	70	290/10		36,301.95
T38	Jeff Overton	68	71	78	73	290/10	30.50	36,301.95
T38	Robert Rock	69	71	74	76	290/10		36,301.95
T44	K.J. Choi	71	72	75	73	291/11	25.50	28,538.17
T44	Spencer Levin	72	69	81	69	291/11	25.50	28,538.17
T44	Justin Rose	72	70	79	70	291/11	25.50	28,538.17
T44	Kyle Stanley	68	72	77	74	291/11	25.50	28,538.17
T48	Robert Allenby	69	72	75	76	292/12	20.50	23,555.93
T48	Gregory Bourdy	73	70	77	72	292/12		23,555.93
T48	Floris De Vries	70	73	76	73	292/12		23,555.93
T48	Jim Furyk	72	70	76	74	292/12	20.50	23,555.93
T48	Richard McEvoy	69	72	75	76	292/12		23,555.93
T48	Peter Uihlein - a	71	71	75	75	292/12		
T54	Paul Casey	74	69	78	72	293/13	16.00	21,458.49
T54	Louis Oosthuizen	72	70	74	77	293/13	16.00	21,458.49
T54	Rory Sabbatini	71	70	77	75	293/13	16.00	21,458.49

Continued on next page

Pos	Player	Score				Total	FedExCup Points	Earnings
		Rnd1	Rnd2	Rnd3	Rnd4			
T57	Fredrik Andersson Hed	68	75	77	74	294/14		20,571.11
T57	Ricky Barnes	68	74	78	74	294/14	11.50	20,571.11
T57	Stephen Gallacher	70	71	77	76	294/14		20,571.11
T57	Bill Haas	72	70	79	73	294/14	11.50	20,571.11
T57	Gregory Havret	72	71	78	73	294/14		20,571.11
T57	Bo Van Pelt	73	69	73	79	294/14	11.50	20,571.11
T63	Joost Luiten	73	69	79	75	296/16		19,845.07
T63	Matthew Millar	71	72	80	73	296/16		19,845.07
T63	Mark Wilson	74	68	75	79	296/16	7.00	19,845.07
T66	Paul Lawrie	73	70	81	73	297/17		19,441.71
T66	Edoardo Molinari	69	74	76	78	297/17		19,441.71
68	Henrik Stenson	72	71	75	80	298/18	3.00	19,199.70
69	Harrison Frazar	72	70	77	80	299/19	2.00	19,038.36
70	Kenneth Ferrie	71	71	76	83	301/21		18,877.01
71	Jung-gon Hwang	68	74	83	79	304/24		18,715.67

The following players failed to complete the tournament: **CUT** – Thomas Aiken, Alejandro Canizares, Ben Crane, Ross Fisher, Peter Hanson, Padraig Harrington, J.B. Holmes, Rick Kulacz, Justin Leonard, Bryden MacPherson, Hunter Mahan, Sean O'Hair, Graeme Storm, Lee Westwood, Danny Willett, Matteo Manassero, Graeme McDowell, Alexander Noren, Brandt Snedeker, Camilo Villegas, Nick Watney, Peter Whiteford, Angel Cabrera, John Daly, Luke Donald, Jason Dufner, Robert Karlsson, Neil Schietekat, Kevin Streelman, Lee Corfield, Charley Hoffman, Jason Knutzon, Martin Laird, Martin Maritz, Prom Meesawat, Geoff Ogilvy, Thorbjorn Olesen, Ian Poulter, Sang-Moon Bae, Lucas Bjerregaard, Mark Calcavecchia, Ernie Els, Robert Garrigus, Tetsuji Hiratsuka, Bernhard Langer, Francesco Molinari, Tadahiro Takayama, Kurt Barnes, Jonathan Byrd, Brad Kennedy, Mark Laskey, Sandy Lyle, Kevin Na, Aaron Baddeley, Nathan Green, Scott Jamieson, Simon Lilly, Steve Marino, Tom Shadbolt, Chris Tidland, Ben Curtis, Brian Davis, Hiroyuki Fujita, Thongchai Jaidee, Matt Kuchar, Chih-Bing Lam, Bob Estes, Kyung-tae Kim, Mark O'Meara, Rhys Davies, Andrew Johnston, Jerry Kelly, Prayad Marksaeng, Francis McGuirk, Adam Wootton, Ryo Ishikawa, Alvaro Quiros, Andy Smith, David Duval, Hiroo Kawai, Todd Hamilton, Markus Brier, Simon Edwards, Craig Hinton ; **W/D** – Retief Goosen ;

Tournament History

Year	Winner *-Playoff	Score	FedExCup Points	Runners Up	Score	Course	Location	Par Yardage
British Open Championship								
2011	Darren Clarke	275/- 5	600.00	Dustin Johnson Phil Mickelson	278	Royal St. George's Golf Club	Sandwich, Kent, ENG	70/7,211
2010	Louis Oosthuizen	272/-16	600.00	Lee Westwood	279	St. Andrews Links (Old Course)	Fife, SCO	72/7,305
2009	Stewart Cink*	278/- 2	600.00	Tom Watson	278	The Ailsa Championship Course	Turnberry, Ayrshire, SCO	70/7,204
2008	Padraig Harrington	283/+ 3	4, 950	Ian Poulter	287	Royal Birkdale GC	Southport, ENG	70/7,173
2007	Padraig Harrington*	277/- 7	4, 950	Sergio Garcia	277	Carnoustie GC	Angus, SCO	71/7,361
2006	Tiger Woods	270/-18		Chris DiMarco	272	Royal Liverpool GC	Hoylake, Eng	72/7,258
2005	Tiger Woods	274/-14		Colin Montgomerie	279	St. Andrews Links (Old Course)	Fife, SCO	72/7,279
2004	Todd Hamilton*	274/-10		Ernie Els	274	Royal Troon GC	Ayshire, Sco	71/7,175
2003	Ben Curtis	283/- 1		Thomas Bjorn	284	Royal St. George GC	Sandwich, Kent, ENG	71/7,106
2002	Ernie Els*	278/- 6		Vijay Singh Stuart Appleby Steve Elkington Thomas Levet	278	Muirfield	Muirfield, SCO	71/7,030
2001	David Duval	274/-10		Niclas Fasth	277	Royal Lytham St. Anne	Lytham St Annes, Lancashire, ENG	71/6,905
2000	Tiger Woods	269/-19		Thomas Bjorn Ernie Els	277	St. Andrews Links (Old Course)	Fife, SCO	72/7,115
1999	Paul Lawrie*	290/+ 6		Justin Leonard Jean Van de Velde	290	Carnoustie GC	Angus, SCO	71/7,361

Continued on next page

Year	Winner *-Playoff	Score	FedExCup Points	Runners Up	Score	Course	Location	Par Yardage
1998	Mark O'Meara*	280/ E		Brian Watts	280	Royal Birkdale GC	Southport, ENG	70/7,018
1997	Justin Leonard	272/-12		Darren Clarke Jesper Parnevik	275	Royal Troon GC	Troon, SCO	71/7,079
1996	Tom Lehman	271/-13		Ernie Els	273	Royal Lytham St. Anne	Lytham St Annes, Lancashire, ENG	71/6,892
1995	John Daly*	282/- 6		Mark McCumber Costantino Rocca	282	St. Andrews (Old Course)	Fife, SCO	72/6,933
1994	Nick Price	268/-12		Jesper Parnevik	269	The Ailsa Championship Course	Turnberry, Ayrshire, SCO	70/6,957
1993	Greg Norman	267/-13		Nick Faldo	269	Royal St. George GC	Sandwich, Kent, ENG	70/6,860
1992	Nick Faldo	272/-16		John Cook	273	Muirfield	Muirfield, SCO	71/7,030
1991	Ian Baker-Finch	272/- 8		Mike Harwood	274	Royal Birkdale GC	Southport, ENG	70/6,940
1990	Nick Faldo	270		Mark McNulty Payne Stewart	275	St. Andrews Links (Old Course)	Fife, SCO	72/7,115
1989	Mark Calcavecchia	275		Wayne Grady Greg Norman	275	Royal Troon GC	Troon, SCO	72/7,067
1988	Seve Ballesteros	273		Nick Price	275	Royal Lytham St. Anne	Lytham St Annes, Lancashire, ENG	72/6,857
1987	Nick Faldo	279/- 9		Paul Azinger Rodger Davis	280	Muirfield	Muirfield, SCO	71/7,030
1986	Greg Norman	280/ E		Gordon J. Brand	285	The Ailsa Championship Course	Turnberry, Ayrshire, SCO	70/6,957
1985	Sandy Lyle	282/+ 2		Payne Stewart	283	Royal St. George GC	Sandwich, Kent, ENG	70/6,857
1984	Seve Ballesteros	276/-12		Bernhard Langer Tom Watson	278	St. Andrews (Old Course)	Fife, SCO	72/6,933
1983	Tom Watson	275/- 5		Andy Bean Hale Irwin	276	Royal Birkdale GC	Southport, ENG	70/6,968
1982	Tom Watson	284/ E		Peter Oosterhuis Nick Price	285	Royal Troon GC	Troon, SCO	71/7,079
1981	Bill Rogers	276/- 4		Bernhard Langer	280	Royal St. George GC	Sandwich, Kent, ENG	70/6,827
1980	Tom Watson	271		Lee Trevino	275	Muirfield	Muirfield, SCO	71/7,030
1979	Seve Ballesteros	283		Ben Crenshaw Jack Nicklaus	286	Royal Lytham St. Anne	Lytham St Annes, Lancashire, ENG	71/6,822
1978	Jack Nicklaus	281		Ben Crenshaw Raymond Floyd Tom Kite Simon Owen	283	St. Andrews Links (Old Course)	Fife, SCO	72/6,933
1977	Tom Watson	268		Jack Nicklaus	269	The Ailsa Championship Course	Turnberry, Ayrshire, SCO	70/6,715
1976	Johnny Miller	279		Seve Ballesteros Jack Nicklaus	285	Royal Birkdale GC	Southport, ENG	72/7,001
1975	Tom Watson	350		Jack Newton	351	Carnoustie GC	Angus, SCO	72/7,065
1974	Gary Player	282		Peter Oosterhuis	286	Royal Lytham St. Anne	Lytham St Annes, Lancashire, ENG	71/6,822
1973	Tom Weiskopf	276		Neil Coles Johnny Miller	279	Royal Troon GC	Troon, SCO	72/7,064

Continued on next page

Year	Winner *-Playoff	Score	FedExCup Points	Runners Up	Score	Course	Location	Par Yardage
1972	Lee Trevino	278		Jack Nicklaus	279	Muirfield	Muirfield, SCO	71/6,892
1971	Lee Trevino	278		Lu-Liang Huan	279	Royal Birkdale GC	Southport, ENG	71/7,080
1970	Jack Nicklaus	355		Doug Sanders	356	St. Andrews Links (Old Course)	Fife, SCO	72/6,951
1969	Tony Jacklin	280		Bob Charles	282	Royal Lytham St. Anne	Lytham St Annes, Lancashire, ENG	71/6,848
1968	Gary Player	289		Bob Charles	291	Carnoustie GC	Angus, SCO	72/7,252
1967	Roberto De Vicenzo	278		Jack Nicklaus	280	Royal Liverpool GC	Hoylake, Eng	72/6,995
1966	Jack Nicklaus	282		Doug Sanders	283	Muirfield	Muirfield, SCO	71/6,887
1965	Peter Thomson	285		Dave Thomas	287	Royal Birkdale GC	Southport, ENG	73/7,037
1964	Tony Lema	279		Brian Huggett	284	St. Andrews Links (Old Course)	Fife, SCO	72/6,926
1963	Bob Charles	277		Christy O'Connor Sr	277	Royal Lytham St. Anne	Lytham St Annes, Lancashire, ENG	71/6,836
1962	Arnold Palmer	276		Jack Nicklaus	282	Royal Troon GC	Troon, SCO	7,045
1961	Arnold Palmer	284		Phil Rodgers	285	Royal Birkdale GC	Southport, ENG	74/6,844
1960	Kel Nagle	278		Kel Nagle	279	St. Andrews Links (Old Course)	Fife, SCO	6,936
1959	Gary Player	284		Dai Rees	286	Muirfield	Muirfield, SCO	72/6,805
1958	Peter Thomson	278		Arnold Palmer	278	Royal Lytham St. Anne	Lytham St Annes, Lancashire, ENG	6,635
1957	Bobby Locke	279		Fred Bullock	282	St. Andrews Links (Old Course)	Fife, SCO	6,936
1956	Peter Thomson	286		Flory Van Donck	289	Royal Liverpool GC	Hoylake, Eng	72/6,960
1955	Peter Thomson	281		Peter Thomson	283	St. Andrews Links (Old Course)	Fife, SCO	6,526
1954	Peter Thomson	283		John Fallon	284	Royal Birkdale GC	Southport, ENG	74/6,857
1953	Ben Hogan	282		Bobby Locke	286	Carnoustie GC	Angus, SCO	7,200
1952	Bobby Locke	287		Dai Rees	288	Royal Lytham St. Anne	Lytham St Annes, Lancashire, ENG	6,657
1951	Max Faulkner	285		Sid Scott	287	Royal Portrush GC	Portrush, IRL	6,802
1950	Bobby Locke	279		Antonio O. Cerda	281	Royal Troon GC	Troon, SCO	6,583
1949	Bobby Locke*	283		Dai Rees	283	Royal St. George's Golf Club	Sandwich, Kent, ENG	6,728
1948	Henry Cotton	284		Frank Stranahan	289	Muirfield	Muirfield, SCO	6,806
1947	Fred Daly	293		Peter Thomson	294	Royal Liverpool GC	Hoylake, Eng	72/7,078
1946	Sam Snead	290		Reggie Horne	294	St. Andrews Links (Old Course)	Fife, SCO	6,923
1939	Dick Burton	290		Frank Stranahan	292	St. Andrews Links (Old Course)	Fife, SCO	6,842
1938	RA Whitcombe	295		Johnny Bulla	297	Royal St. George's Golf Club	Sandwich, Kent, ENG	6,842

Continued on next page

Year	Winner *-Playoff	Score	FedExCup Points	Runners Up	Score	Course	Location	Par Yardage
1937	Henry Cotton	290		RA Whitcombe	292	Carnoustie GC	Angus, SCO	6,728
1936	Alfred Padgham	287		James Adams	288	Royal Liverpool GC	Hoylake, Eng	72/7,078
1935	Alfred Perry	283		Alfred Padgham	287	Muirfield	Muirfield, SCO	6,806
1934	Henry Cotton	283		Sid Brews	288	Royal St. George's Golf Club	Sandwich, Kent, ENG	6,776
1933	Denny Shute*	292		Craig Wood	292	St. Andrews Links (Old Course)	Fife, SCO	6,572
1932	Gene Sarazen	283		MacDonald Smith	288	Prince's	Sandwich, ENG	6,890
1931	Tommy Armour	296		Jose Jurado	297	Carnoustie GC	Angus, SCO	6,410
1930	Robert Jones, Jr.	T 291		Leo Diegel	293	Royal Liverpool GC	Hoylake, Eng	6,750
				MacDonald Smith				
1929	Walter Hagen	292		Johnny Farrell	298	Muirfield	Muirfield, SCO	6,806
1928	Walter Hagen	292		Gene Sarazen	294	Royal St. George's Golf Club	Sandwich, Kent, ENG	6,751
1927	Robert Jones, Jr.	T 285		Aubrey Boomer	291	St. Andrews Links (Old Course)	Fife, SCO	6,572
				Fred Robson				
1926	Robert Jones, Jr.	T 291		Al Watrous	293	Royal Lytham St. Anne	Lytham St Annes, Lancashire, ENG	6,456
1925	James Barnes	300		Archie Compston	301	Prestwick GC	Prestwick, Ayrshire, SCO	6,444
				Edward (TED) Ray				
1924	Walter Hagen	301		Ernest Whitcombe	302	Royal Liverpool GC	Hoylake, Eng	6,750
1923	Arthur Havers	295		Walter Hagen	296	Royal Troon GC	Troon, SCO	6,415
1922	Walter Hagen	300		James Barnes	301	Royal St. George's Golf Club	Sandwich, Kent, ENG	6,616
				George Duncan				
1921	Jock Hutchison*	296		Roger Wethered	296	St. Andrews Links (Old Course)	Fife, SCO	6,616
1920	George Duncan	303		Alex Herd	305	Royal Cinque Ports GC	Kent, ENG	6,653
1914	Harry Vardon	306		J. H. Taylor	309	Prestwick GC	Prestwick, Ayrshire, SCO	6,122
1913	J. H. Taylor	304		Edward (TED) Ray	312	Royal Liverpool GC	Hoylake, Eng	6,455
1912	Edward (TED) Ray	295		Harry Vardon	299	Muirfield	Muirfield, SCO	6,194
1911	Harry Vardon*	303		Arnaud Massy	303	Royal St. George's Golf Club	Sandwich, Kent, ENG	6,594
1910	James Braid	299		Alex Herd	303	St. Andrews Links (Old Course)	Fife, SCO	6,487
1909	J. H. Taylor	295		Tom Ball	301	Royal Cinque Ports GC	Kent, ENG	6,495
				James Braid				
1908	James Braid	291		Tom Ball	299	Prestwick GC	Prestwick, Ayrshire, SCO	5,948
1907	Arnaud Massy	312		J. H. Taylor	314	Royal Liverpool GC	Hoylake, Eng	6,355
1906	James Braid	300		J. H. Taylor	304	Muirfield	Muirfield, SCO	5,934
1905	James Braid	318		Rowland Jones	323	St. Andrews Links (Old Course)	Fife, SCO	6,333
				J. H. Taylor				
1904	Jack White	296		James Braid	297	Royal St. George's Golf Club	Sandwich, Kent, ENG	6,223
				J. H. Taylor				
1903	Harry Vardon	300		Tom Vardon	306	Prestwick GC	Prestwick, Ayrshire, SCO	5,948
1902	Alex Herd	307		James Braid	308	Royal Liverpool GC	Hoylake, Eng	6,355
				Harry Vardon				
1901	James Braid	309		Harry Vardon	312	Muirfield	Muirfield, SCO	5,810

Continued on next page

Year	Winner *-Playoff	Score	FedExCup Points	Runners Up	Score	Course	Location	Par Yardage
1900	J. H Taylor	309		Harry Vardon	317	St. Andrews Links (Old Course)	Fife, SCO	6,323
1899	Harry Vardon	310		Jack White	315	Royal St. George's Golf Club	Sandwich, Kent, ENG	6,012
1898	Harry Vardon	307		Willie Park Jr	308	Prestwick GC	Prestwick, Ayrshire, SCO	5,732
1897	Harold H Hilton	314		James Braid	315	Royal Liverpool GC	Hoylake, Eng	6,150
1896	Harry Vardon*	316		J. H. Taylor	316	Muirfield	Muirfield, SCO	N/A
1895	J. H Taylor	322		Alex Herd	324	St. Andrews Links (Old Course)	Fife, SCO	N/A
1894	J. H Taylor	326		Douglas Rolland	331	Royal St. George's Golf Club	Sandwich, Kent, ENG	N/A
1893	William Auchterlonie	322		John E. Laidlay	324	Prestwick GC	Prestwick, Ayrshire, SCO	N/A
1892	Harold H Hilton	305		John Ball	308	Muirfield	Muirfield, SCO	N/A
1891	Hugh Kirkaldy	166		Alex Herd Hugh Kirkaldy Willie Fernie	168	St. Andrews Links (Old Course)	Fife, SCO	N/A
1890	John Ball	164		Andrew Kirkaldy Willie Fernie	167	Prestwick GC	Prestwick, Ayrshire, SCO	N/A
1889	Willie Park Jr*	155		Archie Simpson Andrew Kirkaldy	155	Musselburgh Links	Musselburgh, SCO	N/A
1888	Jack Burns	171		David Anderson	172	St. Andrews Links (Old Course)	Fife, SCO	N/A
1887	Willie Park Jr	161		Ben Sayers	162	Prestwick GC	Prestwick, Ayrshire, SCO	N/A
1886	David Brown	157		Bob Martin Willie Campbell	159	Musselburgh Links	Musselburgh, SCO	N/A
1885	Bob Martin	171		Archie Simpson	172	St. Andrews Links (Old Course)	Fife, SCO	N/A
1884	Jack Simpson	160		Willie Fernie	164	Prestwick GC	Prestwick, Ayrshire, SCO	N/A
1883	Willie Fernie*	159		Douglas Rolland Robert Ferguson	159	Musselburgh Links	Musselburgh, SCO	N/A
1882	Robert Ferguson	171		Willie Fernie	174	St. Andrews Links (Old Course)	Fife, SCO	N/A
1881	Robert Ferguson	170		Jamie Anderson	173	Prestwick GC	Prestwick, Ayrshire, SCO	N/A
1880	Robert Ferguson	162		Peter Paxton	167	Musselburgh Links	Musselburgh, SCO	N/A
1879	Jamie Anderson	169		James Allan	172	St. Andrews Links (Old Course)	Fife, SCO	N/A
1878	Jamie Anderson	157		Andrew Kirkaldy Bob Kirk	159	Prestwick GC	Prestwick, Ayrshire, SCO	N/A
1877	Jamie Anderson	160		Robert Pringle	162	Musselburgh Links	Musselburgh, SCO	N/A
1876	Bob Martin	176		David Strath	176	St. Andrews Links (Old Course)	Fife, SCO	N/A
1875	Willie Park	166		Bob Martin	168	Prestwick GC	Prestwick, Ayrshire, SCO	N/A
1874	Mungo Park	159		Tom Jr Morris	161	Musselburgh Links	Musselburgh, SCO	N/A
1873	Tom Kidd	179		Jamie Anderson	180	St. Andrews Links (Old Course)	Fife, SCO	N/A
1872	Tom Jr Morris	166		David Strath	169	Prestwick GC	Prestwick, Ayrshire, SCO	N/A
1870	Tom Jr Morris	149		Bob Kirk	161	Prestwick GC	Prestwick, Ayrshire, SCO	N/A
1869	Tom Jr Morris	154		David Strath Tom Sr Morris	157	Prestwick GC	Prestwick, Ayrshire, SCO	N/A

Continued on next page

Year	Winner *-Playoff	Score	FedExCup Points	Runners Up	Score	Course	Location	Par Yardage
1868	Tom Jr Morris	157		Robert Andrew	159	Prestwick GC	Prestwick, Ayrshire, SCO	N/A
1867	Tom Sr Morris	170		Willie Park	172	Prestwick GC	Prestwick, Ayrshire, SCO	N/A
1866	Willie Park	169		David Park	171	Prestwick GC	Prestwick, Ayrshire, SCO	N/A
1865	Andrew Strath	162		Willie Park	164	Prestwick GC	Prestwick, Ayrshire, SCO	N/A
1864	Tom Sr Morris	167		Andrew Strath	169	Prestwick GC	Prestwick, Ayrshire, SCO	N/A
1863	Willie Park	168		Tom Sr Morris	170	Prestwick GC	Prestwick, Ayrshire, SCO	N/A
1862	Tom Sr Morris	163		Willie Park	176	Prestwick GC	Prestwick, Ayrshire, SCO	N/A
1861	Tom Sr Morris	163		Willie Park	167	Prestwick GC	Prestwick, Ayrshire, SCO	N/A
1860	Willie Park	174		Tom Sr Morris	176	Prestwick GC	Prestwick, Ayrshire, SCO	N/A

RBC Canadian Open



Winner: Sean O'Hair
 FedExCup Points: 500.00
 \$936,000.00
 69-73-66-68 276 (-4)

Vancouver, B.C. Canada, Can
 July 21-24

FedExCup Points: 3,513

Purse: \$5,200,000

Course: Shaughnessy G&CC | 35-35-70/ 7,010

Round 1	Round 2	Round 3
Kris Blanks - 67 (-3)	Chad Campbell - 136 (-4)	Bo Van Pelt - 205 (-5)
Woody Austin - 68 (-2)	Michael Thompson - 136 (-4)	Adam Hadwin - 206 (-4)
Ernie Els - 68 (-2)	Paul Goydos - 137 (-3)	Kris Blanks - 207 (-3)
Paul Goydos - 68 (-2)	Lee Janzen - 137 (-3)	Andres Romero - 207 (-3)
Kevin Kisner - 68 (-2)	Kris Blanks - 138 (-2)	John Daly - 208 (-2)
Bill Lunde - 68 (-2)	Rickie Fowler - 138 (-2)	Sean O'Hair - 208 (-2)
Ben Martin - 68 (-2)	Adam Hadwin - 138 (-2)	Geoff Ogilvy - 208 (-2)
Matt McQuillan - 68 (-2)	David Hearn - 138 (-2)	Aron Price - 208 (-2)
Aron Price - 68 (-2)	Jerry Kelly - 138 (-2)	
Brett Quigley - 68 (-2)	Geoff Ogilvy - 138 (-2)	
Bo Van Pelt - 68 (-2)	Charl Schwartzel - 138 (-2)	
Jimmy Walker - 68 (-2)	Sean O'Hair - 142 (2)	
Sean O'Hair - 69 (-1)		

Cut: 75 professionals and one amateur at 4-over 144 from a field of 151 professionals and five amateurs.
Weather: Thursday: Partly cloudy, with a high of 67 . Winds W at 5-10 mph. Friday: Partly cloudy, with a high of 69. Winds SE at 8-15 mph. Saturday: Mostly sunny, with a high of 69. Winds W at 5-10 mph. Sunday: Mostly sunny, with a high of 73. Winds WSW 5-10 mph.

Tournament Record:
 263 - Johnny Palmer (1952)
Current Course Record:
 64 - Shaughnessy G&CC - Stephen Ames (2005)

Twenty-nine-year-old **Sean O'Hair** posted a 2-under 68 Sunday to come from three strokes behind the 54-hole leader and finish regulation play tied for the lead with **Kris Blanks**. O'Hair defeated Blanks with a bogey on the first playoff hole, the 12th playoff of the 2011 PGA TOUR season. The last time a playoff was decided with the winner making a bogey was at the 2009 Shell Houston Open, where **Paul Casey** defeated **J.B. Holmes**.

Sean O'Hair joined **Dustin Johnson** as the two players under age 30 with four PGA TOUR wins. O'Hair's fourth TOUR victory came 46 starts after winning the 2009 Wells Fargo Championship. Johnson won his fifth event later in the year, at The Barclays.

John Daly's tie for ninth at the 2011 RBC Canadian Open was his first top-10 since a playoff loss to **Tiger Woods** at the 2005 World Golf Championships-American Express Championship at TPC Harding Park in San Francisco. Daly was one of four players to earn exemptions into The Greenbrier Classic (**Adam Hadwin, Woody Austin, Scott Piercy**) with top-10 finishes at the RBC Canadian Open.

John Daly led the field in Scrambling (71.88 percent) at the 2011 RBC Canadian Open en route to his tie for ninth. He entered the week's play 173rd on TOUR in Scrambling (52.2 percent).

Prior to missing the cut at both the British Open and RBC Canadian Open, **Matt Kuchar** had not missed consecutive cuts on TOUR since 2009 at the Zurich

Classic of New Orleans and Wells Fargo Championship.

Twenty-three-year-old **Adam Hadwin**, looking to become just the fifth Canadian to win the RBC Canadian Open, tied for fourth. This was the second year in a row the Abbotsford native has earned the River Mead Cup (given to the low Canadian in the field).

There were no bogey-free rounds at the 2011 RBC Canadian Open. The fewest bogey-free rounds in a single tournament on TOUR in 2011 entering the RBC Canadian Open were three, at the British Open in the first round (**Webb Simpson/66, Pablo Larrazabal/68 and Miguel Angel Jimenez/66**). The last time there were no bogey-free rounds in an event was at the 2010 U.S. Open at Pebble Beach Golf Links.

Three of the six past champions in the 2011 RBC Canadian Open field made the cut: **Nathan Green/76th** (2009), **Chez Reavie/tied for 13th**(2008) and **Jim Furyk/tied for 34th** (2007/2006).

Nineteen-year-old amateur **Patrick Cantlay**, a sophomore-to-be at UCLA, tied for ninth at the 2011 RBC Canadian Open, with closing rounds of 68-69.

Canadian native **Mike Weir**, playing in his 21st career RBC Canadian Open in 2011, withdrew during the second round due to an elbow injury. Weir's best finish at the event was a playoff loss to **Vijay Singh** in 2004. Weir was one of five Canadian PGA TOUR members that played at the 2011 RBC Canadian Open along with **Stephen Ames, Chris Baryla, David Hearn and Matt McQuillan**.

Tournament Results

Pos	Player	Rnd1	Rnd2	Score Rnd3	Rnd4	Total	FedExCup Points	Earnings
1	Sean O'Hair	69	73	66	68	276/-4	500.00	936,000.00
2	Kris Blanks	67	71	69	69	276/-4	300.00	561,600.00
3	Andres Romero	72	68	67	70	277/-3	190.00	353,600.00
T4	Adam Hadwin	72	66	68	72	278/-2		228,800.00
T4	Geoff Ogilvy	70	68	70	70	278/-2	122.50	228,800.00

Continued on next page

Pos	Player	Score				Total	FedExCup Points	Earnings
		Rnd1	Rnd2	Rnd3	Rnd4			
T6	Woody Austin	68	75	68	68	279/-1	91.66	174,200.00
T6	Scott Piercy	70	70	70	69	279/-1	91.66	174,200.00
T6	Bo Van Pelt	68	72	65	74	279/-1	91.66	174,200.00
T9	John Daly	70	71	67	72	280/E	72.50	140,400.00
T9	Spencer Levin	73	66	72	69	280/E	72.50	140,400.00
T9	Charl Schwartzel	71	67	73	69	280/E	72.50	140,400.00
T9	Patrick Cantlay - a	72	71	68	69	280/E		
T13	Bud Cauley	69	72	68	72	281/1		105,300.00
T13	Chez Reavie	70	71	73	67	281/1	57.00	105,300.00
T13	Josh Teater	74	67	73	67	281/1	57.00	105,300.00
T13	Cameron Tringale	73	66	72	70	281/1	57.00	105,300.00
T17	Luke Donald	70	73	72	67	282/2	52.00	78,000.00
T17	Ernie Els	68	74	74	66	282/2	52.00	78,000.00
T17	Tommy Gainey	77	65	70	70	282/2	52.00	78,000.00
T17	Lee Janzen	69	68	76	69	282/2	52.00	78,000.00
T17	Scott McCarron	74	65	72	71	282/2	52.00	78,000.00
T22	Keegan Bradley	70	70	70	73	283/3	46.00	50,291.43
T22	Greg Chalmers	72	70	72	69	283/3	46.00	50,291.43
T22	Rickie Fowler	69	69	74	71	283/3	46.00	50,291.43
T22	Morgan Hoffmann	70	70	73	70	283/3		50,291.43
T22	Scott Stallings	71	71	71	70	283/3	46.00	50,291.43
T22	Charlie Wi	73	70	71	69	283/3	46.00	50,291.43
T22	Chad Campbell	69	67	74	73	283/3	46.00	50,291.43
T29	Ben Crane	69	70	75	70	284/4	41.50	37,700.00
T29	Ryan Moore	73	69	67	75	284/4	41.50	37,700.00
T31	Ben Martin	68	74	72	71	285/5	39.00	33,800.00
T31	Matt McQuillan	68	73	74	70	285/5	39.00	33,800.00
T31	Paul Stankowski	72	70	70	73	285/5	39.00	33,800.00
T34	Hunter Mahan	70	72	73	71	286/6	34.50	27,473.34
T34	Kevin Streelman	73	71	70	72	286/6	34.50	27,473.34
T34	Jim Furyk	74	70	72	70	286/6	34.50	27,473.33
T34	David Hearn	70	68	74	74	286/6	34.50	27,473.33
T34	Jerry Kelly	71	67	72	76	286/6	34.50	27,473.33
T34	Michael Thompson	70	66	74	76	286/6	34.50	27,473.33
T40	Briny Baird	72	71	74	70	287/7	26.50	18,740.80
T40	Shane Bertsch	72	70	78	67	287/7	26.50	18,740.80
T40	Matt Bettencourt	70	72	69	76	287/7	26.50	18,740.80
T40	Kevin Chappell	73	70	72	72	287/7	26.50	18,740.80
T40	Lucas Glover	69	70	73	75	287/7	26.50	18,740.80
T40	Colt Knost	72	68	73	74	287/7	26.50	18,740.80
T40	Bill Lunde	68	74	71	74	287/7	26.50	18,740.80
T40	Kevin Stadler	72	69	75	71	287/7	26.50	18,740.80
T40	Chris Stroud	73	71	71	72	287/7	26.50	18,740.80
T40	Marc Turnesa	71	71	73	72	287/7	26.50	18,740.80
T50	Jarrod Lyle	72	67	75	74	288/8	18.50	12,705.34
T50	Pat Perez	74	69	71	74	288/8	18.50	12,705.34
T50	Chris DiMarco	70	73	72	73	288/8	18.50	12,705.33
T50	Peter Lonard	73	70	73	72	288/8	18.50	12,705.33
T50	Kevin Na	69	72	75	72	288/8	18.50	12,705.33
T50	Aron Price	68	71	69	80	288/8	18.50	12,705.33
T56	Joe Durant	71	70	76	72	289/9	14.00	11,856.00
T56	Paul Goydos	68	69	75	77	289/9	14.00	11,856.00
T56	Martin Piller	71	72	75	71	289/9	14.00	11,856.00
T59	Brian Gay	73	71	73	73	290/10	9.50	11,388.00
T59	Bio Kim	75	67	74	74	290/10	9.50	11,388.00
T59	Kevin Kisner	68	72	75	75	290/10	9.50	11,388.00
T59	David Mathis	71	69	69	81	290/10	9.50	11,388.00
T59	William McGirt	74	69	73	74	290/10	9.50	11,388.00
T59	Brett Quigley	68	74	72	76	290/10	9.50	11,388.00
65	D.J. Brigman	70	74	75	72	291/11	6.00	11,024.00
66	Alexandre Rocha	76	68	72	76	292/12	5.00	10,920.00
67	Steve Flesch	72	68	76	77	293/13	4.00	10,816.00
T68	Frank Lickliter II	74	70	77	73	294/14	2.00	10,608.00
T68	Will MacKenzie	74	69	79	72	294/14	2.00	10,608.00
T68	Jimmy Walker	68	75	73	78	294/14	2.00	10,608.00
T71	Brad Fritsch	71	70	80	74	295/15		10,348.00
T71	Justin Leonard	73	70	75	77	295/15	.97	10,348.00
73	Dustin Risdon	75	69	76	77	297/17		10,192.00
T74	Fabian Gomez	73	71	79	76	299/19	.91	10,036.00
T74	Chris Tidland	77	67	79	76	299/19	.91	10,036.00
76	Nathan Green	70	74	78	78	300/20	.88	9,880.00

The following players failed to complete the tournament: **CUT** – Matt Kuchar, George McNeill, John Rollins, Nate Smith, Nick Taylor, Blake Adams, Chris Baryla, Albin Choi, Harrison Frazar, Tim Herron, Billy Horschel, Jose Maria Olazabal, Joe Panzeri, Fran Quinn, Jim Renner, Duffy Waldorf, Darren Wallace, Garrett Willis, Benjamin Alvarado, Stephen Ames, Stuart Appleby, James Driscoll, Bob Estes, Scott Gutschewski, Kent Jones, John Merrick, Bryce Molder, Rod Pampling, Alex Prugh, Kevin Tway, Jim Herman, Tom Hoge, Michael Letzig, John Mallinger, Troy Merritt, Carl Pettersson, Tag Ridings, Brendan Steele, Camilo Villegas, Arjun Atwal, Paul Casey, David Duval, Robert Gamez, Bobby Gates, Hugo Leon, Louis Oosthuizen, Tom Pernice Jr., Dicky Pride, Michael Putnam, Roger Sloan, Johnson Wagner, Dean Wilson, Tom Gillis, Matt Hill, Joe Ogilvie, Jeff Quinney, Eugene Wong, Notah Begay III, Sunghoon Kang, Zack Miller, Will Strickler, Vaughn Taylor, Roland Thatcher, Billy Andrade, Joseph Bramlett, Andres Gonzales, Josh Habig, Justin Hicks, Derek Lamely, Jose de Jesus Rodriguez, Dave Bunker, Steven Bowditch, Matt Jones, Mitch Evanez, Brian Hutton, Rich Beem, Scott Gordon ; **W/D** – Mike Weir, Nick O'Hern ; **DQ** – Anthony Kim ;

Tournament History

Year	Winner *-Playoff	Score	FedExCup Points	Runners Up	Score	Course	Location	Par Yardage
RBC Canadian Open								
2011	Sean O'Hair*	276/- 4	500.00	Kris Blanks	276	Shaughnessy G&CC	Vancouver, B.C. Canada, Can	70/7,010
2010	Carl Pettersson	266/-14	500.00	Dean Wilson	267	St. George's G&CC	Etobicoke, Ontario, Can	70/7,079
2009	Nathan Green*	270/-18	500.00	Retief Goosen	270	Glen Abbey GC	Oakville, Ontario, Can	72/7,253
2008	Chez Reavie	267/-17	4, 500	Billy Mayfair	270	Glen Abbey GC	Oakville, Ontario, Can	71/7,222
Canadian Open presented by Franklin Templeton Investments								
2007	Jim Furyk	268/-16	4, 500	Vijay Singh	269	Angus Glen GC - North Course	Markham, Ontario, Can	71/7,320
Canadian Open								
2006	Jim Furyk	266/-14		Bart Bryant	267	Hamilton G&CC	Ancaster, Ontario, Can	70/6,983
Bell Canadian Open								
2005	Mark Calcavecchia	275/- 5		Ben Crane	276	Shaughnessy G&CC	Vancouver, B.C. Canada, Can	70/7,010
2004	Vijay Singh*	275/- 9		Ryan Moore Mike Weir	275	Glen Abbey GC	Oakville, Ontario, Can	71/7,222
2003	Bob Tway*	272/- 8		Brad Faxon	272	Hamilton G&CC	Ancaster, Ontario, CAN	70/6,983
2002	John Rollins*	272/-16		Neal Lancaster Justin Leonard	272	Angus Glen GC - South Course	Markham, Ontario, Can	72/7,372
2001	Scott Verplank	266/-14		Bob Estes	269	Royal Montreal GC	Montreal, Quebec, CAN	70/6,859
2000	Tiger Woods	266/-22		Joey Sindelar Grant Waite	267	Glen Abbey GC	Oakville, Ontario, CAN	72/7,112
1999	Hal Sutton	275/-13		Dennis Paulson	278	Glen Abbey GC	Oakville, Ontario, CAN	72/7,112
1998	Billy Andrade*	275/-13		Bob Friend	275	Glen Abbey GC	Oakville, Ontario, CAN	72/7,112
1997	Steve Jones	275/- 5		Greg Norman	276	Royal Montreal GC(Blue Course)	Ile Bizard, Ontario, CAN	70/6,810
1996	Dudley Hart	202/-14		David Duval	203	Glen Abbey GC	Oakville, Ontario, CAN	72/7,112
1995	Mark O'Meara*	274/-14		Bob Lohr	274	Glen Abbey GC	Oakville, Ontario, CAN	72/7,112
1994	Nick Price	275/-13		Mark Calcavecchia	276	Glen Abbey GC	Oakville, Ontario, CAN	72/7,112
Canadian Open								
1993	David Frost	279/- 9		Fred Couples	280	Glen Abbey GC	Oakville, Ontario, CAN	72/7,112
1992	Greg Norman*	280/- 8		Bruce Lietzke	280	Glen Abbey GC	Oakville, Ontario, CAN	72/7,112
1991	Nick Price	273/-15		David Edwards	274	Glen Abbey GC	Oakville, Ontario, CAN	72/7,102
1990	Wayne Levi	278/-10		Ian Baker-Finch Jim Woodward	279	Glen Abbey GC	Oakville, Ontario, CAN	72/7,102
1989	Steve Jones	271/-17		Clark Burroughs Mark Calcavecchia	273	Glen Abbey GC	Oakville, Ontario, CAN	72/7,102

Continued on next page

Year	Winner *-Playoff	Score	FedExCup Points	Runners Up	Score	Course	Location	Par Yardage
1988	Ken Green	275/- 13		Mike Hulbert	276	Glen Abbey GC	Oakville, Ontario, CAN	72/7,102
1987	Curtis Strange	276/- 12		Bill Glasson Scott Verplank	279	Glen Abbey GC	Oakville, Ontario, CAN	72/7,102
1986	Bob Murphy	280/- 8		Jodie Mudd Nick Price	283	Glen Abbey GC	Oakville, Ontario, CAN	72/7,102
1985	Curtis Strange	279/- 9		Greg Norman	281	Glen Abbey GC	Oakville, Ontario, CAN	72/7,102
1984	Greg Norman	278/- 10		Jack Nicklaus	280	Glen Abbey GC	Oakville, Ontario, CAN	72/7,102
1983	John Cook*	277/- 7		Greg Norman	277	Glen Abbey GC	Oakville, Ontario, CAN	71/7,102
1982	Bruce Lietzke	277/- 7		Johnny Miller	279	Glen Abbey GC	Oakville, Ontario, CAN	71/7,102
1981	Peter Oosterhuis	280/- 4		Hal Sutton	279	Glen Abbey GC	Oakville, Ontario, CAN	71/7,102
1980	Bob Gilder	274/- 6		Bruce Lietzke Jack Nicklaus Andy North	276	Royal Montreal GC	Montreal, Ontario, CAN	70/6,628
1979	Lee Trevino	281		Jerry Pate Leonard Thompson	284	Glen Abbey GC	Oakville, ON, CA	71/7,060
1978	Bruce Lietzke	283		Ben Crenshaw	284	Glen Abbey GC	Oakville, ON, CA	71/7,059
1977	Lee Trevino	280		Pat McGowan	284	Glen Abbey GC	Oakville, ON, CA	71/7,096
1976	Jerry Pate	267		Peter Oosterhuis	271	Essex G&CC	Windsor, Ontario, CAN	70/6,696
1975	Tom Weiskopf*	274		Jack Nicklaus	274	Royal Montreal GC	Montreal, Quebec, CAN	70/6,628
1974	Bobby Nichols	270		John Schlee	274	Mississauga G&CC	Mississauga, Ontario, CAN	70/6,788
1973	Tom Weiskopf	278		Larry Ziegler	280	Richelieu Valley G&CC	St. Julie De Vercheres, Quebec, CAN	72/6,905
1972	Gay Brewer	275		Forrest Fezler	276	Cherry Hill GC	Ridgeway, Ontario, CAN	71/6,751
1971	Lee Trevino*	275		Sam Adams Dave Hill	275	Richelieu Valley G&CC	St. Julie De Vercheres, Quebec, CAN	72/6,905
1970	Kermit Zarley	279		Art Wall	282	London Hunt & CC	London, Ontario, CAN	72/7,168
1969	Tommy Aaron*	275		Gibby Gilbert	275	Pinegrove G&CC	St. Luc, Quebec, CAN	71/7,090
1968	Bob Charles	274		Sam Snead	276	St. George's G&CC	Etobicoke, ON, CAN	70/6,792
1967	Billy Casper*	279		Jack Nicklaus	279	Montreal Municipal GC	Montreal, Quebec, CAN	71/6,600
1966	Don Massengale	280		Art Wall	283	Shaughnessy G&CC	Vancouver, BC, CAN	71/6,907
1965	Gene Littler	273		Chi Chi Rodriguez	274	Mississauga G&CC	Mississauga, Ontario, CAN	70/6,543
1964	Kel Nagle	277		Jack Nicklaus	279	Pinegrove G&CC	St. Luc, Quebec, CAN	71/7,090
1963	Doug Ford	280		Arnold Palmer	281	Scarborough G&CC	Scarborough, Ontario, CAN	71/6,752
1962	Ted Kroll	278		Al Geiberger	280	Le Club Laval-sur-lac	Laval-sur-lac, Quebec, CAN	72/6,555
1961	Jacky Cupit	270		Charles Sifford	275	Niakwa CC	Winnipeg, Manitoba, CAN	70/6,426
				Buster Cupit				

Continued on next page

Year	Winner *-Playoff	Score	FedExCup Points	Runners Up	Score	Course	Location	Par Yardage
1960	Art Wall	269		Dow Finsterwald Bobby Nichols Bob Goalby Jay Hebert	275	St. George's G&CC	Etobicoke, ON, CAN	70/6,710
1959	Doug Ford	276		Dow Finsterwald Art Wall Bo Winger	278	Islemere G&CC	Montreal, Quebec, CAN	72/6,690
1958	Wes Ellis	267		Jay Hebert	268	Mayfair G&CC	Edmonton, Alberta, CAN	70/6,657
1957	George Bayer	271		Bo Winger	273	Westmount G&CC	Kitchener, Ontario, CAN	71/6,444
1956	Doug Sanders*	273		Dow Finsterwald	273	Beaconsfield GC	Montreal, Quebec, CAN	72/6,543
1955	Arnold Palmer	265		Jack Burke	269	Weston G&CC	Toronto, Ontario, CAN	72/6,428
1953	Dave Douglas	273		Jr. Wally Ulrich	274	Scarborough G&CC	Scarborough, Ontario, CAN	71/6,752
1952	Johnny Palmer	263		Fred Haas	274	St. Charles CC	Winnipeg, Manitoba, CAN	72/6,377
1951	Jim Ferrier	273		Dick Mayer Fred Hawkins Ed Oliver	275	Mississauga G&CC	Mississauga, Ontario, CAN	70/6,543
1950	Jim Ferrier	271		Ted Kroll	274	Royal Montreal GC	Montreal, Quebec, CAN	72/6,522
1949	E. J Harrison	271		Jim Ferrier	275	St. George's G&CC	Etobicoke, ON, CAN	70/6,645
1948	Charles Congdon	280		Victor Ghezzi Ky Laffoon Dick Metz Ed Oliver	283	Shaughnessy Heights GC	Vancouver, British Columbia, CAN	72/6,600
1947	Bobby Locke	268		Dick Metz	270	Scarborough G&CC	Scarborough, Ontario, CAN	71/6,554
1946	George Fazio*	278		Dick Metz	278	Beaconsfield GC	Montreal, Quebec, CAN	72/6,665
1945	Byron Nelson	280		Herman Barron	284	Thornhill CC	Thornhill, Ontario, CAN	70/6,317
1942	Craig Wood	275		Mike Turnesa	279	Mississauga G&CC	Mississauga, Ontario, CAN	72/6,545
1941	Sam Snead	274		Bob Gray	276	Lambton G&CC	Toronto, Ontario, CAN	70/6,604
1940	Sam Snead*	281		Jr. Harold McSpaden	281	Scarborough G&CC	Scarborough, Ontario, CAN	71/6,554
1939	Harold McSpaden	282		Ralph Guldahl	287	Riverside G&CC	St. John, New Brunswick	70/6,231
1938	Sam Snead*	277		Harry Cooper	277	Mississauga G&CC	Mississauga, Ontario, CAN	72/6,545
1937	Harry Cooper	285		Ralph Guldahl	287	St. Andrews GC	Toronto, ON, CAN	70/6,625
1936	Lawson Little	271		Jimmy Thomson	279	St. Andrews GC	Toronto, ON, CAN	70/6,625
1935	Gene Kunes	280		Victor Ghezzi	282	Summerlea G&CC	Montreal, Ontario, CAN	70/6,500
1934	Tommy Armour	287		Ky Laffoon	289	Lakeview GC	Toronto, Ontario, CAN	70/6,263
1933	Joe Kirkwood, Sr.	282		Harry Cooper	290	Royal York GC	Etobicoke, ON, CAN	72/6,575
1932	Harry Cooper	290		Lex Robson Al Watrous	293	Ottawa Hunt Club	Ottawa, Ontario, CAN	73/6,770
1931	Walter Hagen*	282		Percy Alliss	282	Mississauga G&CC	Mississauga, Ontario, CAN	72/6,545
1930	Tommy Armour*	277		Leo Diegel	277	Hamilton G&CC	Ancaster, ON, CAN	70/6,470

Continued on next page

Year	Winner *-Playoff	Score	FedExCup Points	Runners Up	Score	Course	Location	Par Yardage
1929	Leo Diegel	274		Tommy Armour	277	Kanawaki GC	Kahnawaki, Quebec, CAN	70/6,360
1928	Leo Diegel	282		Archie Compston Walter Hagen MacDonald Smith	284	Rosedale GC	Toronto, Ontario, CAN	72/6,240
1927	Tommy Armour	288		MacDonald Smith	289	Toronto GC	Toronto, Ontario, CAN	73/6,613
1926	MacDonald Smith	283		Gene Sarazen	286	Royal Montreal GC	Montreal, Quebec, CAN	73/6,530
1925	Leo Diegel	295		Mike Brady	297	Lambton G&CC	Toronto, Ontario, CAN	71/6,604
1924	Leo Diegel	285		Gene Sarazen	287	Mt. Bruno GC	St. Bruno, Quebec, CAN	70/6,543
1923	Clarence Hackney	295		Tom Kerrigan	300	Lakeview GC	Toronto, Ontario, CAN	70/6,263
1922	Al Watrous	303		Tom Kerrigan	304	Mt. Bruno GC	St. Bruno, Quebec, CAN	70/6,543
1921	William H Trovinger	293		Mike Brady	296	Toronto GC	Toronto, Ontario, CAN	73/6,613
1920	J. Douglas Edgar*	298		Tommy Armour Charles R. Murray	298	Rivermead GC	Aylmer, Quebec, CAN	72/6,140
1919	J. Douglas Edgar	278		James Barnes Robert T. Jones Jr. Karl Keffer	294	Hamilton G&CC	Ancaster, ON, CAN	70/6,470



The Greenbrier Classic



Winner: Scott Stallings
 FedExCup Points: 500.00
 \$1,080,000.00
 70-65-66-69 270 (-10)

White Sulphur Springs, WV
July 28-31

FedExCup Points: 3,513

Purse: \$6,000,000

Course: The Old White TPC | 34-36-70/ 7,274

Round 1	Round 2	Round 3
Trevor Immelman - 64 (-6)	Brendon de Jonge - 133 (-7)	Anthony Kim - 200 (-10)
Steven Bowditch - 65 (-5)	Webb Simpson - 133 (-7)	Scott Stallings - 201 (-9)
Derek Lamely - 65 (-5)	Trevor Immelman - 134 (-6)	Webb Simpson - 202 (-8)
Billy Mayfair - 65 (-5)	Brian Davis - 135 (-5)	Gary Woodland - 202 (-8)
Webb Simpson - 65 (-5)	Derek Lamely - 135 (-5)	Chris Couch - 203 (-7)
Gary Woodland - 65 (-5)	Michael Letzig - 135 (-5)	Bill Haas - 203 (-7)
Scott Stallings - 70 (E)	Scott Stallings - 135 (-5)	Jimmy Walker - 203 (-7)
	Gary Woodland - 135 (-5)	

Cut: 75 players at 1-over-par 141 from a field of 156 professionals.

Weather: Thursday: Sunny and hot, with an afternoon high of 94. WNW winds at 4-8 mph. Friday: Fog caused a 15-minute delay to the second-round start. Sunny and hot in the afternoon, with a high of 91. W winds at 5-10 mph. Saturday: Cloudy and humid, with an afternoon high in the upper 80s. Winds SSW at 5-10 mph. Due to a dangerous weather situation, play was suspended for 13 minutes, from 4:37 p.m. to 4:50 p.m. EDT. Sunday: Partly cloudy, with an afternoon high of 85. Variable winds at 5-10 mph.

Tournament Record:
 258 - Stuart Appleby (2010)

Current Course Record:
 59 - The Old White Course - Stuart Appleby (2010)

PGA TOUR rookie **Scott Stallings** birdied the first extra hole to defeat **Bill Haas** and **Bob Estes** to win the 2011 Greenbrier Classic. With the win, Stallings moved from No. 88 to No. 26 in the FedExCup point standings.

Scott Stallings became the sixth rookie winner (the most on TOUR dating to 1970) with his victory at the 2011 Greenbrier Classic.

Bill Haas finished runner-up for the third time in his career (2011 Bob Hope Classic, 2011 Greenbrier Classic and 2010 McGladrey Classic).

Bob Estes' runner-up finish was his best showing since a second-place performance at the 2006 Reno-Tahoe Open. He is 0-4 in career PGA TOUR playoffs.

Bob Estes has at least one top-10 finish in each of his 23 seasons since his

first full season in 1989.

Two players finished inside the top 10 in each of the first two Greenbrier Classics: **Brendon de Jonge** (third in-2010 and tied for fourth in 2011) and **Jimmy Walker** (tied for fourth in 2010 and tied for fourth in 2011). The state of West Virginia has been kind to Walker, who won the Nationwide Tour's Pete Dye Classic in 2007 to eventually finish No. 25 on the money list.

At the inaugural Greenbrier Classic, 46 players posted all four rounds in the 60s. In 2011, there were none.

The cumulative scoring average at the 2011 Greenbrier Classic was 70.593, compared to 68.536 in 2010.

Tournament Results

Pos	Player	Score				Total	FedExCup Points	Earnings
		Rnd1	Rnd2	Rnd3	Rnd4			
1	Scott Stallings	70	65	66	69	270/-10	500.00	1,080,000.00
T2	Bob Estes	69	72	65	64	270/-10	245.00	528,000.00
T2	Bill Haas	71	67	65	67	270/-10	245.00	528,000.00
T4	Brendon de Jonge	66	67	72	66	271/-9	104.00	226,200.00
T4	Andres Romero	71	69	66	65	271/-9	104.00	226,200.00
T4	Cameron Tringale	70	67	67	67	271/-9	104.00	226,200.00
T4	Jimmy Walker	69	72	62	68	271/-9	104.00	226,200.00
T4	Gary Woodland	65	70	67	69	271/-9	104.00	226,200.00
T9	Webb Simpson	65	68	69	70	272/-8	77.50	168,000.00
T9	Kyle Stanley	66	75	65	66	272/-8	77.50	168,000.00
T11	Chris Couch	68	68	67	70	273/-7	65.00	138,000.00
T11	Chris DiMarco	66	75	64	68	273/-7	65.00	138,000.00
T11	Johnson Wagner	72	67	66	68	273/-7	65.00	138,000.00
T14	Trevor Immelman	64	70	73	67	274/-6	55.50	105,000.00
T14	Anthony Kim	69	69	62	74	274/-6	55.50	105,000.00
T14	John Senden	70	70	65	69	274/-6	55.50	105,000.00
T14	Scott Verplank	72	66	67	69	274/-6	55.50	105,000.00

Continued on next page

Pos	Player	Score				Total	FedExCup Points	Earnings
		Rnd1	Rnd2	Rnd3	Rnd4			
T18	Chris Baryla	67	69	72	67	275/-5	49.00	68,000.00
T18	Steven Bowditch	65	75	68	67	275/-5	49.00	68,000.00
T18	Brian Davis	71	64	70	70	275/-5	49.00	68,000.00
T18	J.P. Hayes	68	70	72	65	275/-5	49.00	68,000.00
T18	David Hearn	66	72	69	68	275/-5	49.00	68,000.00
T18	Carl Pettersson	70	70	69	66	275/-5	49.00	68,000.00
T18	Chez Reavie	67	69	70	69	275/-5	49.00	68,000.00
T18	Chris Stroud	69	71	68	67	275/-5	49.00	68,000.00
T18	Garrett Willis	72	69	69	65	275/-5	49.00	68,000.00
T27	Matt Bettencourt	73	67	69	67	276/-4	42.00	42,600.00
T27	Michael Connell	72	66	69	69	276/-4	42.00	42,600.00
T27	Nick O'Hern	70	68	66	72	276/-4	42.00	42,600.00
T27	Tag Ridings	71	66	69	70	276/-4	42.00	42,600.00
T27	Brett Wetterich	73	67	68	68	276/-4	42.00	42,600.00
T32	Blake Adams	69	70	70	68	277/-3	36.00	32,485.72
T32	Ben Curtis	68	72	70	67	277/-3	36.00	32,485.72
T32	Brandt Jobe	68	69	73	67	277/-3	36.00	32,485.72
T32	Adam Hadwin	70	71	68	68	277/-3		32,485.71
T32	Charles Howell III	68	68	70	71	277/-3	36.00	32,485.71
T32	Michael Letzig	69	66	71	71	277/-3	36.00	32,485.71
T32	Aron Price	69	67	72	69	277/-3	36.00	32,485.71
T39	Ricky Barnes	72	65	69	72	278/-2	30.50	25,200.00
T39	James Driscoll	69	68	73	68	278/-2	30.50	25,200.00
T39	Sergio Garcia	72	69	69	68	278/-2	30.50	25,200.00
T39	Kenny Perry	68	70	70	70	278/-2	30.50	25,200.00
T43	Briny Baird	69	69	69	72	279/-1	25.50	19,240.00
T43	Keegan Bradley	72	67	69	71	279/-1	25.50	19,240.00
T43	Fabian Gomez	71	68	70	70	279/-1	25.50	19,240.00
T43	Derek Lamely	65	70	72	72	279/-1	25.50	19,240.00
T43	Will Strickler	67	70	69	73	279/-1	25.50	19,240.00
T43	Josh Teater	71	70	67	71	279/-1	25.50	19,240.00
T49	Steve Flesch	71	68	71	70	280/E	18.50	14,430.00
T49	Chris Kirk	72	69	69	70	280/E	18.50	14,430.00
T49	Shaun Micheel	72	69	71	68	280/E	18.50	14,430.00
T49	Jeff Overton	74	67	70	69	280/E	18.50	14,430.00
T49	Tom Pernice Jr.	68	70	75	67	280/E	18.50	14,430.00
T49	D.A. Points	71	67	67	75	280/E	18.50	14,430.00
T49	Heath Slocum	68	72	71	69	280/E	18.50	14,430.00
T49	Andre Stolz	69	69	70	72	280/E	18.50	14,430.00
T57	Steve Allan	71	68	70	72	281/1		13,380.00
T57	Tommy Gainey	70	70	71	70	281/1	12.50	13,380.00
T57	Ryuji Imada	69	70	68	74	281/1	12.50	13,380.00
T57	John Merrick	69	67	68	77	281/1	12.50	13,380.00
T61	Jim Herman	67	71	70	74	282/2	9.00	12,960.00
T61	Kent Jones	69	69	74	70	282/2	9.00	12,960.00
T61	Troy Matteson	69	70	71	72	282/2	9.00	12,960.00
T64	Spencer Levin	70	68	68	77	283/3	6.50	12,660.00
T64	Matt Weibring	70	70	71	72	283/3	6.50	12,660.00
T66	Cameron Beckman	71	68	72	73	284/4	3.00	12,240.00
T66	Tom Gillis	71	69	70	74	284/4	3.00	12,240.00
T66	Billy Horschel	71	70	72	71	284/4	3.00	12,240.00
T66	Jeff Quinney	71	70	69	74	284/4	3.00	12,240.00
T66	Duffy Waldorf	69	70	69	76	284/4	3.00	12,240.00
T71	Joseph Bramlett	72	69	72	72	285/5	.97	11,820.00
T71	Camilo Villegas	71	66	77	71	285/5	.97	11,820.00
T73	Erik Compton	73	67	73	73	286/6		11,580.00
T73	Billy Mayfair	65	73	71	77	286/6	.93	11,580.00
75	Bio Kim	71	70	74	75	290/10	.90	11,400.00

The following players failed to complete the tournament: **CUT** – Greg Chalmers, Steve Elkington, Hunter Haas, Tim Herron, Matt Jones, Justin Leonard, Davis Love III, Scott McCarron, William McGirt, Vaughn Taylor, Roland Thatcher, Stuart Appleby, Rich Beem, Andres Gonzales, Scott Gutschewski, Phil Mickelson, Zack Miller, Jim Renner, John Rollins, Daniel Summerhays, Marc Turnesa, Dean Wilson, Woody Austin, D.J. Brigman, Joe Durant, Garrett Frank, Nathan Green, J.J. Henry, Richard S Johnson, Sunghoon Kang, John Mallinger, Scott Piercy, Fran Quinn, Michael Thompson, D.J. Trahan, Michael Bradley, John Daly, Scott Gordon, Ben Martin, David Mathis, George McNeill, Matt McQuillan, Chris Riley, Nate Smith, Shane Bertsch, Kevin Chappell, Bobby Gates, Brian Gay, Lanto Griffin, Justin Hicks, Marc Leishman, Jose Maria Olazabal, Rod Pampling, Tom Watson, Arjun Atwal, Retief Goosen, J.B. Holmes, Colt Knost, Jarrod Lyle, Cameron Percy, Tim Petrovic, Paul Stankowski, Garth Mulroy, Joe Ogilvie, Ryan Palmer, Carl Paulson, Brad Faxon, Lee Janzen, Kevin Kisner, Frank Lickliter II, Martin Piller, Drew Weaver, Jonathan Byrd, Jin Jeong, Christian Brand, Rocco Mediate, Troy Merritt, Robert McClellan, Alexandre Rocha ; **W/D** – Michael Putnam, Michael Sim ;

Tournament History

Year	Winner *-Playoff	Score	FedExCup Points	Runners Up	Score	Course	Location	Par Yardage
The Greenbrier Classic								
2011	Scott Stallings*	270/-10	500.00	Bob Estes Bill Haas	270	The Old White TPC	White Sulphur Springs, WV	70/7,274
2010	Stuart Appleby	258/-22	500.00	Jeff Overton	259	The Old White Course	White Sulphur Springs, WV	70/7,031

Reno-Tahoe Open



Winner: Scott Piercy
 FedExCup Points: 250.00
 \$540,000.00
 72-70-61-70 273 (-15)

Reno, NV
August 04-07

FedExCup Points: 1,759

Purse: \$3,000,000

Course: Montreux G&CC | 36-36-72/ 7,472

Round 1	Round 2	Round 3
Nick O'Hern - 65 (-7)	Vaughn Taylor - 135 (-9)	Scott Piercy - 203 (-13)
Chris Riley - 66 (-6)	Will MacKenzie - 136 (-8)	Josh Teater - 205 (-11)
Blake Adams - 67 (-5)	Steve Flesch - 137 (-7)	Blake Adams - 206 (-10)
Briny Baird - 67 (-5)	Hunter Haas - 137 (-7)	Steve Elkington - 206 (-10)
Will MacKenzie - 67 (-5)	Nick O'Hern - 137 (-7)	John Merrick - 206 (-10)
Scott Piercy - 72 (E)	Scott Piercy - 142 (-2)	Nick O'Hern - 206 (-10)
		Pat Perez - 206 (-10)
		Chris Riley - 206 (-10)

Cut: 74 professionals and one amateur at 1-over-par 145 from a field of 127 professionals and one amateur.

Weather: Thursday: Sunny and pleasant. High in the mid-80s. Winds SSW at 10-15 mph, with gusts up to 25 mph. Friday: Sunny. High of 88. Winds NNW at 10-20 mph. Saturday: Sunny, with a high of 86. Winds SSW at 10-20 mph, changing to WNW at 10-20 mph in the afternoon. Sunday: Sunny, with a high of 86. Winds SSW at 6-12 mph, shifting to WNW at 10-20 mph.

Tournament Record:
 267 - Vaughn Taylor (2005)
Current Course Record:
 61 - Montreux G&CC - Scott Piercy (2011)

Scott Piercy, a 32-year-old Las Vegas native, carded a final-round, 2-under 70 to win the 2011 Reno-Tahoe Open by one stroke over **Pat Perez**. Piercy became the seventh first-time winner in the 13-year history of the Reno-Tahoe Open, joining **Notah Begay III** (1999), **Chris Riley** (2002), **Vaughn Taylor** (2004), **Will MacKenzie** (2006), **Parker McLachlin** (2008) and **Matt Bettencourt** (2010).

Scott Piercy's victory at the 2011 Reno-Tahoe Open came one day after he set the Montreux Golf and Country Club course record (11-under 61), which included eight consecutive birdies on Nos. 2-9. The win also earned him an invitation into the following week's PGA Championship, his third start in a major championship (missed the cut at the 2008 U.S. Open and tied for 51st at the 2011 U.S. Open).

Pat Perez, winner of the 2009 Bob Hope Classic, finished one stroke behind **Scott Piercy** for the third runner-up finish of his career (2011 Reno-Tahoe Open, 2002 Buick Classic and 2002 AT&T Pebble Beach National Pro-Am).

Making his 21st start of the season, past champion **Steve Flesch** tied for third

at the 2011 Reno-Tahoe Open for his first top 10 since the 2010 Valero Texas Open.

Steve Elkington, a 10-time PGA TOUR winner, tied for sixth for his first top 10 since a tie for fifth at the 2010 PGA Championship.

John Merrick, who began the day tied for third, carded a 4-over 76 in the final round to tie for 25th, marking the first time he failed to record a top-10 finish in five starts at the Reno-Tahoe Open (tied for fourth in 2007, tied for eighth in 2008 and tied for third in 2010).

Two-time Reno-Tahoe Open winner and second-round leader **Vaughn Taylor** struggled to a final-round, 4-over 76 to tie for 38th. With wins in 2004 and 2005, he remains the only multiple winner of the Reno-Tahoe Open.

The 220-yard, par-3 16th hole played the toughest during the 2011 Reno-Tahoe Open, with an average of 3.266, while the par-5 13th hole was the easiest, at 4.638.

Tournament Results

Pos	Player	Score				Total	FedExCup Points	Earnings
		Rnd1	Rnd2	Rnd3	Rnd4			
1	Scott Piercy	72	70	61	70	273/-15	250.00	540,000.00
2	Pat Perez	73	68	65	68	274/-14	150.00	324,000.00
T3	Blake Adams	67	72	67	69	275/-13	82.50	174,000.00
T3	Steve Flesch	68	69	70	68	275/-13	82.50	174,000.00
5	Jim Renner	74	69	65	68	276/-12	55.00	120,000.00
T6	Steve Elkington	73	65	68	71	277/-11	44.50	97,125.00
T6	Ben Martin	68	72	68	69	277/-11	44.50	97,125.00
T6	Matt McQuillan	71	69	71	66	277/-11	44.50	97,125.00
T6	Nick O'Hern	65	72	69	71	277/-11	44.50	97,125.00
T10	Hunter Haas	70	67	72	69	278/-10	32.70	69,000.00
T10	Billy Horschel	71	70	70	67	278/-10	32.70	69,000.00
T10	Michael Letzig	70	69	70	69	278/-10	32.70	69,000.00
T10	Bryce Molder	72	71	68	67	278/-10	32.70	69,000.00
T10	Josh Teater	72	67	66	73	278/-10	32.70	69,000.00
T15	Sunghoon Kang	69	72	70	68	279/-9	27.50	51,000.00
T15	Billy Mayfair	73	70	69	67	279/-9	27.50	51,000.00
T15	Chris Riley	66	72	68	73	279/-9	27.50	51,000.00

Continued on next page

Pos	Player	Score				Total	FedExCup Points	Earnings
		Rnd1	Rnd2	Rnd3	Rnd4			
T18	Shane Bertsch	71	69	69	71	280/-8	26.00	42,000.00
T18	Mathias Gronberg	73	69	66	72	280/-8		42,000.00
T18	Rod Pampling	68	70	72	70	280/-8	26.00	42,000.00
T21	Brian Davis	73	67	67	74	281/-7	24.25	32,400.00
T21	Chris DiMarco	72	72	67	70	281/-7	24.25	32,400.00
T21	Tom Pernice Jr.	73	69	70	69	281/-7	24.25	32,400.00
T21	Garrett Willis	73	66	72	70	281/-7	24.25	32,400.00
T25	Craig Barlow	72	68	72	70	282/-6	20.00	19,730.77
T25	Joseph Bramlett	72	69	69	72	282/-6	20.00	19,730.77
T25	Joe Durant	75	69	68	70	282/-6	20.00	19,730.77
T25	Todd Hamilton	73	68	71	70	282/-6	20.00	19,730.77
T25	J.P. Hayes	73	71	66	72	282/-6	20.00	19,730.77
T25	Jim Herman	71	69	72	70	282/-6	20.00	19,730.77
T25	Matt Jones	68	73	70	71	282/-6	20.00	19,730.77
T25	Troy Matteson	70	69	72	71	282/-6	20.00	19,730.77
T25	Kevin Na	75	70	67	70	282/-6	20.00	19,730.77
T25	Aron Price	71	72	71	68	282/-6	20.00	19,730.77
T25	Roland Thatcher	71	67	76	68	282/-6	20.00	19,730.77
T25	Jay Williamson	68	70	74	70	282/-6	20.00	19,730.77
T25	John Merrick	71	69	66	76	282/-6	20.00	19,730.76
T38	James Driscoll	70	73	66	74	283/-5	15.50	12,900.00
T38	Todd Fischer	71	69	71	72	283/-5		12,900.00
T38	Robert Garrigus	68	70	71	74	283/-5	15.50	12,900.00
T38	Vaughn Taylor	69	66	72	76	283/-5	15.50	12,900.00
T38	Peter Tomasulo	73	66	71	73	283/-5	15.50	12,900.00
T43	Bob Estes	75	67	69	73	284/-4	12.50	9,360.00
T43	Scott Gutschewski	71	74	68	71	284/-4	12.50	9,360.00
T43	Justin Leonard	71	69	71	73	284/-4	12.50	9,360.00
T43	Shaun Micheel	68	74	73	69	284/-4	12.50	9,360.00
T43	Dicky Pride	71	69	70	74	284/-4	12.50	9,360.00
T43	Tag Ridings	71	69	76	68	284/-4	12.50	9,360.00
T43	Paul Stankowski	71	69	72	72	284/-4	12.50	9,360.00
T50	Stephen Ames	71	72	69	73	285/-3	9.00	7,131.43
T50	Woody Austin	73	72	71	69	285/-3	9.00	7,131.43
T50	Will MacKenzie	67	69	74	75	285/-3	9.00	7,131.43
T50	Chez Reavie	74	70	72	69	285/-3	9.00	7,131.43
T50	Michael Thompson	70	68	74	73	285/-3	9.00	7,131.43
T50	Kirk Triplett	70	72	68	75	285/-3	9.00	7,131.43
T50	Briny Baird	67	74	68	76	285/-3	9.00	7,131.42
T57	Notah Begay III	71	67	79	69	286/-2	6.25	6,690.00
T57	John Mallinger	71	71	73	71	286/-2	6.25	6,690.00
T57	David Mathis	76	68	71	71	286/-2	6.25	6,690.00
T57	Bob May	70	69	73	74	286/-2		6,690.00
T61	Carl Paulson	69	74	75	69	287/-1	4.75	6,510.00
T61	Will Strickler	72	70	76	69	287/-1	4.75	6,510.00
T63	Robert Gamez	73	69	70	76	288/E	3.25	6,330.00
T63	Mark Hensby	71	71	73	73	288/E	3.25	6,330.00
T63	Jose Maria Olazabal	72	73	68	75	288/E	3.25	6,330.00
T63	Daniel Summerhays	73	71	73	71	288/E	3.25	6,330.00
T67	Tim Herron	72	72	73	72	289/1	1.50	6,120.00
T67	Alex Prugh	73	67	74	75	289/1	1.50	6,120.00
T67	Dean Wilson	69	72	72	76	289/1	1.50	6,120.00
70	Michael Connell	73	68	70	79	290/2	.50	6,000.00
T71	Fabian Gomez	71	70	77	73	291/3	.48	5,910.00
T71	Tim Petrovic	69	72	72	78	291/3	.48	5,910.00
T71	Martin Trainer - a	72	72	74	73	291/3		5,910.00
74	Boo Weekley	70	75	71	77	293/5	.46	5,820.00
75	Alex Aragon	72	73	71	79	295/7		5,760.00

The following players failed to complete the tournament: **CUT** – Chris Baryla, Jason Bohn, Andres Gonzales, Nathan Green, Colt Knost, Marc Leishman, William McGirt, Joe Ogilvie, Alexandre Rocha, Rich Beem, Greg Chalmers, Ben Curtis, John Daly, Bobby Gates, Parker McLachlin, Rocco Mediate, David Duval, Skip Kendall, Scott McCarron, Martin Piller, Bud Cauley, Paul Goydos, Creighton Honeck, Frank Lickliter II, Troy Merritt, Kevin Stadler, D.J. Trahan, Omar Uresti, D.J. Brigman, Scott Gordon, Bio Kim, Jarrod Lyle, Jeff Quinney, Nate Smith, Chris Tidland, Cameron Percy, Ted Purdy, Brett Quigley, David Hearn, Richard S Johnson, Derek Lamely, Mike Small, Rich Barcelo, Steven Bowditch, Len Mattiace, Zack Miller, Kevin Kisner, Jeff Rangel, Justin Hicks, Lee Janzen, Scott K Smith, Kent Jones, Jason Schumhl ; **W/D** – Cameron Beckman, Matt Bettencourt, Bill Lunde ;

Tournament History

Year	Winner *-Playoff	Score	FedExCup Points	Runners Up	Score	Course	Location	Par Yardage
Reno-Tahoe Open								
2011	Scott Piercy	273/-15	250.00	Pat Perez	274	Montreux G&CC	Reno, NV	72/7,472
2010	Matt Bettencourt	277/-11	250.00	Bob Heintz	278	Montreux G&CC	Reno, NV	72/7,472
Legends Reno-Tahoe Open								
2009	John Rollins	271/-17	250.00	Martin Laird Jeff Quinney	274	Montreux G&CC	Reno, NV	72/7,472
2008	Parker McLachlin	270/-18	2, 250	Brian Davis John Rollins	277	Montreux G&CC	Reno, NV	72/7,472
Reno-Tahoe Open								
2007	Steve Flesch	273/-15	2, 250	Kevin Stadler Charles Warren	278	Montreux G&CC	Reno, NV	72/7,472
2006	Will MacKenzie	268/-20		Bob Estes	269	Montreux G&CC	Reno, NV	72/7,472
2005	Vaughn Taylor	267/-21		Jonathan Kaye	270	Montreux G&CC	Reno, NV	72/7,472
2004	Vaughn Taylor*	278/-10		Steve Allan Hunter Mahan Scott McCarron	278	Montreux G&CC	Reno, NV	72/7,472
2003	Kirk Triplett	271/-17		Tim Herron	274	Montreux G&CC	Reno, NV	72/7,472
2002	Chris Riley*	271/-17		Jonathan Kaye	271	Montreux G&CC	Reno, NV	72/7,472
2001	John Cook	271/-17		Jerry Kelly	272	Montreux G&CC	Reno, NV	72/7,552
2000	Scott Verplank*	275/-13		Jean Van de Velde	275	Montreux G&CC	Reno, NV	72/7,552
1999	Notah Begay III	274/-14		Chris Perry David Toms	277	Montreux G&CC	Reno, NV	72/7,552



BRIDGESTONE
INVITATIONAL

World Golf Championships-Bridgestone Invitational



Winner: Adam Scott
FedExCup Points: 550.00
\$1,400,000.00
62-70-66-65 263 (-17)

Akron, OH
August 04-07

FedExCup Points: 3,641

Purse: \$8,500,000

Course: Firestone CC (South Course) | 35-35-70/ 7,400

Round 1	Round 2	Round 3
Adam Scott - 62 (-8)	Keegan Bradley - 132 (-8)	Adam Scott - 198 (-12)
Jason Day - 63 (-7)	Rickie Fowler - 132 (-8)	Jason Day - 199 (-11)
Nick Watney - 65 (-5)	Ryan Moore - 132 (-8)	Ryo Ishikawa - 199 (-11)
Thomas Bjorn - 66 (-4)	Adam Scott - 132 (-8)	Keegan Bradley - 200 (-10)
Stewart Cink - 66 (-4)	Jason Day - 133 (-7)	Martin Laird - 200 (-10)
Kyung-tae Kim - 66 (-4)	Robert Karlsson - 133 (-7)	
Martin Laird - 66 (-4)	Martin Laird - 133 (-7)	
Pablo Larrazabal - 66 (-4)		
Ryan Moore - 66 (-4)		
D.A. Points - 66 (-4)		
Rory Sabbatini - 66 (-4)		
Brandt Snedeker - 66 (-4)		

Cut: No cut. All 76 players finished 72 holes.

Weather: Thursday: Sunny with a high of 88 degrees. Winds W 8-12 mph. Friday: Partly cloudy with temperatures reaching 82 degrees. Winds ESE 4-8 mph in the late morning changing to NNE 8-12 mph in the afternoon. Saturday: Mostly cloudy throughout the morning and early afternoon, with temperatures in the low to mid-80s and winds SW 5-10 mph. Sunday: Partly cloudy, warm and humid with temperatures reaching 86 degrees. Winds W 10-15 mph.

Tournament Record:

259 - Tiger Woods (2000)

Current Course Record:

61 - Firestone CC (South Course) - Tiger Woods (2000), Jose Maria Olazabal (1990)

With his win at the 2011 World Golf Championships-Bridgestone Invitational, **Adam Scott** joined **Phil Mickelson**, **Tiger Woods** and **Henrik Stenson** as the only four players to win THE PLAYERS and a World Golf Championships event in their careers.

The 2011 start was **Adam Scott's** ninth time playing the Bridgestone Invitational. In his eight previous starts at Firestone Country Club, the Australian had only finished under par twice (2006, 5-under and 2010, 5-under).

Adam Scott's opening round, 8-under-par 62 in 2011 was the lowest start by a winner at the Bridgestone Invitational. **Stewart Cink** had the previous low first round with a 63 en route to victory in 2004. The 62 was also one short shy of the tournament course record of 61 set by Tiger Woods in 2000.

Adam Scott became the third Australian to win a World Golf Championships event, joining **Geoff Ogilvy** (2006 and 2009 Accenture Match Play Championship) and **Craig Parry** (2002 Bridgestone Invitational). With eight career PGA TOUR wins, Scott has the fourth-most wins by an Australian on TOUR, trailing **Greg Norman** (20), **Steve Elkington** (10) and **Stuart Appleby** (10).

Rickie Fowler led the field, with only 100 putts at the 2011 World Golf

Championships-Bridgestone Invitational. He tied for second, the fourth runner-up finish of his career.

Only **Phil Mickelson** (2009 Cadillac Championship, HSBC Champions) and **Tiger Woods** (three different seasons) have won more than one World Golf Championships event in a season. **Luke Donald** (tied for second) was attempting to match that feat, as he won the Accenture Match Play Championship earlier in 2011.

Ryo Ishikawa's tie for fourth at the 2011 Bridgestone Invitational marked his best finish in seven starts in a World Golf Championships event. Three Japanese players have won on the PGA TOUR: **Ryuji Imada**, **Shigeki Maruyama** (three) and **Isao Aoki**.

Five players under age 30 finished inside the top 10 at the 2011 Bridgestone Invitational: **Rickie Fowler** (tied for second), **Jason Day** (tied for fourth), **Ryo Ishikawa** (tied for fourth), **Kyung-tae Kim** (tied for sixth) and **Rory McIlroy** (tied for sixth).

Pdraig Harrington, who tied for 59th, has played in the most World Golf Championships events (38).

Tournament Results

Pos	Player	Score				Total	FedExCup Points	Earnings
		Rnd1	Rnd2	Rnd3	Rnd4			
1	Adam Scott	62	70	66	65	263/-17	550.00	1,400,000.00

Continued on next page

Pos	Player	Score				Total	FedExCup Points	Earnings
		Rnd1	Rnd2	Rnd3	Rnd4			
T2	Luke Donald	68	69	64	66	267/-13	257.50	665,000.00
T2	Rickie Fowler	68	64	69	66	267/-13	257.50	665,000.00
T4	Jason Day	63	70	66	69	268/-12	127.50	332,500.00
T4	Ryo Ishikawa	67	68	64	69	268/-12		332,500.00
T6	Zach Johnson	70	68	64	68	270/-10	96.33	215,000.00
T6	Kyung-tae Kim	66	72	66	66	270/-10		215,000.00
T6	Rory McIlroy	68	68	67	67	270/-10		215,000.00
T9	David Toms	68	68	68	67	271/-9	80.50	152,500.00
T9	Lee Westwood	67	71	68	65	271/-9		152,500.00
T11	Aaron Baddeley	68	70	69	65	272/-8	69.00	117,333.34
T11	Fredrik Jacobson	68	66	67	71	272/-8	69.00	117,333.33
T11	Martin Laird	66	67	67	72	272/-8	69.00	117,333.33
14	Steve Stricker	71	65	67	70	273/-7	62.00	100,000.00
T15	Keegan Bradley	67	65	68	74	274/-6	58.00	95,500.00
T15	Francesco Molinari	73	64	68	69	274/-6		95,500.00
T17	Robert Karlsson	68	65	72	70	275/-5	54.00	89,500.00
T17	Mark Wilson	69	69	71	66	275/-5	54.00	89,500.00
T19	Matt Kuchar	71	69	65	71	276/-4	51.50	85,000.00
T19	D.A. Points	66	70	72	68	276/-4	51.50	85,000.00
T21	Peter Hanson	70	67	70	70	277/-3		81,250.00
T21	Bubba Watson	69	70	68	70	277/-3	49.50	81,250.00
T23	Jim Furyk	73	69	67	69	278/-2	45.50	75,250.00
T23	Lucas Glover	68	68	72	70	278/-2	45.50	75,250.00
T23	Retief Goosen	72	68	68	70	278/-2	45.50	75,250.00
T23	Ryan Moore	66	66	74	72	278/-2	45.50	75,250.00
T23	Bo Van Pelt	68	70	71	69	278/-2	45.50	75,250.00
T23	Nick Watney	65	70	70	73	278/-2	45.50	75,250.00
T29	Anders Hansen	72	70	67	70	279/-1		68,500.00
T29	Martin Kaymer	69	70	73	67	279/-1		68,500.00
T29	Hennie Otto	69	66	75	69	279/-1		68,500.00
T29	Scott Stallings	69	68	72	70	279/-1	40.50	68,500.00
T33	Simon Dyson	77	66	69	68	280/E		64,500.00
T33	Edoardo Molinari	72	66	70	72	280/E		64,500.00
T33	Justin Rose	71	70	72	67	280/E	36.50	64,500.00
T33	Brandt Snedeker	66	68	74	72	280/E	36.50	64,500.00
T37	Ernie Els	71	71	71	68	281/1	30.50	58,500.00
T37	Richard Green	69	68	74	70	281/1		58,500.00
T37	Charley Hoffman	68	69	70	74	281/1	30.50	58,500.00
T37	Hunter Mahan	71	69	72	69	281/1	30.50	58,500.00
T37	Matteo Manassero	70	72	67	72	281/1		58,500.00
T37	Geoff Ogilvy	68	70	76	67	281/1	30.50	58,500.00
T37	Louis Oosthuizen	71	71	70	69	281/1	30.50	58,500.00
T37	Tiger Woods	68	71	72	70	281/1	30.50	58,500.00
T45	Paul Casey	73	71	71	67	282/2	25.00	53,000.00
T45	Stewart Cink	66	70	71	75	282/2	25.00	53,000.00
T45	Gary Woodland	70	66	73	73	282/2	25.00	53,000.00
T48	Robert Allenby	70	73	70	70	283/3	21.00	49,300.00
T48	Dustin Johnson	73	69	70	71	283/3	21.00	49,300.00
T48	Phil Mickelson	67	73	71	72	283/3	21.00	49,300.00
T48	Rory Sabbatini	66	77	71	69	283/3	21.00	49,300.00
T48	Brendan Steele	69	74	74	66	283/3	21.00	49,300.00
T53	Sergio Garcia	68	72	72	72	284/4	16.00	46,500.00
T53	Alexander Noren	69	73	70	72	284/4		46,500.00
T53	Alvaro Quiros	73	74	67	70	284/4		46,500.00
T53	Charl Schwartzel	74	71	68	71	284/4	16.00	46,500.00
T53	Y.E. Yang	72	71	69	72	284/4	16.00	46,500.00
58	Heath Slocum	71	65	75	74	285/5	13.00	45,000.00
T59	Jonathan Byrd	67	74	75	70	286/6	10.50	43,750.00
T59	K.J. Choi	74	71	70	71	286/6	10.50	43,750.00
T59	Padraig Harrington	71	70	73	72	286/6	10.50	43,750.00
T59	Sean O'Hair	72	72	69	73	286/6	10.50	43,750.00
T63	Arjun Atwal	68	73	71	76	288/8	7.50	42,250.00
T63	Bill Haas	72	72	70	74	288/8	7.50	42,250.00
65	Graeme McDowell	71	72	75	71	289/9	6.00	41,500.00
T66	Harrison Frazar	72	72	77	70	291/11	4.50	40,750.00
T66	Jhonattan Vegas	73	70	74	74	291/11	4.50	40,750.00
T68	Thomas Bjorn	66	72	75	79	292/12		39,250.00
T68	Darren Clarke	77	74	69	72	292/12		39,250.00
T68	Jeff Overton	72	73	73	74	292/12	1.74	39,250.00
T68	Ian Poulter	71	69	80	72	292/12	1.74	39,250.00
72	Miguel A Jimenez	73	73	74	73	293/13		38,000.00

Continued on next page

Pos	Player	Score				Total	FedExCup Points	Earnings
		Rnd1	Rnd2	Rnd3	Rnd4			
73	Jae-bum Park	73	72	77	72	294/14		37,500.00
74	Pablo Larrazabal	66	76	74	79	295/15		37,000.00
75	Yuta Ikeda	74	72	77	74	297/17		36,500.00
76	Stuart Appleby	73	76	78	72	299/19	.88	36,000.00

Tournament History

Year	Winner *-Playoff	Score	FedExCup Points	Runners Up	Score	Course	Location	Par Yardage
World Golf Championships-Bridgestone Invitational								
2011	Adam Scott	263/-17	550.00	Luke Donald Rickie Fowler	267	Firestone CC (South Course)	Akron, OH	70/7,400
2010	Hunter Mahan	268/-12	550.00	Ryan Palmer	270	Firestone CC (South Course)	Akron, OH	70/7,400
2009	Tiger Woods	268/-12	550.00	Robert Allenby Padraig Harrington	272	Firestone CC (South Course)	Akron, OH	70/7,400
2008	Vijay Singh	270/-10	4, 725	Stuart Appleby Lee Westwood	271	Firestone CC (South Course)	Akron, OH	70/7,400
2007	Tiger Woods	272/- 8	4, 725	Justin Rose Rory Sabbatini	280	Firestone CC (South Course)	Akron, OH	70/7,400
2006	Tiger Woods*	270/-10		Stewart Cink	270	Firestone CC (South Course)	Akron, OH	70/7,360
World Golf Championships-NEC Invitational								
2005	Tiger Woods	274/- 6		Chris DiMarco	275	Firestone CC (South Course)	Akron, OH	70/7,360
2004	Stewart Cink	269/-11		Rory Sabbatini Tiger Woods	273	Firestone CC (South Course)	Akron, OH	70/7,360
2003	Darren Clarke	268/-12		Jonathan Kaye	272	Firestone CC (South Course)	Akron, OH	70/7,283
2002	Craig Parry	268/-16		Robert Allenby Fred Funk	272	Sahalee Country Club	Sammamish, WA	71/6,949
2001	Tiger Woods*	268/-12		Jim Furyk	268	Firestone CC (South Course)	Akron, OH	70/7,139
2000	Tiger Woods	259/-21		Justin Leonard Phillip Price	270	Firestone GC (South Course)	Akron, OH	70/7,139
1999	Tiger Woods	270/-10		Phil Mickelson	271	Firestone GC (South Course)	Akron, OH	70/7,139
NEC World Series of Golf								
1998	David Duval	269/-11		Phil Mickelson	271	Firestone GC (South Course)	Akron, OH	70/7,139
1997	Greg Norman	273/- 7		Phil Mickelson	277	Firestone GC (South Course)	Akron, OH	70/7,139
1996	Phil Mickelson	274/- 6		Billy Mayfair Steve Stricker Duffy Waldorf	277	Firestone GC (South Course)	Akron, OH	70/7,139
1995	Greg Norman*	278/- 2		Billy Mayfair Nick Price	278	Firestone GC (South Course)	Akron, OH	70/7,149
1994	Jose Maria Olazabal	269/-11		Scott Hoch	270	Firestone CC (North Course)	Akron, OH	70/6,918
1993	Fulton Allem	270/-10		Jim Gallagher Jr. Nick Price Craig Stadler	275	Firestone CC (South Course)	Akron, OH	70/7,149
1992	Craig Stadler	273/- 7		Corey Pavin	274	Firestone CC (South Course)	Akron, OH	70/7,139
1991	Tom Purtzer*	279/- 1		Jim Gallagher Jr. Davis Love III	279	Firestone CC (South Course)	Akron, OH	70/7,136
1990	Jose Maria Olazabal	262/-18		Lanny Wadkins	274	Firestone CC (South Course)	Akron, OH	70/7,136
1989	David Frost*	276/- 4		Ben Crenshaw	276	Firestone CC (South Course)	Akron, OH	70/7,149
1988	Mike Reid*	275/- 5		Tom Watson	275	Firestone CC (South Course)	Akron, OH	70/7,149
1987	Curtis Strange	275/- 5		Fulton Allem	278	Firestone CC (South Course)	Akron, OH	70/7,149
1986	Dan Pohl	277/- 3		Lanny Wadkins	278	Firestone CC (South Course)	Akron, OH	70/7,149
1985	Roger Maltbie	268/-12		Denis Watson	272	Firestone CC (South Course)	Akron, OH	70/7,149
1984	Denis Watson	271/- 9		Bruce Lietzke	273	Firestone CC (South Course)	Akron, OH	70/7,149
World Series of Golf								
1983	Nick Price	270/-10		Jack Nicklaus	274	Firestone CC (South Course)	Akron, OH	70/7,149
1982	Craig Stadler*	278/- 2		Raymond Floyd	278	Firestone CC (South Course)	Akron, OH	70/7,149
1981	Bill Rogers	275/- 5		Tom Kite	276	Firestone CC (South Course)	Akron, OH	70/7,149
1980	Tom Watson	270/-10		Raymond Floyd	272	Firestone CC (South Course)	Akron, OH	70/7,149
1979	Lon Hinkle	272		Larry Nelson Bill Rogers Lee Trevino	273	Firestone CC (South Course)	Akron, OH	70/7,149
1978	Gil Morgan*	278		Hubert Green	278	Firestone CC (South Course)	Akron, OH	70/7,149
1977	Lanny Wadkins	267		Hale Irwin Tom Weiskopf	272	Firestone CC (South Course)	Akron, OH	70/7,149
1976	Jack Nicklaus	275		Hale Irwin	279	Firestone CC (South Course)	Akron, OH	70/7,149



PGA Championship



Winner: Keegan Bradley
 FedExCup Points: 600.00
 \$1,445,000.00
 71-64-69-68 272 (-8)

Johns Creek, GA
August 11-14

FedExCup Points: 3,776

Purse: \$8,000,000

Course: Atlanta Athletic Club | 35-35-70/ 7,467

Round 1	Round 2	Round 3
Steve Stricker - 63 (-7)	Keegan Bradley - 135 (-5)	Jason Dufner - 203 (-7)
Jerry Kelly - 65 (-5)	Jason Dufner - 135 (-5)	Brendan Steele - 203 (-7)
Shaun Micheel - 66 (-4)	Jim Furyk - 136 (-4)	Keegan Bradley - 204 (-6)
Scott Verplank - 67 (-3)	D.A. Points - 136 (-4)	Scott Verplank - 205 (-5)
Brendon de Jonge - 68 (-2)	John Senden - 136 (-4)	Steve Stricker - 206 (-4)
Simon Dyson - 68 (-2)	Scott Verplank - 136 (-4)	
Bill Haas - 68 (-2)		
Anders Hansen - 68 (-2)		
Brandt Jobe - 68 (-2)		
Davis Love III - 68 (-2)		
Matteo Manassero - 68 (-2)		
John Senden - 68 (-2)		
Keegan Bradley - 71 (1)		

Cut: 75 professionals at 4-over-par 144 from a field of 156 professionals.

Weather: Thursday: Sunny skies, with temperatures reaching the mid-90s. NW winds at 8-15 mph. Friday: Hot and sunny, with temperatures in the mid 90s. Light winds N at 5-10mph. Saturday: Slightly cooler, with temperatures reaching 90. Variable winds at 5-10 mph. Sunday: Hot, with a high of 90. Winds NNW at 15-20 mph.

Tournament Record:
 265 - David Toms (2001)

Tournament Course Record:
 63 - Gary Player (1984) - Shoal Creek GC
 63 - Steve Stricker (2011) - Atlanta Athletic Club
 63 - Raymond Floyd (1982) - Preston Trail GC
 63 - Mark O'Meara (2001) - Atlanta Athletic Club
 63 - Tiger Woods (2007) - Southern Hills CC
 63 - Brad Faxon (1995) - Riviera Country Club
 63 - Bruce Crampton (1975) - Firestone CC (South Course)
 63 - Thomas Bjorn (2005) - Baltusrol Golf Club
 63 - Jose Maria Olazabal (2000) - Valhalla Golf Club
 63 - Michael Bradley (1995) - Riviera Country Club
 63 - Vijay Singh (1993) - Inverness GC

The 2011 playoff between **Keegan Bradley** and **Jason Dufner** marked the 13th in PGA Championship history and the fourth playoff since PGA of America went to three-hole playoff format (**Tiger Woods**/2000; **Vijay Singh**/2004; **Martin Kaymer**/2010). Dufner is 0-2 in career PGA TOUR playoffs (lost to **Mark Wilson** at the 2011 Waste Management Phoenix Open) while Bradley is 2-0 in career PGA TOUR playoffs (defeated **Ryan Palmer** at 2011 HP Byron Nelson Championship).

Keegan Bradley became the first player since **Ben Curtis** (2003 British Open) to win his first start in a major championship. **Francis Ouimet** (1913 U.S. Open) was the last player to win his first major championship start in the U.S.

With his win at the 2011 PGA Championship, **Keegan Bradley** jumped from 24th to fourth in the FedExCup standings.

Despite making a triple-bogey-6 on the par-3 15th in the final round, rookie **Keegan Bradley** picked up his second win of the season. Dating to 1983, Bradley is just the seventh winner on the PGA TOUR to post a triple bogey or worse in the final round and the first to do so in a major championship. The last time a player made a triple or worse in the final round and won was at the 2003 Wells

Fargo Championship (**David Toms** made quadruple bogey-8 on the 72nd hole). In majors, **Tiger Woods** posted a triple bogey on the par-4 third hole in the third round while winning the 2000 U.S. Open.

En route to victory at the PGA Championship, **Keegan Bradley** converted a 40-foot birdie putt on the 71st hole in the final round. The average TOUR player makes just four percent of putts from 40 feet, with a higher probability of a three-putt (10 percent from this distance).

First-time PGA Championship participant **Keegan Bradley** became the first player since **Shaun Micheel** (2003) to win the PGA Championship in his first start at the event. Eight players have accomplished the feat: Bradley, Micheel, **Jim Barnes** (1916), **Tom Creavy** (1931), **Bob Hamilton** (1944), **Doug Ford** (1955), **Bob Tway** (1986) and **John Daly** (1991).

The 2011 PGA Championship winner and eventual Rookie of the Year **Keegan Bradley** became the first rookie to win two tournaments, including a major, since **Todd Hamilton** won The Honda Classic and British Open in 2004.

Keegan Bradley won the 2011 PGA Championship at age 25 years, 2 months,

7 days to join **John Daly** (1991), **Tiger Woods** (1999 and 2000) and **Martin Kaymer** (2010) as the only winners of the event under age 30 since 1990.

In the first round of the 2011 PGA Championship, **Steve Stricker** matched the all-time low round in a major championship, shooting a bogey-free, 7-under-par 63 to match Atlanta Athletic Club's competitive course record, shared with **Mark O'Meara**, who shot 63 in the second round in 2001.

Rounds of 63 in major championship history:

PGA Championship: **Bruce Crampton, Raymond Floyd, Gary Player, Vijay Singh, Michael Bradley, Brad Faxon, Jose Maria Olazabal, Mark O'Meara, Thomas Bjorn, Tiger Woods, Steve Stricker.**

Masters: **Nick Price, Greg Norman**

U.S. Open: **Johnny Miller, Jack Nicklaus, Tom Weiskopf, Vijay Singh**

British Open: **Mark Hayes, Isao Aoki, Greg Norman, Paul Broadhurst, Jodie Mudd, Nick Faldo, Payne Stewart, Rory McIlroy**

The following lists the 11 players who made the cut at all four majors in 2011 and their relation to par at the four events combined: **Charl Schwartzel** (14-under); **Sergio Garcia** (4-under); **Steve Stricker** (4-under); **Rory McIlroy** (2-under); **Ryan Palmer** (3-over); **Phil Mickelson** (4-over); **Gary Woodland** (6-over); **Y.E. Yang** (8-over); **Bill Haas** (16-over); **Bubba Watson** (20-over); **Edoardo Molinari** (31-over).

Robert Karlsson, who tied for fourth at the 2011 PGA Championship, was looking to become the first native of Sweden to win a major championship and the eighth Swede to win on the PGA TOUR. The other winners hailing from Sweden

are **Jesper Parnevik, Daniel Chopra, Gabriel Hjertstedt, Carl Pettersson, Fredrik Jacobson, Richard S. Johnson** and **Henrik Stenson.**

Ten years after his victory at the 2001 PGA Championship, **David Toms** tied for fifth for his first top-10 performance at a major since a tie for fifth at the 2007 U.S. Open.

Dating to the 2009 U.S. Open won by **Lucas Glover**, 10 of the last 11 major championships have been captured by first-time major winners.

Since **Padraig Harrington** won back-to-back majors at the 2008 British Open and PGA Championship, 12 different players have won the last 12 major championships.

Scott Verplank (tied for seventh in 2001 and tied for fourth in 2011) and **David Toms** (won in 2001 and tied for fifth in 2011) posted top-10s in the last two PGA Championships hosted by Atlanta Athletic Club.

Multiple top-10 major finishes in 2011:

Charl Schwartzel (won, Masters; tied for ninth, U.S. Open)

Jason Day tied for second, Masters; second, U.S. Open)

Sergio Garcia (tied for seventh, U.S. Open; tied for ninth, British Open)

Lee Westwood (tied for third, U.S. Open; tied for eighth, PGA Championship)

Adam Scott (tied for second, Masters; seventh, PGA Championship)

Luke Donald (tied for fourth, Masters; tied for eighth, PGA Championship)

The 18th hole played to an average score of .584 strokes over par, the fourth-most difficult finishing hole in a major championship dating to 1983.

Tournament Results

Pos	Player	Score				Total	FedExCup Points	Earnings
		Rnd1	Rnd2	Rnd3	Rnd4			
1	Keegan Bradley	71	64	69	68	272/-8	600.00	1,445,000.00
2	Jason Dufner	70	65	68	69	272/-8	330.00	865,000.00
3	Anders Hansen	68	69	70	66	273/-7		545,000.00
T4	Robert Karlsson	70	71	67	67	275/-5	126.66	331,000.00
T4	David Toms	72	71	65	67	275/-5	126.66	331,000.00
T4	Scott Verplank	67	69	69	70	275/-5	126.66	331,000.00
7	Adam Scott	69	69	70	68	276/-4	100.00	259,000.00
T8	Luke Donald	70	71	68	68	277/-3	91.00	224,500.00
T8	Lee Westwood	71	68	70	68	277/-3		224,500.00
T10	Kevin Na	72	69	70	67	278/-2	79.50	188,000.00
T10	D.A. Points	69	67	71	71	278/-2	79.50	188,000.00
T12	Sergio Garcia	72	69	69	69	279/-1	62.28	132,785.71
T12	Bill Haas	68	73	69	69	279/-1	62.28	132,785.71
T12	Trevor Immelman	69	71	71	68	279/-1	62.28	132,785.71
T12	Charl Schwartzel	71	71	66	71	279/-1	62.28	132,785.71
T12	Steve Stricker	63	74	69	73	279/-1	62.28	132,785.71
T12	Nick Watney	70	71	68	70	279/-1	62.28	132,785.71
T12	Gary Woodland	70	70	71	68	279/-1	62.28	132,785.71
T19	Brian Davis	69	73	69	69	280/E	49.14	81,214.28
T19	Matt Kuchar	71	71	68	70	280/E	49.14	81,214.28
T19	Hunter Mahan	72	72	66	70	280/E	49.14	81,214.28
T19	Phil Mickelson	71	70	69	70	280/E	49.14	81,214.28
T19	Ryan Palmer	71	70	69	70	280/E	49.14	81,214.28
T19	John Senden	68	68	72	72	280/E	49.14	81,214.28
T19	Brendan Steele	69	68	66	77	280/E	49.14	81,214.28
T26	Robert Allenby	72	70	71	68	281/1	41.50	51,062.50
T26	Brendon de Jonge	68	72	69	72	281/1	41.50	51,062.50
T26	Charles Howell III	72	68	73	68	281/1	41.50	51,062.50
T26	Jerry Kelly	65	73	74	69	281/1	41.50	51,062.50
T26	Spencer Levin	71	70	68	72	281/1	41.50	51,062.50
T26	Scott Piercy	71	68	71	71	281/1	41.50	51,062.50
T26	Bubba Watson	74	68	70	69	281/1	41.50	51,062.50
T26	Mark Wilson	69	71	71	70	281/1	41.50	51,062.50
T34	Chris Kirk	72	72	69	69	282/2	36.00	40,000.00
T34	Francesco Molinari	72	71	67	72	282/2		40,000.00
T34	Alexander Noren	70	72	68	72	282/2		40,000.00

Continued on next page

Pos	Player	Score				Total	FedExCup Points	Earnings
		Rnd1	Rnd2	Rnd3	Rnd4			
T37	Ben Crane	71	72	66	74	283/3	33.50	36,250.00
T37	Matteo Manassero	68	74	71	70	283/3		36,250.00
T39	K.J. Choi	70	73	69	72	284/4	29.50	30,250.00
T39	Johan Edfors	71	70	73	70	284/4		30,250.00
T39	Harrison Frazar	72	69	72	71	284/4	29.50	30,250.00
T39	Jim Furyk	71	65	73	75	284/4	29.50	30,250.00
T39	Bill Lunde	71	71	69	73	284/4	29.50	30,250.00
T39	Ian Poulter	74	68	70	72	284/4	29.50	30,250.00
T45	Ross Fisher	71	69	76	69	285/5		21,500.00
T45	Yuta Ikeda	73	68	72	72	285/5		21,500.00
T45	Brandt Jobe	68	69	73	75	285/5	23.50	21,500.00
T45	Pablo Larrazabal	70	73	76	66	285/5		21,500.00
T45	Seung-yul Noh	71	70	75	69	285/5		21,500.00
T45	Andres Romero	72	70	74	69	285/5	23.50	21,500.00
T51	Simon Dyson	68	72	71	75	286/6		17,500.00
T51	Rickie Fowler	74	69	75	68	286/6	18.00	17,500.00
T51	John Rollins	72	72	70	72	286/6	18.00	17,500.00
T51	Jhonattan Vegas	70	68	74	74	286/6	18.00	17,500.00
T51	Johnson Wagner	71	69	72	74	286/6	18.00	17,500.00
T56	Ricky Barnes	69	75	71	72	287/7	14.00	16,600.00
T56	Bryce Molder	74	69	70	74	287/7	14.00	16,600.00
T56	Ryan Moore	75	69	76	67	287/7	14.00	16,600.00
T59	Michael Bradley	70	74	74	70	288/8	11.00	16,033.33
T59	Zach Johnson	71	72	73	72	288/8	11.00	16,033.33
T59	Kyung-tae Kim	73	71	70	74	288/8		16,033.33
T62	Robert Garrigus	70	70	74	76	290/10	8.50	15,750.00
T62	Kevin Streelman	73	71	71	75	290/10	8.50	15,750.00
T64	Peter Hanson	71	71	76	73	291/11		15,400.00
T64	Padraig Harrington	73	69	75	74	291/11	5.00	15,400.00
T64	Miguel A Jimenez	69	73	72	77	291/11		15,400.00
T64	Rory McIlroy	70	73	74	74	291/11		15,400.00
T64	Sean O'Hair	71	73	77	70	291/11	5.00	15,400.00
T69	Edoardo Molinari	75	69	76	72	292/12		15,000.00
T69	Mike Small	73	71	70	78	292/12		15,000.00
T69	Y.E. Yang	71	73	74	74	292/12	1.32	15,000.00
T72	Paul Casey	72	72	78	72	294/14	.95	14,750.00
T72	Davis Love III	68	71	76	79	294/14	.95	14,750.00
T74	Shaun Micheel	66	78	77	74	295/15	.91	14,550.00
T74	Rory Sabbatini	73	69	73	80	295/15	.91	14,550.00

The following players failed to complete the tournament: **CUT** – Aaron Baddeley, Thomas Bjorn, Jonathan Byrd, Angel Cabrera, Jason Day, Brian Gay, Tetsuji Hiratsuka, Martin Kaymer, Anthony Kim, Justin Rose, Bob Sowards, Bo Van Pelt, Ernie Els, Geoff Ogilvy, Jeff Overton, Alvaro Quiros, Cameron Tringale, Camilo Villegas, Stewart Cink, Hiroyuki Fujita, J.J. Henry, Dustin Johnson, Martin Laird, Steve Marino, Heath Slocum, Brandt Snedeker, Scott Stallings, Gregory Bourdy, Sean Dougherty, Steve Elkington, Tom Gillis, Charley Hoffman, Steve Schneider, Thomas Aiken, Mark Brooks, Jeff Coston, Richard Green, David Horsey, Fredrik Jacobson, Webb Simpson, Jamie Donaldson, Raphael Jacquelin, WC Liang, Robert McClellan, Louis Oosthuizen, Vijay Singh, Charlie Wi, Tiger Woods, Arjun Atwal, Stephen Gallacher, Mike Northern, Ryuji Imada, Graeme McDowell, John Daly, Larry Nelson, Stuart L Smith, Craig Stevens, D.J. Trahan, Darren Clarke, Brendan Jones, Rob Moss, Fredrik Andersson Hed, Rich Beem, Tommy Gainey, Lucas Glover, Faber Jamerson, Dan Olsen, David Hutsell, Brad Lardon, Jose Maria Olazabal, Jerry Pate, Ryo Ishikawa, Jeff Sorenson, Marty Jertson, Daniel Balin, Todd Camplin, Scott Erdmann, Brian Cairns ; **W/D** – Retief Goosen, Rocco Mediate, J.B. Holmes ;

Tournament History

Year	Winner *-Playoff	Score	FedExCup Points	Runners Up	Score	Course	Location	Par Yardage
PGA Championship								
2011	Keegan Bradley*	272/- 8	600.00	Jason Dufner	272	Atlanta Athletic Club	Johns Creek, GA	70/7,467
2010	Martin Kaymer*	277/-11	600.00	Bubba Watson	277	Whistling Straits	Kohler, WI	72/7,507
2009	Y.E. Yang	280/- 8	600.00	Tiger Woods	283	Hazeltine National Golf Club	Chaska, MN	72/7,674
2008	Padraig Harrington	277/- 3	4, 950	Ben Curtis	279	Oakland Hills CC (South)	Bloomfield Township, MI	70/7,395
				Sergio Garcia				
2007	Tiger Woods	272/- 8	4, 950	Woody Austin	274	Southern Hills CC	Tulsa, OK	70/7,131
2006	Tiger Woods	270/-18		Shaun Micheel	275	Medinah Country Club	Medinah, IL	72/7,561
2005	Phil Mickelson	276/- 4		Thomas Bjorn	277	Baltusrol Golf Club	Springfield, NJ	70/7,392
				Steve Elkington				
2004	Vijay Singh*	280/- 8		Chris DiMarco	280	Whistling Straits	Kohler, WI	72/7,514
				Justin Leonard				
2003	Shaun Micheel	276/- 4		Chad Campbell	278	Oak Hill CC	Rochester, NY	70/7,134

Continued on next page

Year	Winner *-Playoff	Score	FedExCup Points	Runners Up	Score	Course	Location	Par Yardage
2002	Rich Beem	278/-10		Tiger Woods	279	Hazeltine National Golf Club	Chaska, MN	72/7,360
2001	David Toms	265/-15		Phil Mickelson	266	Atlanta Athletic Club	Johns Creek, GA	70/7,213
2000	Tiger Woods*	270/-18		Bob May	270	Valhalla Golf Club	Louisville, KY	72/7,167
1999	Tiger Woods	277/-11		Sergio Garcia	278	Medinah Country Club	Medinah, IL	72/7,401
1998	Vijay Singh	271/- 9		Steve Stricker	273	Sahalee CC	Sammamish, WA	70/6,906
1997	Davis Love III	269/-11		Justin Leonard	274	Winged Foot GC	Mamaroneck, NY	70/6,987
1996	Mark Brooks*	277/-11		Kenny Perry	277	Valhalla Golf Club	Louisville, KY	72/7,144
1995	Steve Elkington*	267/-17		Colin Montgomerie	267	Riviera Country Club	Pacific Palisades, CA	71/6,956
1994	Nick Price	269/-11		Corey Pavin	275	Southern Hills CC	Tulsa, OK	70/6,834
1993	Paul Azinger*	272/-12		Greg Norman	272	Inverness GC	Toledo, OH	71/7,024
1992	Nick Price	278/- 6		John Cook	281	Bellerive CC	St. Louis, MO	71/7,148
				Nick Faldo				
				Jim Gallagher Jr.				
				Gene Sauers				
1991	John Daly	276/-12		Bruce Lietzke	279	Crooked Stick GC	Carmel, IN	72/7,205
1990	Wayne Grady	282/- 6		Fred Couples	285	Shoal Creek GC	Birmingham, AL	72/7,145
1989	Payne Stewart	276/-12		Andy Bean	277	Kemper Lakes	Long Grove, IL	72/7,197
				Mike Reid				
				Curtis Strange				
1988	Jeff Sluman	272/-12		Paul Azinger	275	Oak Tree GC	Edmond, OK	71/7,015
1987	Larry Nelson*	287/- 1		Lanny Wadkins	287	Champions Course	Palm Beach Gardens, FL	72/7,022
1986	Bob Tway	276/- 8		Greg Norman	278	Inverness GC	Toledo, OH	71/6,982
1985	Hubert Green	278/- 6		Lee Trevino	280	Cherry Hills CC	Englewood, CO	71/7,145
1984	Lee Trevino	273/-15		Gary Player	277	Shoal Creek GC	Birmingham, AL	72/7,145
				Lanny Wadkins				
1983	Hal Sutton	274/-10		Jack Nicklaus	275	Riviera CC	Pacific Palisades, CA	71/6,946
1982	Raymond Floyd	272/- 8		Lanny Wadkins	275	Preston Trail GC	Tulsa, OK	70/6,862
1981	Larry Nelson	273/- 7		Fuzzy Zoeller	277	Atlanta Athletic Club	Johns Creek, GA	70/7,070
1980	Jack Nicklaus	274/- 6		Andy Bean	281	Oak Hill CC	Rochester, NY	70/6,964
1979	David Graham*	272		Ben Crenshaw	272	Oakland Hills CC	Birmingham, MI	70/7,014
1978	John Mahaffey*	276		Jerry Pate	276	Oakmont CC (South)	Oakmont, PA	71/6,989
				Tom Watson				
1977	Lanny Wadkins*	282		Gene Littler	282	Pebble Beach GL	Pebble Beach, CA	72/6,815
1976	Dave Stockton	281		Raymond Floyd	282	Congressional CC (Blue)	Bethesda, MD	70/7,054
				Don January				
1975	Jack Nicklaus	276		Bruce Crampton	278	Firestone CC (South Course)	Akron, OH	70/7,180
1974	Lee Trevino	276		Jack Nicklaus	277	Tanglewood GC	Winston-Salem, NC	70/7,050
1973	Jack Nicklaus	277		Bruce Crampton	281	Canterbury GC	Beachwood, OH	71/6,852
1972	Gary Player	281		Tommy Aaron	283	Oakland Hills (South)	Birmingham, MI	70/7,054
				Jim Jamieson				
1971	Jack Nicklaus	281		Billy Casper	283	PGA National GC	Palm Beach Gardens, FL	72/7,096
1970	Dave Stockton	279		Bob Murphy	281	Southern Hills CC	Tulsa, OK	70/6,962
				Arnold Palmer				
1969	Raymond Floyd	276		Gary Player	277	NCR CC	Dayton, OH	71/6,915
1968	Julius Boros	281		Bob Charles	282	Pecan Valley CC	San Antonio, TX	70/7,096
				Arnold Palmer				
1967	Don January*	281		Don Massengale	281	Columbine CC	Littleton, CO	72/7,436
1966	Al Geiberger	280		Dudley Wysong	284	Firestone CC	Akron, OH	70/7,180
1965	Dave Marr	280		Billy Casper	282	Laurel Valley GC	Ligonier, PA	71/7,090
				Jack Nicklaus				
1964	Bobby Nichols	271		Jack Nicklaus	274	Columbus CC	Columbus, OH	70/6,851
				Arnold Palmer				
1963	Jack Nicklaus	279		Dave Ragan	281	Dallas Athletic Club	Dallas, TX	71/7,046
1962	Gary Player	278		Bob Goalby	279	Aronimink GC	Newtown Square, PA	70/7,045
1961	Jerry Barber*	277		Don January	277	Olympia Fields CC	Olympia Fields, IL	70/6,722
1960	Jay Hebert	281		Jim Ferrier	282	Firestone CC	Akron, OH	70/7,165
1959	Bob Rosburg	277		Jerry Barber	278	Minneapolis GC	St. Louis Park, MN	70/6,850
				Doug Sanders				
1958	Dow Finsterwald	276		Billy Casper	278	Llanerch CC	Havertown, PA	70/6,710
1957	Lionel Hebert			Dow Finsterwald		Miami Valley CC	Dayton, OH	71/NA
1956	Jack Burke, Jr.			Ted Kroll		Blue Hill CC	Boston, MA	71/NA
1955	Doug Ford			Cary Middlecoff		Meadowbrook CC	Detroit, MI	71/NA
1954	Chick Harbert			Walter Burkemo		Keller GC	St. Paul, MN	71/NA
1953	Walter Burkemo			Felice Torza		Birmingham CC	Birmingham, MI	71/NA
1952	Jim Turnesa			Chick Harbert		Big Spring CC	Louisville, KY	72/NA
1951	Sam Snead			Walter Burkemo		Oakmont CC	Oakmont, PA	72/NA
1950	Chandler Harper			Henry Williams		Scioto CC	Columbus, OH	72/NA
1949	Sam Snead			Johnny Palmer		Hermitage CC	Richmond, VA	71/NA
1948	Ben Hogan			Mike Turnesa		Norwood Hills CC	St. Louis, MO	71/NA
1947	Jim Ferrier			Chick Harbert		Plum Hollow GC	Detroit, MI	72/NA

Continued on next page

Year	Winner *-Playoff	Score	FedExCup Points	Runners Up	Score	Course	Location	Par Yardage
1946	Ben Hogan			Ed Oliver		Portland GC	Portland, OR	72/NA
1945	Byron Nelson			Sam Byrd		Moraine CC	Dayton, OH	N/A
1944	Bob Hamilton			Byron Nelson		Manito G&CC	Spokane, WA	N/A
1942	Sam Snead			Jim Turnesa		Seaview CC	Atlantic City, NJ	71/NA
1941	Victor Ghezzi*			Byron Nelson		Cherry Hills CC	Englewood, CO	71/NA
1940	Byron Nelson			Sam Snead		Hershey CC	Hershey, PA	73/NA
1939	Henry Picard			Byron Nelson		Pomonok CC	Flushing, NY	N/A
1938	Paul Runyan			Sam Snead		Shawnee CC	Shawnee on Delaware, PA	72/NA
1937	Denny Shute			Harold McSpaden		Pittsburgh Field	Aspinwall, PA	N/A
1936	Denny Shute			Jimmy Thomson		Pinehurst No. 2	Pinehurst, NC	72/NA
1935	Johnny Revolta			Tommy Armour		Twin Hills CC	Oklahoma City, OK	N/A
1934	Paul Runyan*			Craig Wood		Park CC	Williamsville, NY	N/A
1933	Gene Sarazen			Willie Goggin		Blue Mound CC	Milwaukee, WI	70/0
1932	Olin Dutra			Frank Walsh		Keller GC	St. Paul, MN	N/A
1931	Tom Creavy			Denny Shute		Wannamoisett CC	Rumford, RI	69/NA
1930	Tommy Armour			Gene Sarazen		Fresh Meadow CC	Flushing, NY	N/A
1929	Leo Diegel			Johnny Farrell		Hillcrest CC	Los Angeles, CA	71/NA
1928	Leo Diegel			Al Espinosa		Five Farms CC	Baltimore, MD	70/0
1927	Walter Hagen			Joe Turnesa		Cedar Crest CC	Dallas, TX	71/NA
1926	Walter Hagen			Leo Diegel		Salisbury GC	Westbury, NY	72/NA
1925	Walter Hagen			Bill Mehlhorn		Olympia Fields	Olympia Fields, IL	N/A
1924	Walter Hagen			James Barnes		French Lick CC	French Lick, IN	N/A
1923	Gene Sarazen			Walter Hagen		Pelham CC	Pelham, NY	72/NA
1922	Gene Sarazen			Emmet French		Oakmont CC	Oakmont, PA	71/NA
1921	Walter Hagen			James Barnes		Inwood CC	Far Rockaway, NY	N/A
1920	Jock Hutchison			J. Douglas Edgar		Flossmoor CC	Flossmoor, IL	N/A
1919	James Barnes			Fred McLeod		Engineers CC	Roslyn, NY	70/0
1916	James Barnes			Jock Hutchison		Siwanoy CC	Bronxville, NY	N/A

Wyndham Championship



Winner: Webb Simpson
FedExCup Points: 500.00
\$936,000.00
66-65-64-67 262 (-18)

Greensboro, NC
August 18-21

FedExCup Points: 3,513

Purse: \$5,200,000

Course: Sedgefield Country Club | 35-35-70/ 7,117

Round 1	Round 2	Round 3
Tommy Gainey - 63 (-7)	Tommy Gainey - 128 (-12)	Webb Simpson - 195 (-15)
Jeff Quinney - 63 (-7)	Stuart Appleby - 131 (-9)	Tommy Gainey - 197 (-13)
Stuart Appleby - 64 (-6)	Ernie Els - 131 (-9)	John Mallinger - 198 (-12)
Jason Bohn - 65 (-5)	Webb Simpson - 131 (-9)	Carl Pettersson - 198 (-12)
Paul Casey - 65 (-5)	Daniel Summerhays - 131 (-9)	Daniel Summerhays - 199 (-11)
Ernie Els - 65 (-5)		
Jim Furyk - 65 (-5)		
Tim Herron - 65 (-5)		
Lee Janzen - 65 (-5)		
George McNeill - 65 (-5)		
Carl Pettersson - 65 (-5)		
Vijay Singh - 65 (-5)		
Jimmy Walker - 65 (-5)		
Webb Simpson - 66 (-4)		

Cut: 74 professionals at 3-under-par 137 from a field of 154 professionals and two amateurs.

Weather: Thursday: Partly cloudy, with an afternoon high of 88. Winds SW at 5-10 mph. Friday: Partly cloudy, with an afternoon high of 89. Winds W at 5-10 mph. Saturday: Partly cloudy, with an afternoon high of 91. Winds SE at 5-10 mph. Sunday: Partly cloudy, with an afternoon high of 88. Winds WSW at 8-12 mph.

Tournament Record:

259 - Carl Pettersson (2008)

Current Course Record:

61 - Sedgefield Country Club - Kevin Na (2010), Carl Pettersson (2008), Arjun Atwal (2010)

With his three-stroke victory over **George McNeill**, Raleigh native and Wake Forest graduate **Webb Simpson** became the 16th first-time winner in the 71-year history of the Wyndham Championship. He became the third straight first-time winner in Greensboro (**Ryan Moore** in 2009 and **Arjun Atwal** in 2010).

In 2011, **Webb Simpson** became the third Wake Forest graduate to win the Wyndham Championship (**Lanny Wadkins**/1983 and **Scott Hoch**/2001) and the seventh different winner from an ACC school. The last was **Carl Pettersson** in 2008 (North Carolina State University).

Webb Simpson was 13-under-par on Nos. 10-18 and 10-under on the par-5s en route to winning the 2011 Wyndham Championship.

2011 Wyndham Championship winner **Webb Simpson** finished first in Strokes Gained-Putting, gaining 8.411 strokes on the field.

With his victory at the 2011 Wyndham Championship, **Webb Simpson** jumped from No. 12 to No. 3 in the final PGA TOUR Regular Season FedExCup standings.

Ernie Els (No. 126 to No. 118), **Padraig Harrington** (No. 130 to No. 124) and **William McGirt** (No. 127 to No. 125) moved into the top 125 in the final FedExCup standings at the 2011 Wyndham Championship. **Matt Jones**, **David Mathis** and **Cameron Beckman** dropped out of the top 125 after missing the cut.

Matt Jones has had several close calls in his attempts to qualify for the PGA

TOUR Playoffs for the FedExCup. He began the 2011 Wyndham Championship No. 122 in the FedExCup standings, but missed the cut and finished No. 127. In 2008, he finished No. 127 in the FedExCup standings and in 2009 he finished No. 126 to just miss the Playoffs both years.

Justin Leonard bogeyed the 72nd hole, missing a 13-foot par putt, to finish No. 126 in the FedExCup standings and missed the Playoffs for the first time. Leonard entered the Wyndham Championship No. 142 in the FedExCup standings.

In the first round of the 2011 Wyndham Championship, **Fabian Gomez** recorded the third double-eagle of the 2011 PGA TOUR season with a 5-wood from 247 yards at No. 15 on Thursday. It was the fourth double eagle at the Wyndham Championship since 1970.

Derek Lamely aced the 16th hole with a 9-iron during the second round to win Wyndham Worldwide's "Vacations for Life."

The first player from Iceland to participate in a PGA TOUR event, **Olafur Loftsson**, missed the cut at the Wyndham Championship. A senior-to-be at University of North Carolina-Charlotte, Loftsson was a sponsor exemption having won The Cardinal Amateur.

At the 2011 Wyndham Championship, **Jim Furyk** (tied for ninth) ended a streak of 13 events without a top-10 finish, his longest drought since his second season on TOUR in 1995.

Tournament Results

Pos	Player	Score				Total	FedExCup Points	Earnings
		Rnd1	Rnd2	Rnd3	Rnd4			
1	Webb Simpson	66	65	64	67	262/-18	500.00	936,000.00
2	George McNeill	65	70	66	64	265/-15	300.00	561,600.00
3	Tommy Gainey	63	65	69	69	266/-14	190.00	353,600.00
T4	Charles Howell III	69	65	66	67	267/-13	104.00	196,040.00

Continued on next page

Pos	Player	Score				Total	FedExCup Points	Earnings
		Rnd1	Rnd2	Rnd3	Rnd4			
T4	Jerry Kelly	67	66	69	65	267/-13	104.00	196,040.00
T4	Kyung-tae Kim	69	67	65	66	267/-13		196,040.00
T4	Carl Pettersson	65	70	63	69	267/-13	104.00	196,040.00
T4	Vijay Singh	65	69	68	65	267/-13	104.00	196,040.00
T9	Jim Furyk	65	67	69	67	268/-12	75.00	140,400.00
T9	Chez Reavie	66	69	68	65	268/-12	75.00	140,400.00
T9	Camilo Villegas	70	64	68	66	268/-12	75.00	140,400.00
T12	Jason Bohn	65	68	67	69	269/-11	58.60	101,920.00
T12	Joe Durant	67	70	67	65	269/-11	58.60	101,920.00
T12	Davis Love III	70	67	66	66	269/-11	58.60	101,920.00
T12	John Mallinger	68	65	65	71	269/-11	58.60	101,920.00
T12	Scott McCarron	68	67	69	65	269/-11	58.60	101,920.00
T17	Retief Goosen	67	65	68	70	270/-10	50.50	65,780.00
T17	Justin Leonard	66	67	68	69	270/-10	50.50	65,780.00
T17	Pat Perez	68	69	68	65	270/-10	50.50	65,780.00
T17	Tim Petrovic	68	66	67	69	270/-10	50.50	65,780.00
T17	Aron Price	72	65	68	65	270/-10	50.50	65,780.00
T17	Heath Slocum	70	64	67	69	270/-10	50.50	65,780.00
T17	Daniel Summerhays	66	65	68	71	270/-10	50.50	65,780.00
T17	David Toms	66	70	69	65	270/-10	50.50	65,780.00
T25	Tim Herron	65	68	68	70	271/-9	44.00	40,560.00
T25	Jarrod Lyle	68	66	69	68	271/-9	44.00	40,560.00
T25	John Rollins	67	67	68	69	271/-9	44.00	40,560.00
T25	Josh Teater	70	66	69	66	271/-9	44.00	40,560.00
T25	Michael Thompson	68	69	66	68	271/-9	44.00	40,560.00
T30	Blake Adams	68	65	70	69	272/-8	36.50	28,964.00
T30	Stuart Appleby	64	67	70	71	272/-8	36.50	28,964.00
T30	Briny Baird	68	69	68	67	272/-8	36.50	28,964.00
T30	Ernie Els	65	66	69	72	272/-8	36.50	28,964.00
T30	Lucas Glover	70	65	69	68	272/-8	36.50	28,964.00
T30	Billy Horschel	67	67	66	72	272/-8	36.50	28,964.00
T30	Brandt Jobe	69	67	67	69	272/-8	36.50	28,964.00
T30	Marc Leishman	68	68	67	69	272/-8	36.50	28,964.00
T30	Rod Pampling	68	69	66	69	272/-8	36.50	28,964.00
T30	Alexandre Rocha	66	66	70	70	272/-8	36.50	28,964.00
T40	Kris Blanks	69	65	69	70	273/-7	28.00	19,240.00
T40	Brendon de Jonge	69	67	65	72	273/-7	28.00	19,240.00
T40	Tom Gillis	68	68	68	69	273/-7	28.00	19,240.00
T40	Bill Lunde	67	67	68	71	273/-7	28.00	19,240.00
T40	Will MacKenzie	68	65	71	69	273/-7	28.00	19,240.00
T40	Nick O'Hern	68	68	67	70	273/-7	28.00	19,240.00
T40	Kevin Stadler	69	65	68	71	273/-7	28.00	19,240.00
T47	Chad Campbell	68	67	68	71	274/-6	22.00	13,748.80
T47	Paul Casey	65	67	69	73	274/-6	22.00	13,748.80
T47	Padraig Harrington	69	68	69	68	274/-6	22.00	13,748.80
T47	Jeff Quinney	63	70	71	70	274/-6	22.00	13,748.80
T47	Cameron Tringale	69	67	69	69	274/-6	22.00	13,748.80
T52	Charles Warren	67	68	75	65	275/-5	16.00	12,004.58
T52	Bud Cauley	69	68	68	70	275/-5		12,004.57
T52	Greg Chalmers	66	70	71	68	275/-5	16.00	12,004.57
T52	Nathan Green	67	69	69	70	275/-5	16.00	12,004.57
T52	William McGirt	69	64	72	70	275/-5	16.00	12,004.57
T52	Vaughn Taylor	66	68	67	74	275/-5	16.00	12,004.57
T52	Johnson Wagner	69	67	67	72	275/-5	16.00	12,004.57
T59	Woody Austin	67	70	68	71	276/-4	10.00	11,336.00
T59	Jim Herman	70	64	68	74	276/-4	10.00	11,336.00
T59	Kent Jones	68	66	72	70	276/-4	10.00	11,336.00
T59	Sunghoon Kang	68	67	70	71	276/-4	10.00	11,336.00
T59	Kevin Kisner	70	67	71	68	276/-4	10.00	11,336.00
T64	Joseph Bramlett	69	67	70	71	277/-3	6.50	10,972.00
T64	David Duval	67	69	72	69	277/-3	6.50	10,972.00
T66	John Daly	69	68	70	71	278/-2	3.00	10,608.00
T66	Andres Gonzales	68	69	69	72	278/-2	3.00	10,608.00
T66	Lee Janzen	65	69	70	74	278/-2	3.00	10,608.00
T66	Patrick Reed	66	68	71	73	278/-2		10,608.00
T66	Jimmy Walker	65	71	74	68	278/-2	3.00	10,608.00
71	Joe Ogilvie	72	65	70	72	279/-1	.98	10,296.00
T72	D.J. Brigman	66	69	75	75	285/5	.95	10,140.00
T72	Jim Renner	66	70	75	74	285/5	.95	10,140.00

The following players failed to complete the tournament: **CUT** – Angel Cabrera, Chris Couch, Ben Crane, Fabian Gomez, Bill Haas, Ryuji Imada, Matt Jones, Anthony Kim, Chris Kirk, Michael Letzig, Frank Lickliter II, Olafur Loftsson, Billy Mayfair, Zack Miller, Cameron Percy, Ian Poulter, Paul Stankowski, Boo Weekley,

Shane Bertsch, Ben Curtis, Jason Dufner, J.J. Henry, Steve Marino, David Mathis, Troy Matteson, Matt McQuillan, Rocco Mediate, John Merrick, Alex Prugh, Chris Baryla, Kevin Chappell, Michael Connell, Todd Hamilton, Trevor Immelman, Troy Merritt, Shaun Micheel, Jerry Richardson, Jr., Tag Ridings, Kyle Stanley, Roland Thatcher, Chris Tidland, Rich Beem, Steven Bowditch, Chris DiMarco, Bob Estes, David Hearn, Richard S Johnson, Billy Kennerly, Savio Nazareth, Fran Quinn, Darron Stiles, Jerod Turner, Marc Turnesa, Cameron Beckman, Steve Flesch, Ben Martin, D.J. Trahan, Garrett Willis, Scott Gordon, Tom Pernice Jr., Martin Piller, Chris Riley, Nate Smith, Michael Bradley, James Driscoll, Bobby Gates, Justin Hicks, Morgan Hoffmann, Colt Knost, Carl Paulson, Chris Stroud, Arjun Atwal, Scott Gutschewski, Nate Olivo, Brandt Snedeker, Nathan Stamey, Henrik Stenson, Skip Kendall, Derek Lamely, Nyasha Mauchaza, Will Strickler ; **W/D** – Hunter Haas, Dean Wilson ;

Tournament History

Year	Winner *-Playoff	Score	FedExCup Points	Runners Up	Score	Course	Location	Par Yardage
Wyndham Championship								
2011	Webb Simpson	262/-18	500.00	George McNeill	265	Sedgefield Country Club	Greensboro, NC	70/7,117
2010	Arjun Atwal	260/-20	500.00	David Toms	261	Sedgefield Country Club	Greensboro, NC	70/7,117
2009	Ryan Moore*	264/-16	500.00	Jason Bohn Kevin Stadler	264	Sedgefield Country Club	Greensboro, NC	70/7,117
2008	Carl Pettersson	259/-21	4, 500	Scott McCarron	261	Sedgefield Country Club	Greensboro, NC	70/7,118
2007	Brandt Snedeker	266/-22	4, 500	Billy Mayfair Jeff Overton Tim Petrovic	268	Forest Oaks CC	Greensboro, NC	72/7,333
Chrysler Classic of Greensboro								
2006	Davis Love III	272/-16		Jason Bohn	274	Forest Oaks CC	Greensboro, NC	72/7,333
2005	K.J. Choi	266/-22		Shigeki Maruyama	268	Forest Oaks CC	Greensboro, NC	72/7,333
2004	Brent Geiberger	270/-18		Michael Allen	272	Forest Oaks CC	Greensboro, NC	72/7,311
2003	Shigeki Maruyama	266/-22		Brad Faxon	271	Forest Oaks CC	Greensboro, NC	72/7,311
Greater Greensboro Chrysler Classic								
2002	Rocco Mediate	272/-16		Mark Calcavecchia	275	Forest Oaks CC	Greensboro, NC	72/7,062
2001	Scott Hoch	272/-16		Brett Quigley Scott Simpson	273	Forest Oaks CC	Greensboro, NC	72/7,062
2000	Hal Sutton	274/-14		Andrew Magee	277	Forest Oaks CC	Greensboro, NC	72/7,062
1999	Jesper Parnevik	265/-23		Jim Furyk	267	Forest Oaks CC	Greensboro, NC	72/7,062
1998	Trevor Dodds*	276/-12		Scott Verplank	276	Forest Oaks CC	Greensboro, NC	72/7,062
1997	Frank Nobilo*	274/-14		Brad Faxon	274	Forest Oaks CC	Greensboro, NC	72/7,062
1996	Mark O'Meara	274/-14		Duffy Waldorf	276	Forest Oaks CC	Greensboro, NC	72/6,958
KMart Greater Greensboro Open								
1995	Jim Gallagher, Jr.	274/-14		Peter Jacobsen Jeff Sluman	275	Forest Oaks CC	Greensboro, NC	72/6,958
1994	Mike Springer	275/-13		Brad Bryant Ed Humenik Hale Irwin	278	Forest Oaks CC	Greensboro, NC	72/6,958
1993	Rocco Mediate*	281/- 7		Steve Elkington	281	Forest Oaks CC	Greensboro, NC	72/6,958
1992	Davis Love III	272/-16		John Cook	278	Forest Oaks CC	Greensboro, NC	72/6,958
1991	Mark Brooks*	275/-13		Gene Sauers	275	Forest Oaks CC	Greensboro, NC	72/6,958
1990	Steve Elkington	282/- 6		Mike Reid Jeff Sluman	284	Forest Oaks CC	Greensboro, NC	72/6,958
1989	Ken Green	277/-11		John Huston	279	Forest Oaks CC	Greensboro, NC	72/6,958
1988	Sandy Lyle*	271/-17		Ken Green	271	Forest Oaks CC	Greensboro, NC	72/6,958
Greater Greensboro Open								
1987	Scott Simpson	282/- 6		Clarence Rose	284	Forest Oaks CC	Greensboro, NC	72/6,984
1986	Sandy Lyle	275/-13		Andy Bean	277	Forest Oaks CC	Greensboro, NC	72/6,984
1985	Joey Sindelar	285/- 3		Isao Aoki Craig Stadler	286	Forest Oaks CC	Greensboro, NC	72/6,984
1984	Andy Bean	280/- 8		George Archer	282	Forest Oaks CC	Greensboro, NC	72/6,984
1983	Lanny Wadkins	275/-13		Craig Stadler Denis Watson	280	Forest Oaks CC	Greensboro, NC	72/6,984
1982	Danny Edwards	285/- 3		Bobby Clampett	286	Forest Oaks CC	Greensboro, NC	72/6,984
1981	Larry Nelson*	281/- 7		Mark Hayes	281	Forest Oaks CC	Greensboro, NC	72/6,984
1980	Craig Stadler	275/-13		George Burns Billy Kratzert Jack Newton Jerry Pate	281	Forest Oaks CC	Greensboro, NC	72/6,958
1979	Raymond Floyd	282		George Burns Gary Player	283	Forest Oaks CC	Greensboro, NC	72/6,958
1978	Seve Ballesteros	282		Jack Renner Fuzzy Zoeller	283	Forest Oaks CC	Greensboro, NC	72/6,958
1977	Danny Edwards	276		George Burns Larry Nelson	280	Forest Oaks CC	Greensboro, NC	72/6,958
1976	Al Geiberger	268		Lee Trevino	270	Sedgefield Country Club	Greensboro, NC	71/6,643
1975	Tom Weiskopf	275		Al Geiberger	278	Sedgefield Country Club	Greensboro, NC	71/6,643
1974	Bob Charles	270		Raymond Floyd	271	Sedgefield Country Club	Greensboro, NC	71/7,012

Continued on next page

Year	Winner *-Playoff	Score	FedExCup Points	Runners Up	Score	Course	Location	Par Yardage
1973	Chi Chi Rodriguez	267		Lee Trevino Lou Graham Ken Still	268	Sedgefield Country Club	Greensboro, NC	71/7,012
1972	George Archer*	272		Tommy Aaron	272	Sedgefield Country Club	Greensboro, NC	71/7,034
1971	Bud Allin*	275		Dave Eichelberger Rod Funseth	275	Sedgefield Country Club	Greensboro, NC	71/7,034
1970	Gary Player	271		Miller Barber	273	Sedgefield Country Club	Greensboro, NC	71/7,034
1969	Gene Littler*	274		Julius Boros Orville Moody Tom Weiskopf	274	Sedgefield Country Club	Greensboro, NC	71/6,680
1968	Billy Casper	267		George Archer Gene Littler Bobby Nichols	271	Sedgefield Country Club	Greensboro, NC	71/6,680
1967	George Archer	267		Doug Sanders	269	Sedgefield Country Club	Greensboro, NC	71/6,680
1966	Doug Sanders*	276		Tom Weiskopf	276	Sedgefield Country Club	Greensboro, NC	71/6,680
1965	Sam Snead	273		Billy Casper Jack McGowan Phil Rodgers	278	Sedgefield Country Club	Greensboro, NC	71/6,680
1964	Julius Boros*	277		Doug Sanders	277	Sedgefield Country Club	Greensboro, NC	71/6,680
1963	Doug Sanders	270		Jimmy Clark	274	Sedgefield Country Club	Greensboro, NC	71/6,680
1962	Billy Casper	275		Mike Souchak	276	Sedgefield Country Club	Greensboro, NC	71/6,680
1961	Mike Souchak	276		Sam Snead	283	Sedgefield Country Club	Greensboro, NC	71/6,680
1960	Sam Snead	270		Dow Finsterwald	272	Starmount Forest CC	Greensboro, NC	71/6,630
1959	Dow Finsterwald	278		Art Wall	280	Starmount Forest CC	Greensboro, NC	71/6,630
1958	Bob Goalby	275		Dow Finsterwald Don January Tony Lema Sam Snead Art Wall	277	Starmount Forest CC	Greensboro, NC	71/6,630
1957	Stan Leonard	276		Mike Souchak	279	Sedgefield Country Club	Greensboro, NC	71/6,680
1956	Sam Snead*	279		Fred Wampler	279	Starmount Forest CC	Greensboro, NC	71/6,630
1955	Sam Snead	273		Julius Boros Art Wall	274	Sedgefield Country Club	Greensboro, NC	71/6,680
1954	Doug Ford*	283		Marty Furgol	283	Starmount Forest CC	Greensboro, NC	71/6,630
1953	Earl Stewart*	275		Sam Snead	275	Sedgefield Country Club	Greensboro, NC	71/6,680
1952	Dave Douglas	277		Bobby Locke	278	Starmount Forest CC	Greensboro, NC	71/6,630
1951	Art Doering	279		Jim Ferrier	284	Starmount Forest CC	Greensboro, NC	71/6,630
1950	Sam Snead	269		Jimmy Demaret	279	Sedgefield Country Club	Greensboro, NC	71/6,680
1949	Sam Snead*	276		Lloyd Mangrum	276	Starmount Forest CC	Greensboro, NC	71/6,630
1948	Lloyd Mangrum	278		Lew Worsham	279	Sedgefield Country Club	Greensboro, NC	71/6,680
1947	Victor Ghezzi	286		Frank Stranahan	288	Starmount Forest CC	Greensboro, NC	71/6,630
1946	Sam Snead	270		Herman Keiser	276	Sedgefield Country Club	Greensboro, NC	71/6,680
1945	Byron Nelson	271		Sam Byrd	279	Starmount Forest CC	Greensboro, NC	71/6,630
1942	Sam Byrd	279		Ben Hogan Lloyd Mangrum	281	Starmount Forest CC	Greensboro, NC	71/6,630
1941	Byron Nelson	276		Victor Ghezzi	278	Starmount Forest CC	Greensboro, NC	71/6,630
1940	Ben Hogan	270		Craig Wood	279	Sedgefield Country Club Starmount Forest CC	Greensboro, NC	71/6,680 71/6,630
1939	Ralph Guldahl	280		Clayton Heafner Lawson Little	283	Sedgefield Country Club Starmount Forest CC	Greensboro, NC	71/6,680 71/6,630
1938	Sam Snead	271		Johnny Revolta	276	Starmount Forest CC Sedgefield Country Club	Greensboro, NC	71/6,630 71/6,680



The Barclays



Winner: Dustin Johnson
 FedExCup Points: 2,500.00
 \$1,440,000.00
 66-63-65 194 (-19)

Edison, NJ
August 25-28

FedExCup Points: 17,690

Purse: \$8,000,000

Course: Plainfield Country Club | 35-36-71/ 6,964

Round 1	Round 2
Matt Kuchar - 63 (-8)	Matt Kuchar - 128 (-14)
Harrison Frazar - 64 (-7)	Dustin Johnson - 129 (-13)
William McGirt - 64 (-7)	Vijay Singh - 129 (-13)
Jonathan Byrd - 65 (-6)	Jonathan Byrd - 131 (-11)
Padraig Harrington - 65 (-6)	Aaron Baddeley - 132 (-10)
Vijay Singh - 65 (-6)	Padraig Harrington - 132 (-10)
Chris Stroud - 65 (-6)	Charley Hoffman - 132 (-10)
Dustin Johnson - 66 (-5)	Justin Rose - 132 (-10)

Cut: 72 players at 4-under 138 from a field of 123 professionals.

Weather: Thursday: Play was suspended at 10:29 a.m. due to dangerous weather conditions. Play resumed at 1:45 p.m. and was then suspended due to darkness at 7:38 p.m., with 51 players yet to complete their round. Partly cloudy skies with highs in the mid-80s. Winds E at 5-10 mph. Friday: The first round resumed at 7:15 a.m. and was completed at 9:12 a.m. The second round began at 7:45 a.m., 30 minutes later than originally scheduled. Partly cloudy, with a high of 86. Winds SE at 5-10 mph. Due to the impending impact of Hurricane Irene, which was scheduled to hit the tri-state area the next day, PGA TOUR officials decided at noon Friday to reduce the tournament to 54 holes, with the final round played on Saturday. Saturday: Players teed off of split tees from 7 a.m. to 8:50 a.m. Mostly cloudy skies with intermittent morning showers. High of 78. Winds E at 8-12 mph in the morning increasing to 10-20 mph in the afternoon.

Tournament Record:

261 - Bob Gilder (1982)

Current Course Record:

61 - Plainfield Country Club - Brandt Snedeker (2011)

Dustin Johnson carded a final-round 65 to win the 2011 Barclays, the first event in the PGA TOUR Playoffs for the FedExCup, by two strokes over defending champion **Matt Kuchar**. With the victory, Johnson earned 2,500 FedExCup points and moved from No. 19 to No. 1 in the season-long points standings. The victory was the fifth of Johnson's PGA TOUR career and second (2010 BMW Championship) in a Playoffs event.

With his win at the 2011 Barclays, **Dustin Johnson** joined **Tiger Woods** (three), **Steve Stricker** (two), **Camilo Villegas** (two), **Vijay Singh** (two) and **Phil Mickelson** (two) as the only players with multiple victories in Playoff events.

The 54-hole finish was the second at The Barclays. In 1998, **J.P. Hayes** birdied the first playoff hole at Westchester Country Club to defeat **Jim Furyk** in the weather-shortened event.

The 2011 Barclays became the first 54-hole event on the PGA TOUR since the 2009 AT&T Pebble Beach National Pro-Am, also won by **Dustin Johnson**. At that event, he was declared the winner after heavy rains Sunday and into Monday morning deemed the course unplayable. Johnson held a four-stroke lead over **Mike Weir** at the conclusion of the third round that year.

The 2011 Barclays represented the 26th 54-hole event on the PGA TOUR since 1990.

The last five 54-hole events on the PGA TOUR:

2011 The Barclays (**Dustin Johnson**)

2009 AT&T Pebble Beach National Pro-Am (**Dustin Johnson**)

2005 BellSouth Classic (**Phil Mickelson**)

2002 Southern Farm Bureau Classic (**Luke Donald**)

2000 BellSouth Classic (**Phil Mickelson**)

In winning the 2011 Barclays, **Dustin Johnson** fired scores of 30, 29 and 29 on the front nine to play the outgoing holes in 17-under.

With his fifth career title at the 2011 Barclays, **Dustin Johnson** moved out of a tie with **Sean O'Hair** for most victories by a player currently in their 20s. The

list of players with three or more wins: Johnson (five), O'Hair (four), **Camilo Villegas** (three), **Anthony Kim** (three) and **Hunter Mahan** (three).

With his victory at the 2011 Barclays, **Dustin Johnson** became the first player since **Tiger Woods** (1996-1999) to go directly from college and win in his first four years on the PGA TOUR.

Counting the 2011 season, **Dustin Johnson** joined **Phil Mickelson** (eight years dating to 2004) as the only players with wins in each of the last four seasons on TOUR.

Matt Kuchar, who entered the final round with a one-stroke lead, fell two strokes shy in his attempt to join **Ernie Els** (1996-97) as the only back-to-back winners of The Barclays, carding a final-round 68 to finish alone in second. The runner-up finish at The Barclays was the fifth of Kuchar's career and his second of the season (the Memorial Tournament presented by Nationwide Insurance).

Rookie **William McGirt** entered The Barclays No. 125 on the FedExCup points list and, on the strength of a tie for 24th, moved on to the second leg of the Playoffs at the Deutsche Bank Championship at No. 96. McGirt entered the previous week's Wyndham Championship at No. 127 and improved to No. 125 with a tie for 52nd. Eight players entered the week ranked No. 101 to 125 in the FedExCup standings and played their way into the following week's Deutsche Bank Championship: McGirt, **Padraig Harrington**, **Ernie Els**, **Ian Poulter**, **Camilo Villegas**, **Chris Stroud**, **John Merrick** and **Bill Lunde**. Eight players were eliminated from The Playoffs following The Barclays: **Hunter Haas**, **Chris DiMarco**, **Bryce Molder**, **Paul Goydos**, **Nick O'Hern**, **Matt Bettencourt**, **Tim Herron** and **Michael Bradley**.

Brandt Snedeker carded a tournament record 10-under 61 in the third and final round of the 2011 Barclays to move from a tie for 29th to finish tied for third. Snedeker's round featured 11 birdies, a career-best, surpassing the 10 he made during the final round of the 2007 Wyndham Championship. His 61 equaled Snedeker's career-low round on the PGA TOUR, matching his third-round score at the 2007 Buick Invitational.

The par-4 18th hole, playing at 285 yards at Plainfield Country Club, was the shortest par 4 on record since 1992.

Tournament Results

Pos	Player	Score				FedExCup Points	Earnings
		Rnd1	Rnd2	Rnd3	Total		
1	Dustin Johnson	66	63	65	194/-19	2,500.00	1,440,000.00
2	Matt Kuchar	63	65	68	196/-17	1,500.00	864,000.00
T3	Vijay Singh	65	64	68	197/-16	875.00	464,000.00
T3	Brandt Snedeker	70	66	61	197/-16	875.00	464,000.00
5	Jonathan Byrd	65	66	67	198/-15	550.00	320,000.00
T6	Brian Davis	69	66	64	199/-14	443.75	259,000.00
T6	Justin Rose	67	65	67	199/-14	443.75	259,000.00
T6	Camilo Villegas	68	66	65	199/-14	443.75	259,000.00
T6	Y.E. Yang	70	66	63	199/-14	443.75	259,000.00
T10	Charley Hoffman	66	66	68	200/-13	350.00	200,000.00
T10	Webb Simpson	71	66	63	200/-13	350.00	200,000.00
T10	Nick Watney	67	69	64	200/-13	350.00	200,000.00
T13	Aaron Baddeley	66	66	69	201/-12	282.00	145,600.00
T13	Jason Day	67	68	66	201/-12	282.00	145,600.00
T13	Padraig Harrington	65	67	69	201/-12	282.00	145,600.00
T13	Scott Piercy	72	65	64	201/-12	282.00	145,600.00
T13	Gary Woodland	70	66	65	201/-12	282.00	145,600.00
T18	Luke Donald	70	66	66	202/-11	252.50	100,800.00
T18	Charles Howell III	69	69	64	202/-11	252.50	100,800.00
T18	Ian Poulter	71	67	64	202/-11	252.50	100,800.00
T18	Rory Sabbatini	68	66	68	202/-11	252.50	100,800.00
T18	Chris Stroud	65	69	68	202/-11	252.50	100,800.00
T18	Jimmy Walker	71	64	67	202/-11	252.50	100,800.00
T24	Bill Haas	67	68	68	203/-10	217.50	61,900.00
T24	Jerry Kelly	69	69	65	203/-10	217.50	61,900.00
T24	Anthony Kim	68	67	68	203/-10	217.50	61,900.00
T24	William McGirt	64	69	70	203/-10	217.50	61,900.00
T24	Kyle Stanley	68	66	69	203/-10	217.50	61,900.00
T24	Steve Stricker	69	68	66	203/-10	217.50	61,900.00
T24	Bo Van Pelt	67	68	68	203/-10	217.50	61,900.00
T24	Mark Wilson	69	66	68	203/-10	217.50	61,900.00
T32	Kevin Chappell	67	69	68	204/-9	170.00	39,781.82
T32	K.J. Choi	70	67	67	204/-9	170.00	39,781.82
T32	Ernie Els	68	69	67	204/-9	170.00	39,781.82
T32	Trevor Immelman	67	70	67	204/-9	170.00	39,781.82
T32	Fredrik Jacobson	67	68	69	204/-9	170.00	39,781.82
T32	Marc Leishman	69	68	67	204/-9	170.00	39,781.82
T32	Carl Pettersson	69	66	69	204/-9	170.00	39,781.82
T32	Kevin Strelman	69	66	69	204/-9	170.00	39,781.82
T32	Cameron Tringale	74	63	67	204/-9	170.00	39,781.82
T32	Sergio Garcia	68	66	70	204/-9	170.00	39,781.81
T32	Bill Lunde	69	69	66	204/-9	170.00	39,781.81
T43	Arjun Atwal	67	71	67	205/-8	120.00	23,840.00
T43	Greg Chalmers	70	68	67	205/-8	120.00	23,840.00
T43	Hunter Mahan	68	69	68	205/-8	120.00	23,840.00
T43	Graeme McDowell	72	65	68	205/-8	120.00	23,840.00
T43	John Merrick	68	68	69	205/-8	120.00	23,840.00
T43	Phil Mickelson	67	70	68	205/-8	120.00	23,840.00
T43	Ryan Palmer	66	72	67	205/-8	120.00	23,840.00
T43	Josh Teater	72	66	67	205/-8	120.00	23,840.00
T43	Charlie Wi	69	67	69	205/-8	120.00	23,840.00
T52	Robert Allenby	67	68	71	206/-7	82.50	18,560.00
T52	Chad Campbell	67	67	72	206/-7	82.50	18,560.00
T52	Rickie Fowler	71	67	68	206/-7	82.50	18,560.00
T52	Jim Furyk	71	66	69	206/-7	82.50	18,560.00
T52	Robert Karlsson	68	68	70	206/-7	82.50	18,560.00
T52	D.J. Trahan	67	70	69	206/-7	82.50	18,560.00
T58	Kris Blanks	67	69	71	207/-6	52.50	17,520.00
T58	Brendon de Jonge	68	68	71	207/-6	52.50	17,520.00
T58	Harrison Frazar	64	69	74	207/-6	52.50	17,520.00
T58	J.J. Henry	67	70	70	207/-6	52.50	17,520.00
T58	Ryuji Imada	70	67	70	207/-6	52.50	17,520.00
T58	Martin Laird	71	67	69	207/-6	52.50	17,520.00
T64	Bryce Molder	70	68	70	208/-5	30.00	16,800.00
T64	Andres Romero	72	66	70	208/-5	30.00	16,800.00
T64	Kevin Stadler	68	70	70	208/-5	30.00	16,800.00
T67	David Hearn	67	69	73	209/-4	15.00	16,320.00
T67	Joe Ogilvie	68	70	71	209/-4	15.00	16,320.00

Continued on next page

Pos	Player	Score			Total	FedExCup Points	Earnings
		Rnd1	Rnd2	Rnd3			
T67	Adam Scott	66	67	76	209/-4	15.00	16,320.00
70	Jhonattan Vegas	70	66	74	210/-3	5.00	16,000.00
71	Steve Marino	72	65	74	211/-2	4.90	15,840.00
72	Retief Goosen	68	68	76	212/-1	4.80	15,680.00

The following players failed to complete the tournament: **CUT** – Ricky Barnes, Michael Bradley, Ben Crane, Brian Gay, Chris Kirk, Davis Love III, Troy Matteson, Ryan Moore, Kevin Na, D.A. Points, Chez Reavie, John Rollins, John Senden, Heath Slocum, Michael Thompson, David Toms, Stewart Cink, Jason Dufner, Tim Herron, Brandt Jobe, Billy Mayfair, George McNeill, Geoff Ogilvy, Scott Stallings, Bubba Watson, Blake Adams, Tommy Gainey, Zach Johnson, Spencer Levin, Rod Pampling, Brendan Steele, Nick O'Hern, Johnson Wagner, Matt Bettencourt, Steven Bowditch, Keegan Bradley, Chris DiMarco, James Driscoll, Robert Garrigus, Tom Gillis, Paul Goydos, Hunter Haas, Jeff Overton, Vaughn Taylor, Scott Verplank, Lucas Glover, Sean O'Hair ; **W/D** – Steve Flesch, Chris Couch, Pat Perez, Stuart Appleby ;

Tournament History

Year	Winner *-Playoff	Score	FedExCup Points	Runners Up	Score	Course	Location	Par Yardage
The Barclays								
2011	Dustin Johnson	194/-19	2,500.00	Matt Kuchar	196	Plainfield Country Club	Edison, NJ	71/6,964
2010	Matt Kuchar*	272/-12	2,500.00	Martin Laird	272	Ridgewood Country Club	Paramus, NJ	71/7,319
2009	Heath Slocum	275/-9	2,500.00	Ernie Els	276	Liberty National Golf Club	Jersey City, NJ	71/7,419
				Padraig Harrington				
				Steve Stricker				
				Tiger Woods				
2008	Vijay Singh*	276/-8	11,000	Sergio Garcia	276	Ridgewood Country Club	Paramus, NJ	71/7,319
				Kevin Sutherland				
2007	Steve Stricker	268/-16	9,000	K.J. Choi	270	Westchester CC	Harrison, NY	71/6,839
Barclays Classic								
2006	Vijay Singh	274/-10		Adam Scott	276	Westchester CC	Harrison, NY	71/6,839
2005	Padraig Harrington	274/-10		Jim Furyk	275	Westchester CC	Harrison, NY	71/6,839
Buick Classic								
2004	Sergio Garcia*	272/-12		Padraig Harrington	272	Westchester CC	Harrison, NY	71/6,751
				Rory Sabbatini				
2003	Jonathan Kaye*	271/-13		John Rollins	271	Westchester CC	Harrison, NY	71/6,783
2002	Chris Smith	272/-12		David Gossett	274	Westchester CC	Harrison, NY	71/6,722
				Pat Perez				
				Loren Roberts				
2001	Sergio Garcia	268/-16		Scott Hoch	271	Westchester CC	Harrison, NY	71/6,722
2000	Dennis Paulson*	276/-8		David Duval	276	Westchester CC	Harrison, NY	71/6,722
1999	Duffy Waldorf*	276/-8		Dennis Paulson	276	Westchester CC	Harrison, NY	71/6,722
1998	J.P. Hayes*	201/-12		Jim Furyk	201	Westchester CC	Harrison, NY	71/6,722
1997	Ernie Els	268/-16		Jeff Maggert	270	Westchester CC	Harrison, NY	71/6,722
1996	Ernie Els	271/-13		Steve Elkington	279	Westchester CC	Harrison, NY	71/6,779
				Tom Lehman				
				Jeff Maggert				
				Craig Parry				
1995	Vijay Singh*	278/-6		Doug Martin	278	Westchester CC	Harrison, NY	71/6,779
1994	Lee Janzen	268/-16		Ernie Els	271	Westchester CC	Harrison, NY	71/6,779
1993	Vijay Singh*	280/-4		Mark Wiebe	280	Westchester CC	Harrison, NY	71/6,779
1992	David Frost	268/-16		Duffy Waldorf	276	Westchester CC	Harrison, NY	71/6,779
1991	Billy Andrade	273/-11		Brad Bryant	275	Westchester CC	Harrison, NY	71/6,779
1990	Hale Irwin	269/-15		Paul Azinger	271	Westchester CC	Harrison, NY	71/6,779
Manufacturers Hanover Westchester Classic								
1989	Wayne Grady*	277/-7		Ronnie Black	277	Westchester CC	Harrison, NY	71/6,779
1988	Seve Ballesteros*	276/-8		David Frost	276	Westchester CC	Harrison, NY	71/6,779
				Ken Green				
				Greg Norman				
1987	J.C. Snead*	276/-8		Seve Ballesteros	276	Westchester CC	Harrison, NY	71/6,769
1986	Bob Tway	272/-12		Willie Wood	273	Westchester CC	Harrison, NY	71/6,723
1985	Roger Maltbie*	275/-9		George Burns	275	Westchester CC	Harrison, NY	71/6,722
				Raymond Floyd				
1984	Scott Simpson	269/-15		David Graham	274	Westchester CC	Harrison, NY	71/6,687
				Jay Haas				
				Mark O'Meara				
1983	Seve Ballesteros	276/-8		Andy Bean	278	Westchester CC	Harrison, NY	71/6,687
				Craig Stadler				
1982	Bob Gilder	261/-23		Peter Jacobsen	266	Westchester CC	Harrison, NY	71/6,329
				Tom Kite				

Continued on next page

Year	Winner *-Playoff	Score	FedExCup Points	Runners Up	Score	Course	Location	Par Yardage
1981	Raymond Floyd	275/- 9		Bobby Clampett Gibby Gilbert Craig Stadler	277	Westchester CC	Harrison, NY	71/6,603
1980	Curtis Strange	273/-11		Gibby Gilbert	275	Westchester CC	Harrison, NY	71/6,603
1979	Jack Renner	277		David Graham Howard Twitty	278	Westchester CC	Harrison, NY	71/6,603
American Express Westchester Classic								
1978	Lee Elder	274		Mark Hayes	275	Westchester CC	Harrison, NY	71/6,603
1977	Andy North	272		George Archer	274	Westchester CC	Harrison, NY	71/6,603
1976	David Graham	272		Ben Crenshaw Tom Watson Fuzzy Zoeller	275	Westchester CC	Harrison, NY	71/6,603
Westchester Classic								
1975	Gene Littler*	271		Julius Boros	271	Westchester CC	Harrison, NY	72/6,614
1974	Johnny Miller	269		Don Bies	271	Westchester CC	Harrison, NY	72/6,614
1973	Bobby Nichols*	272		Bob Murphy	272	Westchester CC	Harrison, NY	72/6,614
1972	Jack Nicklaus	270		Jim Colbert	273	Westchester CC	Harrison, NY	72/6,700
1971	Arnold Palmer	270		Gibby Gilbert Hale Irwin	275	Westchester CC	Harrison, NY	72/6,700
1970	Bruce Crampton	273		Larry Hinson Jack Nicklaus	274	Westchester CC	Harrison, NY	72/6,700
1969	Frank Beard	275		Bert Greene	276	Westchester CC	Harrison, NY	72/6,677
1968	Julius Boros	272		Bob Murphy Jack Nicklaus Dan Sikes	273	Westchester CC	Harrison, NY	72/6,648
1967	Jack Nicklaus	272		Dan Sikes	273	Westchester CC	Harrison, NY	72/6,573

Deutsche Bank Championship



Winner: Webb Simpson
 FedExCup Points: 2,500.00
 \$1,440,000.00
 69-68-67-65 269 (-15)

Norton, MA
 September 02-05

FedExCup Points: 17,690

Purse: \$8,000,000

Course: TPC Boston | 36-35-71/ 7,214

Round 1	Round 2	Round 3
Troy Matteson - 65 (-6)	Charl Schwartzel - 132 (-10)	Bubba Watson - 202 (-11)
Luke Donald - 66 (-5)	Adam Scott - 132 (-10)	Jason Day - 203 (-10)
Jerry Kelly - 66 (-5)	Bubba Watson - 132 (-10)	Jerry Kelly - 203 (-10)
Charl Schwartzel - 66 (-5)	Brandt Snedeker - 133 (-9)	Chez Reavie - 203 (-10)
Y.E. Yang - 66 (-5)	Nick Watney - 134 (-8)	Adam Scott - 203 (-10)
Webb Simpson - 69 (-2)	Webb Simpson - 137 (-5)	Brendan Steele - 203 (-10)
		Webb Simpson - 204 (-9)

Cut: 78 players at 1-over 143 from a field of 99 professionals.

Weather: Friday: Mostly sunny with an afternoon high of 81 degrees. Winds S 7-12 mph. Saturday: Partly cloudy with an afternoon high in the lower 80s. Variable winds 8-12 mph. Sunday: Partly cloudy with an afternoon high of 84 degrees. Winds SSW 8-15 mph. Monday: Afternoon high reaching 83 degrees, with S-SW winds 8-15 mph. Gusts reaching 20 mph.

Tournament Record:
 262 - Vijay Singh (2008), Charley Hoffman (2010)
Current Course Record:
 61 - TPC Boston - Mike Weir (2008), Vijay Singh (2006)

After entering the final round two strokes behind 54-hole leader **Bubba Watson**, **Webb Simpson** carded a 6-under 65 to finish the 2011 Deutsche Bank Championship tied with **Chez Reavie** at 15-under 269. A birdie on the second playoff hole gave him the victory - the second event in the PGA TOUR Playoffs for the FedExCup. It was Simpson's second-career win on TOUR, both coming in a three-week span (2011 Wyndham Championship). He had missed the cut in two previous starts at the Deutsche Bank Championship (2009, 2010).

With his victory at the 2011 Deutsche Bank Championship, **Webb Simpson** moved from No. 4 to the top spot in the FedExCup standings, clinching a position in his first-ever TOUR Championship by Coca-Cola.

The 2011 playoff between **Webb Simpson** and **Chez Reavie** was the first in the tournament's nine-year history.

With his win at the 2011 Deutsche Bank Championship, 26-year-old **Webb Simpson** joined 2003 winner **Adam Scott** as the only winners of the Deutsche Bank Championship in their 20s.

Dustin Johnson (T42) led the field at the Deutsche Bank Championship in both Driving Distance (344.1 yards) and Driving Accuracy (78.57 percent), the first player to lead the field in both categories since the PGA Tour began keeping statistics in 1983.

The runner-up finish at the 2011 Deutsche Bank Championship was the first of **Chez Reavie**'s career in his second start at the Deutsche Bank Championship (T63 in 2008).

2010 Deutsche Bank Championship winner **Charley Hoffman** finished T31 in

his attempt to join **Vijay Singh** as the only multiple winners of the Deutsche Bank Championship.

Here's a composite look at players who were outside of the top 70 in the FedExCup standings entering the Deutsche Bank Championship and played their way into the BMW Championship:

2011 – (8) **Chez Reavie, Blake Adams, Chad Campbell, Andres Romero, Johnson Wagner, Ernie Els, Geoff Ogilvy, Chris Stroud**

2010 – (4) **Tom Gillis, Vijay Singh, Jason Dufner, Andres Romero**

2009 – (8) **Sergio Garcia, Bubba Watson, Jeff Overton, Stephen Ames, Bryce Molder, Marc Leishman, Woody Austin, Jason Bohn**

2008 – (10) **Tim Herron, Johnson Wagner, Heath Slocum, Ben Crane, Eric Axley, Aaron Baddeley, Fredrik Jacobson, Charley Hoffman, Tommy Armour III, Angel Cabrera**

2007 – (2) **John Mallinger, Bo Van Pelt**

The 54-hole leader/co-leader has gone on to win four of nine times at the Deutsche Bank Championship (**Adam Scott**/2003, **Vijay Singh**/2004, **Olin Browne**/2005, **Steve Stricker**/2009). The 2011 54-hole leader, **Bubba Watson**, carded a final-round 3-over 74 to finish T16.

J.B. Holmes was the lone eligible player not to compete in the 100-player field at the 2011 Deutsche Bank Championship. Holmes missed the event due to impending surgery on his brain to alleviate Chiari malformations that had caused dizziness among other effects.

Tournament Results

Pos	Player	Score				Total	FedExCup Points	Earnings
		Rnd1	Rnd2	Rnd3	Rnd4			
1	Webb Simpson	69	68	67	65	269/-15	2,500.00	1,440,000.00
2	Chez Reavie	67	68	68	66	269/-15	1,500.00	864,000.00
T3	Jason Day	67	69	67	68	271/-13	766.66	416,000.00
T3	Luke Donald	66	70	68	67	271/-13	766.66	416,000.00
T3	Brandt Snedeker	69	64	72	66	271/-13	766.66	416,000.00
6	Jim Furyk	69	69	66	68	272/-12	500.00	288,000.00
7	Bo Van Pelt	73	68	66	66	273/-11	450.00	268,000.00

Continued on next page

Pos	Player	Score				Total	FedExCup Points	Earnings
		Rnd1	Rnd2	Rnd3	Rnd4			
T8	Hunter Mahan	68	71	69	66	274/-10	412.50	240,000.00
T8	Adam Scott	69	63	71	71	274/-10	412.50	240,000.00
T10	Phil Mickelson	70	73	63	69	275/-9	319.16	177,333.34
T10	Kyle Stanley	68	71	68	68	275/-9	319.16	177,333.34
T10	Blake Adams	70	67	68	70	275/-9	319.16	177,333.33
T10	Jerry Kelly	66	69	68	72	275/-9	319.16	177,333.33
T10	Ryan Moore	68	68	69	70	275/-9	319.16	177,333.33
T10	Brendan Steele	69	67	67	72	275/-9	319.16	177,333.33
T16	Ernie Els	70	65	71	70	276/-8	265.00	120,000.00
T16	Zach Johnson	68	69	69	70	276/-8	265.00	120,000.00
T16	Robert Karlsson	74	67	64	71	276/-8	265.00	120,000.00
T16	Steve Marino	67	72	68	69	276/-8	265.00	120,000.00
T16	Bubba Watson	68	64	70	74	276/-8	265.00	120,000.00
T21	Chad Campbell	71	67	69	70	277/-7	242.50	86,400.00
T21	Lucas Glover	69	69	69	70	277/-7	242.50	86,400.00
T21	Charl Schwartzel	66	66	72	73	277/-7	242.50	86,400.00
T21	John Senden	70	69	67	71	277/-7	242.50	86,400.00
T25	Matt Kuchar	69	69	71	69	278/-6	217.50	61,066.67
T25	Sean O'Hair	70	70	66	72	278/-6	217.50	61,066.67
T25	Camilo Villegas	73	70	65	70	278/-6	217.50	61,066.67
T25	Johnson Wagner	69	69	71	69	278/-6	217.50	61,066.67
T25	Geoff Ogilvy	69	70	66	73	278/-6	217.50	61,066.66
T25	Gary Woodland	69	69	66	74	278/-6	217.50	61,066.66
T31	Jason Dufner	68	67	74	70	279/-5	187.50	46,400.00
T31	Sergio Garcia	71	65	74	69	279/-5	187.50	46,400.00
T31	Charley Hoffman	70	73	65	71	279/-5	187.50	46,400.00
T31	Charles Howell III	72	70	69	68	279/-5	187.50	46,400.00
T31	Chris Kirk	71	66	72	70	279/-5	187.50	46,400.00
T31	Andres Romero	71	68	69	71	279/-5	187.50	46,400.00
T37	Spencer Levin	72	71	67	70	280/-4	160.00	36,000.00
T37	Graeme McDowell	71	68	70	71	280/-4	160.00	36,000.00
T37	George McNeill	67	72	70	71	280/-4	160.00	36,000.00
T37	Carl Pettersson	69	70	70	71	280/-4	160.00	36,000.00
T37	Jimmy Walker	71	72	70	67	280/-4	160.00	36,000.00
T42	Greg Chalmers	72	65	71	73	281/-3	122.50	24,576.00
T42	Brian Davis	70	66	72	73	281/-3	122.50	24,576.00
T42	Fredrik Jacobson	74	66	70	71	281/-3	122.50	24,576.00
T42	Dustin Johnson	68	71	67	75	281/-3	122.50	24,576.00
T42	Marc Leishman	71	72	66	72	281/-3	122.50	24,576.00
T42	William McGirt	69	69	71	72	281/-3	122.50	24,576.00
T42	Steve Stricker	69	73	69	70	281/-3	122.50	24,576.00
T42	Chris Stroud	72	68	68	73	281/-3	122.50	24,576.00
T42	Jhonattan Vegas	71	72	67	71	281/-3	122.50	24,576.00
T42	Y.E. Yang	66	71	71	73	281/-3	122.50	24,576.00
T52	Robert Allenby	70	72	69	71	282/-2	87.50	18,760.00
T52	Rickie Fowler	68	67	70	77	282/-2	87.50	18,760.00
T52	J.J. Henry	72	68	71	71	282/-2	87.50	18,760.00
T52	Scott Stallings	72	65	74	71	282/-2	87.50	18,760.00
T56	Jonathan Byrd	67	71	74	71	283/-1	70.00	18,080.00
T56	Bill Lunde	68	71	70	74	283/-1	70.00	18,080.00
T56	Mark Wilson	70	70	69	74	283/-1	70.00	18,080.00
T59	Robert Garrigus	72	69	73	70	284/E	57.50	17,680.00
T59	David Toms	69	72	67	76	284/E	57.50	17,680.00
T61	Ben Crane	70	71	71	73	285/1	35.00	16,960.00
T61	Bill Haas	70	70	72	73	285/1	35.00	16,960.00
T61	Ryuji Imada	73	69	70	73	285/1	35.00	16,960.00
T61	Brandt Jobe	71	72	70	72	285/1	35.00	16,960.00
T61	Ryan Palmer	70	73	69	73	285/1	35.00	16,960.00
T61	Pat Perez	74	69	75	67	285/1	35.00	16,960.00
T61	Nick Watney	67	67	71	80	285/1	35.00	16,960.00
T68	Davis Love III	71	72	69	74	286/2	7.94	16,000.00
T68	Jeff Overton	70	71	76	69	286/2	7.94	16,000.00
T68	John Rollins	68	73	69	76	286/2	7.94	16,000.00
T68	Justin Rose	70	70	72	74	286/2	7.94	16,000.00
T68	Rory Sabbatini	67	75	72	72	286/2	7.94	16,000.00
T73	Padraig Harrington	69	73	70	75	287/3	4.70	15,520.00
T74	Martin Laird	71	72	72	73	288/4	4.55	15,280.00
T74	Scott Piercy	68	73	77	70	288/4	4.55	15,280.00
T76	Ricky Barnes	72	69	71	77	289/5	4.40	15,040.00
T77	Aaron Baddeley	72	69	75	75	291/7	4.25	14,800.00
T77	Troy Matteson	65	71	77	78	291/7	4.25	14,800.00

The following players failed to complete the tournament: **CUT** – Keegan Bradley, Kevin Chappell, Tommy Gainey, Brian Gay, D.A. Points, Ian Poulter, Cameron Tringale, K.J. Choi, Stewart Cink, Brendon de Jonge, Anthony Kim, Kevin Na, Vijay Singh, Chris Couch, Harrison Frazar, Kevin Streelman, Charlie Wi, Kris Blanks, John Merrick ; **W/D** – Trevor Immelman, Scott Verplank ;

Tournament History

Year	Winner *-Playoff	Score	FedExCup Points	Runners Up	Score	Course	Location	Par Yardage
Deutsche Bank Championship								
2011	Webb Simpson*	269/-15	2, 500.00	Chez Reavie	269	TPC Boston	Norton, MA	71/7,214
2010	Charley Hoffman	262/-22	2, 500.00	Jason Day Luke Donald Geoff Ogilvy	267	TPC Boston	Norton, MA	71/7,214
2009	Steve Stricker	267/-17	2, 500.00	Jason Dufner Scott Verplank	268	TPC Boston	Norton, MA	71/7,202
2008	Vijay Singh	262/-22	11, 000	Mike Weir	267	TPC Boston	Norton, MA	71/7,207
2007	Phil Mickelson	268/-16	9, 000	Arron Oberholser Brett Wetterich Tiger Woods	270	TPC Boston	Norton, MA	71/7,207
2006	Tiger Woods	268/-16		Vijay Singh	270	TPC Boston	Norton, MA	71/7,415
2005	Olin Browne	270/-14		Jason Bohn	271	TPC Boston	Norton, MA	71/7,415
2004	Vijay Singh	268/-16		Adam Scott Tiger Woods	271	TPC Boston	Norton, MA	71/7,415
2003	Adam Scott	264/-20		Rocco Mediate	268	TPC Boston	Norton, MA	71/7,415



BMW Championship



Winner: Justin Rose
FedExCup Points: 2,500.00
\$1,440,000.00
63-68-69-71 271 (-13)

Lemont, IL
September 15-18

FedExCup Points: 17,690

Purse: \$8,000,000

Course: Cog Hill G&CC | 35-36-71/ 7,616

Round 1	Round 2	Round 3
Justin Rose - 63 (-8)	Justin Rose - 131 (-11)	Justin Rose - 200 (-13)
Webb Simpson - 65 (-6)	Mark Wilson - 131 (-11)	John Senden - 204 (-9)
Mark Wilson - 65 (-6)	Webb Simpson - 133 (-9)	Bill Haas - 205 (-8)
K.J. Choi - 67 (-4)	John Senden - 134 (-8)	Geoff Ogilvy - 205 (-8)
Jim Furyk - 68 (-3)	Robert Allenby - 136 (-6)	Webb Simpson - 206 (-7)
John Senden - 68 (-3)	Bill Haas - 136 (-6)	
Camilo Villegas - 68 (-3)		

Cut: No cut. 69 of 70 players completed 72 holes.

Weather: Thursday: Sunny and cold. High of 59, with a morning low of 39. Morning winds N 10-20 mph, shifting to N/NE 8-15 in the afternoon. Friday: Cloudy and cool with a high of 59 degrees. Winds SE 5-10 mph. Saturday: Partly cloudy and cool with a high of 68 degrees. Winds E/SE 6-12 mph. Sunday: Mostly cloudy with intermittent showers. High of 69. Winds S/SE 10-20 mph.

Tournament Record:

262 - Tiger Woods (2007)

Current Course Record:

62 - Cog Hill G&CC - Tiger Woods (2009)

Justin Rose carded a final-round even-par 71—aided by a chip-in for birdie from 35 feet, 10-inches on the par-4 17th hole—to defeat **John Senden** by two strokes and win the 2011 BMW Championship, the third of four events in the PGA TOUR Playoffs for the FedExCup. The win is the third of Rose's career (2010 Memorial Tournament, 2010 AT&T National and 2011 BMW Championship). Rose has won twice in eight tries when carrying the lead into the final round on TOUR. In both cases he enjoyed a four-stroke lead into the final round, winning the 2010 AT&T National and the 2011 BMW Championship.

With his victory at the 2011 BMW Championship, **Justin Rose** moved from No. 34 to No. 3 in the FedExCup standings, joining others in the top five: **Webb Simpson** (No. 1), **Dustin Johnson** (No. 2), **Luke Donald** (No. 4) and **Matt Kuchar** (No. 5). Others moving inside the top 30 were runner-up **John Senden** (No. 55 to No. 9) and third-place finisher **Geoff Ogilvy** (No. 69 to No. 24). Falling out of the top 30 were **Rory Sabbatini** (No. 26 to No. 35), **Charl Schwartzel** (No. 27 to No. 32) and **Kyle Stanley** (No. 30 to No. 34).

Justin Rose became the first European winner of the event since **Harry Cooper** won in 1934. He is also the first European to win a PGA TOUR Playoffs event.

Justin Rose's 2011 victory came in his fifth start at the BMW Championship. After missing the cut in his first start in 2005, he has posted four consecutive top-25 finishes (tied for 19th in 2006, tied for fifth in 2007, tied for 21st in 2010 and won in 2011).

Runner-up **John Senden** led the 70-player field in the PGA TOUR's new putting statistic, Strokes Gained-Putting, averaging 2.526 strokes gained per round on the field.

Camilo Villegas posted a final-round 66 en route to a tie for sixth, his 10th top 10 in The Playoffs—tied with **Steve Stricker** for most on TOUR. Villegas finished 33rd in the final FedExCup standings.

Dustin Johnson tied for 65th 2011 in his bid to become the first repeat winner of the BMW Championship since **Nick Price** (1993-94).

Luke Donald, a former standout at nearby Northwestern University, missed the cut as an amateur in his first appearance at the 2000 BMW Championship. Since that time, he has reeled off nine made cuts, with a tie for third in 2004 his best finish. Donald opened the 2011 BMW Championship with a 4-over 75, his third worst score in 38 rounds at the BMW Championship, before closing with 66-67-68 to finish fourth.

Jim Furyk, winner of the 2005 BMW Championship and the 2010 FedExCup, carded a final-round 76 to tie for 22nd at Cog Hill Golf and Country Club. At No. 36, he missed on a chance to win the FedExCup in consecutive seasons. Despite a 76 Sunday, Furyk still owns a TOUR-best 59 rounds at par or better in the Playoffs, including three at the 2011 BMW Championship.

Of the five players who made it to the TOUR Championship in the first four years of the FedExCup, **Steve Stricker**, **Phil Mickelson** and **Hunter Mahan** advanced for the fifth consecutive year in 2011. **Ernie Els** and **Jim Furyk** fell short in their attempt for five straight Playoff finales.

Players who earned their first trip to the TOUR Championship by Coca-Cola: **Webb Simpson** (No. 1 FedExCup), **Chez Reavie** (eighth), **Gary Woodland** (11th), **Mark Wilson** (15th), **Keegan Bradley** (20th), **Bill Haas** (25th) and **Fredrik Jacobson** (29th).

Of the 11 rookies who began the Playoffs, **Keegan Bradley** was the only one to advance to the TOUR Championship by Coca-Cola. Bradley became the fourth rookie to reach the TOUR Championship in the FedExCup era—with the previous three having been voted Rookie of the Year by their peers: **Marc Leishman** (2009), **Andres Romero** (2008) and **Brandt Snedeker** (2007).

BMW Championship past winners and their finishes in 2011: **Camilo Villegas** (tied for sixth), **Jerry Kelly** (tied for 16th), **Robert Allenby** (tied for 12th), **Jim Furyk** (tied for 22nd), **Dustin Johnson** (tied for 65th) and **Steve Stricker** (withdrew).

Tournament Results

Pos	Player	Score				Total	FedExCup Points	Earnings
		Rnd1	Rnd2	Rnd3	Rnd4			
1	Justin Rose	63	68	69	71	271/-13	2,500.00	1,440,000.00
2	John Senden	68	66	70	69	273/-11	1,500.00	864,000.00

Continued on next page

Pos	Player	Score				Total	FedExCup Points	Earnings
		Rnd1	Rnd2	Rnd3	Rnd4			
3	Geoff Ogilvy	69	68	68	69	274/-10	1,000.00	544,000.00
4	Luke Donald	75	66	67	68	276/-8	750.00	384,000.00
5	Webb Simpson	65	68	73	71	277/-7	550.00	320,000.00
T6	Jason Dufner	71	68	71	68	278/-6	475.00	278,000.00
T6	Camilo Villegas	68	73	71	66	278/-6	475.00	278,000.00
8	Chez Reavie	69	70	70	70	279/-5	425.00	248,000.00
9	Brandt Jobe	75	64	69	72	280/-4	400.00	232,000.00
T10	K.J. Choi	67	71	73	70	281/-3	362.50	208,000.00
T10	David Toms	71	66	73	71	281/-3	362.50	208,000.00
T12	Robert Allenby	69	67	75	71	282/-2	297.50	162,000.00
T12	Sergio Garcia	69	72	67	74	282/-2	297.50	162,000.00
T12	Martin Laird	72	69	68	73	282/-2	297.50	162,000.00
T12	Y.E. Yang	70	72	70	70	282/-2	297.50	162,000.00
T16	Keegan Bradley	71	66	70	76	283/-1	262.50	116,000.00
T16	Bill Haas	70	66	69	78	283/-1	262.50	116,000.00
T16	Jerry Kelly	71	74	68	70	283/-1	262.50	116,000.00
T16	Ryan Moore	74	69	74	66	283/-1	262.50	116,000.00
T16	Carl Pettersson	70	72	72	69	283/-1	262.50	116,000.00
T16	Gary Woodland	70	68	73	72	283/-1	262.50	116,000.00
T22	Aaron Baddeley	71	71	75	67	284/E	225.00	68,444.45
T22	Matt Kuchar	72	65	78	69	284/E	225.00	68,444.45
T22	Chris Stroud	72	67	76	69	284/E	225.00	68,444.45
T22	Nick Watney	71	75	71	67	284/E	225.00	68,444.45
T22	Jim Furyk	68	70	70	76	284/E	225.00	68,444.44
T22	Brandt Snedeker	71	66	73	74	284/E	225.00	68,444.44
T22	Kyle Stanley	72	69	72	71	284/E	225.00	68,444.44
T22	Jimmy Walker	69	71	72	72	284/E	225.00	68,444.44
T22	Mark Wilson	65	66	77	76	284/E	225.00	68,444.44
T31	Brian Davis	74	70	72	69	285/1	187.50	46,400.00
T31	Brendon de Jonge	75	64	74	72	285/1	187.50	46,400.00
T31	Lucas Glover	70	69	75	71	285/1	187.50	46,400.00
T31	Zach Johnson	69	70	72	74	285/1	187.50	46,400.00
T31	Chris Kirk	74	69	70	72	285/1	187.50	46,400.00
T31	Cameron Tringale	71	70	72	72	285/1	187.50	46,400.00
T37	Jonathan Byrd	70	70	75	71	286/2	160.00	36,000.00
T37	Chad Campbell	69	70	72	75	286/2	160.00	36,000.00
T37	Robert Karlsson	69	71	74	72	286/2	160.00	36,000.00
T37	Sean O'Hair	70	69	73	74	286/2	160.00	36,000.00
T37	Adam Scott	74	70	74	68	286/2	160.00	36,000.00
T42	Ernie Els	72	71	74	70	287/3	132.50	27,200.00
T42	Charles Howell III	72	70	72	73	287/3	132.50	27,200.00
T42	Fredrik Jacobson	72	73	70	72	287/3	132.50	27,200.00
T42	Marc Leishman	71	71	74	71	287/3	132.50	27,200.00
T42	Hunter Mahan	69	72	72	74	287/3	132.50	27,200.00
T42	Charl Schwartzel	73	68	76	70	287/3	132.50	27,200.00
48	Rickie Fowler	69	72	75	72	288/4	115.00	21,920.00
T49	Jason Day	77	65	73	74	289/5	102.50	19,960.00
T49	Spencer Levin	73	70	72	74	289/5	102.50	19,960.00
T49	Ryan Palmer	74	73	72	70	289/5	102.50	19,960.00
T49	Jhonattan Vegas	73	73	74	69	289/5	102.50	19,960.00
T53	D.A. Points	71	73	75	71	290/6	85.00	18,613.34
T53	Charley Hoffman	75	69	73	73	290/6	85.00	18,613.33
T53	Bubba Watson	78	68	72	72	290/6	85.00	18,613.33
T56	Phil Mickelson	72	73	71	75	291/7	70.00	18,080.00
T56	Andres Romero	77	66	73	75	291/7	70.00	18,080.00
T56	Bo Van Pelt	76	74	70	71	291/7	70.00	18,080.00
T59	Steve Marino	76	72	71	73	292/8	57.50	17,680.00
T59	Rory Sabbatini	72	69	78	73	292/8	57.50	17,680.00
61	Blake Adams	74	68	77	74	293/9	50.00	17,440.00
62	Scott Stallings	71	70	76	77	294/10	45.00	17,280.00
63	Johnson Wagner	73	75	75	72	295/11	40.00	17,120.00
64	George McNeill	71	72	79	74	296/12	35.00	16,960.00
T65	Dustin Johnson	76	72	73	77	298/14	27.50	16,720.00
T65	Scott Piercy	77	68	80	73	298/14	27.50	16,720.00
67	Vijay Singh	76	75	75	73	299/15	20.00	16,480.00
68	Brendan Steele	78	75	75	72	300/16	15.00	16,320.00
69	Tommy Gainey	77	74	77	78	306/22	10.00	16,160.00

The following players failed to complete the tournament: **W/D** – Steve Stricker ;

Tournament History

Year	Winner *-Playoff	Score	FedExCup Points	Runners Up	Score	Course	Location	Par Yardage
BMW Championship								
2011	Justin Rose	271/-13	2,500.00	John Senden	273	Cog Hill G&CC	Lemont, IL	71/7,616
2010	Dustin Johnson	275/-9	2,500.00	Paul Casey	276	Cog Hill G&CC	Lemont, IL	71/7,616
2009	Tiger Woods	265/-19	2,500.00	Jim Furyk Marc Leishman	273	Cog Hill G&CC	Lemont, IL	71/7,616
2008	Camilo Villegas	265/-15	11,000	Dudley Hart	267	Bellerive CC	St. Louis, MO	70/7,324
2007	Tiger Woods	262/-22	9,000	Aaron Baddeley	264	Cog Hill G&CC	Lemont, IL	71/7,326
Cialis Western Open								
2006	Trevor Immelman	271/-13		Mathew Goggin Tiger Woods	273	Cog Hill G&CC	Lemont, IL	71/7,326
2005	Jim Furyk	270/-14		Tiger Woods	272	Cog Hill G&CC	Lemont, IL	71/7,326
2004	Stephen Ames	274/-10		Steve Lowery	276	Cog Hill G&CC	Lemont, IL	71/7,326
100th Western Open presented by Golf Digest								
2003	Tiger Woods	267/-21		Rich Beem	272	Cog Hill G&CC	Lemont, IL	72/7,320
Advil Western Open								
2002	Jerry Kelly	269/-19		Davis Love III	271	Cog Hill G&CC	Lemont, IL	72/7,224
2001	Scott Hoch	267/-21		Davis Love III	268	Cog Hill G&CC	Lemont, IL	72/7,073
2000	Robert Allenby*	274/-14		Nick Price	274	Cog Hill G&CC	Lemont, IL	72/7,073
Motorola Western Open								
1999	Tiger Woods	273/-15		Mike Weir	276	Cog Hill G&CC	Lemont, IL	72/7,073
1998	Joe Durant	271/-17		Vijay Singh	273	Cog Hill G&CC	Lemont, IL	72/7,073
1997	Tiger Woods	275/-13		Frank Nobilo	278	Cog Hill G&CC	Lemont, IL	72/7,073
1996	Steve Stricker	270/-18		Billy Andrade Jay Don Blake	278	Cog Hill G&CC	Lemont, IL	72/7,073
1995	Billy Mayfair	279/-9		Jay Haas Justin Leonard Jeff Maggert Scott Simpson	280	Cog Hill G&CC	Lemont, IL	72/7,073
1994	Nick Price	277/-11		Greg Kraft	278	Cog Hill G&CC	Lemont, IL	72/7,073
Sprint Western Open								
1993	Nick Price	269/-19		Greg Norman	274	Cog Hill G&CC	Lemont, IL	72/7,073
Centel Western Open								
1992	Ben Crenshaw	276/-12		Greg Norman	277	Cog Hill G&CC	Lemont, IL	72/7,073
1991	Russ Cochran	275/-13		Greg Norman	277	Cog Hill G&CC	Lemont, IL	72/7,040
1990	Wayne Levi	275/-13		Payne Stewart	279	Butler National GC	Oak Brook, IL	72/7,097
Beatrice Western Open								
1989	Mark McCumber*	275/-13		Peter Jacobsen	275	Butler National GC	Oak Brook, IL	72/7,097
1988	Jim Benepe	278/-10		Peter Jacobsen	279	Butler National GC	Oak Brook, IL	72/7,097
1987	D.A. Weibring	207/-9		Larry Nelson Greg Norman	208	Butler National GC	Oak Brook, IL	72/6,752
Western Open								
1986	Tom Kite*	286/-2		Fred Couples David Frost Nick Price	286	Butler National GC	Oak Brook, IL	72/7,097
1985	Scott Verplank*	279/-9		Jim Thorpe	279	Butler National GC	Oak Brook, IL	72/7,097
1984	Tom Watson*	280/-8		Greg Norman	280	Butler National GC	Oak Brook, IL	72/7,097
1983	Mark McCumber	284/-4		Tom Watson	285	Butler National GC	Oak Brook, IL	72/7,097
1982	Tom Weiskopf	276/-12		Larry Nelson	277	Butler National GC	Oak Brook, IL	72/7,097
1981	Ed Fiori	277/-11		Jim Colbert Greg Powers Jim Simons	281	Butler National GC	Oak Brook, IL	72/7,097
1980	Scott Simpson	281/-7		Andy Bean	286	Butler National GC	Oak Brook, IL	72/7,097
1979	Larry Nelson*	286		Ben Crenshaw	286	Butler National GC	Oak Brook, IL	72/7,097
1978	Andy Bean*	282		Bill Rogers	282	Butler National GC	Oak Brook, IL	72/7,097
1977	Tom Watson	283		Wally Armstrong Johnny Miller	284	Butler National GC	Oak Brook, IL	72/7,097
1976	Al Geiberger	288		Joe Porter	289	Butler National GC	Oak Brook, IL	71/7,002
1975	Hale Irwin	283		Bobby Cole	284	Butler National GC	Oak Brook, IL	71/7,002
1974	Tom Watson	287		J.C. Snead	289	Butler National GC	Oak Brook, IL	71/7,002
1973	Billy Casper	272		Tom Weiskopf Larry Hinson Hale Irwin	273	Midlothian CC	Midlothian, IL	71/6,654
1972	Jim Jamieson	271		Labron Harris	277	Sunset Ridge	Winnetka, IL	71/6,716
1971	Bruce Crampton	279		Bobby Nichols	281	Olympia Fields CC	Olympia Fields, IL	71/6,749
1970	Hugh Royer	273		Dale Douglass	274	Beverly CC	Chicago, IL	71/6,923
1969	Billy Casper	276		Rocky Thompson	280	Midlothian CC	Midlothian, IL	71/6,654
1968	Jack Nicklaus	273		Miller Barber	276	Olympia Fields CC	Olympia Fields, IL	71/6,749
1967	Jack Nicklaus	274		Doug Sanders	276	Beverly CC	Chicago, IL	71/6,923

Continued on next page

Year	Winner *-Playoff	Score	FedExCup Points	Runners Up	Score	Course	Location	Par Yardage
1966	Billy Casper	283		Gay Brewer	286	Medinah CC	Medinah, IL	71/7,014
1965	Billy Casper	270		Jack McGowan Chi Chi Rodriguez	272	Tam O'Shanter CC	Niles, IL	71/6,686
1964	Chi Chi Rodriguez	268		Arnold Palmer	269	Tam O'Shanter CC	Niles, IL	71/6,686
1963	Arnold Palmer*	280		Julius Boros Jack Nicklaus	280	Beverly CC	Chicago, IL	71/6,923
1962	Jacky Cupit	281		Billy Casper	283	Medinah CC	Medinah, IL	71/7,014
1961	Arnold Palmer	271		Sam Snead	273	Blyrhefield CC	Belmont, MI	71/6,730
1960	Stan Leonard*	278		Art Wall	278	Western G&CC	Redford, MI	72/6,808
1959	Mike Souchak	272		Arnold Palmer	273	Pittsburgh Field	Aspinwall, PA	71/6,586
1958	Doug Sanders	275		Dow Finsterwald	276	Red Run GC	Royal Oak, MI	72/6,801
1957	Doug Ford*	279		George Bayer Gene Littler Billy Maxwell	279	Plum Hollow GC	Detroit, MI	72/6,854
1956	Mike Fetchick*	284		Doug Ford Jay Hebert Don January	284	Presidio CC	San Francisco, CA	72/6,488
1955	Cary Middlecoff	272		Mike Souchak	274	Portland GC	Portland, OR	72/6,564
1954	Lloyd Mangrum*	277		Ted Kroll	277	Kenwood CC	Cincinnati, OH	72/6,950
1953	E. J. Harrison	278		Ed Furgol Fred Haas Lloyd Mangrum	282	Bellerive CC	St. Louis, MO	71/7,305
1952	Lloyd Mangrum	274		Bobby Locke	282	Westwood CC	St. Louis, MO	72/6,785
1951	Marty Furgol	270		Cary Middlecoff	271	Davenport CC	Davenport, IA	71/6,450
1950	Sam Snead	282		Jim Ferrier E. J. Harrison	283	Brentwood CC	Brentwood, CA	72/6,729
1949	Sam Snead	268		Cary Middlecoff	272	Keller GC	St. Paul, MN	72/6,542
1948	Ben Hogan*	281		Ed Oliver	281	Brookfield CC	Buffalo, NY	72/6,813
1947	Johnny Palmer	270		Bobby Locke Ed Oliver	271	Salt Lake City CC	Salt Lake City, UT	72/6,891
1946	Ben Hogan	271		Lloyd Mangrum	275	Sunset CC	St. Louis, MO	72/6,323
1942	Herman Barron	276		Henry Picard	278	Phoenix CC	Phoenix, AZ	71/6,726
1941	Ed Oliver	275		Ben Hogan Byron Nelson	278	Phoenix CC	Phoenix, AZ	71/6,726
1940	Jimmy Demaret*	293		Toney Penna	293	River Oaks CC	Houston, TX	72/6,868
1939	Byron Nelson	281		Lloyd Mangrum	282	Medinah CC	Medinah, IL	71/7,014
1938	Ralph Guldahl	279		Sam Snead	286	Westwood CC	St. Louis, MO	72/6,785
1937	Ralph Guldahl*	288		Horton Smith	288	Canterbury GC	Beechwood, OH	72/6,877
1936	Ralph Guldahl	274		Ray Mangrum	277	Davenport CC	Davenport, IA	71/6,458
1935	Johnny Revolta	290		Willie Goggin	294	South Bend CC	South Bend, IN	71/6,455
1934	Harry Cooper*	274		Ky Laffoon	274	CC of Peoria	Peoria, IL	70/6,068
1933	MacDonald Smith	282		Tommy Armour	288	Olympia Fields CC	Olympia Fields, IL	71/6,749
1932	Walter Hagen	287		Olin Dutra	288	Canterbury GC	Beechwood, OH	72/6,877
1931	Ed Dudley	280		Walter Hagen	284	Miami Valley GC	Dayton, OH	71/6,589
1930	Gene Sarazen	278		Al Espinosa	285	Indianwood G&CC	Lake Orion, MI	N/A
1929	Tommy Armour	273		Horton Smith	281	Ozaukee CC	Mequon, WI	70/6,553
1928	Abe Espinosa	291		Johnny Farrell	294	North Shore GC	Chicago, IL	72/7,024
1927	Walter Hagen	281		Al Espinosa Bill Mehlhorn	285	Olympia Fields CC	Olympia Fields, IL	71/6,749
1926	Walter Hagen	279		Harry Cooper Gene Sarazen	288	Highland G&CC	Indianapolis, IN	70/6,501
1925	MacDonald Smith	281		Leo Diegel Johnny Farrell Emmet French Walter Hagen Bill Mehlhorn	287	Youngstown CC	Youngstown, OH	71/6,597
1924	Bill Mehlhorn	293		Al Watrous	301	Calumet CC	Homewood, IL	72/7,116
1923	Jock Hutchison	281		Bobby Cruickshank Leo Diegel Walter Hagen Joe Kirkwood Sr.	287	Colonial CC	Memphis, TN	70/7,116
1922	Mike Brady	291		Laurie Ayton Jock Hutchison	301	Oakwood Hills CC	Birmingham, MI	72/7,052
1921	Walter Hagen	287		Jock Hutchison	292	Oakwood Club	Cleveland Heights, OH	71/6,709
1920	Jock Hutchison	296		James Barnes Clarence Hackney Harry Hampton	297	Olympia Fields	Olympia Hills, IL	71/6,749
1919	James Barnes	283		Leo Diegel	286	Mayfield CC	Cleveland, OH	72/6,609
1917	James Barnes	283		Walter Hagen	285	Westmoreland CC	Wilmette, IL	72/6,798
1916	Walter Hagen	286		Jock Hutchison	287	Blue Mound CC	Milwaukee, WI	N/A

Continued on next page

Year	Winner *_Playoff	Score	FedExCup Points	Runners Up	Score	Course	Location	Par Yardage
				George Sargent				



TOUR Championship by Coca-Cola



Winner: Bill Haas
 FedExCup Points: 2,500.00
 \$1,440,000.00
 68-67-69-68 272 (-8)

Atlanta, GA
September 22-25

FedExCup Points: 13,590

Purse: \$8,000,000

Course: East Lake GC | 35-35-70/ 7,319

Round 1	Round 2	Round 3
Keegan Bradley - 64 (-6)	Adam Scott - 132 (-8)	Aaron Baddeley - 201 (-9)
Luke Donald - 66 (-4)	K.J. Choi - 133 (-7)	Hunter Mahan - 201 (-9)
Jason Dufner - 66 (-4)	Jason Day - 134 (-6)	K.J. Choi - 203 (-7)
Chez Reavie - 66 (-4)	Luke Donald - 134 (-6)	Jason Day - 203 (-7)
Jason Day - 67 (-3)	Keegan Bradley - 135 (-5)	Luke Donald - 204 (-6)
Charles Howell III - 67 (-3)	Bill Haas - 135 (-5)	Bill Haas - 204 (-6)
Matt Kuchar - 67 (-3)	Hunter Mahan - 135 (-5)	
Hunter Mahan - 67 (-3)	Bubba Watson - 135 (-5)	
Adam Scott - 67 (-3)		
Bill Haas - 68 (-2)		

Cut: No cut. All 30 players completed 72 holes.

Weather: Thursday: Mostly cloudy with afternoon showers. The first round was suspended at 5:23 p.m. with four players remaining on the golf course due to lightning in the area. Play resumed at 5:55 p.m. High of 80. Winds SSE 5-10 mph. Friday: Mixture of sun and clouds. High of 80. Winds WNW 10-15 mph. Saturday: Mostly sunny with temperatures in the high 70s in the morning reaching the low 80s in the afternoon. Sunday: Mixture of sun and clouds. High of 85. Winds SSE 5-10 mph.

Tournament Record:

257 - Tiger Woods (2007)

Current Course Record:

60 - East Lake GC - Zach Johnson (2007)

In a winner-take-all playoff, **Bill Haas** parred the third playoff hole (par-3 18th) to defeat **Hunter Mahan** to win the 2011 TOUR Championship by Coca-Cola and the 2011 FedExCup. He joined past FedExCup winners **Jim Furyk** (2010), **Tiger Woods** (2007 and 2009) and **Vijay Singh** (2008). Haas, who won twice on the PGA TOUR in 2010, improved his record to 1-2 in playoffs, with all three coming in 2011 (Greenbrier Classic and Bob Hope Classic). In addition to the \$1,440,000 first-place check, he earned \$10 million for winning the FedExCup.

The top-five players on the 2011 FedExCup points list entering the week would have won the FedExCup with a win at East Lake. Here's a look at how they finished and their final FedExCup ranking: **Webb Simpson** (22nd, No. 2), **Dustin Johnson** (tied for 23rd, No. 4), **Justin Rose** (tied for 20th, No. 5), **Luke Donald** (tied for third, No. 3) and **Matt Kuchar** (tied for 20th, No. 6).

Bill Haas became just the third player to win the TOUR Championship in his first appearance in 2011, joining **Chad Campbell** (2003) and **Bart Bryant** (2005).

Bill Haas' 2011 win by the numbers: Fifth champion to win at East Lake with four rounds in the 60s (the only player to perform the feat in 2011), joining **Phil Mickelson** (2000), **Bart Bryant** (2005), **Adam Scott** (2006), **Tiger Woods** (2007)... Seventh winner in 20s at the TOUR Championship and first since **Camilo Villegas** in 2008. He also won in the ninth playoff at the TOUR Championship and first since Villegas defeated **Sergio Garcia** in 2009. Haas won in the longest playoff at the event (three holes) and became the first player in his 20s to win the FedExCup.

Hunter Mahan recorded the sixth runner-up finish of his career and second of the season (AT&T Pebble Beach National Pro-Am) at the 2011 TOUR Championship by Coca-Cola. The finish represented his ninth top 10 of the season—a career high.

Aaron Baddeley, playing in the TOUR Championship for the second time in his career, tied for third in his bid to become the sixth international winner in tournament history and second Australian winner (**Adam Scott** -2006).

Jason Day tied for sixth in his second start at the TOUR Championship by Coca-Cola (tied for 17th in 2010). At 23 years, 10 months, 13 days, he was

seeking to become the youngest winner in TOUR Championship history (**Tiger Woods** , 24 years, 10 months, 1 day, in 1999).

Luke Donald has finished one stroke out of a playoff two consecutive years at the TOUR Championship by Coca-Cola. He finished No. 3 in the FedExCup in two consecutive seasons (2010-11).

Of the 11 rookies who began the Playoffs, **Keegan Bradley** was the only one to advance to the TOUR Championship in 2011. Including Bradley, only four rookies have reached the TOUR Championship in the FedExCup era, with the previous three having been voted Rookie of the Year by their peers: **Marc Leishman** (2009), **Andres Romero** (2008) and **Brandt Snedeker** (2007).

FedExCup points-leader **Webb Simpson** carded a final-round, 3-over 73 to finish 22nd. As a result, he fell from No.1 in the FedExCup standings to No. 2. With the finish, Simpson failed in his attempt to be the only player in 2011 to record top-10 finishes in all four Playoff events: Barclays (tied for 10th), Deutsche Bank (won), BMW (fifth), TOUR Championship (22nd). **Luke Donald** tied for third at the TOUR Championship to join Simpson as the only player with three top 10s in the four Playoffs events in 2011.

Three players have made it to the TOUR Championship by Coca-Cola all five years of the FedExCup: **Hunter Mahan** , **Phil Mickelson** and **Steve Stricker**. Mickelson is the only player to finish inside the top 15 in the FedExCup standings in the first five seasons.

The playoff in 2011 was the 16th of the season, equaling the most in TOUR history (1988 and 1991).

In the 10 years the TOUR Championship has been played at East Lake Golf Club, no player has shot over par in the final round and gone on to win. The highest final round by a winner was even-par 70 by **Jim Furyk** in 2010 and **Hal Sutton** in 1998.

Phil Mickelson finished 10th in his 16th appearance at the TOUR Championship, one behind TOUR-leader **Vijay Singh's** 17. Singh tied for 16th.

In the 25-year history of the TOUR Championship, the third-round leader/co-leader has gone on to win the tournament 15 times, with **Jim Furyk** (2010) the

last to do so. The largest come-from-behind victory at the event was five strokes by **Camilo Villegas** in 2008. The 2011 champion **Bill Haas** entered the final round three strokes behind the leaders. **Adam Scott** (tied for sixth), **Phil Mickelson** (10th) and **Vijay Singh** (tied for 16th).

TOUR Championship by Coca-Cola past winners and their finishes in 2011:

Tournament Results

Pos	Player	Score				Total	FedExCup Points	Earnings
		Rnd1	Rnd2	Rnd3	Rnd4			
1	Bill Haas	68	67	69	68	272/-8	2,500.00	1,440,000.00
2	Hunter Mahan	67	68	66	71	272/-8	1,500.00	864,000.00
T3	K.J. Choi	68	65	70	70	273/-7	766.66	418,666.67
T3	Luke Donald	66	68	70	69	273/-7	766.66	418,666.67
T3	Aaron Baddeley	68	69	64	72	273/-7	766.66	418,666.66
T6	Jason Day	67	67	69	71	274/-6	458.33	272,000.00
T6	Charles Howell III	67	71	68	68	274/-6	458.33	272,000.00
T6	Adam Scott	67	65	74	68	274/-6	458.33	272,000.00
9	Bo Van Pelt	71	70	66	68	275/-5	400.00	240,000.00
10	Phil Mickelson	68	70	67	71	276/-4	375.00	227,200.00
T11	Keegan Bradley	64	71	72	70	277/-3	337.50	210,400.00
T11	Geoff Ogilvy	69	68	72	68	277/-3	337.50	210,400.00
T13	Jason Dufner	66	70	73	69	278/-2	292.50	190,400.00
T13	Gary Woodland	72	68	72	66	278/-2	292.50	190,400.00
15	Steve Stricker	68	70	69	72	279/-1	280.00	176,000.00
T16	Fredrik Jacobson	70	67	68	75	280/E	267.50	162,400.00
T16	Vijay Singh	74	67	70	69	280/E	267.50	162,400.00
T16	Brandt Snedeker	68	69	74	69	280/E	267.50	162,400.00
T16	David Toms	73	65	73	69	280/E	267.50	162,400.00
T20	Matt Kuchar	67	70	71	73	281/1	252.50	152,000.00
T20	Justin Rose	69	75	70	67	281/1	252.50	152,000.00
22	Webb Simpson	69	70	70	73	282/2	245.00	147,200.00
T23	Dustin Johnson	70	73	70	70	283/3	237.50	142,400.00
T23	Bubba Watson	71	64	79	69	283/3	237.50	142,400.00
25	John Senden	73	71	69	71	284/4	230.00	137,600.00
T26	Chez Reavie	66	77	68	74	285/5	220.00	132,800.00
T26	Nick Watney	72	67	72	74	285/5	220.00	132,800.00
T26	Mark Wilson	72	70	74	69	285/5	220.00	132,800.00
29	Y.E. Yang	72	70	75	72	289/9	210.00	129,600.00
30	Jonathan Byrd	70	74	73	75	292/12	205.00	128,000.00

Tournament History

Year	Winner *-Playoff	Score	FedExCup Points	Runners Up	Score	Course	Location	Par Yardage
TOUR Championship by Coca-Cola								
2011	Bill Haas*	272/- 8	2, 500.00	Hunter Mahan	272	East Lake GC	Atlanta, GA	70/7,319
THE TOUR Championship presented by Coca-Cola								
2010	Jim Furyk	272/- 8	2, 500.00	Luke Donald	273	East Lake GC	Atlanta, GA	70/7,319
2009	Phil Mickelson	271/- 9	2, 500.00	Tiger Woods	274	East Lake GC	Atlanta, GA	70/7,304
2008	Camilo Villegas*	273/- 7	12, 500	Sergio Garcia	273	East Lake GC	Atlanta, GA	70/7,304
2007	Tiger Woods	257/-23	10, 300	Mark Calcavecchia Zach Johnson	265	East Lake GC	Atlanta, GA	70/7,154
2006	Adam Scott	269/-11		Jim Furyk	272	East Lake GC	Atlanta, GA	70/7,154
2005	Bart Bryant	263/-17		Tiger Woods	269	East Lake GC	Atlanta, GA	70/7,154
2004	Retief Goosen	269/-11		Tiger Woods	273	East Lake GC	Atlanta, GA	70/7,137
2003	Chad Campbell	268/-16		Charles Howell III	271	Champions GC	Houston, TX	71/7,301
2002	Vijay Singh	268/-12		Charles Howell III	270	East Lake GC	Atlanta, GA	70/7,029
THE TOUR Championship								
2001	Mike Weir*	270/-14		Ernie Els Sergio Garcia David Toms	270	Champions GC	Houston, TX	71/7,220
2000	Phil Mickelson	267/-13		Tiger Woods	269	East Lake GC	Atlanta, GA	70/6,980
1999	Tiger Woods	269/-15		Davis Love III	273	Champions GC	Houston, TX	71/7,220
1998	Hal Sutton*	274/- 6		Vijay Singh	274	East Lake GC	Atlanta, GA	70/6,980
1997	David Duval	273/-11		Jim Furyk	274	Champions GC	Houston, TX	71/7,220
1996	Tom Lehman	268/-12		Brad Faxon	274	Southern Hills CC	Tulsa, OK	70/6,834

Continued on next page

Year	Winner *-Playoff	Score	FedExCup Points	Runners Up	Score	Course	Location	Par Yardage
1995	Billy Mayfair	280/ E		Steve Elkington Corey Pavin	283	Southern Hills CC	Tulsa, OK	70/6,834
1994	Mark McCumber*	274/-10		Fuzzy Zoeller	274	The Olympic Club	San Francisco, CA	71/6,812
1993	Jim Gallagher, Jr.	277/- 7		David Frost John Huston Greg Norman Scott Simpson	278	The Olympic Club	San Francisco, CA	71/6,812
1992	Paul Azinger	276/- 8		Lee Janzen Corey Pavin	279	Pinehurst No. 2	Pinehurst, NC	71/7,020
1991	Craig Stadler*	279/- 5		Russ Cochran	279	Pinehurst No. 2	Pinehurst, NC	71/7,005
Nabisco Championship								
1990	Jodie Mudd*	273/-11		Billy Mayfair	273	Champions GC	Houston, TX	71/7,187
1989	Tom Kite*	276/- 8		Payne Stewart	276	Harbour Town GL	Hilton Head, SC	71/6,657
1988	Curtis Strange*	279/- 9		Tom Kite	279	Pebble Beach GL	Pebble Beach, CA	72/6,799
1987	Tom Watson	268/-12		Chip Beck	270	Oak Hills CC	San Antonio, TX	70/6,576



Justin Timberlake Shriners Hospitals for Children Open



Winner: Kevin Na
 \$792,000.00
 67-63-66-65 261 (-23)

Las Vegas, NV
 September 29-October 02

Purse: \$4,400,000

Course: TPC Summerlin | 35-36-71/ 7,243

Round 1	Round 2	Round 3
William McGirt - 63 (-8)	Kevin Na - 130 (-12)	Kevin Na - 196 (-17)
Jhonattan Vegas - 63 (-8)	Jhonattan Vegas - 130 (-12)	Nick Watney - 196 (-17)
Nathan Green - 64 (-7)	Charlie Wi - 130 (-12)	Kris Blanks - 197 (-16)
Charlie Wi - 64 (-7)	Kris Blanks - 131 (-11)	Robert Garrigus - 197 (-16)
Blake Adams - 65 (-6)	Tim Herron - 131 (-11)	Tommy Gainey - 198 (-15)
Alex Cejka - 65 (-6)	Brendan Steele - 131 (-11)	Paul Goydos - 198 (-15)
Steve Flesch - 65 (-6)		Tim Herron - 198 (-15)
Harrison Frazer - 65 (-6)		
Tim Herron - 65 (-6)		
Matt Jones - 65 (-6)		
Derek Lamely - 65 (-6)		
Rod Pampling - 65 (-6)		
Vaughn Taylor - 65 (-6)		
Nick Watney - 65 (-6)		
Garrett Willis - 65 (-6)		
Kevin Na - 67 (-4)		

Cut: 80 players at 4-under 138 from a field of 132 professionals. A second cut was made following the third round to 74 players at 4-under 209.

Weather: Thursday: Mostly sunny and warm. High of 97. Winds light and variable. Friday: Partly cloudy with intermittent afternoon showers. High of 95. Winds SSE at 8-15 mph. Play was suspended due to a dangerous weather situation at 5:03 p.m. PDT, with 29 players still on the course. Play resumed at 5:43 p.m. for a total delay of 40 minutes. Saturday: Partly cloudy. High of 92. Winds SE at 6-12 mph. Sunday: Partly cloudy. High of 91. Winds SE at 6-12 mph.

Tournament Record:

261 - Kevin Na (2011)

Current Course Record:

61 - TPC Summerlin - Hunter Haas (2011), Tag Ridings (2004), Davis Love III (2001)

Tournament Course Record:

59 - Chip Beck (1991) - Sunrise GC

Las Vegas resident **Kevin Na** posted four rounds in the 60s, setting the tournament record with a 23-under-par total of 261 to capture the 2011 Justin Timberlake Shriners Hospitals for Children Open title. Na edged **Nick Watney** by two strokes. The previous record was 263 by **Jonathan Byrd**, **Martin Laird** and **Cameron Percy** in 2010 and **Marc Turnesa** in 2008.

Kevin Na led the field in Strokes Gained-Putting, at 2.61 strokes per round. Na was the sixth TOUR winner to lead the category since it was officially introduced at the Wells Fargo Championship in May. The others: **Lucas Glover** (Wells Fargo Championship), **Fredrik Jacobson** (Travelers Championship), **Nick Watney** (AT&T National), **Webb Simpson** (Wyndham Championship) and **Bill Haas** (TOUR Championship by Coca-Cola).

Entering the 2011 Justin Timberlake Shriners Hospitals for Children Open, **Kevin Na** (\$10,254,294) trailed **Briny Baird** (\$11,905,122) and **Brett Quigley** (\$11,016,575) for most career money earned without a PGA TOUR victory.

Kevin Na is the 12th consecutive champion to record each round in the 60s at the Justin Timberlake Shriners Hospitals for Children Open.

Defending champion **Jonathan Byrd** tied for 40th in his attempt to repeat his 2010 Justin Timberlake Shriners Hospitals for Children Open title. **Jim Furyk** (1998-99) is the only repeat winner of the Justin Timberlake Shriners Hospitals for Children Open.

Tournament Results

Pos	Player	Score					Earnings
		Rnd1	Rnd2	Rnd3	Rnd4	Total	
1	Kevin Na	67	63	66	65	261/-23	792,000.00
2	Nick Watney	65	67	64	67	263/-21	475,200.00
T3	Tommy Gainey	67	67	64	68	266/-18	255,200.00
T3	Paul Goydos	66	66	66	68	266/-18	255,200.00
T5	David Hearn	69	67	66	65	267/-17	149,160.00
T5	Tim Herron	65	66	67	69	267/-17	149,160.00

Continued on next page

Pos	Player	Score				Total	Earnings
		Rnd1	Rnd2	Rnd3	Rnd4		
T5	Spencer Levin	68	67	64	68	267/-17	149,160.00
T5	Carl Pettersson	66	67	66	68	267/-17	149,160.00
T5	Jhonattan Vegas	63	67	69	68	267/-17	149,160.00
T10	Ben Crane	67	67	68	66	268/-16	97,533.34
T10	Scott Piercy	67	65	70	66	268/-16	97,533.34
T10	Kris Blanks	66	65	66	71	268/-16	97,533.33
T10	Hunter Haas	71	61	72	64	268/-16	97,533.33
T10	Bryce Molder	68	66	67	67	268/-16	97,533.33
T10	Kyle Stanley	69	64	69	66	268/-16	97,533.33
T16	Billy Horschel	66	66	70	67	269/-15	61,725.72
T16	Kevin Streelman	66	66	69	68	269/-15	61,725.72
T16	Charlie Wi	64	66	72	67	269/-15	61,725.72
T16	Robert Garrigus	66	68	63	72	269/-15	61,725.71
T16	William McGirt	63	69	68	69	269/-15	61,725.71
T16	Brendan Steele	66	65	69	69	269/-15	61,725.71
T16	Roland Thatcher	68	68	63	70	269/-15	61,725.71
T23	Stephen Ames	71	67	65	67	270/-14	38,060.00
T23	Steven Bowditch	67	69	66	68	270/-14	38,060.00
T23	Chad Campbell	71	67	66	66	270/-14	38,060.00
T23	David Duval	66	71	64	69	270/-14	38,060.00
T23	Nick O'Hern	71	67	63	69	270/-14	38,060.00
T23	Kevin Stadler	68	70	65	67	270/-14	38,060.00
T29	Kevin Kisner	70	66	67	68	271/-13	28,600.00
T29	Bill Lunde	70	66	66	69	271/-13	28,600.00
T29	Billy Mayfair	67	70	68	66	271/-13	28,600.00
T29	Alex Prugh	67	68	67	69	271/-13	28,600.00
T29	Boo Weekley	67	65	71	68	271/-13	28,600.00
T34	Woody Austin	68	69	66	69	272/-12	22,220.00
T34	Harrison Frazar	65	69	67	71	272/-12	22,220.00
T34	Nathan Green	64	72	67	69	272/-12	22,220.00
T34	Trevor Immelman	67	67	69	69	272/-12	22,220.00
T34	Rod Pampling	65	70	66	71	272/-12	22,220.00
T34	Garrett Willis	65	68	68	71	272/-12	22,220.00
T40	Jonathan Byrd	71	66	67	69	273/-11	15,419.56
T40	Bob Estes	66	70	68	69	273/-11	15,419.56
T40	Brian Gay	67	67	69	70	273/-11	15,419.56
T40	Martin Laird	70	66	66	71	273/-11	15,419.56
T40	Tag Ridings	69	68	67	69	273/-11	15,419.56
T40	Briny Baird	68	69	69	67	273/-11	15,419.55
T40	Kevin Chappell	69	67	70	67	273/-11	15,419.55
T40	Bobby Gates	68	67	67	71	273/-11	15,419.55
T40	Charley Hoffman	71	66	70	66	273/-11	15,419.55
T49	Jason Bohn	70	66	67	71	274/-10	11,117.34
T49	Steve Flesch	65	70	71	68	274/-10	11,117.33
T49	Joe Ogilvie	68	66	67	73	274/-10	11,117.33
T52	Michael Bradley	69	66	69	71	275/-9	10,260.80
T52	Greg Chalmers	68	68	69	70	275/-9	10,260.80
T52	Ben Curtis	69	68	70	68	275/-9	10,260.80
T52	Cameron Percy	68	69	72	66	275/-9	10,260.80
T52	Tim Petrovic	67	70	70	68	275/-9	10,260.80
T57	Blake Adams	65	70	69	72	276/-8	9,724.00
T57	Joseph Bramlett	70	66	70	70	276/-8	9,724.00
T57	Steve Elkington	67	69	72	68	276/-8	9,724.00
T57	Derek Lamely	65	71	68	72	276/-8	9,724.00
T57	Rocco Mediate	67	71	68	70	276/-8	9,724.00
T57	Josh Teater	71	64	70	71	276/-8	9,724.00
63	Aron Price	68	70	69	70	277/-7	9,416.00
T64	Arjun Atwal	66	70	69	73	278/-6	9,196.00
T64	Ricky Barnes	70	68	70	70	278/-6	9,196.00
T64	John Merrick	67	71	71	69	278/-6	9,196.00
T64	Vaughn Taylor	65	69	68	76	278/-6	9,196.00
T68	D.J. Brigman	67	66	72	74	279/-5	8,888.00
T68	Scott McCarron	71	65	70	73	279/-5	8,888.00
T68	Will Strickler	66	70	73	70	279/-5	8,888.00
T71	Nate Smith	67	68	74	72	281/-3	8,668.00
T71	Paul Stankowski	67	71	71	72	281/-3	8,668.00
T73	Cameron Beckman	72	64	73	73	282/-2	8,492.00
T73	Cameron Tringale	66	71	72	73	282/-2	8,492.00
75	Michael Thompson	68	70	72		210/-3	8,360.00
T76	Justin Hicks	71	67	73		211/-2	8,228.00
T76	George McNeill	69	69	73		211/-2	8,228.00

Continued on next page

Pos	Player	Score				Total	Earnings
		Rnd1	Rnd2	Rnd3	Rnd4		
T78	J.P. Hayes	69	68	75		212/-1	8,052.00
T78	Duffy Waldorf	69	68	75		212/-1	8,052.00
80	Fran Quinn	71	67	76		214/1	7,920.00

The following players failed to complete the tournament: **CUT** – Alex Cejka, Chris DiMarco, Scott Gordon, Kent Jones, Bio Kim, Drew Kittleson, Colt Knost, Jarrod Lyle, Ben Martin, Jeff Overton, Chris Riley, Heath Slocum, Michael Connell, Brendon de Jonge, Fabian Gomez, Andres Gonzales, Ryuji Imada, Lee Janzen, Richard S Johnson, Matt Jones, John Mallinger, David Mathis, Shaun Micheel, Alexandre Rocha, Scott Stallings, D.J. Trahan, Scott Gutschewski, Martin Piller, Jeff Quinney, Chez Reavie, Jim Renner, Daniel Summerhays, Shane Bertsch, Tom Gillis, Troy Matteson, Troy Merritt, Zack Miller, Matt Bettencourt, Ryan Moore, Tom Pernice Jr., Michael Sim, James Driscoll, John Riegger, Jim Herman, Matt McQuillan, Carl Paulson, Preston Otte, Anthony Rodriguez, Marty Jertson, Joe Durant, Jeff Maggert, Chris Baryla ;

Tournament History

Year	Winner *-Playoff	Score	Runners Up	Score	Course	Location	Par Yardage
Justin Timberlake Shriners Hospitals for Children Open							
2011	Kevin Na	261/-23	Nick Watney	263	TPC Summerlin	Las Vegas, NV	71/7,243
2010	Jonathan Byrd*	263/-21	Martin Laird Cameron Percy	263	TPC Summerlin	Las Vegas, NV	71/7,224
2009	Martin Laird*	265/-19	Chad Campbell George McNeill	265	TPC Summerlin	Las Vegas, NV	71/7,223
2008	Marc Turnesa	263/-25	Matt Kuchar	264	TPC Summerlin	Las Vegas, NV	72/7,243
Frys.com Open benefiting Shriners Hospitals for Children							
2007	George McNeill	264/-23	D.J. Trahan	268	TPC Summerlin TPC Canyons	Las Vegas, NV Las Vegas, NV	72/7,243 71/7,063
Frys.com Open							
2006	Troy Matteson	265/-22	Daniel Chopra Ben Crane	266	TPC Summerlin TPC Canyons	Las Vegas, NV Las Vegas, NV	72/7,243 71/7,063
Michelin Championship at Las Vegas							
2005	Wes Short, Jr.*	266/-21	Jim Furyk	266	TPC Summerlin TPC Canyons	Las Vegas, NV Las Vegas, NV	72/7,243 71/7,063
2004	Andre Stolz	266/-21	Harrison Frazar Tom Lehman Tag Ridings	267	TPC Summerlin TPC Canyons Bear's Best	Las Vegas, NV Las Vegas, NV Las Vegas, NV	72/7,243 71/7,063 72/7,219
Las Vegas Invitational							
2003	Stuart Appleby*	328/-31	Scott McCarron	328	TPC Summerlin TPC Canyons Southern Highlands GC	Las Vegas, NV Las Vegas, NV Las Vegas, NV	72/7,243 71/7,063 72/7,465
Invensys Classic at Las Vegas							
2002	Phil Taturangi	330/-29	Stuart Appleby Jeff Sluman	331	TPC Summerlin TPC Canyons Southern Highlands GC	Las Vegas, NV Las Vegas, NV Las Vegas, NV	72/7,243 71/7,019 72/7,247
2001	Bob Estes	329/-30	Tom Lehman Rory Sabbatini	330	TPC Summerlin TPC Canyons Southern Highlands GC	Las Vegas, NV Las Vegas, NV Las Vegas, NV	72/7,243 71/7,019 72/7,247
2000	Billy Andrade	332/-28	Phil Mickelson	333	TPC Summerlin Desert Inn CC Southern Highlands GC	Las Vegas, NV Las Vegas, NV Las Vegas, NV	72/7,243 72/7,193 72/7,247
Las Vegas Invitational							
1999	Jim Furyk	331/-29	Jonathan Kaye	332	TPC Summerlin Desert Inn CC Las Vegas CC	Las Vegas, NV Las Vegas, NV Las Vegas, NV	72/7,243 72/7,193 72/7,036
1998	Jim Furyk	335/-25	Mark Calcavecchia	336	TPC Summerlin Desert Inn CC Las Vegas Hilton CC	Las Vegas, NV Las Vegas, NV Las Vegas, NV	72/7,243 72/7,200 72/7,164
1997	Bill Glasson	340/-20	David Edwards Billy Mayfair	341	TPC Summerlin Desert Inn CC Las Vegas Hilton CC	Las Vegas, NV Las Vegas, NV Las Vegas, NV	72/7,243 72/7,200 72/7,164
1996	Tiger Woods*	332/-27	Davis Love III	332	TPC Summerlin Desert Inn CC Las Vegas Hilton CC	Las Vegas, NV Las Vegas, NV Las Vegas, NV	72/7,243 72/7,095 71/6,815
1995	Jim Furyk	331/-28	Billy Mayfair	332	TPC Summerlin Las Vegas CC Las Vegas Hilton CC	Las Vegas, NV Las Vegas, NV Las Vegas, NV	72/7,243 72/7,164 71/6,418
1994	Bruce Lietzke	332/-27	Robert Gamez	333	Las Vegas CC TPC Summerlin Las Vegas Hilton CC	Las Vegas, NV Las Vegas, NV Las Vegas, NV	72/7,164 72/7,243 71/6,418

Continued on next page

Year	Winner *-Playoff	Score	Runners Up	Score	Course	Location	Par Yardage
1993	Davis Love III	331/-29	Craig Stadler	339	Las Vegas CC TPC Summerlin Desert Inn CC	Las Vegas, NV Las Vegas, NV Las Vegas, NV	72/7,164 72/7,243 72/7,111
1992	John Cook	334/-26	David Frost	336	Las Vegas CC TPC Summerlin Desert Inn CC	Las Vegas, NV Las Vegas, NV Las Vegas, NV	72/7,168 72/7,243 72/7,011
1991	Andrew Magee*	329/-31	D.A. Weibring	329	Las Vegas CC Desert Inn CC Sunrise GC	Las Vegas, NV Las Vegas, NV Las Vegas, NV	72/7,169 72/7,111 72/6,914
1990	Bob Tway*	334/-26	John Cook	334	Las Vegas CC Spanish Trail G&CC Desert Inn CC	Las Vegas, NV Las Vegas, NV Las Vegas, NV	72/7,169 72/7,107 72/7,111
1989	Scott Hoch*	336/-24	Robert Wrenn	336	Las Vegas CC Spanish Trail G&CC Desert Inn CC	Las Vegas, NV Las Vegas, NV Las Vegas, NV	72/7,162 72/7,098 72/7,102
Panasonic Las Vegas Invitational							
1988	Gary Koch	274/-14	Peter Jacobsen Mark O'Meara	275	Las Vegas CC Spanish Trail G&CC Desert Inn CC	Las Vegas, NV Las Vegas, NV Las Vegas, NV	72/7,162 72/7,098 72/7,111
1987	Paul Azinger	271/-17	Hal Sutton	272	Las Vegas CC Spanish Trail G&CC Desert Inn CC	Las Vegas, NV Las Vegas, NV Las Vegas, NV	72/7,164 72/7,088 72/7,111
1986	Greg Norman	333/-27	Dan Pohl	340	Las Vegas CC Spanish Trail G&CC Desert Inn CC	Las Vegas, NV Las Vegas, NV Las Vegas, NV	72/7,164 72/7,088 72/7,111
1985	Curtis Strange	338/-21	Mike Smith	339	Las Vegas CC Desert Inn CC Tropicana CC	Las Vegas, NV Las Vegas, NV Las Vegas, NV	71/7,164 72/7,111 70/6,481
1984	Denis Watson	341/-18	Andy Bean	342	Las Vegas CC Desert Inn CC Showboat CC Tropicana CC	Las Vegas, NV Las Vegas, NV Las Vegas, NV Las Vegas, NV	71/7,164 72/7,111 72/7,045 70/6,481
Panasonic Las Vegas Pro Celebrity Classic							
1983	Fuzzy Zoeller	340/-20	Rex Caldwell	344	Las Vegas CC Dunes CC Desert Inn CC Showboat CC	Las Vegas, NV Las Vegas, NV Las Vegas, NV Las Vegas, NV	71/7,164 72/7,240 72/7,111 72/7,045



Winner: Bryce Molder
\$900,000.00
71-67-65-64 267 (-17)

San Martin, CA
October 06-09

Purse: \$5,000,000

Course: CordeValle Golf Club | 35-36-71/ 7,368

Round 1	Round 2	Round 3
Briny Baird - 67 (-4)	Paul Casey - 134 (-8)	Briny Baird - 200 (-13)
Matt Bettencourt - 67 (-4)	Bud Cauley - 135 (-7)	Paul Casey - 202 (-11)
Brendan Steele - 67 (-4)	Ernie Els - 135 (-7)	Ernie Els - 202 (-11)
Garrett Willis - 67 (-4)	Briny Baird - 136 (-6)	Bud Cauley - 203 (-10)
Chris Baryla - 68 (-3)	Nathan Green - 136 (-6)	Adam Hadwin - 203 (-10)
Steven Bowditch - 68 (-3)	Troy Matteson - 136 (-6)	Bryce Molder - 203 (-10)
Matt Jones - 68 (-3)	Garrett Willis - 136 (-6)	Charlie Wi - 203 (-10)
Troy Matteson - 68 (-3)	Bryce Molder - 138 (-4)	
Rod Pampling - 68 (-3)		
Aron Price - 68 (-3)		
Bryce Molder - 71 (E)		

Cut: The 36-hole cut came at 1-over 143 with 79 professionals and one amateur advancing to the weekend. With more than 78 professionals making the 36-hole cut, a second cut was made following the third round to 71 players at even-par 213.

Weather: Thursday: Mostly cloudy and cool with intermittent showers. High of 64 degrees. Winds NW 6-12 mph. Friday: The start of the second round was delayed two hours, 20 minutes due to fog. Morning fog gave way to clear skies with temperatures reaching the low 70s. High of 72. Winds 6-12 mph. Play was suspended due to darkness at 6:34 p.m. PT with 54 players still on the course. Saturday: Mostly sunny skies with temperatures warming throughout the day reaching the middle 70s. High of 76. Winds variable in the morning, 5-10 mph, changing in the afternoon to W 6-12 mph. Sunday: Morning fog and clouds gave way to mostly sunny skies in the afternoon with temperatures reaching the high 70s. High of 78 degrees. Winds W 6-12 mph.

Tournament Record:

262 - Rickie Fowler (2009), Jamie Lovemark (2009), Troy Matteson (2009), Cameron Beckman (2008), Kevin Sutherland (2008)

Current Course Record:

62 - CordeValle Golf Club - Will MacKenzie (2011), Jim Renner (2011)

Tournament Course Record:

- 61 - Kevin Stadler (2008) - Grayhawk Golf Club - Raptor
- 61 - Mike Weir (2009) - Grayhawk Golf Club - Raptor
- 61 - Mark Hensby (2007) - Grayhawk Golf Club - Raptor
- 61 - Troy Matteson (2009) - Grayhawk Golf Club - Raptor

The 2011 playoff between **Bryce Molder** and **Briny Baird** was the first PGA TOUR playoff for both players, and was the third in the five-year history of the Frys.com Open. **Cameron Beckman** defeated **Kevin Sutherland** in 2008 and **Troy Matteson** defeated Rickie Fowler and **Jamie Lovemark** in 2009.

The playoff between **Bryce Molder** and **Briny Baird** was the 17th on the PGA TOUR in 2011, the most in a single season in PGA TOUR history. There were 16 playoffs in both 1988 and 1991.

The six-hole playoff at the Frys.com Open was the longest overtime on the PGA TOUR in 2011. The RBC Heritage, FedEx St. Jude Classic and the TOUR Championship by Coca-Cola were all decided on the third playoff hole.

At the 2011 Frys.com Open, **Bryce Molder** earned his first PGA TOUR victory in his 132nd start on the PGA TOUR at the age of 32 years, 8 months and 13 days. He became the 14th first time winner on TOUR in 2011 and the fifth to do so in a playoff, joining **Jhonattan Vegas** (Bob Hope Classic), **Keegan Bradley** (HP Byron Nelson Championship), **Harrison Frazar** (FedEx St. Jude Classic) and **Scott Stallings** (The Greenbrier Classic).

Bryce Molder equaled the CordeValle Golf Club course record with a bogey-free 64 in the final round of the 2011 Frys.com Open, also equaling the lowest finish by a winner on TOUR. **Brandt Snedeker** also carded a 6-under 64 in the final round of the RBC Heritage.

With his playoff loss at the 2011 Frys.com Open, **Briny Baird** claimed his fifth runner-up finish on the PGA TOUR, with the last one coming at the 2009 RBC Heritage.

Ernie Els produced his first top 10 of the 2011 season in his 21st start with a T4 at the Frys.com Open. The T4 became Els' best finish since a solo 3rd at the 2010 U.S. Open. He has posted at least one top 10 in every season on the PGA TOUR dating back to 1993.

George McNeill carded a course record, 7-under 28 on the front nine in round two of the 2011 Frys.com Open. The previous front-nine record was a 6-under 29, posted last year by **Rocco Mediate** en route to his victory at CordeValle Golf Club.

Tournament Results

Pos	Player	Score				Total	Earnings
		Rnd1	Rnd2	Rnd3	Rnd4		
1	Bryce Molder	71	67	65	64	267/-17	900,000.00

Continued on next page

Pos	Player	Score				Total	Earnings
		Rnd1	Rnd2	Rnd3	Rnd4		
2	Briny Baird	67	69	64	67	267/-17	540,000.00
3	Bud Cauley	69	66	68	66	269/-15	340,000.00
T4	Shane Bertsch	70	68	68	64	270/-14	220,000.00
T4	Ernie Els	69	66	67	68	270/-14	220,000.00
6	John Rollins	69	70	65	67	271/-13	180,000.00
T7	Paul Casey	70	64	68	71	273/-11	130,312.50
T7	Adam Hadwin	71	68	64	70	273/-11	130,312.50
T7	David Hearn	71	68	69	65	273/-11	130,312.50
T7	Billy Horschel	72	68	68	65	273/-11	130,312.50
T7	Spencer Levin	71	67	69	66	273/-11	130,312.50
T7	Matt McQuillan	70	68	68	67	273/-11	130,312.50
T7	Brendan Steele	67	71	68	67	273/-11	130,312.50
T7	Josh Teater	71	68	66	68	273/-11	130,312.50
T15	Sunghoon Kang	70	68	69	67	274/-10	77,500.00
T15	Will MacKenzie	73	70	62	69	274/-10	77,500.00
T15	David Mathis	73	67	66	68	274/-10	77,500.00
T15	Kevin Na	69	72	65	68	274/-10	77,500.00
T15	Chris Stroud	71	66	68	69	274/-10	77,500.00
T15	Garrett Willis	67	69	70	68	274/-10	77,500.00
T21	Trevor Immelman	70	69	70	66	275/-9	56,000.00
T21	Derek Lamely	72	70	66	67	275/-9	56,000.00
T21	Paul Stankowski	71	68	70	66	275/-9	56,000.00
T24	Arjun Atwal	71	70	68	67	276/-8	40,500.00
T24	Bobby Gates	72	70	69	65	276/-8	40,500.00
T24	Rod Pampling	68	69	71	68	276/-8	40,500.00
T24	Cameron Percy	71	69	67	69	276/-8	40,500.00
T24	Jim Renner	75	68	62	71	276/-8	40,500.00
T24	Charlie Wi	72	67	64	73	276/-8	40,500.00
T30	Nathan Green	72	64	70	71	277/-7	30,375.00
T30	John Merrick	71	70	67	69	277/-7	30,375.00
T30	Nate Smith	72	65	70	70	277/-7	30,375.00
T30	Vaughn Taylor	73	70	66	68	277/-7	30,375.00
T30	Roland Thatcher	69	70	67	71	277/-7	30,375.00
T30	Tiger Woods	73	68	68	68	277/-7	30,375.00
T36	Billy Mayfair	71	66	72	69	278/-6	23,041.67
T36	William McGirt	70	71	68	69	278/-6	23,041.67
T36	Tom Pernice Jr.	74	69	66	69	278/-6	23,041.67
T36	Tim Petrovic	72	70	66	70	278/-6	23,041.67
T36	Marc Leishman	72	66	72	68	278/-6	23,041.66
T36	Michael Thompson	70	72	68	68	278/-6	23,041.66
T42	Woody Austin	71	71	66	71	279/-5	16,087.50
T42	Ricky Barnes	72	68	70	69	279/-5	16,087.50
T42	Hunter Haas	69	71	71	68	279/-5	16,087.50
T42	Lee Janzen	70	71	67	71	279/-5	16,087.50
T42	Brandt Jobe	69	72	65	73	279/-5	16,087.50
T42	Erick Justesen	71	67	70	71	279/-5	16,087.50
T42	Troy Matteson	68	68	73	70	279/-5	16,087.50
T42	Heath Slocum	72	69	70	68	279/-5	16,087.50
T50	Angel Cabrera	74	65	69	72	280/-4	12,175.00
T50	Chad Campbell	69	70	69	72	280/-4	12,175.00
T50	Greg Chalmers	69	73	68	70	280/-4	12,175.00
T50	Frank Lickliter II	73	70	66	71	280/-4	12,175.00
T54	Steven Bowditch	68	70	73	70	281/-3	11,350.00
T54	Richard S Johnson	74	69	67	71	281/-3	11,350.00
T54	Matt Jones	68	72	68	73	281/-3	11,350.00
T54	Colt Knost	76	67	67	71	281/-3	11,350.00
T54	Ben Martin	72	71	70	68	281/-3	11,350.00
T54	Chris Riley	71	68	71	71	281/-3	11,350.00
T60	Blake Adams	74	69	68	71	282/-2	10,800.00
T60	Steve Elkington	74	69	69	70	282/-2	10,800.00
T60	Justin Leonard	70	72	71	69	282/-2	10,800.00
T60	Louis Oosthuizen	71	70	71	70	282/-2	10,800.00
T60	Martin Piller	72	71	69	70	282/-2	10,800.00
65	Steve Flesch	73	69	71	70	283/-1	10,500.00
66	Michael Connell	73	68	69	74	284/E	10,400.00
T67	Scott Gutschewski	70	71	71	73	285/1	10,200.00
T67	Rocco Mediate	71	71	70	73	285/1	10,200.00
T67	Scott Piercy	69	73	70	73	285/1	10,200.00
T67	Patrick Cantlay - a	69	74	70	72	285/1	10,200.00
71	Fabian Gomez	72	70	71	73	286/2	10,000.00
T72	James Driscoll	72	68	74		214/1	9,800.00

Continued on next page

Pos	Player	Score				Total	Earnings
		Rnd1	Rnd2	Rnd3	Rnd4		
T72	Andres Gonzales	69	72	73		214/1	9,800.00
T72	Paul Goydos	72	68	74		214/1	9,800.00
T75	Matt Bettencourt	67	74	74		215/2	9,450.00
T75	George McNeill	75	66	74		215/2	9,450.00
T75	Aron Price	68	71	76		215/2	9,450.00
T75	Patrick Reed	73	70	72		215/2	9,450.00
79	Cameron Tringale	72	71	75		218/5	9,200.00
80	Chris DiMarco	74	68	77		219/6	9,100.00

The following players failed to complete the tournament: **CUT** – Cameron Beckman, David Duval, Tommy Gainey, Todd Hamilton, Troy Merritt, Shaun Micheel, Nick O'Hern, Jeff Quinney, Kevin Tway, Boo Weekley, Kevin Chappell, Ben Curtis, Scott Gordon, Jim Herman, Ryuji Imada, Kent Jones, Kevin Kisner, Bill Lunde, Jeff Maggert, Pat Perez, Fran Quinn, Kevin Stadler, Will Strickler, D.J. Trahan, Chris Baryla, Joseph Bramlett, D.J. Brigman, Tim Herron, Justin Hicks, Jarrod Lyle, Alexandre Rocha, Ben Crane, Erik Flores, Mitch Lowe, Joe Ogilvie, Rory Sabbatini, Bob Estes, Zack Miller, Alex Prugh, Chris Tidland, John Ellis, Bio Kim, Joe Durant, Matt Marshall, Tag Ridings, Daniel Summerhays, Stephen Ames, Scott McCarron, Kirk Triplett, Todd Fischer ; **W/D** – Rich Beem, Michael Letzig ;

Tournament History

Year	Winner *-Playoff	Score	Runners Up	Score	Course	Location	Par Yardage
Frys.com Open							
2011	Bryce Molder*	267/-17	Briny Baird	267	CordeValle Golf Club	San Martin, CA	71/7,368
2010	Rocco Mediate	269/-15	Alex Prugh Bo Van Pelt	270	CordeValle Golf Club	San Martin, CA	71/7,368
2009	Troy Matteson*	262/-18	Rickie Fowler Jamie Lovemark	262	Grayhawk Golf Club - Raptor	Scottsdale, AZ	70/7,125
2008	Cameron Beckman*	262/-18	Kevin Sutherland	262	Grayhawk Golf Club - Raptor	Scottsdale, AZ	70/7,125
Fry's Electronics Open							
2007	Mike Weir	266/-14	Mark Hensby	267	Grayhawk Golf Club - Raptor	Scottsdale, AZ	70/7,125

The McGladrey Classic



Winner: Ben Crane
\$720,000.00
65-70-67-63 265 (-15)

Sea Island, GA
October 13-16

Purse: \$4,000,000

Course: Seaside Course | 35-35-70/ 7,005

Round 1	Round 2	Round 3
Zack Miller - 63 (-7)	Billy Horschel - 128 (-12)	Michael Thompson - 197 (-13)
Webb Simpson - 63 (-7)	Webb Simpson - 130 (-10)	Billy Horschel - 198 (-12)
Billy Horschel - 64 (-6)	Michael Thompson - 130 (-10)	Trevor Immelman - 199 (-11)
Scott McCarron - 64 (-6)	Nick O'Hern - 132 (-8)	Webb Simpson - 199 (-11)
Martin Piller - 64 (-6)	Louis Oosthuizen - 132 (-8)	Kris Blanks - 201 (-9)
Ben Crane - 65 (-5)	Ben Crane - 135 (-5)	Nick O'Hern - 201 (-9)
		Louis Oosthuizen - 201 (-9)
		Jeff Overton - 201 (-9)
		Ben Crane - 202 (-8)

Cut: 71 players at 1-under 139 from a field of 132 professionals.

Weather: Thursday: Mostly sunny and mild with afternoon highs in the lower 80s. Winds NW 8-14 mph. Friday: Mostly sunny and breezy, with a high of 82. Winds WNW 10-25 mph. Saturday: Sunny with temperatures warming throughout the day reaching the middle 80s. High of 85. Winds WNW 10-15 mph. Sunday: Sunny and cool in the morning. Afternoon temperatures reached into the lower 80s. Winds ENE 8-12 mph.

Tournament Record:

265 - Ben Crane (2011), Webb Simpson (2011)

Current Course Record:

62 - Seaside Course - Trevor Immelman (2011), Charles Howell III (2010)

Ben Crane entered the final round of the 2011 McGladrey Classic five strokes behind **Michael Thompson** before rallying with eight birdies in his final 11 holes for a 7-under 63, placing him in a playoff with **Webb Simpson**. The 35-year-old then converted par on the second playoff hole to edge Simpson for his fourth PGA TOUR win and first since the 2010 Farmers Insurance Open.

Ben Crane's closing 63 at the McGladrey Classic was the lowest finish by a winner on the PGA TOUR in 2011.

The playoff between **Ben Crane** and **Webb Simpson** at the 2011 McGladrey Classic was the 18th on the PGA TOUR in 2011, the most in a single season in PGA TOUR history. There were 16 playoffs in both 1988 and 1991. The playoff for Crane was his first on the PGA TOUR, while Simpson fell to 1-2 in career playoffs on TOUR (lost to Crane at 2011 McGladrey Classic; defeated **Chez Reavie** at the 2011 Deutsche Bank Championship; lost to **Bubba Watson** at the 2011 Zurich Classic of New Orleans).

Webb Simpson entered the 2011 McGladrey Classic \$68,971 behind **Luke Donald** on the 2011 money list but moved ahead by \$363,029 with his playoff loss to **Ben Crane**.

The runner-up finish for **Webb Simpson** at the 2011 McGladrey Classic was the third of his career, all coming in 2011: Transitions Championship, Zurich Classic of New Orleans, The McGladrey Classic.

After entering the final round of the 2011 McGladrey Classic with a one-stroke lead over **Billy Horschel**, **Michael Thompson** entered the final hole on Sunday tied with **Ben Crane** and **Webb Simpson** before a bogey on the par-4 18th hole

denied him a chance for his first PGA TOUR win. The career-best, solo-third place finish was worth \$272,000 and moved the former University of Alabama standout from No. 116 to No. 94 on the official money list. Thompson's previous-best TOUR finish was a solo-fourth at the 2011 Travelers Championship.

Bud Cauley, who turned professional in 2011 after his junior season at the University of Alabama, locked up his TOUR card for 2012 with a tie for 15th. In eight events, Cauley earned \$735,150, well inside the top 125, with top 10s at the Viking Classic (tied for fourth) and Frys.com Open (third). Cauley will play out of the top 125 non-member category in 2012.

Trevor Immelman carded a career-low, 8-under 62 in the third round of the 2011 McGladrey Classic, tying the course record set by Charles Howell III in 2010. His fifth-place finish came 56 starts since his last top 10 at the 2008 TOUR Championship by Coca-Cola (tied for 10th).

At the 2011 McGladrey Classic, defending champion **Heath Slocum** tied for 15th in his bid to join **Steve Stricker** (John Deere Classic) as the only player to successfully defend a title in 2011.

The 2011 McGladrey Classic included 15 major championship winners. Here's how they fared: **Louis Oosthuizen** (fourth), **Trevor Immelman** (fifth), **Angel Cabrera** (tied for sixth), **Jim Furyk** (tied for 11th), **Lucas Glover** (tied for 15th), **Ben Curtis** (tied for 48th), **Shaun Micheel** (tied for 48th), **David Toms** (missed cut), **Stewart Cink** (missed cut), **David Duval** (missed cut), **Zach Johnson** (missed cut), **Justin Leonard** (missed cut), **Davis Love III** (missed cut), **Graeme McDowell** (missed cut) and **Vijay Singh** (missed cut).

Tournament Results

Pos	Player	Score					Earnings
		Rnd1	Rnd2	Rnd3	Rnd4	Total	
1	Ben Crane	65	70	67	63	265/-15	720,000.00
2	Webb Simpson	63	67	69	66	265/-15	432,000.00
3	Michael Thompson	65	65	67	69	266/-14	272,000.00
4	Louis Oosthuizen	65	67	69	66	267/-13	192,000.00
5	Trevor Immelman	66	71	62	69	268/-12	160,000.00
T6	Angel Cabrera	65	70	68	67	270/-10	125,200.00

Continued on next page

Pos	Player	Score				Total	Earnings
		Rnd1	Rnd2	Rnd3	Rnd4		
T6	Scott McCarron	64	70	68	68	270/-10	125,200.00
T6	Nick O'Hern	65	67	69	69	270/-10	125,200.00
T6	Jeff Overton	66	69	66	69	270/-10	125,200.00
T6	Kevin Streeleman	66	70	66	68	270/-10	125,200.00
T11	Kris Blanks	67	68	66	70	271/-9	88,000.00
T11	Jim Furyk	67	68	69	67	271/-9	88,000.00
T11	Bryce Molder	67	68	68	68	271/-9	88,000.00
T11	D.J. Trahan	65	71	68	67	271/-9	88,000.00
T15	Bud Cauley	68	68	70	66	272/-8	64,000.00
T15	Lucas Glover	68	68	68	68	272/-8	64,000.00
T15	David Mathis	69	69	66	68	272/-8	64,000.00
T15	Sean O'Hair	71	66	66	69	272/-8	64,000.00
T15	Heath Slocum	70	66	70	66	272/-8	64,000.00
T20	Jerry Kelly	68	67	71	67	273/-7	43,333.34
T20	Carl Pettersson	69	70	68	66	273/-7	43,333.34
T20	Michael Bradley	68	69	67	69	273/-7	43,333.33
T20	Billy Horschel	64	64	70	75	273/-7	43,333.33
T20	Matt Kuchar	70	68	67	68	273/-7	43,333.33
T20	Billy Mayfair	67	72	67	67	273/-7	43,333.33
T26	Kevin Kisner	70	67	67	70	274/-6	29,000.00
T26	Colt Knost	66	71	70	67	274/-6	29,000.00
T26	Michael Letzig	67	72	67	68	274/-6	29,000.00
T26	Matt McQuillan	69	68	68	69	274/-6	29,000.00
T26	Alexandre Rocha	67	72	70	65	274/-6	29,000.00
T26	Cameron Tringale	65	73	67	69	274/-6	29,000.00
T32	Blake Adams	69	69	69	68	275/-5	19,466.67
T32	Robert Allenby	70	68	68	69	275/-5	19,466.67
T32	Stephen Ames	66	70	70	69	275/-5	19,466.67
T32	Richard S Johnson	65	70	71	69	275/-5	19,466.67
T32	Spencer Levin	67	71	70	67	275/-5	19,466.67
T32	Paul Stankowski	66	72	68	69	275/-5	19,466.67
T32	Henrik Stenson	66	70	70	69	275/-5	19,466.67
T32	Roland Thatcher	69	69	69	68	275/-5	19,466.67
T32	Jonathan Byrd	69	70	66	70	275/-5	19,466.66
T32	Charles Howell III	69	70	66	70	275/-5	19,466.66
T32	Brandt Snedeker	71	68	67	69	275/-5	19,466.66
T32	Josh Teater	69	69	66	71	275/-5	19,466.66
T44	Jason Bohn	69	69	68	70	276/-4	12,800.00
T44	David Hearn	65	71	68	72	276/-4	12,800.00
T44	Johnson Wagner	67	67	69	73	276/-4	12,800.00
T44	Boo Weekley	67	68	69	72	276/-4	12,800.00
T48	William McGirt	69	69	71	68	277/-3	10,053.34
T48	Jeff Quinney	68	70	71	68	277/-3	10,053.34
T48	Shane Bertsch	67	72	69	69	277/-3	10,053.33
T48	Ben Curtis	66	70	66	75	277/-3	10,053.33
T48	Bio Kim	67	71	68	71	277/-3	10,053.33
T48	Shaun Micheel	68	71	69	69	277/-3	10,053.33
T54	Chris Couch	69	69	71	69	278/-2	9,080.00
T54	Zack Miller	63	74	70	71	278/-2	9,080.00
T54	D.A. Points	70	67	72	69	278/-2	9,080.00
T54	Tag Ridings	69	70	72	67	278/-2	9,080.00
T54	Kyle Stanley	69	69	69	71	278/-2	9,080.00
T54	Vaughn Taylor	72	67	71	68	278/-2	9,080.00
T60	Brendon de Jonge	69	70	72	68	279/-1	8,680.00
T60	Andres Gonzales	66	72	71	70	279/-1	8,680.00
T60	Jim Herman	67	69	68	75	279/-1	8,680.00
T60	Tim Herron	71	67	69	72	279/-1	8,680.00
T64	Fabian Gomez	68	70	71	71	280/E	8,400.00
T64	Chris Riley	68	69	70	73	280/E	8,400.00
T64	Richard Scott	68	71	72	69	280/E	8,400.00
67	Troy Merritt	68	69	72	73	282/2	8,240.00
68	Ben Martin	67	70	68	78	283/3	8,160.00
69	Robert Garrigus	67	72	71	74	284/4	8,080.00
70	Adam Hadwin	68	71	72	76	287/7	8,000.00

The following players failed to complete the tournament: **CUT** – Phillip Choi, Michael Connell, James Driscoll, Brian Gay, Matt Jones, Chris Kirk, Justin Leonard, Davis Love III, Will MacKenzie, Jeff Maggert, Rod Pampling, Scott Piercy, Michael Sim, David Toms, Hunter Haas, J.J. Henry, Derek Lamely, Marc Leishman, Graeme McDowell, John Rollins, Bo Van Pelt, Tim Weinhart, Matt Bettencourt, Chad Campbell, Joe Durant, Tommy Gainey, Sunghoon Kang, Tim Petrovic, Martin Piller, Garrett Willis, Mark Wilson, Arjun Atwal, David Duval, Rickie Fowler, Scott Gutschewski, Jim Renner, Nate Smith, Bobby Gates, Justin Hicks, Vijay Singh, Daniel Summerhays, Stewart Cink, Zach Johnson, Kent Jones, Joseph Bramlett, Ryuji Imada, D.J. Brigrman, Chris DiMarco, Nathan Green, Alex Prugh, Chris Stroud, Steven Bowditch, Steve Flesch, Rocco Mediate, Will Strickler, Jarrod Lyle, Tom Murray ; **W/D** – Brian Davis, Paul Casey, Cameron Beckman, Tom Gillis, Paul Goydos ;

Tournament History

Year	Winner *-Playoff	Score	Runners Up	Score	Course	Location	Par Yardage
The McGladrey Classic							
2011	Ben Crane*	265/-15	Webb Simpson	265	Seaside Course	Sea Island, GA	70/7,005
2010	Heath Slocum	266/-14	Bill Haas	267	Seaside Course	Sea Island, GA	70/7,005



PGA Grand Slam of Golf



Southampton Parish, BER
October 18-19

Purse: \$1,350,000

Course: Port Royal Golf Course | 36-35-71/ 6,845

Weather: Monday: Windy and warm, with highs reaching the mid-80s and winds variable from 7 to 15 mph. Tuesday: Windy and warm, with highs reading the mid-80s with variable winds from 9-17 mph, with gusts to 25 mph.

Winner: Keegan Bradley
 \$600,000.00
 67-71 138 (-4)

Keegan Bradley made a 5-foot putt on the final hole to hold off **Charl Schwartzel** to win the PGA Grand Slam of Golf. Schwartzel shot a course-record-tying, 6-under 65 to finish one shot behind Bradley.

During his tournament-best round, **Charl Schwartzel** sunk a 30-foot putt on the fifth hole that began a streak of five consecutive birdies. His final birdie during the run came when he chipped in from a bunker on No. 9. That birdie gave the Masters champion a temporary lead heading to the back nine.

Keegan Bradley lost the final-round lead to **Charl Schwartzel** with nine holes left, but he immediately birdied the 10th hole and never gave back his advantage.

Rory McIlroy, who was tied for the lead after the first day, shot a 4-over 75 during his final round to end any hopes he had of winning.

Darren Clarke, the British Open champion, opened with a 6-over 77 in the windy conditions and eventually settled for a 74 in the second round to finish fourth.

Tournament Results

Pos	Player	Score			Earnings
		Rnd1	Rnd2	Total	
1	Keegan Bradley	67	71	138/-4	600,000.00
2	Charl Schwartzel	74	65	139/-3	300,000.00
3	Rory McIlroy	67	75	142/E	250,000.00
4	Darren Clarke	77	74	151/9	200,000.00

Tournament History

Year	Winner *-Playoff	Score	Runners Up	Score	Course	Location	Par Yardage
PGA Grand Slam of Golf							
2011	Keegan Bradley	138/- 4	Charl Schwartzel	139	Port Royal Golf Course	Southampton Parish, BER	71/6,845
2010	Ernie Els	137/- 5	David Toms	138	Port Royal Golf Course	Southampton Parish, BER	71/6,845
PGA Grand Slam							
2009	Lucas Glover	131/-11	Angel Cabrera	136	Port Royal Golf Course	Southampton Parish, BER	71/6,561
2008	Jim Furyk	136	Padraig Harrington	136	The Mid Ocean Club	Hamilton HM GX, BER	70/6,666
MasterCard PGA Grand Slam							
1998	Tiger Woods		Vijay Singh		Poipu Bay Resort	Kauai, HI	72/6,957
1997	Ernie Els	133	Tiger Woods	136	Poipu Bay Resort	Kauai, HI	72/6,957
1996	Tom Lehman	134	Steve Jones	136	Poipu Bay Resort	Kauai, HI	72/6,957



Children's Miracle Network Hospitals Classic



Winner: Luke Donald
 \$846,000.00
 66-71-70-64 271 (-17)

Lake Buena Vista, FL
 October 20-23

Purse: \$4,700,000

Course: Magnolia GC | 36-36-72/ 7,516
 Palm GC | 36-36-72/ 7,010

Round 1	Round 2	Round 3
Arjun Atwal - 66 (-6)	Bio Kim - 132 (-12)	Kevin Chappell - 202 (-14)
Luke Donald - 66 (-6)	Justin Leonard - 132 (-12)	Justin Leonard - 202 (-14)
James Driscoll - 66 (-6)	Henrik Stenson - 132 (-12)	Bio Kim - 203 (-13)
Nathan Green - 66 (-6)	Nick O'Hern - 134 (-10)	Nick O'Hern - 204 (-12)
Derek Lamely - 66 (-6)	Michael Allen - 135 (-9)	Henrik Stenson - 204 (-12)
Scott Stallings - 66 (-6)	Matt Bettencourt - 135 (-9)	Luke Donald - 207 (-9)
Gary Woodland - 66 (-6)	Gary Woodland - 135 (-9)	Luke Donald - 137 (-7)

Cut: 76 players at 3-under 141 from a field of 128 professionals.

Weather: Thursday: Partly cloudy and cool, with a high temperature of 70 . Winds WNW at 10-15 mph. Friday: Sunny, with temperatures in the low-70s and light winds N at 5-10 mph. Saturday: Sunny, with temperatures in the mid-70s and light, N winds at 10-15 mph. Sunday: Partly cloudy, with a high of 78 . Light N winds at 8-12 mph.

Tournament Record:
 262 - Duffy Waldorf (2000), John Huston (1992)
Current Course Record:
 60 - Palm GC - Justin Rose (2006)
 61 - Magnolia GC - Payne Stewart (1990)

With his victory at the 2011 Children's Miracle Network Hospitals Classic, **Luke Donald** picked up his second PGA TOUR win of the season and in the process captured the Arnold Palmer Award for being the leader in official earnings, with \$6,683,214. **Webb Simpson** tied for sixth and finished second in the official earnings, at \$6,347,353.

The 2011 season where **Luke Donald** overcame **Webb Simpson** on the final week to win the PGA TOUR official money title was just the second time since 1990 that the money lead changed hands in the final week of the season. In 1996, **Tom Lehman** entered the week with \$1,240,159 and won the TOUR Championship to earn \$540,000 for a season total of \$1,780,159, passing **Phil Mickelson** who had entered the week of TOUR Championship with \$1,620,99 and finished 12th to earn \$76,800 for a season total of \$1,697,799.

Luke Donald is the first international player to win TOUR money title since **Vijay Singh** in 2008. He is the first player from England to win the TOUR money title. He would later add the European Tour money title to his list of 2011 achievements, becoming the first player to win both titles in the same season.

Billy Mayfair (tied for sixth), **Sunghoon Kang** (tied for third), **Tom Pernice, Jr.** (tied for third), and runner-up **Justin Leonard** (previously exempt for 2012) were the only players to move into the top 125 on the 2011 money list following the Children's Miracle Network Hospitals Classic. Kang's showing included a birdie

on the 72nd hole to fall inside the top 125. Pernice began the week as the fifth alternate into the event and moved from No. 143 on the money list and moved to No. 121 with his performance. **Bobby Gates**, **Roland Thatcher**, **Tiger Woods** (previously exempt for 2012) and **Stuart Appleby** (previously exempt for 2012) dropped out of the top 125.

D.J. Trahan birdied the 72nd hole to tie for 46th at the 2011 Children's Miracle Network Hospitals Classic. With the finish, Trahan finished No. 125 on the final official money list.

Thanks to six consecutive birdies, **Luke Donald** came from five shots back in the final round of the 2011 Children's Miracle Network Hospitals Classic. **Brandt Snedeker's** six-shot, come-from-behind win on the last day at The Heritage was the largest on TOUR in 2011. The tournament record for best final-round comeback is six shots by **Larry Nelson** (1987) and **Duffy Waldorf** (2000).

Justin Leonard's runner-up finish was his best since he lost in a playoff at the 2009 Children's Miracle Network Hospitals Classic. Leonard made his fifth appearance in the Children's Miracle Network Hospitals Classic, with three top 10s to his credit.

Since 2004, just one 54-hole leader/co-leader has gone on to capture the Children's Miracle Network Hospitals Classic title (**Stephen Ames** converted the 54-hole lead in 2007).

Tournament Results

Pos	Player	Score					Earnings
		Rnd1	Rnd2	Rnd3	Rnd4	Total	
1	Luke Donald	66	71	70	64	271/-17	846,000.00
2	Justin Leonard	69	63	70	71	273/-15	507,600.00
T3	Kevin Chappell	70	66	66	72	274/-14	244,400.00
T3	Sunghoon Kang	68	71	67	68	274/-14	244,400.00
T3	Tom Pernice Jr.	68	69	68	69	274/-14	244,400.00
T6	Trevor Immelman	72	68	66	69	275/-13	147,110.00

Continued on next page

Pos	Player	Score				Total	Earnings
		Rnd1	Rnd2	Rnd3	Rnd4		
T6	Billy Mayfair	68	70	67	70	275/-13	147,110.00
T6	Nick O'Hern	68	66	70	71	275/-13	147,110.00
T6	John Rollins	71	67	70	67	275/-13	147,110.00
T6	Webb Simpson	68	69	69	69	275/-13	147,110.00
11	Kris Blanks	67	69	73	67	276/-12	117,500.00
T12	James Driscoll	66	70	73	68	277/-11	95,175.00
T12	Kevin Kisner	69	69	67	72	277/-11	95,175.00
T12	Henrik Stenson	68	64	72	73	277/-11	95,175.00
T12	Gary Woodland	66	69	73	69	277/-11	95,175.00
T16	Steven Bowditch	67	71	68	72	278/-10	72,850.00
T16	Greg Chalmers	70	68	70	70	278/-10	72,850.00
T16	Andres Gonzales	70	71	70	67	278/-10	72,850.00
T16	Derek Lamely	66	71	71	70	278/-10	72,850.00
T20	Michael Bradley	72	69	66	72	279/-9	47,411.25
T20	Scott Gutschewski	67	71	69	72	279/-9	47,411.25
T20	David Hearn	71	67	70	71	279/-9	47,411.25
T20	Bio Kim	67	65	71	76	279/-9	47,411.25
T20	Ben Martin	67	74	70	68	279/-9	47,411.25
T20	Ryan Palmer	75	64	70	70	279/-9	47,411.25
T20	Alexandre Rocha	69	69	70	71	279/-9	47,411.25
T20	Heath Slocum	69	72	70	68	279/-9	47,411.25
T28	Nathan Green	66	71	72	71	280/-8	29,296.67
T28	Tim Herron	75	65	71	69	280/-8	29,296.67
T28	Ryuji Imada	71	70	69	70	280/-8	29,296.67
T28	John Senden	70	70	69	71	280/-8	29,296.67
T28	Marc Turnesa	70	71	70	69	280/-8	29,296.67
T28	Charlie Wi	70	70	71	69	280/-8	29,296.67
T28	Bob Estes	71	70	72	67	280/-8	29,296.66
T28	Brandt Jobe	69	67	72	72	280/-8	29,296.66
T28	Scott Stallings	66	72	70	72	280/-8	29,296.66
T37	Michael Allen	69	66	73	73	281/-7	20,210.00
T37	Briny Baird	73	68	69	71	281/-7	20,210.00
T37	Jason Bohn	70	70	71	70	281/-7	20,210.00
T37	Spencer Levin	69	70	72	70	281/-7	20,210.00
T37	Jeff Overton	70	71	71	69	281/-7	20,210.00
T37	Will Strickler	69	69	70	73	281/-7	20,210.00
T37	Cameron Tringale	69	68	75	69	281/-7	20,210.00
T44	Joe Durant	70	69	73	70	282/-6	15,980.00
T44	Retief Goosen	68	72	77	65	282/-6	15,980.00
T46	Kent Jones	72	69	70	72	283/-5	12,569.15
T46	Tom Lehman	72	69	69	73	283/-5	12,569.15
T46	Chris DiMarco	70	68	70	75	283/-5	12,569.14
T46	Bobby Gates	69	69	74	71	283/-5	12,569.14
T46	Fabian Gomez	73	67	66	77	283/-5	12,569.14
T46	Jarrod Lyle	68	72	72	71	283/-5	12,569.14
T46	D.J. Trahan	72	69	72	70	283/-5	12,569.14
T53	Woody Austin	68	71	72	73	284/-4	10,778.67
T53	Jerry Kelly	71	68	74	71	284/-4	10,778.67
T53	Jeff Maggert	69	67	77	71	284/-4	10,778.67
T53	George McNeill	69	69	76	70	284/-4	10,778.67
T53	Blake Adams	69	72	75	68	284/-4	10,778.66
T53	Paul Stankowski	67	72	76	69	284/-4	10,778.66
T59	Arjun Atwal	66	72	74	73	285/-3	10,152.00
T59	Mark Calcavecchia	74	67	71	73	285/-3	10,152.00
T59	Brian Gay	75	66	74	70	285/-3	10,152.00
T59	J.P. Hayes	71	70	72	72	285/-3	10,152.00
T59	David Mathis	73	67	73	72	285/-3	10,152.00
T59	William McGirt	67	69	76	73	285/-3	10,152.00
T59	Carl Paulson	70	68	70	77	285/-3	10,152.00
T66	Troy Merritt	68	70	71	77	286/-2	9,682.00
T66	Fran Quinn	71	70	72	73	286/-2	9,682.00
T66	Jim Renner	72	69	72	73	286/-2	9,682.00
T69	Matt Bettencourt	68	67	73	79	287/-1	9,400.00
T69	Scott Piercy	68	73	77	69	287/-1	9,400.00
T69	Garrett Willis	74	67	72	74	287/-1	9,400.00
72	Paul Goydos	71	69	74	74	288/E	9,212.00
73	Kevin Stadler	70	70	74	75	289/1	9,118.00
74	Jim Herman	70	71	74	75	290/2	9,024.00
75	Rich Beem	74	67	73	79	293/5	8,930.00

The following players failed to complete the tournament: **CUT** – Billy Horschel, Charles Howell III, Davis Love III, Rocco Mediate, D.A. Points, Aron Price, Chris Riley, Kevin Streelman, Chris Stroud, Roland Thatcher, Johnson Wagner, Boo Weekley, Joseph Bramlett, David Duval, Robert Garrigus, Justin Hicks, Shaun

Micheel, Stephen Ames, Michael Connell, Ben Curtis, Brian Davis, Tommy Gainey, Matt Jones, Joe Ogilvie, Rod Perry, Justin Rose, Vaughn Taylor, Chris Couch, Steve Elkington, Scott McCarron, Rod Pampling, Tim Petrovic, Nate Smith, D.J. Brigman, Steve Flesch, Colt Knost, Bill Lunde, Matt McQuillan, Martin Piller, Daniel Summerhays, Michael Thompson, Shane Bertsch, Scott Gordon, J.J. Henry, John Merrick, Alex Prugh, Hunter Haas, Richard S Johnson, Mike Small, Chris Baryla, Zack Miller, Tag Ridings ; W/D – Michael Sim ;

Tournament History

Year	Winner *-Playoff	Score	Runners Up	Score	Course	Location	Par Yardage
Children's Miracle Network Hospitals Classic							
2011	Luke Donald	271/-17	Justin Leonard	273	Magnolia GC Palm GC	Lake Buena Vista, FL Lake Buena Vista, FL	72/7,516 72/7,010
Children's Miracle Network Classic							
2010	Robert Garrigus	267/-21	Roland Thatcher	270	Magnolia GC Palm GC	Lake Buena Vista, FL Lake Buena Vista, FL	72/7,516 72/7,010
2009	Stephen Ames*	270/-18	Justin Leonard George McNeill	270	Magnolia GC Palm GC	Lake Buena Vista, FL Lake Buena Vista, FL	72/7,516 72/7,010
Children's Miracle Network Classic presented by Wal-Mart							
2008	Davis Love III	263/-25	Tommy Gainey	264	Magnolia GC Palm GC	Lake Buena Vista, FL Lake Buena Vista, FL	72/7,516 72/7,010
2007	Stephen Ames	271/-17	Tim Clark	272	Magnolia GC Palm GC	Lake Buena Vista, FL Lake Buena Vista, FL	72/7,516 72/7,010
FUNAI Classic at the WALT DISNEY WORLD Resort							
2006	Joe Durant	263/-25	Frank Licklitter II Troy Matteson	267	Magnolia GC Palm GC	Lake Buena Vista, FL Lake Buena Vista, FL	72/7,516 72/6,957
2005	Lucas Glover	265/-23	Tom Pernice Jr.	266	Magnolia GC Palm GC	Lake Buena Vista, FL Lake Buena Vista, FL	72/7,516 72/6,957
2004	Ryan Palmer	266/-22	Briny Baird Vijay Singh	269	Magnolia GC Palm GC	Lake Buena Vista, FL Lake Buena Vista, FL	72/7,200 72/7,015
2003	Vijay Singh	265/-23	Stewart Cink Scott Verplank Tiger Woods	269	Magnolia GC Palm GC	Lake Buena Vista, FL Lake Buena Vista Lake Buena Vista	72/7,200 72/6,957
Disney Golf Classic							
2002	Bob Burns	263/-25	Chris DiMarco	264	Magnolia GC Palm GC	Lake Buena Vista, FL Lake Buena Vista, FL	72/7,200 72/6,957
National Car Rental Golf Classic Disney							
2001	Jose Coceres	265/-23	Davis Love III	266	Magnolia GC Palm GC	Lake Buena Vista, FL Lake Buena Vista, FL	72/7,200 72/6,957
2000	Duffy Waldorf	262/-26	Steve Flesch	263	Magnolia GC Palm GC	Lake Buena Vista, FL Lake Buena Vista, FL	72/7,190 72/6,957
National Car Rental Golf Classic/Disney							
1999	Tiger Woods	271/-17	Ernie Els	272	Magnolia GC Palm GC	Lake Buena Vista, FL Lake Buena Vista, FL	72/7,190 72/6,957
1998	John Huston	272/-16	Davis Love III	273	Magnolia GC Palm GC Lake Buena Vista GC	Lake Buena Vista, FL Lake Buena Vista, FL Lake Buena Vista, FL	72/7,190 72/6,967 72/6,819
Walt Disney World/Oldsobile Classic							
1997	David Duval*	270/-18	Dan Forsman	270	Magnolia GC Palm GC Lake Buena Vista GC	Lake Buena Vista, FL Lake Buena Vista, FL Lake Buena Vista, FL	72/7,190 72/6,967 72/6,819
1996	Tiger Woods	267/-21	Payne Stewart	268	Magnolia GC Palm GC Lake Buena Vista GC	Lake Buena Vista, FL Lake Buena Vista, FL Lake Buena Vista, FL	72/7,190 72/6,957 72/6,819
1995	Brad Bryant	198/-18	Hal Sutton Ted Tryba	199	Magnolia GC Palm GC Lake Buena Vista GC	Lake Buena Vista, FL Lake Buena Vista, FL Lake Buena Vista, FL	72/7,190 72/6,967 72/6,829
1994	Rick Fehr	269/-19	Craig Stadler Fuzzy Zoeller	271	Magnolia GC Palm GC EAGLE PINES	Lake Buena Vista, FL Lake Buena Vista, FL Lake Buena Vista, FL	72/7,190 72/6,967 72/6,772
1993	Jeff Maggert	265/-23	Greg Kraft	268	Magnolia GC Palm GC Lake Buena Vista GC	Lake Buena Vista, FL Lake Buena Vista, FL Lake Buena Vista, FL	72/7,190 72/6,967 72/6,829
1992	John Huston	262/-26	Mark O'Meara	265	Magnolia GC Palm GC Lake Buena Vista GC	Lake Buena Vista, FL Lake Buena Vista, FL Lake Buena Vista, FL	72/7,190 72/6,957 72/6,829
1991	Mark O'Meara	267/-21	David Peoples	268	Magnolia GC Palm GC Lake Buena Vista GC	Lake Buena Vista, FL Lake Buena Vista, FL Lake Buena Vista, FL	72/7,190 72/6,957 72/6,829
1990	Tim Simpson	264/-24	John Mahaffey	265	Magnolia GC Palm GC Lake Buena Vista GC	Lake Buena Vista, FL Lake Buena Vista, FL Lake Buena Vista, FL	72/7,190 72/6,957 72/6,795

Continued on next page

Year	Winner *-Playoff	Score	Runners Up	Score	Course	Location	Par Yardage
1989	Tim Simpson	272/-16	Donnie Hammond	273	Magnolia GC Palm GC Lake Buena Vista GC	Lake Buena Vista, FL Lake Buena Vista, FL Lake Buena Vista, FL	72/7,190 72/6,967 72/6,829
1988	Bob Lohr*	263/-25	Chip Beck	263	Magnolia GC Palm GC Lake Buena Vista GC	Lake Buena Vista, FL Lake Buena Vista, FL Lake Buena Vista, FL	72/7,190 72/6,967 72/6,706
1987	Larry Nelson	268/-20	Morris Hatalsky Mark O'Meara	269	Magnolia GC Palm GC Lake Buena Vista GC	Lake Buena Vista, FL Lake Buena Vista, FL Lake Buena Vista, FL	72/7,190 72/6,941 72/6,706
1986	Raymond Floyd*	275/-13	Lon Hinkle Mike Sullivan	275	Magnolia GC Palm GC Lake Buena Vista GC	Lake Buena Vista, FL Lake Buena Vista, FL Lake Buena Vista, FL	72/7,190 72/6,941 72/6,706
1985	Lanny Wadkins	267/-21	Mike Donald Scott Hoch	268	Magnolia GC Palm GC Lake Buena Vista GC	Lake Buena Vista, FL Lake Buena Vista, FL Lake Buena Vista, FL	72/7,190 72/6,941 72/6,706
Walt Disney World Golf Classic							
1984	Larry Nelson	266/-22	Hubert Green	267	Magnolia GC Palm GC Lake Buena Vista GC	Lake Buena Vista, FL Lake Buena Vista, FL Lake Buena Vista, FL	72/7,190 72/6,941 72/6,706
1983	Payne Stewart	269/-19	Nick Faldo Mark McCumber	271	Magnolia GC Palm GC Lake Buena Vista GC	Lake Buena Vista, FL Lake Buena Vista, FL Lake Buena Vista, FL	72/7,190 72/6,941 72/6,706
1982	Hal Sutton*	269/-19	Bill Britton	269	Magnolia GC Palm GC Lake Buena Vista GC	Lake Buena Vista, FL Lake Buena Vista, FL Lake Buena Vista, FL	72/7,190 72/6,941 72/6,706
Walt Disney World National Team Championship							
1981	Vance Heafner, Mike Holland	246/-42	Chip Beck Rex Caldwell	251	Palm GC Lake Buena Vista GC Magnolia GC	Lake Buena Vista, FL Lake Buena Vista, FL Lake Buena Vista, FL	72/6,941 72/NA 72/7,190
1980	Danny Edwards, David Edwards	253/-35	Gibby Gilbert Dan Halldorson Mike Harmon Barry Harwell Grier Jones Dana Quigley	255	Palm GC Lake Buena Vista GC Magnolia GC	Lake Buena Vista, FL Lake Buena Vista, FL Lake Buena Vista, FL	72/6,941 72/NA 72/7,190
1979	George Burns, Ben Crenshaw		Scott Bess Dan Halldorson Jeff Hewes Peter Jacobsen Sammy Rachels D.A. Weibring		Magnolia GC Palm GC	Lake Buena Vista, FL Lake Buena Vista, FL	72/7,190 72/6,941
1978	Wayne Levi, Bob Mann		Bobby Wadkins Lanny Wadkins		Magnolia GC Palm GC	Lake Buena Vista, FL Lake Buena Vista, FL	72/7,190 72/6,941
1977	Gibby Gilbert, Grier Jones		Steve Melnyk Andy North		Magnolia GC Palm GC	Lake Buena Vista, FL Lake Buena Vista, FL	72/7,190 72/6,941
1976	Woody Blackburn, Billy Kratzert		Gay Brewer Bobby Nichols		Magnolia GC Palm GC	Lake Buena Vista, FL Lake Buena Vista, FL	72/7,190 72/6,941
1975	Jim Colbert, Dean Refram		Bobby Cole Victor Regalado John Schlee Curtis Sifford		Magnolia GC Palm GC	Lake Buena Vista, FL Lake Buena Vista, FL	72/7,190 72/6,941
1974	Hubert Green, Mac McLendon		J.C. Snead Sam Snead Ed Snead Bert Yancey		Magnolia GC Palm GC	Lake Buena Vista, FL Lake Buena Vista, FL	72/7,190 72/6,941
Walt Disney World Golf Classic							
1973	Jack Nicklaus	275	Mason Rudolph	276	Magnolia GC Palm GC	Lake Buena Vista, FL Lake Buena Vista, FL	72/7,190 72/6,941
Walt Disney World Open Invitational							
1972	Jack Nicklaus	267	Jim Dent Bobby Mitchell Larry Wood	276	Magnolia GC Palm GC	Lake Buena Vista, FL Lake Buena Vista, FL	72/7,190 72/6,941
1971	Jack Nicklaus	273	Deane Beman	276	Magnolia GC	Lake Buena Vista, FL	72/7,190

CIMB Asia Pacific Classic Malaysia



Winner: Bo Van Pelt
\$1,300,000.00
66-64-67-64 261 (-23)

Kuala Lumpur, MAS
October 27-30

Purse: \$6,100,000

Course: The MINES Resort & Golf Club | 35-36-71/ 6,917

Round 1	Round 2	Round 3
Robert Allenby - 63 (-8)	Fredrik Jacobson - 129 (-13)	Bo Van Pelt - 197 (-16)
Jhonattan Vegas - 64 (-7)	Jeff Overton - 129 (-13)	Jeff Overton - 198 (-15)
Fredrik Jacobson - 65 (-6)	Bo Van Pelt - 130 (-12)	Fredrik Jacobson - 200 (-13)
Cameron Tringale - 66 (-5)	Stewart Cink - 133 (-9)	Mark Wilson - 200 (-13)
Bo Van Pelt - 66 (-5)	Jhonattan Vegas - 133 (-9)	Danny Chia - 202 (-11)
Jimmy Walker - 66 (-5)	Jimmy Walker - 133 (-9)	Jason Dufner - 202 (-11)
	Mark Wilson - 133 (-9)	Vijay Singh - 202 (-11)

Cut: No cut. 47 of 48 professionals completed 72 holes.

Weather: Thursday: Partly cloudy and humid, with the high reaching 90. Winds NE at 4-8 mph. There was heavy rain for 20 minutes in the early afternoon that did not result in a stoppage of play. Friday: Partly cloudy and humid, with the high reaching 93. Winds variable at 6-12 mph. Saturday: Mostly cloudy and humid, with the high reaching 93. Winds variable at 5-10 mph. Sunday: Mostly cloudy and humid, with the high reaching 94. There was a brief, 15-minute shower in the middle of the round. Winds variable at 5-10 mph.

Tournament Record:

261 - Bo Van Pelt (2011)

Current Course Record:

62 - The MINES Resort & Golf Club - Jeff Overton (2011)

Holding a tenuous one-shot lead through 54 holes, 36-year-old **Bo Van Pelt** posted a bogey-free, 7-under-par 64 in the final round to win the CIMB Asia Pacific Classic Malaysia by six strokes over **Jeff Overton**. His 23-under 261 shattered the scoring record set by **Ben Crane** (266) at the inaugural CIMB event in 2010.

Defending champion **Ben Crane** still has yet to shoot a score in the 70s at The Mines Resort and Golf Club. In 2010, Crane won the inaugural CIMB Asia Pacific Classic with rounds of 67-64-66-69. In 2011, he had rounds of 69-68-68-69 to tie for 20th.

Champion **Bo Van Pelt** and **Cameron Tringale** (tied for fourth) shared low final-round honors at 7-under-par 64.

There were eight players in the field who shot four rounds in the 60s at the 2011 CIMB Asia Pacific Classic Malaysia: **Jonathan Byrd**, **Ben Crane**, **Jerry Kelly**, **Jeff Overton**, **Jeev Milkha Singh**, **Bo Van Pelt**, **Camilo Villegas** and **Mark Wilson**.

Ryan Palmer recorded a hole-in-one in the final round on the par-3, 199-yard seventh hole with a 6-iron.

India's **Jeev Milkha Singh** shot weekend rounds of 67-66 to finish at 13-under and tied for 10th. He was the low Asian Tour player for the week and earned \$106,666.

There were two Malaysians in the field, **Danny Chia** and **Shaaban Hussin**. Chia tied for 13th while Hussin tied for 45th.

Tournament Results

Pos	Player	Score				Total	Earnings
		Rnd1	Rnd2	Rnd3	Rnd4		
1	Bo Van Pelt	66	64	67	64	261/-23	1,300,000.00
2	Jeff Overton	67	62	69	69	267/-17	550,000.00
3	Fredrik Jacobson	65	64	71	68	268/-16	420,000.00
T4	Cameron Tringale	66	68	71	64	269/-15	265,000.00
T4	Camilo Villegas	69	66	68	66	269/-15	265,000.00
T4	Mark Wilson	67	66	67	69	269/-15	265,000.00
T7	Ryan Palmer	71	65	67	67	270/-14	175,000.00
T7	John Senden	67	70	68	65	270/-14	175,000.00
T7	Vijay Singh	72	64	66	68	270/-14	175,000.00
T10	Jerry Kelly	69	66	69	67	271/-13	106,666.67
T10	Jeev Milkha Singh	69	69	67	66	271/-13	106,666.67
T10	Jason Dufner	70	67	65	69	271/-13	106,666.66
T13	Robert Allenby	63	72	70	67	272/-12	85,000.00
T13	Danny Chia	71	65	66	70	272/-12	85,000.00
T13	Stewart Cink	67	66	71	68	272/-12	85,000.00
T13	Chris Kirk	71	65	67	69	272/-12	85,000.00
T13	Brandt Snedeker	71	68	67	66	272/-12	85,000.00
T13	Jimmy Walker	66	67	71	68	272/-12	85,000.00
19	Ricky Barnes	69	71	66	67	273/-11	78,000.00

Continued on next page

Pos	Player	Score				Total	Earnings
		Rnd1	Rnd2	Rnd3	Rnd4		
T20	Kiradech Aphibarnrat	70	67	72	65	274/-10	74,000.00
T20	Jonathan Byrd	69	68	69	68	274/-10	74,000.00
T20	Ben Crane	69	68	68	69	274/-10	74,000.00
T23	Tommy Gainey	68	70	70	67	275/-9	68,000.00
T23	Spencer Levin	70	67	72	66	275/-9	68,000.00
T23	Jhonattan Vegas	64	69	72	70	275/-9	68,000.00
T26	Thongchai Jaidee	68	71	68	69	276/-8	63,000.00
T26	Kyle Stanley	68	69	72	67	276/-8	63,000.00
T28	Jbe' Kruger	70	70	72	65	277/-7	59,000.00
T28	Chinnarat Phadungsil	70	66	72	69	277/-7	59,000.00
T28	Rory Sabbatini	68	70	73	66	277/-7	59,000.00
T31	Stuart Appleby	72	67	71	68	278/-6	55,500.00
T31	Brendon de Jonge	68	72	70	68	278/-6	55,500.00
T31	Chez Reavie	69	71	67	71	278/-6	55,500.00
T31	Scott Stallings	67	72	70	69	278/-6	55,500.00
T35	David Gleeson	73	71	70	65	279/-5	52,500.00
T35	D.A. Points	71	68	71	69	279/-5	52,500.00
T37	Brian Davis	71	71	71	67	280/-4	49,500.00
T37	Lucas Glover	71	70	71	68	280/-4	49,500.00
T37	Carl Pettersson	68	67	78	67	280/-4	49,500.00
T37	Siddikur Rahman	68	73	68	71	280/-4	49,500.00
41	Tetsuji Hiratsuka	70	72	72	67	281/-3	47,000.00
T42	Charley Hoffman	69	73	75	69	286/2	45,500.00
T42	Brendan Steele	74	73	70	69	286/2	45,500.00
44	Chan Yih-shin	72	70	74	72	288/4	44,000.00
T45	Angel Cabrera	73	73	69	76	291/7	42,500.00
T45	Shaaban Hussin	72	72	75	72	291/7	42,500.00
47	S.S.P. Chowrasia	75	71	74	73	293/9	41,000.00

The following players failed to complete the tournament: **W/D** – Ryan Moore ;

Tournament History

Year	Winner *-Playoff	Score	Runners Up	Score	Course	Location	Par Yardage
CIMB Asia Pacific Classic Malaysia							
2011	Bo Van Pelt	261/-23	Jeff Overton	267	The MINES Resort & Golf Club	Kuala Lumpur, MAS	71/6,917
2010	Ben Crane	266/-18	Brian Davis	267	The MINES Resort & Golf Club	Kuala Lumpur, MAS	71/6,934



World Golf Championships-HSBC Champions



Winner: Martin Kaymer
\$1,200,000.00
69-68-68-63 268 (-20)

Shanghai, CHN
November 03-06

Purse: \$7,000,000

Course: Sheshan International GC | 36-36-72/ 7,266

Round 1	Round 2	Round 3
Keegan Bradley - 65 (-7)	Fredrik Jacobson - 133 (-11)	Fredrik Jacobson - 200 (-16)
Fredrik Jacobson - 67 (-5)	Louis Oosthuizen - 134 (-10)	Louis Oosthuizen - 202 (-14)
Alexander Noren - 67 (-5)	Adam Scott - 134 (-10)	Adam Scott - 203 (-13)
Bo Van Pelt - 67 (-5)	Keegan Bradley - 135 (-9)	Rory McIlroy - 204 (-12)
K.J. Choi - 68 (-4)	Paul Casey - 136 (-8)	Lee Westwood - 204 (-12)
Thongchai Jaidee - 68 (-4)	Bo Van Pelt - 136 (-8)	Martin Kaymer - 205 (-11)
Justin Rose - 68 (-4)	Martin Kaymer - 137 (-7)	
David Toms - 68 (-4)		
Martin Kaymer - 69 (-3)		

Cut: No cut. All 78 professionals completed 72 holes.

Weather: Thursday: Mostly cloudy, with the high reaching 68. Winds variable at 5-10 mph. Friday: Mostly cloudy and humid, with the high reaching 68. There was light rain for approximately 90 minutes midway through the round. Lift, clean and place rules in effect. Winds variable at 6-12 mph. Saturday: Mostly cloudy and warmer, with the high reaching 71. Winds variable at 5-10 mph. Sunday: Mostly cloudy and cooler, with the high reaching 69. Winds NNE at 12-18 mph shifting to NE at 10-18 in the afternoon.

Tournament Record:

268 - Martin Kaymer (2011)

Current Course Record:

63 - Sheshan International GC - Martin Kaymer (2011), Louis Oosthuizen (2011)

With his victory at the 2011 World Golf Championships-HSBC Champions, **Martin Kaymer** earned his first World Golf Championships title in his 15th career start.

Martin Kaymer's victory came in his third appearance in the World Golf Championships-HSBC Champions. He tied for sixth in 2009 and tied for 30th in 2010.

All four of **Martin Kaymer's** rounds at the 2011 World Golf Championships-HSBC Champions winner were under par. (69-68-68-63). His final round of 63 (9-under) is the lowest final round by a winner in any World Golf Championships stroke-play event, beating the previous record of 64 (6-under) by **Hunter Mahan** at the 2010 WGC Bridgestone Invitational.

By winning the 2011 HSBC Champions, **Martin Kaymer** became the ninth different player to capture both a World Golf Championships event and a major championship, joining **Stewart Cink, Ernie Els, Phil Mickelson, Geoff Ogilvy, Vijay Singh, David Toms, Mike Weir** and **Tiger Woods**.

Hunter Mahan, Rory McIlroy and **Luke Donald** were the three players to record three top 10s in 2011 World Golf Championships events. Mahan tied for ninth at the Accenture Match Play Championship, was ninth at the Cadillac Championship and tied for seventh at the HSBC Champions. McIlroy tied for 10th at the Cadillac Championship, tied for sixth at the Bridgestone Invitational and tied for fourth at the HSBC Champions. Donald, who did not play the HSBC Champions because of the pending birth of his child, won the Accenture Match Play Championship, tied for sixth at the Cadillac Championship and tied for second at the Bridgestone Invitational.

Tournament Results

Pos	Player	Score					Earnings
		Rnd1	Rnd2	Rnd3	Rnd4	Total	
1	Martin Kaymer	69	68	68	63	268/-20	1,200,000.00
2	Fredrik Jacobson	67	66	67	71	271/-17	675,000.00
3	Graeme McDowell	69	69	67	67	272/-16	430,000.00
T4	Charl Schwartzel	70	69	69	65	273/-15	258,333.34
T4	Paul Casey	70	66	70	67	273/-15	258,333.33
T4	Rory McIlroy	70	69	65	69	273/-15	258,333.33
T7	Hunter Mahan	71	67	69	67	274/-14	155,000.00

Continued on next page

Pos	Player	Score				Total	Earnings
		Rnd1	Rnd2	Rnd3	Rnd4		
T7	Louis Oosthuizen	71	63	68	72	274/-14	155,000.00
T7	Justin Rose	68	70	70	66	274/-14	155,000.00
10	Jhonattan Vegas	69	73	65	68	275/-13	125,000.00
T11	Adam Scott	69	65	69	73	276/-12	110,000.00
T11	Bo Van Pelt	67	69	70	70	276/-12	110,000.00
T13	Ian Poulter	70	68	69	71	278/-10	90,000.00
T13	Lee Westwood	69	68	67	74	278/-10	90,000.00
T13	Xin-jun Zhang	74	68	64	72	278/-10	90,000.00
T16	K.J. Choi	68	70	72	69	279/-9	79,333.34
T16	Keegan Bradley	65	70	72	72	279/-9	79,333.33
T16	Simon Dyson	69	69	70	71	279/-9	79,333.33
19	John Senden	72	68	70	70	280/-8	75,000.00
T20	Nicolas Colsaerts	74	69	68	70	281/-7	71,000.00
T20	Lucas Glover	76	68	71	66	281/-7	71,000.00
T20	Pablo Larrazabal	70	69	70	72	281/-7	71,000.00
T23	Aaron Baddeley	69	68	73	72	282/-6	62,500.00
T23	Jonathan Byrd	71	68	70	73	282/-6	62,500.00
T23	Anders Hansen	71	69	70	72	282/-6	62,500.00
T23	Jbe' Kruger	70	70	68	74	282/-6	62,500.00
T23	Francesco Molinari	70	70	71	71	282/-6	62,500.00
T23	Jeev Milkha Singh	72	73	69	68	282/-6	62,500.00
T29	Harrison Frazar	70	75	64	74	283/-5	56,500.00
T29	Yuta Ikeda	70	71	68	74	283/-5	56,500.00
T29	Thongchai Jaidee	68	69	72	74	283/-5	56,500.00
T29	Rory Sabbatini	69	71	71	72	283/-5	56,500.00
T33	Ernie Els	75	69	72	68	284/-4	52,000.00
T33	Peter Hanson	69	73	71	71	284/-4	52,000.00
T33	Robert Rock	70	70	71	73	284/-4	52,000.00
T33	Lee Slattery	76	71	68	69	284/-4	52,000.00
T33	Nick Watney	71	75	71	67	284/-4	52,000.00
T38	Darren Clarke	73	76	67	69	285/-3	47,500.00
T38	Jim Herman	74	70	73	68	285/-3	47,500.00
T38	Miguel A Jimenez	72	68	68	77	285/-3	47,500.00
T38	Chinnarat Phadungsil	71	69	74	71	285/-3	47,500.00
T42	Stuart Appleby	77	70	71	69	287/-1	43,500.00
T42	Thomas Bjorn	72	71	71	73	287/-1	43,500.00
T42	Bill Haas	74	69	68	76	287/-1	43,500.00
T42	Scott Stallings	70	74	72	71	287/-1	43,500.00
T46	Ben Crane	75	71	74	68	288/E	40,500.00
T46	Hiroyuki Fujita	74	71	70	73	288/E	40,500.00
T46	Keith Horne	71	70	73	74	288/E	40,500.00
T49	Jung-gon Hwang	72	72	70	75	289/1	38,000.00
T49	Kyung-tae Kim	73	77	71	68	289/1	38,000.00
T49	Paul Lawrie	72	71	72	74	289/1	38,000.00
T49	Alexander Noren	67	75	70	77	289/1	38,000.00
T49	Alvaro Quiros	72	67	71	79	289/1	38,000.00
T49	Siddikur Rahman	75	73	67	74	289/1	38,000.00
T49	Ashun Wu	72	69	70	78	289/1	38,000.00
T56	Robert Karlsson	74	75	68	73	290/2	35,500.00
T56	Geoff Ogilvy	75	69	69	77	290/2	35,500.00
T56	Mark Wilson	71	73	77	69	290/2	35,500.00
T59	Tetsuji Hiratsuka	72	70	72	77	291/3	34,000.00
T59	Michio Matsumura	74	71	71	75	291/3	34,000.00
T59	David Toms	68	76	71	76	291/3	34,000.00
T62	Jim Furyk	78	68	73	73	292/4	32,500.00
T62	Michael Hoey	76	70	74	72	292/4	32,500.00
T62	WC Liang	72	73	71	76	292/4	32,500.00
65	S.S.P. Chowrasia	73	74	73	73	293/5	31,500.00
T66	Kiradech Aphibarnrat	79	72	71	72	294/6	30,750.00
T66	D.A. Points	73	71	73	77	294/6	30,750.00
68	Chez Reavie	70	75	68	82	295/7	30,000.00
69	Matteo Manassero	82	71	70	73	296/8	29,500.00
70	Thomas Aiken	76	75	69	77	297/9	29,000.00
71	David Gleeson	71	70	76	81	298/10	28,500.00
T72	Alistair Presnell	75	75	73	76	299/11	27,750.00
T72	Chan Yih-shin	75	74	76	74	299/11	27,750.00
74	Hao Yuan	72	78	74	76	300/12	27,000.00
75	Pablo Martin	76	71	74	80	301/13	26,500.00
76	Tom Lewis	78	71	72	83	304/16	26,000.00
77	Adam Bland	75	76	81	80	312/24	25,500.00

The following players failed to complete the tournament: **W/D** – Bobby Gates ;

Tournament History

Year	Winner *-Playoff	Score	Runners Up	Score	Course	Location	Par Yardage
World Golf Championships-HSBC Champions							
2011	Martin Kaymer	268/-20	Fredrik Jacobson	271	Sheshan International GC	Shanghai, CHN	72/7,266
2010	Francesco Molinari	269/-19	Lee Westwood	270	Sheshan International GC	Shanghai, CHN	72/7,266
2009	Phil Mickelson	271/-17	Ernie Els	272	Sheshan International GC	Shanghai, CHN	72/7,199



Wendy's 3-Tour Challenge



Henderson, NV
November 07-08

Purse: \$1,000,000

Course: Rio Secco Golf Club | 36-36-72/ 7,255

Format: The tournament was an 18-hole, two-player best-ball format that allowed each team to discard the highest score per hole.

**Winner: Mark Calcavecchia,
Jay Haas, Kenny Perry**
\$499,998.00

Leading the way for the winning Champions Tour team was **Kenny Perry**, who made nine birdies. Perry joined teammates **Jay Haas** and **Mark Calcavecchia** to finish at 15-under.

The Champions Tour team played the final nine holes in 8-under and, overall, recorded 17 birdies.

The PGA TOUR team consisted of **Boo Weekley**, **Gary Woodland** and

Jonathan Byrd. The PGA TOUR finished at 12-under.

The LPGA team of **Paula Creamer**, **Cristie Kerr** and **Natalie Gulbis** finished second, ending at 14-under, a stroke behind the Champions Tour.

The Challenge raised a little more than \$4 million in 2011 for the Dave Thomas Foundation for Adoption. It has donated more than \$40 million in its 20 years of existence.

Tournament Results

Pos	Player	Score Total	Earnings
T1	Mark Calcavecchia		166,666.66
T1	Jay Haas		166,666.66
T1	Kenny Perry		166,666.66
T2	Paula Creamer		90,000.00
T2	Natalie Gulbis		90,000.00
T2	Cristie Kerr		90,000.00
T3	Jonathan Byrd		76,666.66
T3	Boo Weekley		76,666.66
T3	Gary Woodland		76,666.66


Tournament History

Year	Winner *-Playoff	Score	Runners Up	Score	Course	Location	Par Yardage
Wendy's 3-Tour Challenge							
2011	Mark Calcavecchia, Jay Haas, Kenny Perry		Paula Creamer Natalie Gulbis Cristie Kerr		Rio Secco Golf Club	Henderson, NV	72/7,255
2010	Dustin Johnson, Bubba Watson, Boo Weekley				Rio Secco Golf Club	Henderson, NV	72/7,289
2009	Natalie Gulbis, Cristie Kerr, Suzann Pettersen*	74/+ 2			Rio Secco Golf Club	Henderson, NV	72/7,289
Wendy's 3 Tour Challenge							
2007	Natalie Gulbis, Cristie Kerr, Morgan Pressel	70	Chris DiMarco Camilo Villegas Bubba Watson	064	Lake Las Vegas Resort	Henderson, NV	72/7,206

Continued on next page

Year	Winner *-Playoff	Score	Runners Up	Score	Course	Location	Par Yardage
2006	Stewart Cink, Zach Johnson, Scott Verplank*	68			Lake Las Vegas Resort	Henderson, NV	72/7,261
Wendy's Three Tour Challenge							
1999	Hale Irwin, Jack Nicklaus, Tom Watson		Lee Janzen Tom Lehman Justin Leonard		Pinehurst Resort &Country Club	Pinehurst, NC	70/7,175
1998	Fred Couples, Justin Leonard, Davis Love III				Rancho La Quinta		70/0
Wendy's Three-Tour Challenge							
1997	Fred Couples, Tom Lehman, Phil Mickelson				PGA West (J. Nicklaus Resort)		6,909

OMEGA Mission Hills World Cup



Winner: Matt Kuchar, Gary Woodland
 \$2,400,000.00
 64-70-63-67 264 (-24)

Hainan Island, CHN
November 24-27

Purse: \$7,500,000

Course: Mission Hills GC Hainan Island | 36-36-72/ 7,464

Weather: Thursday: Cloudy and breezy throughout the day, with temperature in the low 70s. Winds NE at 12-18 mph. Friday: Cloudy and breezy, with winds ENE at 15-20 mph. High of 74. Saturday: After overnight rain, continued cloudy skies with winds ENE at 15-20 mph. High of 72. Light off-and-on drizzle throughout the day. Sunday: Cloudy, with a high of 77. Winds E at 10-15 mph.

Format: Thursday/Saturday Four-ball; Friday/Sunday Foursomes.

Tournament Record:

252 - Toshi Izawa (2002), Shigeki Maruyama (2002)

Current Course Record:

61 - Mission Hills GC Hainan Island - Louis Oosthuizen (2011), Charl Schwartzel (2011), Alex Cejka (2011), Richard Green (2011), Brendan Jones (2011), Martin Kaymer (2011)

The United States captured its 24th overall World Cup title and the country's first since 2000 (**Tiger Woods/ David Duval**) in the 56th playing of the OMEGA Mission Hills World Cup. South Africa ranks second, with five World Cup titles.

Matt Kuchar and **Gary Woodland** both made their debut at the OMEGA Mission Hills World Cup. With their victory, they became the first team to win with both members being rookies since **Mark O'Meara** and **Tiger Woods** for the United States in 1999.

The U.S. victory snapped a six-year winning streak by European countries: 2009 (Italy); 2008 (Sweden); 2007 (Scotland); 2006 (Germany); 2005 (Wales); and 2004 (England).

Matt Kuchar and **Gary Woodland** became the 17th different U.S. combination to win the World Cup and are the 24th and 25th different players from the U.S. to win the World Cup.

The U.S. birdied all four of the par-5s for the second round this week (first round). For the week, the U.S. squad was 10-under-par on the 12 par-5 holes, with 29 birdies vs. five bogeys on the week.

England's **Ian Poulter** and **Justin Rose** posted the low final round, a 9-under-par 63, thanks to a back-nine 31 that included an eagle on the par-4 16th hole. The 63 tied the second-best final round foursomes score since the World Cup

went to its current format in 2000. England moved from a tie for 15th to a tie for second, the largest jump of the final round.

Martin Kaymer and **Alex Cejka** (tied for second) yielded their best finish this week in their fourth OMEGA Mission Hills World Cup start together. The duo's best previous finish was fifth in 2008.

The Netherlands team of **Joost Luiten** and **Robert-Jan Derksen** birdied the last three holes to tie for fourth—the top showing by the country in its history. The performance capped a strong two weeks for Luiten, who won the Iskandar Johor Open at the Horizon Hills Golf Club in Johor, Malaysia a week earlier.

Once again, the 54-hole leader at the OMEGA Mission Hills World Cup (Ireland) was unable to close out a victory, as **Rory McIlroy** and **Graeme McDowell** tied for fourth. Not since 2003 (South Africa's **Rory Sabbatini** and **Trevor Immelman**) has a 54-hole leader gone on to win the event.

Spain's **Miguel Angel Jimenez**, competing in his 13th career World Cup with his eighth different partner, in **Alvaro Quiros**, tied for ninth at 19-under-par—with birdies on the two closing holes in the final round.

Edoardo Molinari and **Francesco Molinari** of Italy finished 17th in their attempt to become the first teammates to defend a World Cup title since the U.S. team of **Fred Couples** and **Davis Love III** won four consecutive years (1992-95).

Tournament Results

Pos	Player	Score					Earnings
		Rnd1	Rnd2	Rnd3	Rnd4	Total	
T1	Matt Kuchar	64	70	63	67	264/-24	1,200,000.00
T1	Gary Woodland	64	70	63	67	264/-24	1,200,000.00
T2	Alex Cejka	65	71	61	69	266/-22	512,500.00
T2	Martin Kaymer	65	71	61	69	266/-22	512,500.00
T2	Ian Poulter	66	69	68	63	266/-22	512,500.00
T2	Justin Rose	66	69	68	63	266/-22	512,500.00
T4	Robert-Jan Derksen	64	71	64	68	267/-21	166,250.00
T4	Stephen Gallacher	63	69	69	66	267/-21	166,250.00
T4	Richard Green	61	70	67	69	267/-21	166,250.00
T4	Brendan Jones	61	70	67	69	267/-21	166,250.00
T4	Martin Laird	63	69	69	66	267/-21	166,250.00
T4	Joost Luiten	64	71	64	68	267/-21	166,250.00
T4	Graeme McDowell	63	68	64	72	267/-21	166,250.00
T4	Rory McIlroy	63	68	64	72	267/-21	166,250.00
T8	Rhys Davies	67	69	65	67	268/-20	100,000.00
T8	Jamie Donaldson	67	69	65	67	268/-20	100,000.00

Continued on next page

Pos	Player	Score				Total	Earnings
		Rnd1	Rnd2	Rnd3	Rnd4		
T9	Kim Hyung sung	66	71	64	68	269/-19	67,500.00
T9	Miguel A Jimenez	65	69	68	67	269/-19	67,500.00
T9	Sung Joon Park	66	71	64	68	269/-19	67,500.00
T9	Alvaro Quiros	65	69	68	67	269/-19	67,500.00
T11	Brendon de Jonge	66	70	67	67	270/-18	52,500.00
T11	Bruce McDonald	66	70	67	67	270/-18	52,500.00
T12	Louis Oosthuizen	68	68	61	74	271/-17	48,000.00
T12	Charl Schwartzel	68	68	61	74	271/-17	48,000.00
T13	Gregory Bourdy	66	70	68	68	272/-16	40,500.00
T13	Anders Hansen	65	72	68	67	272/-16	40,500.00
T13	Raphael Jacquelin	66	70	68	68	272/-16	40,500.00
T13	Thorbjorn Olesen	65	72	68	67	272/-16	40,500.00
T13	Jose de Jesus Rodriguez	66	69	65	72	272/-16	40,500.00
T13	Oscar Serna	66	69	65	72	272/-16	40,500.00
T16	Mike Hendry	66	68	68	71	273/-15	37,000.00
T16	Gareth Paddison	66	68	68	71	273/-15	37,000.00
T17	Edoardo Molinari	67	69	64	74	274/-14	36,000.00
T17	Francesco Molinari	67	69	64	74	274/-14	36,000.00
T18	Kiradech Aphibarnrat	66	70	68	71	275/-13	34,500.00
T18	Thongchai Jaidee	66	70	68	71	275/-13	34,500.00
T18	WC Liang	68	68	68	71	275/-13	34,500.00
T18	Xin-jun Zhang	68	68	68	71	275/-13	34,500.00
T20	Tetsuji Hiratsuka	66	70	66	74	276/-12	32,000.00
T20	Yuta Ikeda	66	70	66	74	276/-12	32,000.00
T20	Florian Prigent	69	72	65	70	276/-12	32,000.00
T20	Hugo Santos	70	68	66	72	276/-12	32,000.00
T20	Ricardo Santos	70	68	66	72	276/-12	32,000.00
T20	Roland Steiner	69	72	65	70	276/-12	32,000.00
T23	Adilson da Silva	68	71	67	72	278/-10	29,500.00
T23	Lucas Lee	68	71	67	72	278/-10	29,500.00
T23	Camilo Villegas	65	76	64	73	278/-10	29,500.00
T23	Manuel Villegas	65	76	64	73	278/-10	29,500.00
T25	Robert Karlsson	66	74	66	73	279/-9	28,000.00
T25	Alexander Noren	66	74	66	73	279/-9	28,000.00
T26	Chih-Bing Lam	68	75	65	74	282/-6	27,000.00
T26	Mardan Mamat	68	75	65	74	282/-6	27,000.00
T27	Pablo Acuna	75	74	66	70	285/-3	26,000.00
T27	Jose Toledo	75	74	66	70	285/-3	26,000.00
T28	Nicolas Colsaerts	67	77	68	84	296/8	25,000.00
T28	Jerome Theunis	67	77	68	84	296/8	25,000.00

Tournament History

Year	Winner *-Playoff	Score	Runners Up	Score	Course	Location	Par Yardage
OMEGA Mission Hills World Cup							
2011	Matt Kuchar, Gary Woodland	264/-24		266	Mission Hills GC Hainan Island	Hainan Island, CHN	72/7,464
			Martin Kaymer Ian Poulter Justin Rose				
2009	Edoardo Molinari, Francesco Molinari	259		260	Mission Hills GC - Olazabal	Shenzhen, CHN	72/7,356
			Graeme McDowell Rory McIlroy Henrik Stenson				
2008	Robert Karlsson, Henrik Stenson	261/-27		264	Mission Hills GC - Olazabal	Shenzhen, CHN	72/7,251
			Pablo Larrazabal				
2007	Colin Montgomerie, Marc Warren	263		263	Mission Hills GC - Olazabal	Shenzhen, CHN	72/7,251
			Boo Weekley				
World Golf Championships-Barbados World Cup							
2006	Bernhard Langer, Marcel Siem*	268/-16		268	The Country Club Course	St. James, BAR	71/7,069
			Marc Warren				
World Golf Championships-Algarve World Cup in Portugal							
2005		189		191	Victoria Clube de Golfe	Vilamoura, Algarve, POR	72/7,177

Continued on next page

Year	Winner *-Playoff	Score	Runners Up	Score	Course	Location	Par Yardage
World Golf Championships-World Cup							
2004		257	David Howell Niclas Fasth Henrik Stenson	258	Real Club de Golf de Sevilla	Seville, ESP	72/7,134
2003		275/-13	Miguel A. Jimenez	279	Kiawah Island Resort (Ocean)	Kiawah, SC	72/7,443
World Golf Championships-EMC World Cup							
2002		252/-36	United States David Toms	254	Vista Vallarta	Puerto Vallarta, MEX	72/7,057
2001	*	264/-24	Soren Hansen Michael Campbell David Smail David Duval Tiger Woods	264	The Taiheiyo Club	Gotemba City, JPN	72/7,247
2000	United States	254/-34	Eduardo Romero	257	Buenos Aires Golf Club	Buenos Aires, ARG	72/6,939
The World Cup of Golf							
1999	Mark O'Meara, Tiger Woods	282/- 2	Santiago Luna	273	Mines Resort and Golf Club		71/NA
1998	David Carter, Nick Faldo	288/- 4	Miguel Angel Martin Massimo Florioli Costantino Rocca	280	Gulf Harbour CC		73/NA
1997	Padraig Harrington, Paul McGinley	273/-15	Colin Montgomerie	284	The Ocean Course		72/6,833
1996	Ernie Els, Wayne Westner	272/-16	Raymond Russell Steve Jones Tom Lehman	283	Erinvale GC		72/6,404
World Cup Golf by Heineken							
1995	Fred Couples, Davis Love III	276/-12	Robert Allenby	278	ITPC Mission Hills GC		72/7,102
1994	Fred Couples, Davis Love III	265/-23	Brett Ogle Tony Johnstone Mark McNulty	272	Hyatt Dorado Beach Resort		72/NA



Chevron World Challenge

TIGER WOODS FOUNDATION



Winner: Tiger Woods
\$1,200,000.00
69-67-73-69 278 (-10)

Thousand Oaks, CA
December 01-04

Purse: \$5,000,000

Course: Sherwood CC | 36-36-72/ 7,023

Round 1	Round 2	Round 3
K.J. Choi - 66 (-6)	Tiger Woods - 136 (-8)	Zach Johnson - 208 (-8)
Steve Stricker - 69 (-3)	K.J. Choi - 139 (-5)	Tiger Woods - 209 (-7)
Tiger Woods - 69 (-3)	Matt Kuchar - 139 (-5)	K.J. Choi - 211 (-5)
Rickie Fowler - 71 (-1)	Zach Johnson - 140 (-4)	Matt Kuchar - 213 (-3)
Jim Furyk - 71 (-1)	Hunter Mahan - 140 (-4)	Hunter Mahan - 213 (-3)
Nick Watney - 71 (-1)		Gary Woodland - 213 (-3)

Cut: No cut. All 18 players completed 72 holes.

Weather: Thursday: Partly cloudy and breezy. Winds NNE at 10-20 mph, with gusts to 35 mph. High of 64. Friday: Partly cloudy and breezy. Winds NNE shifting to WSW at 10-15 mph, with gusts to 20 mph. High of 64. Saturday: Sunny and windy. Winds NNE at 15-25 mph, with gusts to 35 mph. High of 64. Sunday: Sunny, cool and breezy. Winds NW at 10-15 mph. High of 61.

Tournament Record:
266 - Tiger Woods (2007), Davis Love III (2000)
Current Course Record:
63 - Sherwood CC - Michael Campbell (2005)

Tournament-host **Tiger Woods** carded a 3-under 69 on Sunday, including birdies on his final two holes, for a one-stroke win over **Zach Johnson** (71) at the Chevron World Challenge. The victory comes in his 27th start worldwide since his last win at the 2009 Australian Masters.

Tiger Woods now owns five wins at the Chevron World Challenge (2001, 2004, 2006, 2007, 2011). The only other multiple winner of the event is **Davis Love III** (2000, 2003).

Four of **Tiger Woods'** five wins at the Chevron World Challenge have been in come-from-behind fashion, with 2007 the exception. He entered the final round in 2011 one stroke behind **Zach Johnson**.

In 2010, **Tiger Woods** held a four-stroke lead over **Graeme McDowell** after the second and third rounds of the Chevron World Challenge before finishing runner-up. With his 2011 victory, he owns nine top-two finishes in 11 starts at the event. He finished 10th in 1999 and tied for 14th in 2005.

With 54-hole leader **Zach Johnson** failing to win in 2011, the third-round leader/co-leader has won the Chevron World Challenge just once in the last eight seasons (**Tiger Woods** in 2007). In the 13 playings of the event, the third-round leader/co-leader has gone on to win four times: (**Tom Lehman** in 1999, **Pdraig Harrington** in 2002, **Davis Love III** in 2003 and Woods).

The 2011 runner-up finish is the second of **Zach Johnson's** career at the Chevron World Challenge (2007 and 2011). He also added a tie for fifth (2009) and a tie for ninth (2010) to round out his four starts at the Chevron.

Paul Casey's remarkable run at the 2011 Chevron World Challenge included an opening-round, 7-over 79 (was last in the 18-player field), followed by rounds of 67-68-69 to finish solo-third for the second-consecutive season. In six starts at Chevron, he has enjoyed his best finishes in 2010 (third), 2011 (third) and 2006 (tied for fifth), with three 11th-place finishes sandwiched in between.

Tournament Results

Pos	Player	Score				Total	Earnings
		Rnd1	Rnd2	Rnd3	Rnd4		
1	Tiger Woods	69	67	73	69	278/-10	1,200,000.00
2	Zach Johnson	73	67	68	71	279/-9	650,000.00
3	Paul Casey	79	68	67	69	283/-5	400,000.00
T4	Matt Kuchar	72	67	74	71	284/-4	262,500.00
T4	Hunter Mahan	72	68	73	71	284/-4	262,500.00
T6	Rickie Fowler	71	70	75	71	287/-1	196,250.00
T6	Jim Furyk	71	74	73	69	287/-1	196,250.00
T6	Martin Laird	77	74	66	70	287/-1	196,250.00
T6	Bubba Watson	75	70	70	72	287/-1	196,250.00
T10	Bo Van Pelt	74	72	71	71	288/E	177,500.00
T10	Gary Woodland	73	70	70	75	288/E	177,500.00
12	K.J. Choi	66	73	72	78	289/1	170,000.00

Continued on next page

Pos	Player	Score				Total	Earnings
		Rnd1	Rnd2	Rnd3	Rnd4		
T13	Bill Haas	78	69	69	74	290/2	162,500.00
T13	Webb Simpson	73	79	68	70	290/2	162,500.00
15	Jason Day	74	68	77	72	291/3	155,000.00
16	Steve Stricker	69	76	73	74	292/4	150,000.00
17	Keegan Bradley	76	75	74	73	298/10	145,000.00
18	Nick Watney	71	78	73	77	299/11	140,000.00

Tournament History

Year	Winner *-Playoff	Score	Runners Up	Score	Course	Location	Par Yardage
Chevron World Challenge							
2011	Tiger Woods	278/-10	Zach Johnson	279	Sherwood CC	Thousand Oaks, CA	72/7,023
2010	Graeme McDowell*	272/-16	Tiger Woods	272	Sherwood CC	Thousand Oaks, CA	72/7,023
2009	Jim Furyk	275/-13	Graeme McDowell	276	Sherwood CC	Thousand Oaks, CA	72/7,023
Chevron World Challenge presented by Bank of America							
2008	Vijay Singh	277/-11	Steve Stricker	278	Sherwood CC	Thousand Oaks, CA	72/7,027
Target World Challenge							
2007	Tiger Woods	266/-22	Zach Johnson	273	Sherwood CC	Thousand Oaks, CA	72/7,064
Target World Challenge presented by Countrywide							
2006	Tiger Woods	272/-16	Geoff Ogilvy	276	Sherwood CC	Thousand Oaks, CA	72/7,064
2005	Luke Donald	272/-16	Darren Clarke	274	Sherwood CC	Thousand Oaks, CA	72/7,053
Target World Challenge							
2004	Tiger Woods	268/-16	Padraig Harrington	270	Sherwood CC	Thousand Oaks, CA	71/6,988
Target World Challenge presented by Williams							
2003	Davis Love III	277/-11	Tiger Woods	279	Sherwood CC	Thousand Oaks, CA	72/7,025
2002	Padraig Harrington	268/-20	Tiger Woods	270	Sherwood CC	Thousand Oaks, CA	72/7,025
Williams World Challenge							
2001	Tiger Woods	273/-15	Vijay Singh	276	Sherwood CC	Thousand Oaks, CA	72/7,025
2000	Tom Lehman	267/-13	David Duval	270	Grayhawk Golf Club	Scottsdale, AZ	70/7,036
2000	Davis Love III	266	Tiger Woods	268	Sherwood CC	Thousand Oaks, CA	72/7,025



PGA TOUR Qualifying Tournament



Winner: Brendon Todd
\$50,000.00
71-68-69-71-68-68 415 (-17)

La Quinta, CA
November 30-December 05

Purse: \$1,057,500

Course: Jack Nicklaus Tourn. Course | 36-36-72/ 7,204
PGA West Stadium Course | 36-36-72/ 7,300

Round 1	Round 2	Round 3	Round 4
Will Claxton - 64 (-8)	Will Claxton - 134 (-10)	Will Claxton - 203 (-13)	Will Claxton - 273 (-15)
Daniel Summerhays - 64 (-8)	Harris English - 135 (-9)	Bobby Gates - 205 (-11)	Marco Dawson - 275 (-13)
Sang-Moon Bae - 65 (-7)	Matt Jones - 135 (-9)	Matt Jones - 205 (-11)	Harris English - 277 (-11)
Billy Hurley III - 65 (-7)	Billy Hurley III - 136 (-8)	Seung-yul Noh - 205 (-11)	Seung-yul Noh - 277 (-11)
William McGirt - 65 (-7)	Bobby Gates - 137 (-7)	Billy Hurley III - 206 (-10)	Bobby Gates - 278 (-10)
Vaughn Taylor - 65 (-7)	Alexandre Rocha - 137 (-7)	Vaughn Taylor - 206 (-10)	Brendon Todd - 279 (-9)
Brendon Todd - 71 (-1)	Daniel Summerhays - 137 (-7)	Brendon Todd - 208 (-8)	
	Vaughn Taylor - 137 (-7)		
	Brendon Todd - 139 (-5)		

Weather: Wednesday: Partly cloudy and breezy. Winds NNE at 10-20 mph, with gusts to 35 mph. High of 64. Thursday: Partly cloudy, with a high of 66. Winds NW at 20-30 mph, with a high gust of 38 mph. Friday: Partly cloudy. High in the mid-60s. Winds light and variable. Saturday: Partly cloudy, with a high of 63. Winds NW at 15-20 mph, gusting to 28 mph. Sunday: Partly cloudy, with a high of 63. Winds NW 15-20 mph, gusting to 28 mph. Monday: Mostly sunny, with a high of 64. Winds NW 7-15 mph.

Tournament Record:
352 - Jimmy Johnston (1996), Allen Doyle (1996)
Current Course Record:
59 - Jack Nicklaus Tourn. Course - Harrison Frazar (2008)

Tournament Course Record:
59 - Jonathan Fricke (2008)

Seven pre-qualifiers, along with 13 first- and six second-stage regionals were held to reduce the field. A total of 173 players advanced to the final qualifying stage, which consisted of six rounds with no cut.

The top-25 players and ties (a total of 29 players) received 2012 PGA TOUR cards. The next nearest-number-to-50 players earned fully-exempt Nationwide Tour cards for the first 10 events in 2012, and the remainder of the field received conditional Nationwide Tour status.

Seven players advanced to the final stage by qualifying through the first-three stages (pre-qualifier, first and second stage); **Gator Todd, Glenn Northcutt, Wes Roach, Erik Flores, Jess Schutte, Travis Wadkins and Paul Haley.**

None earned their TOUR cards.

A total of 513 players teed off in the seven pre-qualifiers and competed for 258 spots (and ties).

A total of 969 players teed off in the 13 first-stage qualifiers and competed for 284 spots (and ties).

A total of 450 players teed off in the six second-stage qualifiers and competed for 122 spots (and ties).

A total of 39 players were exempt into the final stage of the tournament.

Tournament Results

Pos	Player	Score						Earnings	
		Rnd1	Rnd2	Rnd3	Rnd4	Rnd5	Rnd6		Total
1	Brendon Todd	71	68	69	71	68	68	415/-17	50,000.00
2	Stephen Gangluff	72	72	64	71	67	70	416/-16	40,000.00
T3	Bobby Gates	67	70	68	73	73	66	417/-15	32,500.00
T3	Seung-yul Noh	69	72	64	72	73	67	417/-15	32,500.00
T5	Tommy Biershenk	70	70	68	73	69	68	418/-14	25,833.34
T5	Jarrold Lyle	68	72	68	73	68	69	418/-14	25,833.33
T5	Vaughn Taylor	65	72	69	73	70	69	418/-14	25,833.33
T8	Marco Dawson	73	68	67	67	68	76	419/-13	25,000.00
T8	Bob Estes	67	73	69	74	69	67	419/-13	25,000.00
T8	Brian Harman	69	71	67	74	68	70	419/-13	25,000.00
T11	Sang-Moon Bae	65	76	69	75	69	66	420/-12	25,000.00
T11	Kevin Kisner	67	71	71	75	69	67	420/-12	25,000.00
T13	Charlie Beljan	70	73	66	73	68	71	421/-11	25,000.00
T13	Roberto Castro	71	71	68	72	70	69	421/-11	25,000.00
T13	Harris English	68	67	72	70	70	74	421/-11	25,000.00

Continued on next page

Pos	Player	Score						Total	Earnings
		Rnd1	Rnd2	Rnd3	Rnd4	Rnd5	Rnd6		
T13	Jeff Maggert	66	72	72	75	66	70	421/-11	25,000.00
T13	William McGirt	65	73	70	73	71	69	421/-11	25,000.00
T18	Will Claxton	64	70	69	70	76	73	422/-10	25,000.00
T18	Scott Dunlap	70	72	71	70	71	68	422/-10	25,000.00
T18	Edward Loar	67	73	73	70	67	72	422/-10	25,000.00
T18	Greg Owen	70	73	73	69	70	67	422/-10	25,000.00
T18	Patrick Sheehan	73	75	70	71	66	67	422/-10	25,000.00
T18	Daniel Summerhays	64	73	72	74	68	71	422/-10	25,000.00
T24	Mark Anderson	66	72	74	72	70	69	423/-9	25,000.00
T24	Richard H Lee	72	74	66	78	65	68	423/-9	25,000.00
T24	Alexandre Rocha	67	70	75	70	69	72	423/-9	25,000.00
T27	Nathan Green	74	74	67	70	73	66	424/-8	25,000.00
T27	John Huh	72	76	65	74	69	68	424/-8	25,000.00
T27	Colt Knost	69	72	71	72	68	72	424/-8	25,000.00
T30	Derek Fathauer	69	72	71	73	67	73	425/-7	5,000.00
T30	Erik Flores	69	75	70	76	67	68	425/-7	5,000.00
T30	Jason Gore	73	74	69	73	69	67	425/-7	5,000.00
T30	Jim Herman	75	70	68	76	69	67	425/-7	5,000.00
T30	Kent Jones	68	72	68	76	71	70	425/-7	5,000.00
T30	Scott Parel	71	72	71	70	67	74	425/-7	5,000.00
T30	Tag Ridings	68	73	69	74	70	71	425/-7	5,000.00
T30	Ryan Yip	68	78	70	67	73	69	425/-7	5,000.00
T38	Brad Adamonis	73	72	66	72	73	70	426/-6	5,000.00
T38	Brian Anderson	69	71	73	73	70	70	426/-6	5,000.00
T38	Shane Bertsch	67	71	74	76	67	71	426/-6	5,000.00
T38	Steven Bowditch	66	73	74	73	69	71	426/-6	5,000.00
T38	Brad Fritsch	72	67	69	78	71	69	426/-6	5,000.00
T38	Mathias Gronberg	67	76	70	74	70	69	426/-6	5,000.00
T38	Lee Janzen	71	75	68	71	71	70	426/-6	5,000.00
T38	Matt Jones	67	68	70	78	68	75	426/-6	5,000.00
T38	Steve LeBrun	71	70	73	74	70	68	426/-6	5,000.00
T38	Luke List	69	77	67	71	72	70	426/-6	5,000.00
T38	Rob Oppenheim	76	71	68	74	69	68	426/-6	5,000.00
T38	Andrew Svoboda	70	73	72	74	66	71	426/-6	5,000.00
T38	Hudson Swafford	74	71	70	73	65	73	426/-6	5,000.00
T51	Reid Edstrom	72	71	69	78	63	74	427/-5	5,000.00
T51	Roland Thatcher	68	73	70	76	72	68	427/-5	5,000.00
T51	Chris Wilson	69	77	69	74	70	68	427/-5	5,000.00
T54	Stuart Anderson	70	70	71	73	73	71	428/-4	5,000.00
T54	D.J. Brigman	72	72	71	74	70	69	428/-4	5,000.00
T54	Paul Haley II	71	70	67	74	74	72	428/-4	5,000.00
T54	Mike Lavery	67	77	71	74	71	68	428/-4	5,000.00
T54	James Sacheck	67	78	68	72	74	69	428/-4	5,000.00
T54	Shawn Stefani	72	75	66	71	69	75	428/-4	5,000.00
T54	Boo Weekley	74	72	68	78	67	69	428/-4	5,000.00
T54	Ron Whittaker	68	75	68	71	74	72	428/-4	5,000.00
T54	Will Wilcox	68	75	70	71	71	73	428/-4	5,000.00
T63	Jason Allred	73	70	71	72	70	73	429/-3	5,000.00
T63	Jeff Cuzzort	71	72	69	77	70	70	429/-3	5,000.00
T63	Billy Hurley III	65	71	70	74	73	76	429/-3	5,000.00
T63	Corey Nagy	70	71	71	75	72	70	429/-3	5,000.00
T63	Dicky Pride	67	72	70	75	70	75	429/-3	5,000.00
T63	Jim Renner	69	73	74	75	69	69	429/-3	5,000.00
T63	Oscar Serna	75	68	72	72	71	71	429/-3	5,000.00
T63	Nicholas Thompson	70	71	70	78	70	70	429/-3	5,000.00
T63	Omar Uresti	70	73	75	74	66	71	429/-3	5,000.00
T72	Alex Aragon	70	74	69	77	71	69	430/-2	5,000.00
T72	Ben Briscoe	68	76	70	75	67	74	430/-2	5,000.00
T72	David Duval	72	72	73	73	68	72	430/-2	5,000.00
T72	Jeff Gove	71	72	71	73	74	69	430/-2	5,000.00
T72	Justin Hicks	73	71	68	75	73	70	430/-2	5,000.00
T72	Philip Pettitt, Jr.	74	75	66	76	66	73	430/-2	5,000.00
T72	Anthony Rodriguez	71	78	69	79	64	69	430/-2	5,000.00
T72	Chris Tidland	71	74	65	78	69	73	430/-2	5,000.00
T72	Tim Wilkinson	70	74	75	72	70	69	430/-2	5,000.00
T72	Lee Williams	69	78	67	76	66	74	430/-2	5,000.00
T82	Steve Allan	71	74	69	74	74	69	431/-1	5,000.00
T82	John Chin	73	69	74	69	73	73	431/-1	5,000.00
T82	Alex Coe	73	68	72	76	71	71	431/-1	5,000.00
T82	Matt Davidson	68	75	67	77	70	74	431/-1	5,000.00
T82	Christopher DeForest	74	74	67	76	70	70	431/-1	5,000.00

Continued on next page

Pos	Player	Score						Total	Earnings
		Rnd1	Rnd2	Rnd3	Rnd4	Rnd5	Rnd6		
T82	Martin Flores	69	78	69	74	71	70	431/-1	
T82	Tom Hoge	73	73	76	70	66	73	431/-1	
T82	Bronson La'Cassie	76	76	67	68	71	73	431/-1	
T82	Troy Merritt	70	69	74	77	68	73	431/-1	
T82	Wes Roach	71	75	67	71	73	74	431/-1	
T82	Peter Tomasulo	72	74	74	71	67	73	431/-1	
T93	Andy Bare	68	74	69	73	75	73	432/E	
T93	Clark Dennis	67	77	73	74	69	72	432/E	
T93	Bob May	70	71	68	72	78	73	432/E	
T93	Shaun Micheel	67	75	74	71	76	69	432/E	
T93	Aaron Watkins	68	79	67	75	72	71	432/E	
T93	Dean Wilson	67	71	71	73	76	74	432/E	
T93	Andy Winings	70	77	71	72	69	73	432/E	
T100	Adam Hadwin	70	69	70	76	75	73	433/1	
T100	Adam Long	72	69	70	76	70	76	433/1	
T100	Robert Streb	73	78	63	77	67	75	433/1	
T103	Josh Broadaway	70	70	72	78	73	71	434/2	
T103	Craig Hocknull	69	74	72	76	68	75	434/2	
T103	Billy Horschel	70	71	72	74	76	71	434/2	
T103	Fernando Mechereffe	73	71	71	75	69	75	434/2	
T103	Martin Piller	75	73	70	74	66	76	434/2	
T103	Darron Stiles	70	76	69	72	70	77	434/2	
T109	Bio Kim	67	77	70	75	72	74	435/3	
T109	Sam Saunders	68	74	72	72	77	72	435/3	
T111	James Love	68	74	74	77	71	72	436/4	
T111	Richard Scott	71	71	78	77	69	70	436/4	
T111	Brady Stockton	71	72	69	79	72	73	436/4	
T111	Brent Witcher	75	75	69	77	70	70	436/4	
T115	Zack Byrd	72	74	73	77	68	73	437/5	
T115	Glen Day	76	72	70	79	68	72	437/5	
T115	Bob Heintz	70	71	76	76	69	75	437/5	
T115	David Lingmerth	69	75	70	78	71	74	437/5	
T115	James Nitties	70	74	69	78	70	76	437/5	
T120	Rich Beem	72	72	67	80	74	73	438/6	
T120	Jimmy Lytle	72	80	67	78	72	69	438/6	
T120	Andy Pope	71	75	72	79	73	68	438/6	
T120	Gator Todd	71	70	74	76	71	76	438/6	
T120	Travis Wadkins	71	76	70	74	72	75	438/6	
T125	Doug Barron	69	75	70	78	77	70	439/7	
T125	Benoit Beisser	74	76	72	74	71	72	439/7	
T125	Dan Buchner	69	74	71	79	72	74	439/7	
T125	Tim Petrovic	73	80	72	72	68	74	439/7	
T129	Guy Boros	71	74	73	76	72	74	440/8	
T129	Paul Claxton	73	69	73	76	74	75	440/8	
T129	Will Dodson	69	74	69	77	74	77	440/8	
T129	Brendan Gielow	73	74	74	71	75	73	440/8	
T129	Matt Hendrix	68	76	76	80	69	71	440/8	
T129	Andrew Johnson	69	78	75	74	72	72	440/8	
T129	Jesse Schutte	69	74	74	78	70	75	440/8	
T129	Scott Sterling	72	71	72	79	71	75	440/8	
T137	Daniel Chopra	70	74	71	76	73	77	441/9	
T137	Brian Duncan	78	74	68	77	68	76	441/9	
T139	Carlos Franco	76	73	73	78	65	77	442/10	
T139	Robert Gamez	73	77	73	73	71	75	442/10	
T139	Matt Harmon	73	80	77	77	64	71	442/10	
T139	Clayton Rask	67	76	68	82	78	71	442/10	
T139	Brian Smock	72	77	71	76	74	72	442/10	
T144	Jeff Corr	71	76	71	72	75	78	443/11	
T144	Jose Toledo	70	79	69	77	74	74	443/11	
146	Richard T Lee	76	78	70	75	77	68	444/12	
T147	Len Mattiace	73	75	72	82	72	72	446/14	
T147	Glenn Northcutt	75	74	72	81	70	74	446/14	
T149	Chip Deason	73	79	73	82	72	68	447/15	
T149	Johnny DelPrete	72	82	70	80	72	71	447/15	
T149	Andrew Matthews	76	76	69	76	72	78	447/15	
T152	Jimmy Brandt	73	74	72	79	74	77	449/17	
T152	Mitchell Gillis	75	73	75	77	72	77	449/17	
T152	Scott McCarron	68	75	75	82	70	79	449/17	
T155	Brad Benjamin	70	79	73	76	77	75	450/18	
T155	Brian Prouty	77	77	74	73	73	76	450/18	
157	Eric Onesi	71	79	74	76	73	80	453/21	

Continued on next page

Pos	Player	Score							Earnings
		Rnd1	Rnd2	Rnd3	Rnd4	Rnd5	Rnd6	Total	
158	Ty Tryon	78	70	71	81	78	76	454/22	
159	Sean Shahi	70	78	76	80	77	79	460/28	
160	Hampton Ballard	75	83	72	82	76	76	464/32	

The following players failed to complete the tournament: **W/D** – Tommy Armour III, Steve Flesch, Fabian Gomez, Zack Miller, Richard S Johnson, Brett Wetterich, Camilo Benedetti, Cliff Kresge, Nate Smith, Andre Stolz, Matt McQuillan, Brenden Pappas, Marc Turnesa ;

Tournament History

Year	Winner *-Playoff	Score	Runners Up	Score	Course	Location	Par Yardage
PGA TOUR Qualifying Tournament							
2011	Brendon Todd	415/-17	Stephen Gangluff	416	Jack Nicklaus Tourn. Course PGA West Stadium Course	La Quinta, CA La Quinta, CA	72/7,204 72/7,300
2010	Billy Mayfair	411/-18	Ben Martin William McGirt	412	Panther Lake Course Crooked Cat Course	Winter Garden, FL Winter Garden, FL	71/7,223 72/7,493
2009	Troy Merritt	410/-22	Jeff Maggert	411	Lakes at Bear Lakes CC Links at Bear Lakes CC	West Palm Beach, FL West Palm Beach, FL	72/7,076 72/7,392
2008	Harrison Frazier	400/-32	Derek Fathauer James Nitties	408	PGA West Stadium Course Jack Nicklaus Tourn. Course	La Quinta, CA La Quinta, CA	72/7,300 72/7,204
2007	Frank Lickliter II	403/-29	Brett Rumford	407	Crooked Cat Course Panther Lake Course	Winter Garden, FL Winter Garden, FL	72/7,493 72/7,350
2006	George McNeill	409/-23	Robert Garrigus	414	PGA West Stadium Course Jack Nicklaus Tourn. Course	La Quinta, CA La Quinta, CA	72/7,268 72/7,204
2005	J.B. Holmes	408/-24	Alex Cejka	411	Panther Lake Course Crooked Cat Course	Winter Garden, FL Winter Garden, FL	72/7,357 72/7,460
2004	Brian Davis	415/-17	Rob Rashell	416	PGA West Stadium Course Jack Nicklaus Tourn. Course	La Quinta, CA La Quinta, CA	72/7,300 72/7,204
2003	Mathias Gronberg	412/-20	Danny Ellis	414	Panther Lake Course Crooked Cat Course	Winter Park, FL Winter Park, FL	72/7,357 72/7,460
2002	Jeff Brehaut	416/-16	Chris Anderson Alex Cejka James H. McLean	417	TPC Stadium Course Jack Nicklaus Tourn. Course	La Quinta, CA La Quinta, CA	72/7,234 72/7,204
2001	Pat Perez	405/-27	Bob Burns Pete Jordan Kenneth Staton	406	Bear Lakes CC (Lakes Course) Bear Lakes CC (Links Course)	West Palm Beach, FL West Palm Beach, FL	72/7,076 72/6,986
2000	Steve Allan	400/-32	David Morland IV Brian Wilson	402	Nicklaus Tournament Course Nicklaus Private Course	La Quinta, CA La Quinta, CA	72/7,204 72/6,951
1999	Blaine McCallister	401/-19	Ben Bates Neal Lancaster Sean Murphy David Peoples Jay Williamson	403	Doral GR&S (Gold Course) Doral GR&S (Silver Course)	Miami, FL Miami, FL	70/6,602 70/6,523
1998	Mike Weir	408/-24	Jonathan Kaye Deane Pappas	411	The Weiskopf Course @ PGA West The Dunes @ La Quinta	La Quinta, CA La Quinta, CA	72/7,164 72/6,747
1997	Scott Verplank	407/-22	Blaine McCallister	413	Grenelefe Resort (West) Grenelefe Resort (South)	Haines City, FL Haines City, FL	72/7,301 71/6,717
1996	Allen Doyle*	352/- 8	Jimmy Johnston	352	La Purisima GC Sandpiper GC	Lompoc, CA Goleta, CA	72/7,105 72/7,068
1995	Carl Paulson	409/-23	Steve Hart Omar Uresti	410	Bear Lakes CC (Links Course) Bear Lakes CC (Lakes Course)	West Palm Beach, FL West Palm Beach, FL	72/6,962 72/7,062
1994	Woody Austin	414/-18	Eduardo Romero	418	Grenelefe Resort (West) Grenelefe Resort (South)	Haines City, FL Haines City, FL	72/7,325 71/6,869
1993	Ty Armstrong*	415/-17	Robin Freeman Dave Stockton Jr.	415	PGA West(Jack Nicklaus Course) LaQuinta G&TR (Dunes Course)	La Quinta, CA La Quinta, CA	72/7,126 72/NA
1992	Skip Kendall, Massy Kuramoto, Perry Moss, Brett Ogle, Neale Smith	423/- 9			TPC Woodlands	The Woodlands, TX	72/7,042
1991	Mike Standly	412/-17	Carl Cooper	415	Grenelefe Resort	Haines City, FL	72/7,150
1990	Duffy Waldorf	413/-19	John Inman	415	PGA West	La Quinta, CA	72/6,931
1989	David Peoples	420/-12	Tommy Moore	421	TPC Woodlands	The Woodlands, TX	72/7,042
1988	Robin Freeman	419/-13	Brad Bryant	420	PGA West	La Quinta, CA	72/6,931
1987	John Huston	421/-11	Jim Hallet	422	Pine Lakes CC	Palm Coast, FL	72/6,985
1986	Steve Jones	415/-17	Steve Elkington	419	PGA West	La Quinta, CA	72/7,271
1985	Tom Sieckmann	416/-13	Tom Pernice Jr.	417	Grenelefe Resort	Haines City, FL	72/7,325

FRANKLIN TEMPLETON®

Shootout

Franklin Templeton Shootout



Naples, FL
December 09-11

Purse: \$3,000,000

Course: Tiburon GC | 36-36-72/ 7,288

Weather: Friday: High in the mid-70s and ENE winds at 5-10 mph. Saturday: Partly to mostly cloudy, with a high in the low 80s and NW winds at 6-12 mph. Sunday: Mostly cloudy and breezy, with brief afternoon showers. Highs near 80 and ENE winds at 10-15 mph, with gusts to 20 mph.

**Winner: Keegan Bradley,
Brendan Steele**
\$750,000.00
63-62-59 184 (-32)

The team of **Keegan Bradley** and **Brendan Steele** became the first rookie team to win the Franklin Templeton Shootout. The pair finished with a 54-hole total of 32-under-par 184, just shy of the lowest 54-hole score at the current site, 183, by **Brad Faxon** and **Scott McCarron** (2001).

The winning three-stroke margin was the largest since 2008 when **Kenny Perry** and **Scott Hoch** won by four strokes over **J.B. Holmes** and **Boo Weekley**.

Mark Calcavecchia's second-place finish (with **Nick Price**) marked the eighth time in his career he has posted a top-five finish at the Franklin Templeton Shootout. He is second in that category on the all-time list behind **Mark O'Meara's** nine.

Tournament host **Greg Norman** and his partner, **Scott McCarron**, finished 11th.

Tournament Results

Pos	Player	Score				Earnings
		Rnd1	Rnd2	Rnd3	Total	
T1	Keegan Bradley	63	62	59	184/-32	375,000.00
T1	Brendan Steele	63	62	59	184/-32	375,000.00
T2	Mark Calcavecchia	63	63	61	187/-29	187,500.00
T2	Nick Price	63	63	61	187/-29	187,500.00
T2	Rory Sabbatini	67	60	60	187/-29	187,500.00
T2	Jhonattan Vegas	67	60	60	187/-29	187,500.00
T4	Charles Howell III	68	62	58	188/-28	102,500.00
T4	Jerry Kelly	64	65	59	188/-28	102,500.00
T4	Justin Leonard	68	62	58	188/-28	102,500.00
T4	Steve Stricker	64	65	59	188/-28	102,500.00
T6	Chad Campbell	68	63	59	190/-26	81,875.00
T6	Stewart Cink	70	62	58	190/-26	81,875.00
T6	Chris DiMarco	68	63	59	190/-26	81,875.00
T6	Rickie Fowler	65	63	62	190/-26	81,875.00
T6	Kenny Perry	67	62	61	190/-26	81,875.00
T6	Scott Stallings	67	62	61	190/-26	81,875.00
T6	Bo Van Pelt	70	62	58	190/-26	81,875.00
T6	Camilo Villegas	65	63	62	190/-26	81,875.00
T10	Jason Dufner	66	64	61	191/-25	75,000.00
T10	Sean O'Hair	66	64	61	191/-25	75,000.00
T11	Scott McCarron	69	62	61	192/-24	72,500.00
T11	Greg Norman	69	62	61	192/-24	72,500.00
T12	Anthony Kim	67	63	63	193/-23	70,000.00
T12	Webb Simpson	67	63	63	193/-23	70,000.00

Tournament History

Year	Winner *-Playoff	Score	Runners Up	Score	Course	Location	Par Yardage
Franklin Templeton Shootout							
2011	Keegan Bradley, Brendan Steele	184/-32	Mark Calcavecchia Nick Price Rory Sabbatini Jhonattan Vegas	187	Tiburon GC	Naples, FL	72/7,288
The Shark Shootout							
2010	Dustin Johnson, Ian Poulter	186/-30	Darren Clarke Graeme McDowell	188	Tiburon GC	Naples, FL	72/7,288
2009	Jerry Kelly, Steve Stricker	190	Chad Campbell Tim Clark J.B. Holmes Justin Leonard Kenny Perry Scott Verplank	191	Tiburon GC	Naples, FL	72/7,288
Merrill Lynch Shootout							
2008	Scott Hoch, Kenny Perry	185/-31	J.B. Holmes Boo Weekley	189	Tiburon GC	Naples, FL	72/7,288
2007	Woody Austin, Mark Calcavecchia	187	Greg Norman Bubba Watson	188	Tiburon GC	Naples, FL	72/7,288
2006	Jerry Kelly, Rod Pampling*	185	Justin Leonard Scott Verplank	185	Tiburon GC	Naples, FL	72/7,288
Franklin Templeton Shootout							
2005	John Huston, Kenny Perry	186	Fred Couples Adam Scott	187	Tiburon GC	Naples, FL	72/7,288
2004	Hank Kuehne, Jeff Sluman	187	Steve Flesch Justin Leonard	189	Tiburon GC	Naples, FL	72/7,288
2003	Hank Kuehne, Jeff Sluman*	193/-23	Chad Campbell Brad Faxon Scott McCarron Shaun Micheel	193	Tiburon GC	Naples, FL	72/7,288
2002	Lee Janzen, Rocco Mediate	185/-31	David Gossett John Huston Matt Kuchar Jeff Maggert	186	Tiburon GC	Naples, FL	72/7,288
2001	Brad Faxon, Scott McCarron	183/-33	John Daly Frank Lickliter II	185	Tiburon GC	Naples, FL	72/7,277
2000	Brad Faxon, Scott McCarron		Carlos Franco Scott Hoch		Doral Resort & Spa	Miami, FL	72/7,171
Franklin Templeton Shark Shootout							
1999	Fred Couples, David Duval		Scott Hoch Scott McCarron		Sherwood CC	Thousand Oaks, CA	72/7,025
1998	Steve Elkington, Greg Norman		John Cook Peter Jacobsen		Sherwood CC	Thousand Oaks, CA	72/7,025
1997	Bruce Lietzke, Scott McCarron	186	David Duval Scott Hoch	188	Sherwood CC	Thousand Oaks, CA	72/7,025
1996	Jay Haas, Tom Kite	187/-29	Hale Irwin Lee Janzen Craig Stadler Lanny Wadkins	189	Sherwood CC	Thousand Oaks, CA	72/7,025
1995	Mark Calcavecchia, Steve Elkington	183/-33	Chip Beck Lee Janzen	185	Sherwood CC	Thousand Oaks, CA	72/7,025
Franklin Funds Shark Shootout							
1994	Fred Couples, Brad Faxon	190/-26	Mark O'Meara Curtis Strange	192	Sherwood CC	Thousand Oaks, CA	72/7,025
1993	Steve Elkington, Raymond Floyd	188/-28	Mark Calcavecchia Brad Faxon Hale Irwin Tom Kite Bruce Lietzke Davis Love III Mark O'Meara Curtis Strange	189	Sherwood CC	Thousand Oaks, CA	72/7,025
1992	Tom Kite, Davis Love III		Billy Ray Brown Fred Couples Raymond Floyd Hale Irwin Bruce Lietzke Nick Price		Sherwood CC	Thousand Oaks, CA	72/7,025
Shark Shootout Benefiting RMCC							
1991	Tom Purtzer, Lanny Wadkins		Jack Nicklaus		Sherwood CC	Thousand Oaks, CA	72/7,025

Continued on next page

Year	Winner *_Playoff	Score	Runners Up	Score	Course	Location	Par Yardage
			Greg Norman				
RMCC Invitational							
1990	Fred Couples, Raymond Floyd		Peter Jacobsen Arnold Palmer		Sherwood CC	Thousand Oaks, CA	72/7,025
Mcdonalds							
1989	Mark O'Meara, Curtis Strange	190	Bernhard Langer John Mahaffey Lanny Wadkins Tom Weiskopf	196			
RMCC Invitational							
1989	Mark O'Meara, Curtis Strange		Bernhard Langer John Mahaffey Lanny Wadkins Tom Weiskopf		Sherwood CC	Thousand Oaks, CA	72/7,025

The Presidents Cup Results

The Presidents Cup - 2011

Royal Melbourne Golf Club
Melbourne, Victoria, Australia
Par: 36-36—72 Yards: 6,981
November 17-20, 2011
Honorary Chairman: Australian Prime Minister Julia Gillard
Captains: Fred Couples (U.S.), Greg Norman (International)



DAY ONE	<p>Foursomes — United States 4, Internationals 2 Bubba Watson/Webb Simpson (U.S.) defeated Ernie Els/Ryo Ishikawa, 4 and 2 Bill Haas/Nick Watney (U.S.) halved with Geoff Ogilvy/Charl Schwartzel Dustin Johnson/Matt Kuchar (U.S.) halved with Aaron Baddeley/Jason Day Phil Mickelson/Jim Furyk (U.S.) defeated Retief Goosen/Robert Allenby, 4 and 3 Hunter Mahan/David Toms (U.S.) defeated Kyung-tae Kim/Y.E. Yang, 6 and 5 K.J. Choi/Adam Scott (International) defeated Tiger Woods/Steve Stricker, 7 and 6</p>
DAY TWO	<p>Four-ball – United States 3, Internationals 3 Bubba Watson/Webb Simpson (U.S.) defeated Ernie Els/Ryo Ishikawa, 3 and 1 Jason Day/Aaron Baddeley (International) defeated Tiger Woods/Dustin Johnson, 1-up Phil Mickelson/Jim Furyk (U.S.) defeated Adam Scott/Kyung-tae Kim, 2 and 1 Geoff Ogilvy/K.J. Choi (International) defeated Bill Haas/Nick Watney, 1-up Steve Stricker/Matt Kuchar (U.S.) def. Y.E. Yang/Robert Allenby, 4 and 3 Charl Schwartzel/Retief Goosen (International) def. Hunter Mahan/David Toms, 2 and 1 Totals: United States 7, International 5</p>
DAY THREE	<p>Foursomes – United States 4, Internationals 1 Bubba Watson/Webb Simpson (U.S.) defeated Robert Allenby/Geoff Ogilvy, 3 and 2 Ernie Els/Ryo Ishikawa (International) defeated Matt Kuchar/Bill Haas, 1-up Hunter Mahan/David Toms (U.S.) defeated Retief Goosen/Charl Schwartzel, 5 and 4 Dustin Johnson/Tiger Woods(U.S.) defeated Adam Scott/K.J. Choi, 3 and 2 Phil Mickelson/Jim Furyk (U.S.) def. Aaron Baddeley/Jason Day, 2 and 1 Totals: United States 11, International 6</p> <p>Four-ball – Internationals 3, United States 2 Retief Goosen/Charl Schwartzel (Int'l) defeated Bubba Watson/Webb Simpson, 2 and 1. Kyung-tae Kim/Y.E. Yang (International) defeated Tiger Woods/Dustin Johnson, 1-up Geoff Ogilvy/K.J. Choi (International) defeated Steve Stricker/Matt Kuchar, 1-up. Hunter Mahan/Bill Haas (U.S.) defeated Aaron Baddeley/Jason Day, 2 and 1 Jim Furyk/Nick Watney (U.S.) defeated Adam Scott/Ernie Els, 1-up Totals: United States 13, International 9</p>
DAY FOUR	<p>Singles – Internationals 6, United States 6 Kyung-tae Kim (International) defeated Webb Simpson, 1-up Charl Schwartzel (International) defeated Dustin Johnson, 2 and 1 Ryo Ishikawa (International) defeated Bubba Watson, 3 and 2 Geoff Ogilvy (International) defeated Bill Haas, 2-up Hunter Mahan (U.S.) defeated Jason Day, 5 and 3 Nick Watney (U.S.) defeated K.J. Choi, 3 and 2 Adam Scott (International) defeated Phil Mickelson, 2 and 1 Retief Goosen (International) defeated Matt Kuchar, 1-up Jim Furyk (U.S.) defeated Ernie Els, 4 and 3 David Toms (U.S.) defeated Robert Allenby, 7 and 5 Tiger Woods (U.S.) defeated Aaron Baddeley, 4 and 3 Steve Stricker (U.S.) defeated Y.E. Yang, 2 and 1 Totals: United States 19, International 15</p>

The Presidents Cup - 2009

Harding Park Golf Course
San Francisco, CA
Par: 36-35—71 Yards: 7,094 October 8-11, 2009
Honorary Chairman: U.S. President Barack Obama
Captains: Fred Couples (U.S.), Greg Norman (International)

DAY ONE	<p>Foursomes — United States 3½, International 2½ Anthony Kim/Phil Mickelson (U.S.) def. Mike Weir/Tim Clark, 3 and 2 Adam Scott/Ernie Els (Int) def. Hunter Mahan/Sean O'Hair, 2 and 1 Vijay Singh/Robert Allenby (Int) def. Lucas Glover/Stewart Cink, 1-up Kenny Perry/Zach Johnson (U.S.) def. Angel Cabrera/Camilo Villegas, 2-up Tiger Woods/Steve Stricker (U.S.) def. Geoff Ogilvy/Ryo Ishikawa, 6 and 4 Retief Goosen/Y.E. Yang (Int) halved with Jim Furyk/Justin Leonard</p>
DAY TWO	<p>Four-ball – United States 3, International 3 Mickelson/Leonard (U.S.) def. Goosen/Scott, 3 and 2</p>

	<p>Els/Weir (Int) def. Furyk/Kim, 2-up Ishikawa/Yang (Int) def. Perry/O'Hair, 4 and 3 Singh/Clark (Int) def. Glover/Cink, 1-up Johnson/Mahan (U.S.) def. Allenby/Villegas, 2 and 1 Stricker/Woods (U.S.) def. Ogilvy/Cabrera, 5 and 3 Totals: United States 6½, International 5½</p>
DAY THREE	<p>Foursomes – United States 3½, International 1½ Mickelson/O'Hair (U.S.) def. Goosen/Villegas, 5 and 3 Leonard/Furyk (U.S.) def. Els/Scott, 4 and 2 Allenby/Singh (Int) halved with Cink/Mahan Woods/Stricker (U.S.) def. Weir/Clark, 1-up Yang/Ishikawa (Int) def. Perry/Johnson, 3 and 2 Totals: United States 10, International 7</p> <p>Four-ball – United States 2½, International 2½ Kim/Furyk (U.S.) def. Cabrera/Scott, 2-up Ogilvy/Allenby (Int) def. Cink/Glover, 2 and 1 Els/Weir (Int) def. Johnson/Leonard, 5 and 3 Woods/Stricker (U.S.) def. Ishikawa/Yang, 4 and 2 Singh/Clark (Int) halved with Mickelson/O'Hair Totals: United States 12½, International 9½</p>
DAY FOUR	<p>Singles – United States 7, International 5 Mahan (U.S.) def. Villegas, 2 and 1 Cink (U.S.) def. Scott, 4 and 3 Weir (Int) halved with Leonard Kim (U.S.) def. Allenby, 5 and 3 Ogilvy (Int) def. Stricker, 2 and 1 O'Hair (U.S.) def. Els, 6 and 4 Ishikawa (Int) def. Perry, 2 and 1 Clark (Int) def. Johnson, 4 and 3 Woods (U.S.) def. Yang, 6 and 5 Singh (Int) halved with Glover Mickelson (U.S.) def. Goosen, 2 and 1 Cabrera (Int) def. Furyk, 4 and 3 Totals: United States 19½, International 14½</p>

The Presidents Cup - 2007

The Royal Montreal Golf Club
Ile Bizard, Montreal, Quebec, Canada
Par: 35-35—70 Yards: 7,171 September 27-30, 2007
Honorary Chairman: Canadian Prime Minister Stephen Harper
Captains: Jack Nicklaus (U.S.), Gary Player (International)

DAY ONE	<p>Foursomes – United States 5½, International 1½ Hunter Mahan/Steve Stricker (U.S.) def. Adam Scott/Geoff Ogilvy, 3 and 2 Vijay Singh/Mike Weir (Int.) halved with Phil Mickelson/Woody Austin Stewart Cink/Zach Johnson (U.S.) def. Rory Sabbatini/Trevor Immelman, 1-up David Toms/Jim Furyk (U.S.) def. Ernie Els/Angel Cabrera, 1-up Lucas Glover/Scott Verplank (U.S.) def. Stuart Appleby/Retief Goosen, 2-up Tiger Woods/Charles Howell III (U.S.) def. K.J. Choi/Nick O'Hern, 3 and 1</p>
DAY TWO	<p>Four-ball – International 4½, United States 1½ Cabrera/Goosen (Int.) def. Mickelson/Mahan, 1-up Singh/Appleby (Int.) def. Woods/Furyk, 5 and 4 Els/Weir (Int.) def. Johnson/Howell, 3 and 1 Stricker/Verplank (U.S.) def. Scott/Choi, 2 and 1 Ogilvy/O'Hern (Int.) def. Cink/Glover, 1-up Immelman/Sabbatini (Int.) halved with Austin/Toms Totals: United States 7, International 5</p>
DAY THREE	<p>Foursomes – United States 5, International 0 Stricker/Mahan (U.S.) def. Immelman/Sabbatini, 2-up Mickelson/Austin (U.S.) def. Goosen/Appleby, 5 and 4 Woods/Furyk (U.S.) def. Scott/Els, 4 and 3 Glover/Verplank (U.S.) def. Singh/Weir, 2 and 1 Johnson/Toms (U.S.) def. O'Hern/Ogilvy, 2 and 1 Totals: United States 12, International 5</p> <p>Four-ball – International 2½, United States 2½</p>

	<p>Cink/Furyk (U.S.) def. Cabrera/Choi, 1-up Scott/Goosen (Int.) halved with Mickelson/Austin Weir/Els (Int.) def. Howell/Glover, 4 and 2 Singh/Appleby (Int.) def. Stricker/Mahan, 1-up Woods/Toms (U.S.) def. O'Hem/Ogilvy, 5 and 3 Totals: United States 14½, International 7½</p>
DAY FOUR	<p>Singles – International 7, United States 5 Verplank (U.S.) def. Sabbatini, 2 and 1 Els (Int.) def. Glover, 2 and 1 Mickelson (U.S.) def. Singh, 5 and 4 Weir (Int.) def. Woods, 1-up Cabrera (Int.) def. Austin, 2 and 1 Scott (Int.) def. Johnson, 2 and 1 Toms (U.S.) def. Immelman, 2-up Cink (U.S.) def. O'Hem, 6 and 4 Ogilvy (Int.) def. Stricker, 1-up Choi (Int.) def. Mahan, 3 and 2 Howell (U.S.) def. Appleby, 2 and 1 Goosen (Int.) def. Furyk, 2 and 1 Totals: United States 19½, International 14½</p>

The Presidents Cup - 2005

Robert Trent Jones Golf Course

Prince William County, VA

Par: 36-36—72 Yards: 7,335

September 22-25, 2005

Honorary Chairman: U.S. President George W. Bush

Captains: Jack Nicklaus (U.S.), Gary Player (International)

DAY ONE	<p>Foursomes — International 3½, United States 2½ Adam Scott/Retief Goosen (Int.) def. Tiger Woods/Fred Couples, 4 and 3 Fred Funk/Jim Furyk (U.S.) halved with Vijay Singh/Mark Hensby Phil Mickelson/Chris DiMarco (U.S.) def. Nick O'Hem/Tim Clark, 1-up Justin Leonard/Scott Verplank (U.S.) def. Stuart Appleby/Peter Lonard, 4 and 2 Angel Cabrera/Michael Campbell (Int.) def. Davis Love III /Kenny Perry, 2 and 1 Trevor Immelman/Mike Weir (Int.) def. David Toms/Stewart Cink, 6 and 5</p>
DAY TWO	<p>Four-Ball — International 3, United States 3 Mickelson/DiMarco (U.S.) halved with Campbell/Cabrera Scott/Goosen (Int.) def. Couples/Toms, 3 and 1 Leonard/Verplank (U.S.) def. Immelman/Weir, 2 and 1 Funk/Cink (U.S.) halved with Singh/Clark Lonard/O'Hem (Int.) def. Love/Perry, 3 and 2 Woods/Furyk (U.S.) def. Appleby/Hensby, 3 and 2 Totals: International 6½, United States 5½</p>
DAY THREE	<p>Foursomes — United States 3, International 2 Leonard/Verplank (U.S.) halved with Goosen/Scott Mickelson/DiMarco (U.S.) def. Cabrera/Campbell, 5 and 3 Woods/Furyk (U.S.) halved with Singh/Appleby Clark/O'Hem (Int.) def. Funk/Toms, 2 and 1 Love/Cink (U.S.) def. Immelman/Weir, 1-up Totals: International 8½, United States 8½</p> <p>Four-Ball — International 2½, United States 2½ Goosen/Scott (Int.) def. Verplank/Leonard, 5 and 4 Mickelson/DiMarco (U.S.) def. Lonard/O'Hem, 6 and 5 Love/Couples (U.S.) halved with Campbell/Cabrera Hensby/Clark (Int.) def. Perry/Cink, 5 and 3 Woods/Furyk (U.S.) def. Singh/Appleby, 2 and 1 Totals: International 11, United States 11</p>
DAY FOUR	<p>Singles — United States 7½, International 4½ Leonard (U.S.) def. Clark, 4 and 3 Toms (U.S.) def. Immelman, 2 and 1 Goosen (Int.) def. Woods, 2 and 1 Perry (U.S.) def. Hensby, 4 and 3 Couples (U.S.) def. Singh, 1-up Weir (Int.) def. Verplank, 3 and 2 Furyk (U.S.) def. Scott, 3 and 2 Lonard (Int.) def. Cink, 3 and 2 Campbell (Int.) def. Funk, 3 and 2 Love (U.S.) def. O'Hem, 4 and 3 Mickelson (U.S.) halved with Cabrera</p>

DiMarco (U.S.) def. Appleby, 1-up
Totals: United States 18½, International 15½

The Presidents Cup - 2003

The Links Course at Fancourt Hotel and Country Club Estate

George, Western Cape Province, South Africa

Par: 35-37—73 Yards: 6,858

November 20-23, 2003

Honorary Chairman: South African President Thabo Mbeki

Captains: Jack Nicklaus (U.S.), Gary Player (International)

DAY ONE	<p>Foursomes — International 3½, United States 2½ Nick Price/Mike Weir (Int.) def. David Toms/Phil Mickelson, 1-up Retief Goosen/Vijay Singh (Int.) def. Chris DiMarco/Jerry Kelly, 3 and 2 Davis Love III /Kenny Perry (U.S.) def. Peter Lonard/Tim Clark, 4 and 2 Ernie Els/Adam Scott (Int.) def. Justin Leonard/Jim Furyk, 1-up Jay Haas/Fred Funk (U.S.) halved with Robert Allenby/Stephen Leaney Tiger Woods/Charles Howell III (U.S.) def. Stuart Appleby/K.J. Choi, 4 and 3</p>
DAY TWO	<p>Four-ball — United States 3, International 2 Allenby/Weir (Int.) def. Mickelson/Toms, 3 and 1 Pery/Love III (U.S.) def. Goosen/Choi, 2 and 1 Furyk/Haas (U.S.) def. Appleby/Scott, 6 and 5 DiMarco/Leonard (U.S.) def. Singh/Price, 1-up Els/Clark (Int.) def. Woods/Howell III , 5 and 3 Totals: International 5½, United States 5½</p> <p>Foursomes — United States 4, International 1 Pery/Kelly (U.S.) def. Choi/Lonard, 2 and 1 Funk/Toms (U.S.) def. Allenby/Leaney, 4 and 3 Woods/Howell III (U.S.) def. Clark/Goosen, 1-up Els/Scott (Int.) def. DiMarco/Mickelson, 1-up Furyk/Leonard (U.S.) def. Singh/Weir, 5 and 4 Totals: United States 9½, International 6½</p>
DAY THREE	<p>Four-ball — International 6, United States 0 Lonard/Leaney (Int.) def. Funk/Mickelson, 2 and 1 Els/Clark (Int.) def. Furyk/Haas, 3 and 2 Scott/Choi (Int.) def. Pery/Kelly, 5 and 4 Singh/Goosen (Int.) def. Woods/Howell, 2 and 1 Weir/Allenby (Int.) def. DiMarco/Leonard, 1-up Price/Appleby (Int.) def. Love/Toms, 2 and 1 Totals: International 12½, United States 9½</p>
DAY FOUR	<p>Singles — United States 7½, International 4½ Furyk (U.S.) def. Weir, 3 and 1 Goosen (Int.) def. Mickelson, 2 and 1 Kelly (U.S.) def. Clark, 1-up Lonard (Int.) def. Funk, 4 and 3 Pery (U.S.) def. Price, 1-up DiMarco (U.S.) def. Appleby, 1-up Choi (Int.) def. Leonard, 4 and 2 Singh (Int.) def. Toms, 4 and 3 Howell (U.S.) def. Scott, 5 and 4 Woods (U.S.) def. Els, 4 and 3 Haas (U.S.) def. Leaney, 4 and 3 Love (U.S.) halved with Allenby Final Total: International 17, United States 17</p>

Playoff: Woods (U.S.) and Els (Int.) halved three sudden-death holes with pars. The match was called because of darkness and deemed a tie. The teams opted to share The Presidents Cup for the next two years.

The Presidents Cup - 2000

Robert Trent Jones Golf Course

Prince William County, VA

Par: 36-36—72 Yards: 7,315

October 19-22, 2000

Honorary Chairman: U.S. President Bill Clinton

Captains: Ken Venturi (U.S.), Peter Thomson (International)

DAY ONE	<p>Foursomes — United States 5, International 0 Phil Mickelson/Tom Lehman (U.S.) def. Steve Elkington/Greg Norman, 5 and 4 Hal Sutton/Jim Furyk (U.S.) def. Robert Allenby/Stuart Appleby, 1-up Stewart Cink/Kirk Triplett (U.S.) def. Mike Weir/Retief Goosen, 3 and 2 Tiger Woods/Notah Begay III (U.S.) def. Vijay Singh/Ernie Els, 1-up David Duval/Davis Love III (U.S.) def. Nick Price/Carlos Franco, 1-up</p>
DAY TWO	<p>Four-Ball — International 4, United States 1 Michael Campbell/Goosen (Int.) def. Sutton/Paul Azinger, 4 and 3 Weir/Elkington (Int.) def. Lehman/Loren Roberts, 3 and 2 Price/Norman (Int.) def. Furyk/Duval, 6 and 5</p>

	<p>Shigeki Maruyama/Franco (Int.) def. Woods/Begay, 3 and 2 Mickelson/Love (U.S.) def. Singh/Els, 2 and 1 Totals: United States 6, International 4</p> <p>Foursomes — United States 4, International 1 Cink/Triplett (U.S.) def. Allenby/Appleby, 2 and 1 Roberts/Azinger (U.S.) def. Franco/Maruyama, 5 and 4 Woods/Begay (U.S.) def. Singh/Els, 6 and 5 Sutton/Lehman (U.S.) def. Campbell/Goosen, 4 and 2 Price/Weir (Int.) def. Mickelson/Duval, 6 and 4 Totals: United States 10, International 5</p>
DAY THREE	<p>Four-Ball — United States 4, International 1 Sutton/Furyk (U.S.) def. Campbell/Norman, 6 and 5 Lehman/Mickelson (U.S.) def. Weir/Elkington, 2 and 1 Love/Duval (U.S.) def. Price/Els, 3 and 2 Triplett/Cink (U.S.) def. Allenby/Franco, 1-up Singh/Goosen (Int.) def. Woods/Begay, 2 and 1 Totals: United States 14, International 6</p>
DAY FOUR	<p>Singles — United States 7½, International 4½ Allenby (Int.) def. Azinger, 2 and 1 Duval (U.S.) def. Price, 2 and 1 Roberts (U.S.) def. Appleby, 3 and 2 Weir (Int.) def. Mickelson, 4 and 3 Love (U.S.) def. Els, 4 and 3 Elkington (Int.) def. Lehman, 1-up Woods (U.S.) def. Singh, 2 and 1 Cink (U.S.) def. Norman, 2 and 1 Franco (Int.) def. Sutton, 6 and 5 Furyk (U.S.) def. Maruyama, 5 and 4 Triplett (U.S.) halved with Campbell Begay (U.S.) def. Goosen, 1-up Totals: United States 21½, International 10½</p>

The Presidents Cup - 1998

Royal Melbourne Golf Club

Melbourne, Victoria, Australia

Par: 36-36—72 Yards: 6,981

December 11-13, 1998

Honorary Chairman: Australian Prime Minister John Howard

Captains: Jack Nicklaus (U.S.), Peter Thomson (International)

DAY ONE	<p>Foursomes — International 3½, United States 1½ Frank Nobile/Greg Turner (Int.) def. Mark O'Meara/David Duval, 1-up Greg Norman/Steve Elkington (Int.) def. Jim Furyk/John Huston, 2-up Shigeki Maruyama/Craig Parry (Int.) def. Lee Janzen/Scott Hoch, 3 and 2 Tiger Woods/Fred Couples (U.S.) def. Ernie Els/Vijay Singh, 5 and 4 Davis Love III /Justin Leonard (U.S.) halved with Stuart Appleby/Nick Price</p> <p>Four-Ball — International 3½, United States 1½ Norman/Elkington (Int.) def. O'Meara/Furyk, 2 and 1 Maruyama/Joe Ozaki (Int.) def. Mark Calcavecchia/Huston, 4 and 3 Duval/Phil Mickelson (U.S.) halved with Els/Price Couples/Love (U.S.) def. Parry/Carlos Franco, 1-up Appleby/Singh (Int.) def. Leonard/Woods, 2 and 1 Totals: International 7, United States 3</p>
DAY TWO	<p>Foursomes — International 4½, United States ½ Nobile/Turner (Int.) def. Leonard/Love, 2-up Janzen/Calcavecchia (U.S.) halved with Norman/Elkington Maruyama/Parry (Int.) def. Woods/Couples, 1-up Appleby/Price (Int.) def. Duval/Mickelson, 1-up Els/Singh (Int.) def. Hoch/Furyk, 6 and 4 Totals: International 11½, United States 5½</p> <p>Four-Ball — International 3, United States 2 O'Meara/Hoch (U.S.) def. Nobile/Turner, 1-up Els/Singh (Int.) def. Woods/Huston, 1-up Maruyama/Ozaki (Int.) def. Duval/Mickelson, 1-up Janzen/Calcavecchia (U.S.) def. Price/Franco, 3 and 2 Norman/Elkington (Int.) def. Couples/Love, 2 and 1 Totals: International 14½, United States 5½</p>
DAY THREE	<p>Singles—United States 6, International 6 Parry (Int.) def. Leonard, 5 and 3 Price (Int.) def. Duval, 2 and 1 Furyk (U.S.) def. Nobile, 4 and 2 Mickelson (U.S.) halved with Franco Maruyama (Int.) def. Huston, 3 and 2</p>

Hoch (U.S.) def. Ozaki, 4 and 3
 Calcavecchia (U.S.) halved with Turner
 Janzen (U.S.) halved with Elkington
 Els (Int.) def. Love, 1-up
 Couples (U.S.) halved with Singh
 Woods (U.S.) def. Norman, 1-up
 O'Meara (U.S.) def. Appleby, 1-up
Totals: International 20½, United States 11½

The Presidents Cup - 1996

Robert Trent Jones Golf Course

Prince William County, VA

Par: 36-36—72 Yards: 7,239

September 13-15, 1996

Honorary Chairman: Former U.S. President George H.W. Bush

Captains: Arnold Palmer(U.S.), Peter Thomson (International)

<p>DAY ONE</p>	<p>Four-Ball — United States 4, International 1 Fred Couples/Davis Love III (U.S.) def. Greg Norman/Robert Allenby, 2 and 1 Ernie Els/Mark McNulty (Int.) def. Scott Hoch/Mark Brooks, 2-up Phil Mickelson/Corey Pavin (U.S.) def. Vijay Singh/Jumbo Ozaki, 2 and 1 Mark O'Meara/David Duval (U.S.) def. Steve Elkington/Frank Nobile, 3 and 2 Tom Lehman/Steve Stricker (U.S.) def. Nick Price/Peter Senior, 4 and 2</p> <p>Foursomes — United States 3½, International 1½ Kenny Perry/Justin Leonard (U.S.) def. Price/David Frost, 3 and 2 O'Meara/Duval (U.S.) def. Nobile/Craig Parry, 2 and 1 Elkington/Singh (Int.) def. Lehman/Stricker, 2-up Mickelson/Pavin (U.S.) halved with Els/McNulty Couples/Love (U.S.) def. Norman/Allenby, 1-up Totals: United States 7½, International 2½</p>
<p>DAY TWO</p>	<p>Four-Ball — International 3, United States 2 Price/Elkington (Int.) def. Leonard/Lehman, 2-up Norman/Allenby (Int.) def. Stricker/Pavin, 1-up Perry/Hoch (U.S.) def. Parry/Nobile, 2 and 1 Ozaki/Singh (Int.) def. Love/Couples, 2 and 1 O'Meara/Duval (U.S.) def. Els/McNulty, 4 and 3 Totals: United States 9½, International 5½</p> <p>Foursomes — International 4, United States 1 Senior/Frost (Int.) def. Pavin/Mickelson, 3 and 2 Nobile/Allenby (Int.) def. Love/Brooks, 3 and 2 Price/McNulty (Int.) def. Perry/Leonard, 3 and 1 Norman/Els (Int.) def. Lehman/Stricker, 1-up O'Meara/Hoch (U.S.) def. Elkington/Singh, 1-up Totals: United States 10½, International 9½</p>
<p>DAY THREE</p>	<p>THIRD DAY Singles — United States 6, International 6 Parry (Int.) def. Brooks, 5 and 4 Duval (U.S.) def. Senior, 3 and 2 O'Meara (U.S.) def. Price, 1-up Frost (Int.) def. Perry, 7 and 6 Stricker (U.S.) def. Allenby, 6 and 5 Hoch (U.S.) def. McNulty, 1-up Love (U.S.) def. Ozaki, 5 and 4 Elkington (Int.) def. Leonard, 1-up Els (Int.) def. Mickelson, 3 and 2 Norman (Int.) def. Pavin, 3 and 1 Nobile (Int.) def. Lehman, 3 and 2 Couples (U.S.) def. Singh, 2 and 1 Totals: United States 16½, International 15½</p>

The Presidents Cup - 1994

Robert Trent Jones Golf Course

Prince William County, VA

Par: 36-36—72 Yards: 7,239

September 16-18, 1994

Honorary Chairman: Former U.S. President Gerald Ford

Captains: Hale Irwin (U.S.), David Graham (International)

<p>DAY ONE</p>	<p>Four-Ball — United States 5, International 0</p>
-----------------------	--

Corey Pavin/Jeff Maggert (U.S.) def. Steve Elkington/Vijay Singh, 2 and 1
Jay Haas/Scott Hoch (U.S.) def. Fulton Allem/David Frost, 6 and 5
Davis Love III /Fred Couples (U.S.) def. Nick Price/Bradley Hughes, 1-up
John Huston/Jim Gallagher, Jr. (U.S.) def. Craig Parry/Robert Allenby, 4 and 2
Tom Lehman/Phil Mickelson (U.S.) def. Frank Nobile/Peter Senior, 3 and 2

Foursomes — United States 2½, International 2½

Hale Irwin/Loren Roberts (U.S.) def. Frost/Allem, 3 and 1
Haas/Hoch (U.S.) def. Parry/Tsukasa Watanabe, 4 and 3
Nobile/Allenby (Int.) def. Pavin/Maggert, 2 and 1
Elkington/Singh (Int.) def. Mickelson/Lehman, 2 and 1
Price/Mark McNulty (Int.) halved with Love/Gallagher

Totals: United States 7½, International 2½

DAY TWO

Four-Ball — International 3½, United States 1½

Allem/McNulty (Int.) def. Gallagher/Huston, 4 and 3
Watanabe/Singh (Int.) def. Haas/Hoch, 3 and 1
Parry/Hughes (Int.) def. Roberts/Lehman, 4 and 3
Couples/Love (U.S.) def. Nobile/Allenby, 2-up
Price/Elkington (Int.) halved with Mickelson/Pavin

Totals: United States 9, International 6

Foursomes — United States 3, International 2

Frost/Senior (Int.) def. Irwin/Haas, 6 and 5
Pavin/Roberts (U.S.) def. Parry/Allem, 1-up
Singh/Elkington (Int.) def. Maggert/Huston, 3 and 2
Love/Gallagher (U.S.) def. Nobile/Allenby, 7 and 5
Mickelson/Lehman (U.S.) def. Hughes/McNulty, 3 and 2

Totals: United States 12, International 8

DAY THREE

THIRD DAY

Singles—United States 8, International 4

Irwin (U.S.) def. Allenby, 1-up
Haas (U.S.) def. McNulty, 4 and 3
Gallagher (U.S.) def. Watanabe, 4 and 3
Mickelson (U.S.) halved with Allem
Singh (Int.) halved with Lehman
Senior (Int.) def. Huston, 3 and 2
Hoch (U.S.) halved with Frost
Maggert (U.S.) def. Hughes, 2 and 1
Nobile (Int.) halved with Roberts
Couples (U.S.) def. Price, 1-up
Love (U.S.) def. Elkington, 1-up
Parry (Int.) def. Pavin, 1-up

Totals: United States 20, International 12

Ryder Cup

Years	Location	Date	Results (Captains)	
1927	Worcester (MA) CC	June 3-4	U.S. 9½ (Walter Hagen)	Britain 2½ (Ted Ray)
1929	Mortown, England	April 26-27	Britain 7 (George Duncan)	U.S. 5 (Hagen)
1931	Scioto CC, Columbus, OH	June 26-27	U.S. 9 (Hagen)	Britain 3 (Charles Whitcombe)
1933	Southport & Ainsdale Courses, England	June 26-27	Britain 6½ (J.H. Taylor)	U.S. 5½ (Hagen)
1935	Ridgewood (NJ) CC	Sept. 28-29	U.S. 9 (Hagen)	Britain 3 (Whitcombe)
1937	Southport & Ainsdale Courses, England	June 29-30	U.S. 8 (Hagen)	Britain 4 (Whitcombe)
	Ryder Cup not held during World War II			
1947	Portland (OR) GC	Nov. 1-2	U.S. 11 (Ben Hogan)	Britain 1 (Henry Cotton)
1949	Ganton GC, Scarborough, England	Sept. 16-17	U.S. 7 (Hogan)	Britain 5 (Whitcombe)
1951	Finehurst (NC) CC	Nov. 2-4	U.S. 9½ (Sam Snead)	Britain 2½ (Arthur Lacey)
1953	Wentworth, England	Oct. 2-3	U.S. 6½ (Lloyd Mangrum)	Britain 5½ (Henry Cotton)
1955	Thunderbird Ranch and CC, Palm Springs, CA	Nov. 5-6	U.S. 8 (Chick Harbert)	Britain 4 (Dai Rees)
1957	Lindrick GC, Yorkshire, England	Oct. 4-5	Britain 7½ (Jack Burke)	U.S. 4½ (Rees)
1959	Eldorado CC, Palm Desert, CA	Nov. 6-7	U.S. 8½ (Snead)	Britain 3½ (Rees)
1961	Royal Lytham and St. Annes GC, England	Oct. 13-14	U.S. 14½ (Jerry Barber)	Britain 9½ (Rees)
1963	East Lake CC, Atlanta, GA	Oct. 11-13	U.S. 23 (Arnold Palmer)	Britain 9 (John Fallon)
1965	Royal Birkdale GC, Southport, England	Oct. 7-9	U.S. 19½ (Byron Nelson)	Britain 12½ (Harry Weetman)
1967	Champions GC, Houston, TX	Oct. 20-22	U.S. 23½ (Hogan)	Britain 8½ (Rees)
1969	Royal Birkdale GC, Southport, England	Sept. 18-20	U.S. 16 (Snead)	Britain 16 (Eric Brown), Tie
1971	Old Warner CC, St. Louis, MO	Sept. 16-18	U.S. 18½ (Jay Hebert)	Britain 13½ (Brown)
1973	Muirfield, Scotland	Sept. 20-22	U.S. 19 (Burke)	Britain/Ire. 13 (Bernard Hunt)
1975	Laurel Valley GC, Ligonier, PA	Sept. 19-21	U.S. 21 (Palmer)	Britain/Ire. 11 (Hunt)
1977	Royal Lytham and St. Annes GC, England	Sept. 15-17	U.S. 12½ (Dow Finsterwald)	Britain/Ire. 7½ (Brian Huggett)
1979	Greenbrier, White Sulphur Springs, WV	Sept. 13-15	U.S. 17 (Billy Casper)	Europe 11 (John Jacobs)
1981	Walton Heath GC, Surrey, England	Sept. 18-20	U.S. 18½ (Dave Marr)	Europe 9½ (Jacobs)
1983	PGA National GC, Palm Beach Gardens, FL	Oct. 14-16	U.S. 14½ (Jack Nicklaus)	Europe 13½ (Tony Jacklin)
1985	The Belfry GC, Sutton Coldfield, England	Sept. 13-15	Europe 16½ (Jacklin)	U.S. 11½ (Lee Trevino)
1987	Muirfield Village GC, Dublin, OH	Sept. 24-27	Europe 15 (Jacklin)	U.S. 13 (Nicklaus)
1989	The Belfry GC, Sutton Coldfield, England	Sept. 22-24	U.S. 14 (Ray Floyd)	Europe 14 (Jacklin), Tie
1991	The Ocean Course, Kiawah Island, SC	Sept. 26-29	U.S. 14½ (Dave Stockton)	Europe 13½ (Bernard Gallacher)
1993	The Belfry GC, Sutton Coldfield, England	Sept. 24-26	U.S. 15 (Tom Watson)	Europe 13 (Gallacher)
1995	Oak Hill CC, Rochester, NY	Sept. 22-24	Europe 14½ (Gallacher)	U.S. 13½ (Lanny Wadkins)
1997	Valderrama GC, Sotogrande, Spain	Sept. 26-28	Europe 14½ (Seve Ballesteros)	U.S. 13½ (Tom Kite)
1999	The Country Club, Brookline, MA	Sept. 24-26	U.S. 14½ (Ben Crenshaw)	Europe 13½ (Mark James)
2002	The Belfry GC, Sutton Coldfield, England	Sept. 27-29	Europe 15½ (Sam Torrance)	U.S. 12½ (Curtis Strange)
2004	Oakland Hills, Bloomfield Hills, MI	Sept. 17-19	Europe 18½ (Bernhard Langer)	U.S. 9½ (Hal Sutton)
2006	The K Club, Co. Straffan, Kildare, Ireland	Sept. 22-24	Europe 18½ (Ian Woosnam)	U.S. 9½ (Tom Lehman)
2008	Valhalla GC, Louisville, KY	Sept. 19-21	U.S. 16½ (Paul Azinger)	Europe 11½ (Nick Faldo)
2010	Celtic Manor Resort, Newport, Wales	Oct. 1-3	Europe 14½ (Colin Montgomerie)	U.S. 13½ (Corey Pavin)



Future Events

2012:	September	Medinah CC, Medinah, IL
2014:	September	Genealog, Perthshire, Scotland
2016:	September	Hazeltine National GC, Chaska, MN
2018:	TBD	
2020:	September	Whistling Straits, Kohler, WI

Ryder Cup Player Records (Active PGA TOUR Players)

Player (Years)	Overall (Win-Loss-Half)	Four-Ball (W-L-H)	Foursomes (W-L-H)	Singles (W-L-H)
Paul Azinger (1989, 1991, 1993, 2002)	5-8-3	1-5-1	2-4-0	2-0-2
Mark Calcavecchia (1987, 1989, 1991, 2002)	6-7-1	1-4-0	4-1-0	1-2-1
Chad Campbell (2004, 2006, 2008)	3-4-2	0-2-0	1-1-2	2-1-0
Paul Casey (2004, 2006, 2008)	3-2-4	1-0-3	1-1-0	1-1-1
Stewart Cink (2002, 2004, 2006, 2008, 2010)	5-7-7	1-0-5	3-4-1	1-3-1
Darren Clarke (1997, 1999, 2002, 2004, 2006)	10-7-3	6-3-1	3-2-0	1-2-2
John Cook (1993)	1-1-0	1-0-0	0-0-0	0-1-0
Fred Couples (1989, 1991, 1993, 1995, 1997)	7-9-4	4-3-2	1-5-0	2-1-2
Ben Curtis (2008)	1-1-1	0-1-1	0-0-0	1-0-0
Chris DiMarco (2004, 2006)	2-4-2	0-2-1	1-1-0	1-1-0
Luke Donald (2004, 2006, 2010)	8-2-1	0-1-1	6-0-0	2-1-0
David Duval (1999, 2002)	2-3-2	1-2-1	0-1-0	1-0-1
Nick Faldo (1977, 1979, 1981, 1983, 1985, 1987, 1989, 1991, 1993, 1995, 1997)	23-19-4	7-9-1	10-6-2	6-4-1
Brad Faxon (1995, 1997)	2-4-0	2-2-0	0-0-0	0-2-0
Ross Fisher (2010)	2-2-0	1-1-0	1-0-0	0-1-0
Rickie Fowler (2010)	0-1-2	0-1-0	0-0-1	0-0-1
Fred Funk (2004)	0-3-0	0-0-0	0-2-0	0-1-0
Jim Furyk (1997, 1999, 2002, 2004, 2006, 2008, 2010)	8-15-3	1-8-0	3-5-2	4-1-2
Jim Gallagher, Jr. (1993)	2-1-0	1-1-0	0-0-0	1-0-0
Sergio Garcia (1999, 2002, 2004, 2006, 2008)	14-6-4	5-2-3	8-0-1	1-4-0
Ken Green (1989)	2-2-0	0-1-0	2-0-0	0-1-0
Jay Haas (1983, 1995, 2004)	4-6-2	2-0-2	2-3-0	0-3-0
Soren Hansen (2008)	0-2-1	0-1-1	0-0-0	0-1-0
Peter Hanson (2010)	1-2-0	1-0-0	0-1-0	0-1-0
Padraig Harrington (1999, 2000, 2002, 2004, 2006, 2008, 2010)	9-13-4	3-6-0	3-4-3	3-3-1
J.J. Henry (2006)	0-0-3	0-0-2	0-0-0	0-0-1
Scott Hoch (1997, 2002)	2-3-2	0-1-1	2-1-0	0-1-1
J.B. Holmes (2008)	2-0-1	1-0-1	0-0-0	1-0-0
David Howell (2004, 2006)	3-1-1	1-0-0	1-0-1	1-1-0
Peter Jacobsen (1985, 1995)	2-4-0	0-2-0	2-0-0	0-2-0
Lee Janzen (1993, 1997)	2-3-0	0-1-0	1-1-0	1-1-0
Miguel Angel Jimenez (1999, 2004, 2006, 2008, 2010)	4-8-3	3-1-1	0-4-2	1-3-0
Per-Ulrik Johansson (1995, 1997)	3-2-0	1-1-0	1-0-0	1-1-0
Dustin Johnson (2010)	1-3-0	0-2-0	0-1-0	1-0-0
Zach Johnson (2006, 2010)	5-4-1	1-0-0	1-2-1	1-1-0
Robert Karlsson (2006, 2008)	1-2-4	0-0-1	0-1-3	1-1-0

Martin Kaymer (2010)	2-1-1	2-0-0	0-0-1	0-1-0
Anthony Kim (2008)	2-1-1	1-0-0	0-1-1	1-0-0
Matt Kuchar (2010)	1-1-2	0-0-2	1-0-0	1-0-0
Bernhard Langer (1981, 1983, 1985, 1987, 1989, 1991, 1993, 1995, 1997, 2002)	21-15-6	6-6-2	11-6-1	4-3-0
Tom Lehman (1995, 1997, 1999)	5-3-2	1-1-1	1-2-1	3-0-0
Justin Leonard (1997, 1999, 2008)	2-4-6	1-1-2	1-2-2	0-1-2
Thomas Levet (2004)	1-2-0	0-0-0	0-2-0	1-0-0
Davis Love III (1993, 1995, 1997, 1999, 2002, 2004)	9-12-5	3-6-2	3-5-1	3-1-2
Sandy Lyle (1979, 1981, 1983, 1985, 1987)	7-9-2	3-2-1	3-3-1	1-4-0
Jeff Maggert (1995, 1997, 1999)	6-5-0	1-1-0	4-2-0	1-2-0
Hunter Mahan (2008, 2010)	3-2-3	1-0-1	2-1-1	0-1-1
Graeme McDowell (2008, 2010)	4-2-2	1-1-1	1-1-1	2-0-0
Rory McIlroy (2010)	1-1-2	0-0-1	1-1-0	0-0-1
Phil Mickelson (1995, 1997, 1999, 2002, 2004, 2006, 2008, 2010)	11-17-6	5-8-2	2-5-4	4-4-0
Larry Mize (1987)	1-1-2	1-0-0	0-1-1	0-0-1
Edoardo Molinari (2010)	0-1-2	0-0-1	0-1-0	0-0-1
Francesco Molinari (2010)	0-2-1	0-0-1	0-1-0	0-1-0
Colin Montgomerie (1991, 1993, 1995, 1997, 1999, 2002, 2004, 2006)	20-9-7	6-6-2	8-3-3	6-0-2
Mark O'Meara (1985, 1989, 1991, 1997, 1999)	4-9-1	2-2-1	1-3-0	1-4-0
José María Olazábal (1987, 1989, 1991, 1993, 1995, 1999, 2006)	18-8-5	9-2-3	7-2-1	2-4-1
Jeff Overton (2010)	2-2-0	1-1-0	0-1-0	1-0-0
Jesper Parnevik (1997, 1999, 2002)	4-3-4	2-1-1	2-0-2	0-2-1
Steve Pate (1991, 1999)	2-2-1	0-2-0	1-0-0	1-0-1
Corey Pavin (1991, 1993, 1995)	8-5-0	4-2-0	2-2-0	2-1-0
Kenny Perry (2004, 2008)	2-3-1	0-1-0	1-1-1	1-1-0
Ian Poulter (2004, 2008, 2010)	8-3-0	3-2-0	2-1-0	3-0-0
Chris Riley (2004)	1-1-1	1-0-1	0-0-0	0-1-0
Loren Roberts (1995)	3-1-0	2-0-0	1-0-0	0-1-0
Justin Rose (2008)	3-1-0	1-0-0	1-1-0	1-0-0
Scott Simpson (1987)	1-1-0	0-1-0	0-0-0	1-0-0
Craig Stadler (1983, 1985)	4-2-2	1-0-2	1-2-0	2-0-0
Henrik Stenson (2006, 2008)	2-3-2	0-1-1	1-1-1	1-1-0
Curtis Strange (1983, 1985, 1987, 1989, 1995)	6-12-2	0-5-1	4-4-1	2-3-0
Steve Stricker (2008, 2010)	3-3-1	1-1-1	1-1-0	1-1-0
Hal Sutton (1985, 1987, 1999, 2002)	7-5-4	1-2-2	5-1-1	1-2-1
Vaughn Taylor (2006)	0-1-1	0-0-0	0-0-1	0-1-0
David Tomms (2002, 2004, 2006)	4-6-2	1-3-0	2-1-2	1-2-0
Scott Verplank (2002, 2006)	4-1-0	1-0-0	1-1-0	2-0-0
Bubba Watson (2010)	1-3-0	1-1-0	0-1-0	0-1-0
Boo Weekley (2008)	2-0-1	1-0-1	0-0-0	1-0-0
Lee Westwood (1997, 1999, 2002, 2004, 2006, 2008, 2010)	16-11-6	7-4-2	7-2-4	2-5-0
Brett Wetterich (2006)	0-2-0	0-1-0	0-0-0	0-1-0
Oliver Wilson (2008)	1-1-0	0-0-0	1-0-0	0-1-0
Tiger Woods (1997, 1999, 2002, 2004, 2006, 2010)	13-14-2	5-6-0	4-7-1	4-1-1

(The United States leads the series, 25-10-2.)

2010 Ryder Cup Results

Newport, Wales
 October 1-3, 2010
 Par: 36-35—71

7,378 yards

Captains: Corey Pavin (U.S.), Colin Montgomerie (Europe)

DAY ONE	<p>Friday-Saturday Fourball (U.S. 2½, Europe 1½) Lee Westwood-Martin Kaymer (Eur) def. Phil Mickelson-Dustin Johnson, 3 and 2 Stewart Cink-Matt Kuchar (U.S.) halved with Rory McIlroy-Graeme McDowell Steve Stricker-Tiger Woods (U.S.) def. Ian Poulter-Ross Fisher, 2-up Bubba Watson-Jeff Overton (U.S.) def. Luke Donald-Padraig Harrington, 3 and 2</p> <p>Totals: U.S. 2½, Europe 1½</p>
DAY TWO	<p>Saturday Foursomes (U.S. 3½, Europe 2½) Hunter Mahan-Zach Johnson (U.S.) def. Francesco Molinari-Edoardo Molinari, 2-up Ross Fisher-Padraig Harrington (Eur) def. Dustin Johnson-Phil Mickelson, 3 and 2 Rickie Fowler-Jim Furyk (U.S.) halved with Lee Westwood-Martin Kaymer Tiger Woods-Steve Stricker (U.S.) halved with Peter Hanson-Miguel Angel Jimenez, 4 and 3 Luke Donald-Ian Poulter (Eur) def. Bubba Watson-Jeff Overton, 2 and 1 Matt Kuchar-Stewart Cink (U.S.) def. Graeme McDowell-Rory McDowell, 1-up</p> <p>Saturday-Sunday Foursomes (Europe 2, U.S. 0) Lee Westwood-Luke Donald (Eur) def. Tiger Woods-Steve Stricker, 6 and 5 Graeme McDowell-Rory McIlroy (Eur) def. Hunter Mahan-Zach Johnson, 3 and 1</p> <p>Totals: U.S. 6, Europe 6</p>
DAY THREE	<p>Saturday-Sunday Fourball (Europe 3½, U.S. ½) Padraig Harrington-Ross Fisher (Eur) def. Jim Furyk-Dustin Johnson, 2 and 1 Peter Hanson-Miguel Angel Jimenez (Eur) def. Bubba Watson-Jeff Overton, 2-up Edoardo Molinari-Francesco Molinari halved with Stewart Cink-Matt Kuchar Ian Poulter-Martin Kaymer (Eur) def. Phil Mickelson-Rickie Fowler, 2 and 1</p> <p>Totals: Europe 9½, U.S. 6½</p>
DAY FOUR	<p>Monday Singles (U.S. 7, Europe 5) Steve Stricker (U.S.) def. Lee Westwood, 2 and 1 Stewart Cink (U.S.) halved with Rory McIlroy Luke Donald (Eur) def. Jim Furyk, 1-up Dustin Johnson (U.S.) def. Martin Kaymer, 6 and 4 Ian Poulter (Eur.) def. Matt Kuchar, 5 and 4 Jeff Overton (U.S.) def. Ross Fisher, 3 and 2 Miguel Angel Jimenez (Eur) def. Bubba Watson, 4 and 3 Tiger Woods (U.S.) def. Francesco Molinari, 4 and 3 Rickie Fowler (U.S.) halved with Edoardo Molinari Phil Mickelson (U.S.) def. Peter Hanson, 4 and 2 Zach Johnson (U.S.) def. Padraig Harrington, 3 and 2 Graeme McDowell (Eur) def. Hunter Mahan, 3 and 1</p> <p>Totals: Europe 14½, U.S. 13½</p>



Dustin Johnson had a win and two runner-up finishes on his way to a fourth-place finish in the FedExCup race.

Official World Golf Ranking

The Official World Golf Ranking, which is endorsed by the four major championships and six professional Tours that make up the International Federation of PGA Tours, is issued every Monday following the completion of the previous week's tournaments from around the world.

Results from events on the world's leading professional tours—the Asian Tour, PGA Tour of Australasia, European Tour, Japan Golf Tour, PGA TOUR, Nationwide Tour, Sunshine Tour, Canadian Tour and European Challenge Tour—are evaluated, and points are awarded according to the players' finishing positions. Tournaments are "rated" according to the strength of field based on the number and ranking of the world's top 200 players in respective tournament fields (event "ratings").

In addition, some strength-of-field weighting is given to the inclusion in each field of a significant percentage of the top 30 on the host Tour's prior year Official Money Lists. The four major championships and THE PLAYERS Championship are rated separately to reflect the higher field quality of the events. In addition, the BMW Championship in Europe and the Australian, Japanese and South African Open Championships, the Nationwide Tour Championship and Volvo Masters of Asia are allocated higher minimum point levels to reflect their status as each Tour's flagship event.

The Official World Golf Ranking points for each player are accumulated over a two-year "rolling" period. Each player then is ranked according to his average points per tournament, which is determined by dividing his total number of points by the tournaments he has played over that two-year period. There is a minimum requirement of 40 tournaments for the two-year period. The winners of the Masters Tournament, U.S. Open, British Open and PGA Championship are awarded 100 points (60 points for second place, 40 for third, 30 for fourth, down to 1.5 points for a player completing the final round), and the winner of THE PLAYERS Championship is awarded 80 points (points are awarded down to 60th place).

The BMW Championship has a minimum of 64 points for the winner (points down to 56th place). In addition, the Open Championships of Australia, Japan and South Africa have a minimum of 32 points for the winner (points awarded down to 37th place). The Nationwide Tour Championship and Volvo Masters of Asia winners receive 20 points (points awarded down to 22nd place). Minimum points levels for winners of all the other official Tour events have been set at six points for the Canadian Tour; 12 points for the European Challenge (points to 14th place); 14 points for the Nationwide Tour, Sunshine Tour, and Asian Tour (points to 17th place); 16 points for Australasia and Japan (points to 19th place); and 24 points for Europe and the United States (points to 27th place).

In January 2007, a new feature was added to the ranking system. Points entered by a player in a particular tournament maintain their full value for 13 weeks then are devalued by 1.1% each of the next 91 weeks before dropping completely off a player's 2-year record, thereby cutting the sudden and sometimes dramatic impact of the reduction of points that previously occurred at the 13-week anniversaries of events in which players earn points. Full Ranking points are awarded for tournaments reduced to 54 holes because of inclement weather or other reasons. For events completing only 36 holes, Ranking points are reduced by 25 percent.

The Official World Golf Ranking is available each week at PGA TOUR sites or by going to officialworldgolfranking.com

Mark H. McCormack Award

The Mark H. McCormack Award has been presented annually since 1998 to the player who holds the No. 1 position on the Official World Golf Ranking for the greatest number of weeks in each calendar year. Tiger Woods has won the award every year since its inception. The award was created in 1998 by the Governing Board of the Official World Golf Ranking to honor McCormack for the significant role he played in founding a world ranking system for professional golf. McCormack founded IMG, a premier worldwide sports and lifestyle management and marketing firm in the early 1960s. He passed away May 16, 2003. McCormack was inducted into the World Golf Hall of Fame in 2006.

RECORDS FOR WORLD NO. 1 IN THE OFFICIAL WORLD GOLF RANKING (SINCE 1986)

Released weekly each Monday; for more information, go to owgr.com

PLAYER	INCLUSIVE DATES	LENGTH (WEEKS)
Bernhard Langer	April 6-20, 1986	Total: 3 weeks
Seve Ballesteros	April 27-September 7, 1986	20 weeks
	November 22, 1987	1 week
	October 30, 1988	1 week
	November 13, 1988-March 19, 1989	19 weeks
	April 2-August 13, 1989	20 weeks
		Total: 61 weeks
Greg Norman	September 14, 1986-November 15, 1987	62 weeks
	November 29, 1987-October 23, 1988	48 weeks
	November 6, 1988	1 week
	March 26, 1989	1 week
	August 20, 1989-August 26, 1990	54 weeks
	October 14, 1990-January 27, 1991	16 weeks
	February 6-August 7, 1994	27 weeks
	June 18, 1995-April 13, 1997	96 weeks
	April 27-June 8, 1997	7 weeks
	June 29, 1997	1 week
	September 7, 1997-January 4, 1998	18 weeks
		Total: 331 weeks
Nick Faldo	September 2-October 7, 1990	6 weeks
	February 3-March 31, 1991	9 weeks

	March 29, 1992 July 19, 1992-January 30, 1994	1 week 81 weeks Total: 97 weeks
Ian Woosnam	April 7, 1991-March 15, 1992	Total: 50 weeks
Fred Couples	March 22, 1992 April 5-July 12, 1992	1 week 15 weeks Total: 16 weeks
Nick Price	August 14, 1994-June 11, 1995	Total: 44 weeks
Tom Lehman	April 20, 1997	Total: 1 week
Tiger Woods	June 15, 1997 July 6-August 31, 1997 January 11-April 5, 1998 May 10, 1998 June 14, 1998-March 21, 1999 July 4-August 1, 1999 Aug. 15, 1999-August 29, 2004 March 6-13, 2005 April 10-May 15, 2005 June 12, 2005-October 30, 2010	1 week 9 weeks 13 weeks 1 week 41 weeks 5 weeks 264 weeks 2 weeks 6 weeks 281 weeks Total: 623 weeks **
Ernie Els	June 22, 1997 April 12-May 3, 1998 May 17-June 7, 1998	1 week 4 weeks 4 weeks Total: 9 weeks
David Duval	March 28-June 27, 1999 August 8, 1999	14 weeks 1 week Total: 15 weeks
Vijay Singh	September 6, 2004-February 27, 2005 March 20-27, 2005 May 22-June 5, 2005	26 weeks 3 weeks 3 weeks Total: 32 weeks
Lee Westwood	October 31, 2010-February 27, 2011 April 25-May 29, 2011	17 weeks 5 weeks Total: 22 weeks
Martin Kaymer	February 28-April 24, 2011	8 weeks Total: 8 weeks
Luke Donald	May 30, 2011-present	32 weeks Total: 32 weeks

** Record total and consecutive weeks at No.1

Money Leaders

Pos	Player	Events	Money	YTD Victories
1	Luke Donald	19	6,683,214	2
2	Webb Simpson	26	6,347,353	2
3	Nick Watney	22	5,290,673	2
4	K.J. Choi	22	4,434,691	1
5	Dustin Johnson	21	4,309,961	1
6	Matt Kuchar	24	4,233,920	
7	Bill Haas	26	4,088,637	1
8	Steve Stricker	19	3,992,785	2
9	Jason Day	21	3,962,647	
10	David Toms	23	3,858,090	1
11	Adam Scott	18	3,764,797	1
12	Phil Mickelson	21	3,763,488	1
13	Keegan Bradley	28	3,758,600	2
14	Brandt Snedeker	26	3,587,206	1
15	Hunter Mahan	25	3,503,540	
16	Bubba Watson	22	3,477,811	2
17	Gary Woodland	25	3,448,591	1
18	Justin Rose	23	3,401,420	1
19	Mark Wilson	26	3,158,477	2
20	Aaron Baddeley	22	3,094,693	1
21	Jason Dufner	23	3,057,860	
22	Jonathan Byrd	26	2,938,920	1
23	Martin Laird	23	2,676,509	1
24	Charl Schwartzel	15	2,604,558	1
25	Charles Howell III	30	2,509,223	
26	Fredrik Jacobson	25	2,488,325	1
27	Rory Sabbatini	24	2,420,655	1
28	Vijay Singh	25	2,371,050	
29	Bo Van Pelt	27	2,344,546	
30	Kevin Na	26	2,336,965	1
31	Spencer Levin	31	2,320,038	
32	Y.E. Yang	18	2,314,865	
33	John Senden	26	2,294,811	
34	Chez Reavie	27	2,285,067	
35	Tommy Gainey	34	2,174,191	
36	Rickie Fowler	24	2,084,681	
37	D.A. Points	26	2,034,156	1
38	Brendan Steele	27	1,976,310	1
39	Steve Marino	23	1,975,076	
40	Bryce Molder	27	1,957,944	1
41	Scott Stallings	28	1,957,162	1
42	Ryan Moore	22	1,942,906	
43	Geoff Ogilvy	21	1,916,994	
44	Zach Johnson	23	1,880,406	
45	Chris Kirk	28	1,877,627	1
46	Jhonattan Vegas	25	1,854,414	1
47	Ryan Palmer	24	1,850,530	
48	Lucas Glover	23	1,823,327	1
49	Robert Karlsson	18	1,779,815	
50	Ben Crane	23	1,679,595	1
51	Brandt Jobe	28	1,629,764	
52	Carl Pettersson	27	1,540,723	
53	Jim Furyk	26	1,529,690	
54	Sergio Garcia	16	1,524,091	
55	Kyle Stanley	28	1,523,657	
56	Robert Garrigus	26	1,503,923	
57	Sean O'Hair	24	1,483,948	1
58	Charley Hoffman	27	1,462,591	
59	George McNeill	21	1,458,110	
60	Robert Allenby	25	1,452,567	
61	Jerry Kelly	26	1,451,797	
62	J.B. Holmes	16	1,398,583	
63	Paul Goydos	25	1,385,328	
64	John Rollins	27	1,370,566	
65	Kris Blanks	29	1,350,010	
66	Kevin Chappell	26	1,339,640	
67	Jimmy Walker	24	1,336,556	
68	Cameron Tringale	32	1,327,807	
69	Harrison Frazar	19	1,322,267	1
70	Andres Romero	22	1,313,133	
71	Brian Davis	30	1,308,009	

72	Kevin Streelman	26	1,300,006	
73	Pat Perez	24	1,295,253	
74	Jeff Overton	26	1,290,962	
75	Scott Piercy	23	1,250,957	1
76	Brendon de Jonge	30	1,241,326	
77	Camilo Villegas	25	1,231,918	
78	Johnson Wagner	25	1,224,556	1
79	Scott Verplank	15	1,194,178	
80	Charlie Wi	25	1,188,494	
81	Trevor Immelman	25	1,165,604	
82	Brian Gay	26	1,157,525	
83	Chad Campbell	29	1,104,024	
84	Blake Adams	34	1,100,558	
85	Chris Stroud	28	1,096,499	
86	Graeme McDowell	16	1,088,898	
87	Anthony Kim	26	1,085,846	
88	Davis Love III	22	1,056,300	
89	Hunter Haas	30	1,039,987	
90	Ryuji Imada	29	990,319	
91	Justin Leonard	26	952,962	
92	Ricky Barnes	23	951,587	
93	Ernie Els	21	948,872	
94	Troy Matteson	28	946,989	
95	Briny Baird	19	942,286	
96	Nick O'Hern	29	940,224	
97	Michael Bradley	24	935,934	1
98	Michael Thompson	25	935,265	
99	Chris Couch	21	922,496	
100	Marc Leishman	27	916,330	
101	Stewart Cink	22	909,162	
102	Tim Herron	28	909,135	
103	J.J. Henry	28	873,377	
104	David Hearn	26	869,072	
105	Greg Chalmers	28	832,191	
106	Tom Gillis	19	814,147	
107	Padraig Harrington	18	802,839	
108	Retief Goosen	16	796,360	
109	Billy Mayfair	29	780,578	
110	Josh Teater	31	769,324	
111	Kevin Stadler	27	768,172	
112	Heath Slocum	29	767,216	
113	Chris DiMarco	31	761,932	
114	James Driscoll	24	741,010	
115	Ian Poulter	16	739,926	
116	Joe Ogilvie	24	726,866	
117	Louis Oosthuizen	15	717,965	
118	David Mathis	25	715,404	
119	John Merrick	21	704,789	
120	Sunghoon Kang	21	702,382	
121	Tom Pernice Jr.	12	694,981	
122	Matt Bettencourt	30	692,545	
123	Arjun Atwal	29	690,237	
124	Rod Pampling	21	668,768	
125	D.J. Trahan	30	668,166	
126	Bobby Gates	29	666,735	
127	Roland Thatcher	22	666,371	
128	Tiger Woods	9	660,238	
129	Stuart Appleby	24	657,150	
130	Bill Lunde	28	639,548	
131	Angel Cabrera	17	628,079	
132	Steven Bowditch	28	621,378	
133	Matt Jones	25	602,392	
134	Steve Flesch	27	594,622	
135	Bob Estes	12	594,104	
136	Paul Casey	15	590,386	
137	Matt McQuillan	21	582,933	
138	Tim Clark	4	571,000	
139	Stephen Ames	22	547,589	
140	Billy Horschel	25	533,024	
141	William McGirt	32	532,933	
142	Garrett Willis	24	526,390	
143	Shane Bertsch	20	488,584	
144	Cameron Beckman	25	455,085	
145	Scott McCarron	22	436,270	
146	Tim Petrovic	29	428,011	
147	Zack Miller	30	427,341	

148	Vaughn Taylor	27	423,907
149	Ben Curtis	23	423,466
150	Jason Bohn	22	411,943
151	Dean Wilson	22	401,314
152	David Duval	24	400,654
153	Michael Putnam	21	398,400
154	Chris Riley	25	397,204
155	Jim Renner	22	392,945
156	Tag Ridings	28	382,670
157	Fabian Gomez	26	381,730
158	Fred Couples	5	371,081
159	Kent Jones	25	360,624
160	Joe Durant	25	358,790
161	Woody Austin	18	354,042
162	Bio Kim	25	345,588
163	Alex Cejka	21	344,902
164	Ben Martin	25	340,080
165	Aron Price	18	333,290
166	Henrik Stenson	15	327,799
167	Jarrold Lyle	29	317,459
168	Nathan Green	26	312,109
169	Michael Connell	26	309,362
170	Brett Wetterich	8	307,504
171	Daniel Summerhays	29	301,899
172	Derek Lamely	26	301,146
173	Marc Turnesa	20	299,405
174	Colt Knost	27	296,817
175	Alex Prugh	29	292,070
176	Cameron Percy	12	290,319
177	Paul Stankowski	24	290,211
178	Kevin Sutherland	11	289,693
179	Justin Hicks	23	284,990
180	Boo Weekley	23	279,531
181	Kevin Kisner	24	270,170
182	John Cook	1	251,600
183	Scott Gutschewski	23	229,758
184	Alexandre Rocha	22	225,026
185	Lee Janzen	19	216,993
186	Richard S Johnson	23	212,106
187	John Daly	18	207,963
188	Shaun Micheel	27	206,450
189	Jim Herman	22	196,845
190	D.J. Brigman	23	191,491
191	Will MacKenzie	14	188,394
192	Andres Gonzales	21	186,847
193	J.P. Hayes	19	186,769
194	Chad Collins	16	183,510
195	John Mallinger	15	179,498
196	Joseph Bramlett	25	178,728
197	Tom Lehman	5	178,062
198	Shigeki Maruyama	2	177,375
199	Steve Elkington	17	176,225
200	Michael Letzig	13	169,973
201	Nate Smith	24	154,814
202	Troy Merritt	23	151,475
203	Frank Lickliter II	12	144,160
204	Martin Piller	23	140,958
205	Jeff Quinney	14	139,582
206	Rocco Mediate	23	136,299
207	Rich Beem	21	135,225
208	Chris Tidland	12	122,985
209	Peter Tomasulo	12	115,817
210	Todd Hamilton	11	112,083
211	Kirk Triplett	8	111,081
212	Kenny Perry	13	110,177
213	Will Strickler	19	109,031
214	Peter Lonard	2	106,305
215	Marco Dawson	3	104,407
216	Jeff Maggert	18	101,080
217	Charles Warren	10	96,423
218	Tom Watson	3	72,067
219	Chris Baryla	20	68,000
220	Dicky Pride	8	64,213
221	Duffy Waldorf	14	61,234
222	Brett Quigley	10	56,825
223	Jason Gore	6	51,290

224	Craig Barlow	5	49,688
225	Michael Sim	19	47,403
226	Fran Quinn	10	47,199
227	Corey Pavin	4	42,376
228	Michael Allen	5	42,343
229	Jesper Parnevik	10	37,739
230	Mark Calcavecchia	6	34,930
231	Jamie Lovemark	9	34,693
232	Jeff Klauk	8	34,364
233	Mark Hensby	6	32,241
234	Robert Damron	3	31,770
235	Robert Gamez	9	31,522
236	Carl Paulson	11	29,922
237	Scott Gordon	19	28,311
238	Jay Williamson	6	27,396
239	Steve Lowery	2	23,526
240	Mike Weir	15	23,312
241	Andre Stolz	2	21,594
242	Matt Weibring	5	20,148
243	Joe Affrunti	6	18,837
244	Omar Uresti	5	18,349
245	Mark O'Meara	3	18,240
246	Steve Pate	1	15,750
247	Daniel Chopra	2	15,411
248	Ted Purdy	6	14,820
249	Nick Price	1	12,996
250	Skip Kendall	6	11,940
251	Fred Funk	7	11,880
252	Jonathan Kaye	2	10,834
253	Graham DeLaet	2	10,472
254	Tom Byrum	1	10,404
255	Guy Boros	1	8,172
256	Mark Brooks	5	7,488
257	Greg Kraft	1	7,350
258	J.L. Lewis	1	7,056
259	Brian Bateman	1	6,984
260	Notah Begay III	4	6,690
261	Jose Maria Olazabal	6	6,330

Non-member Earnings

Pos	Player	Events	Money
1	Rory McIlroy	10	1,905,609
2	Darren Clarke	3	1,452,078
3	Lee Westwood	10	970,446
4	Bud Cauley	8	735,150
5	Anders Hansen	7	617,067
6	Adam Hadwin	5	440,752
7	Peter Hanson	12	439,030
8	Thomas Bjorn	5	419,489
9	Edoardo Molinari	12	397,724
10	Alvaro Quiros	8	363,567
11	Martin Kaymer	10	344,209
12	Kyung-tae Kim	9	291,309
13	Raphael Jacquelin	2	209,745
14	Simon Dyson	3	185,833
15	Ross Fisher	8	163,385
16	Francesco Molinari	11	158,387
17	Ryo Ishikawa	10	143,636
18	Hiroyuki Fujita	7	136,800
19	Johan Edfors	2	136,155
20	Matteo Manassero	8	133,283
21	Miguel A Jimenez	7	132,723
22	Sam Saunders	8	132,525
23	Seung-yul Noh	6	119,070
24	Robert Rock	2	112,757
25	George Coetzee	1	109,713
26	Matt Every	5	105,122
27	Erik Compton	6	95,542
28	Richard Green	4	90,352
29	Yuta Ikeda	9	71,647
30	Gregory Havret	3	71,007
31	Morgan Hoffmann	4	69,131
32	Pablo Larrazabal	3	68,634
33	Alexander Noren	4	64,708
34	Do-Hoon X Kim	1	50,436
35	Mathias Gronberg	1	42,000
36	Sang-Moon Bae	2	37,351
37	Gary Boyd	1	36,302
37	Simon Khan	1	36,302
39	Mike Small	6	27,152
40	Gregory Bourdy	2	23,556
40	Floris De Vries	1	23,556
40	Richard McEvoy	1	23,556
43	Jose Manuel Lara	1	23,526
44	Garth Mulroy	4	20,800
45	Fredrik Andersson Hed	2	20,571
45	Stephen Gallacher	3	20,571
47	Patrick Reed	3	20,058
48	Joost Luiten	2	19,845
48	Matthew Millar	1	19,845
50	Marcel Siem	1	19,763
51	Paul Lawrie	1	19,442
52	Kenneth Ferrie	1	18,877
53	Jung-gon Hwang	1	18,716
54	Drew Weaver	2	17,732
55	Alejandro Canizares	2	17,469
56	Josh Broadaway	1	17,357
57	Christo Greyling	1	17,178
57	Kenichi Kuboya	1	17,178
59	Wes Heffernan	1	16,539
60	Mathew Goggin	1	16,157
61	Erick Justesen	1	16,088
62	WC Liang	2	15,593
63	Troy Kelly	1	13,542
64	Steve Allan	1	13,380
65	Todd Fischer	3	12,900
66	Billy Hurley III	3	12,780
67	Craig Bowden	4	11,864
68	Will Claxton	1	11,275
69	Julian Etulain	1	11,261
69	Sal Spallone	1	11,261
71	Michio Matsumura	1	10,395

72	Brad Fritsch	1	10,348
73	Dustin Risdon	1	10,192
74	Richard Scott	1	8,400
75	Dave Schultz	1	7,035
76	Bob May	2	6,690
77	Alex Aragon	2	5,760

Eagles (Holes per)

Pos	Player	Rounds	Frequency (%)	# of Holes	# of Eagles
1	Sunghoon Kang	63	75.6	1,134	15
2	Bobby Gates	82	86.8	1,476	17
3	Bubba Watson	85	94.8	1,422	15
4	Derek Lamely	65	97.5	1,170	12
5	Will Strickler	51	102.0	918	9
6	Angel Cabrera	50	112.5	900	8
7	Greg Chalmers	88	113.1	1,584	14
8	Scott McCarron	65	117.0	1,170	10
9	Kyle Stanley	98	117.6	1,764	15
10	Rickie Fowler	84	121.5	1,458	12
11	Sergio Garcia	61	122.0	1,098	9
12	Andres Romero	77	126.0	1,386	11
12	D.J. Trahan	91	126.0	1,638	13
14	Chris Couch	73	131.4	1,314	10
15	Nate Smith	66	132.0	1,188	9
16	Lucas Glover	74	133.2	1,332	10
17	Bo Van Pelt	92	135.0	1,620	12
18	Webb Simpson	98	135.7	1,764	13
19	Steve Marino	76	136.8	1,368	10
20	George McNeill	69	138.0	1,242	9

All-Around Ranking

Pos	Player	Events	Total
1	Webb Simpson	26	239
2	Adam Scott	18	266
3	David Toms	23	308
4	Hunter Mahan	25	348
5	Nick Watney	22	357
6	Matt Kuchar	24	392
7	Luke Donald	19	407
8	Steve Stricker	19	410
9	Jason Day	21	414
10	Bo Van Pelt	27	423
11	Kyle Stanley	28	424
12	Chris Couch	21	431
13	Justin Rose	23	436
14	Brandt Snedeker	26	448
15	Brandt Jobe	28	457
16	Dustin Johnson	21	463
17	Rickie Fowler	24	465
18	Martin Laird	23	469
19	Bill Haas	26	471
20	Zach Johnson	23	474

Birdie Average

Pos	Player	Rounds	Avg	# of Birdies	Total Rounds
1	Steve Stricker	70	4.28	295	69
2	Luke Donald	73	4.24	284	67
3	Webb Simpson	98	4.23	415	98
4	Dustin Johnson	72	4.20	298	71
5	Nick Watney	80	4.10	316	77
6	Rickie Fowler	84	4.09	331	81
7	Aaron Baddeley	77	4.08	314	77
7	J.B. Holmes	57	4.08	216	53
9	Hunter Mahan	92	4.06	361	89
10	Jason Day	76	4.01	293	73
11	Charley Hoffman	93	4.00	368	92
11	Kyle Stanley	98	4.00	392	98
13	Gary Woodland	93	3.96	368	93
14	Andres Romero	77	3.95	304	77
15	Matt Kuchar	94	3.94	347	88
15	David Toms	78	3.94	307	78
17	Bubba Watson	85	3.91	309	79

18	Robert Garrigus	83	3.87	321	83
19	Martin Laird	77	3.86	293	76
19	Phil Mickelson	79	3.86	297	77

Driving Accuracy Percentage

Pos	Player	Rounds	%	Fairways Hit	Possible Fairways
1	Joe Durant	71	75.65	727	961
2	Heath Slocum	89	74.92	923	1,232
3	Jerry Kelly	85	73.30	818	1,116
4	Brian Gay	90	72.77	871	1,197
5	Ben Curtis	66	71.91	663	922
6	David Toms	78	71.82	739	1,029
7	Nick O'Hern	89	71.67	850	1,186
8	Zach Johnson	79	71.06	776	1,092
9	Billy Mayfair	94	70.41	885	1,257
10	Brian Davis	105	70.33	1,029	1,463
11	Aron Price	58	70.29	511	727
12	Chris Riley	76	70.19	704	1,003
13	Justin Hicks	60	69.88	508	727
14	Steve Elkington	50	69.58	485	697
15	Paul Goydos	81	69.00	779	1,129
16	Rocco Mediate	53	68.91	512	743
17	Briny Baird	60	68.74	519	755
18	Jim Furyk	87	68.00	818	1,203
19	Garrett Willis	71	67.85	652	961
20	Mark Wilson	89	67.63	819	1,211

Total Driving

Pos	Player	Events	Total	Distance Rank	Accuracy Rank
1	John Merrick	21	66	41	25
2	John Rollins	27	74	46	28
3	Brandt Jobe	28	76	33	43
4	Boo Weekley	23	79	48	31
5	Adam Scott	18	86	24	62
6	Chris Couch	21	93	44	49
7	Chez Reavie	27	95	71	24
8	John Senden	26	101	72	29
9	Bo Van Pelt	27	105	38	67
10	Josh Teater	31	113	15	98
11	Bill Haas	26	115	48	67
12	Keegan Bradley	28	116	20	96
12	Rod Pampling	21	116	84	32
14	Blake Adams	34	125	80	45
15	Brendan Steele	27	127	77	50
16	J.J. Henry	28	128	92	36
17	Briny Baird	19	129	112	17
18	Billy Horschel	25	133	94	39
18	Kyle Stanley	28	133	9	124
20	Charley Hoffman	27	136	22	114

Sand Save Percentage

Pos	Player	Rounds	%	# Saves	# Bunkers	Total O/U Par
1	Brian Gay	90	63.40	97	153	+49.00
2	Greg Chalmers	88	61.68	103	167	+45.00
3	Paul Stankowski	78	61.17	63	103	+19.00
4	Jason Day	76	60.96	89	146	+33.00
5	Luke Donald	73	59.09	65	110	+28.00
6	Matt Kuchar	94	58.86	93	158	+45.00
7	Retief Goosen	50	58.75	47	80	+19.00
8	Chris Riley	76	58.18	64	110	+30.00
9	Justin Rose	79	58.16	82	141	+28.00
10	Woody Austin	59	58.11	43	74	+21.00
11	Rod Pampling	72	57.63	68	118	+20.00
12	Bryce Molder	82	57.52	88	153	+47.00

13	Tom Gillis	55	57.14	52	91	+10.00
14	D.J. Brigman	67	56.38	53	94	+33.00
15	Shaun Micheel	77	56.30	67	119	+37.00
16	Hunter Haas	96	56.21	86	153	+36.00
17	Jerry Kelly	85	55.97	75	134	+43.00
18	David Toms	78	55.93	66	118	+30.00
19	Adam Scott	60	55.66	59	106	+24.00
20	K.J. Choi	77	55.65	69	124	+32.00

Scoring Average (Actual)

Pos	Player	Rounds	Avg	Total Strokes	Total Rounds
1	Webb Simpson	98	69.16	6,778	98
2	Luke Donald	73	69.30	4,643	67
3	Steve Stricker	70	69.33	4,784	69
4	David Toms	78	69.55	5,425	78
5	Nick Watney	80	69.57	5,357	77
6	Matt Kuchar	94	69.60	6,125	88
7	Charles Howell III	108	69.85	7,544	108
8	Jason Day	76	69.86	5,100	73
9	Brandt Snedeker	85	69.94	5,945	85
10	Hunter Mahan	92	69.98	6,228	89
11	Spencer Levin	113	70.00	7,910	113
12	Zach Johnson	79	70.08	5,466	78
13	Bill Haas	93	70.11	6,450	92
13	John Merrick	71	70.11	4,978	71
13	Gary Woodland	93	70.11	6,520	93
16	Fredrik Jacobson	92	70.16	6,455	92
17	Martin Laird	77	70.17	5,333	76
17	Bryce Molder	82	70.17	5,754	82
19	Chris Couch	73	70.18	5,123	73
20	Brendon de Jonge	105	70.19	7,370	105

Greens in Regulation Percentage

Pos	Player	Rounds	%	Greens Hit	# Holes	Relative/Par
1	Boo Weekley	66	71.68	800	1,116	-0.23
2	Heath Slocum	89	71.40	1,131	1,584	-0.23
3	Joe Durant	71	71.26	885	1,242	-0.18
4	Chad Campbell	99	71.13	1,242	1,746	-0.22
5	John Senden	94	70.86	1,199	1,692	-0.26
6	David Toms	78	70.20	935	1,332	-0.27
7	Ernie Els	71	69.89	868	1,242	-0.22
8	Webb Simpson	98	69.84	1,232	1,764	-0.32
9	Bubba Watson	85	69.83	993	1,422	-0.29
10	Justin Rose	79	69.48	963	1,386	-0.26
11	Bill Haas	93	69.44	1,150	1,656	-0.27
12	Gary Woodland	93	69.41	1,162	1,674	-0.28
13	Bill Lunde	92	69.38	1,099	1,584	-0.25
14	Brandt Jobe	100	69.16	1,195	1,728	-0.26
15	Briny Baird	60	69.14	672	972	-0.24
16	John Rollins	85	69.08	1,032	1,494	-0.26
17	D.J. Trahan	91	68.99	1,130	1,638	-0.23
18	J.J. Henry	96	68.96	1,142	1,656	-0.24
19	Charles Howell III	108	68.91	1,290	1,872	-0.25
20	Kris Blanks	92	68.89	1,116	1,620	-0.24

Driving Distance

Pos	Player	Rounds	Avg.	Total Distance	Total Drives
1	J.B. Holmes	57	318.4	33,751	106
2	Bubba Watson	85	314.9	49,747	158
3	Dustin Johnson	72	314.2	44,616	142
4	Robert Garrigus	83	313.4	52,026	166
5	Gary Woodland	93	310.5	57,745	186
6	Steven Bowditch	86	308.3	50,569	164
7	Scott Piercy	78	305.4	45,204	148

8	Jhonattan Vegas	84	304.9	48,778	160
9	Kyle Stanley	98	304.6	54,825	180
10	Will Strickler	51	304.1	28,584	94
11	Scott Stallings	84	303.7	47,374	156
12	Tag Ridings	87	303.3	49,131	162
13	Martin Laird	77	303.0	46,051	152
14	Jason Day	76	302.6	44,179	146
15	Josh Teater	104	302.3	59,244	196
16	Nick Watney	80	301.9	46,500	154
17	Harrison Frazar	58	301.8	35,006	116
18	Jim Herman	69	301.7	36,806	122
19	Angel Cabrera	50	301.6	27,747	92
20	Keegan Bradley	91	300.7	52,319	174

Strokes Gained - Putting

Pos	Player	Rounds	Average	Total Putts Gained	Measured Rounds
1	Luke Donald	73	.844	43.895	52
2	Steve Stricker	70	.769	40.756	53
3	Bryce Molder	82	.745	52.921	71
4	Charlie Wi	83	.724	55.745	77
5	Greg Chalmers	88	.673	53.157	79
6	Fredrik Jacobson	92	.654	45.753	70
7	Jason Day	76	.624	36.825	59
8	Kevin Na	84	.604	41.056	68
9	Scott McCarron	65	.591	31.888	54
10	Brandt Snedeker	85	.586	39.231	67
11	Zach Johnson	79	.573	36.690	64
12	Nick Watney	80	.559	34.677	62
13	Hunter Mahan	92	.556	42.222	76
14	Ryan Moore	79	.541	32.470	60
15	Angel Cabrera	50	.535	18.733	35
16	Dean Wilson	62	.522	29.756	57
17	Brian Gay	90	.509	37.646	74
18	Matt McQuillan	59	.503	24.143	48
18	David Toms	78	.503	29.674	59
20	Geoff Ogilvy	69	.498	26.913	54

Scoring Records

72 HOLES

- 254** Tommy Armour III (64-62-63-65), The Resort at La Cantera (par 70), 2003 Valero Texas Open (26-under)
- 255** Steve Stricker* (65-67-61-62), four courses (all courses, par 72), 2009 Bob Hope Classic (33-under)
- 256** Mark Calcavecchia (65-60-64-67), TPC Scottsdale (par 71), 2001 Phoenix Open (28-under)
- 257** Mike Souchak (60-68-64-65), Brackenridge Park GC (par 71), 1955 Texas Open (27-under)
Tiger Woods (64-63-64-66), East Lake Golf Club (par 70), 2007 TOUR Championship (23-under)
- 258** Donnie Hammond (65-64-65-64), Oak Hills CC (par 70), 1989 Texas Open (22-under)
John Cook (64-62-63-69), TPC Southwind (par 71), 1996 FedEx St. Jude Classic (26-under)
Steve Jones (62-64-65-67), TPC Scottsdale (par 71), 1997 Phoenix Open (26-under)
Pat Perez* (62-63-67-67), four courses (all courses, par 72), 2009 Bob Hope Classic (30-under)
Kenny Perry (61-68-66-63), TPC River Highlands (par 70), 2009 Travelers Championship (26-under)
Steve Stricker (60-66-62-70), TPC Deere Run (par 71), 2010 John Deere Classic (26-under)
Stuart Appleby (66-68-65-59), The Greenbrier (Old White Course) (par 70), 2010 Greenbrier Classic (22-under)
- 259** Byron Nelson (62-68-63-66), Broadmoor GC (par 70), 1945 Seattle Open (21-under)
Chandler Harper (70-63-63-63), Brackenridge Park GC (par 71), 1954 Texas Open (25-under)
Tim Norris (63-64-66-66), Wethersfield CC (par 71), 1982 Sammy Davis, Jr. Greater Hartford Open (25-under)
Corey Pavin (64-63-66-66), Oak Hills CC (par 70), 1988 Texas Open (21-under)
David Frost (68-63-64-64), Oakwood CC (par 70), 1993 Hardee's Golf Classic (21-under)
Tiger Woods (64-61-67-67), Firestone CC (par 70), 2000 World Golf Championships-NEC Invitational (21-under)
Joe Durant* (65-61-67-66), four courses (all courses, par 72), 2001 Bob Hope Chrysler Classic (29-under)
Tim Herron* (69-64-61-65), four courses (all courses, par 72), 2003 Bob Hope Chrysler Classic (29-under)
Carl Pettersson (64-61-66-68), Sedgefield CC (par 70), 2008 Wyndham Championship (21-under)
Zach Johnson (65-66-64-64), Colonial CC (par 70), 2010 Crowne Plaza Invitational at Colonial (21-under)
Jeff Overton (64-62-66-67), The Greenbrier (Old White Course) (par 70), 2010 Greenbrier Classic (21-under-par)

* Through first four rounds of 90-hole tournament.

90 HOLES

- 324** Joe Durant (65-61-67-66-65), four courses (all courses, par 72), 2001 Bob Hope Chrysler Classic (36-under, won)
- 325** Tom Kite (67-67-64-65-62), four courses (all courses, par 72), 1993 Bob Hope Chrysler Classic (35-under, won)
- 327** John Cook (66-69-67-62-63), four courses (all courses, par 72), 1997 Bob Hope Chrysler Classic (33-under, won)
Pat Perez (61-63-67-67-69), four courses (all courses, par 72) 2009 Bob Hope Classic (33-under, won)
- 328** Mark Calcavecchia (64-67-66-64-67), four courses (all courses, par 72), 1997 Bob Hope Chrysler Classic (32-under, second)
Paul Stankowski (67-64-65-69-63), four courses (all courses, par 72), 2001 Bob Hope Chrysler Classic (32-under, second)
Stuart Appleby (62-68-63-66-69), three courses (TPC Summerlin/par 72, TPC The Canyons/par 71, Southern Highlands/par 72), 2003 Las Vegas Invitational (31-under, won)
Scott McCarron (69-62-64-67-66), three courses (TPC Summerlin/par 72, TPC The Canyons/par 71, Southern Highlands/par 72), 2003 Las Vegas Invitational (31-under, second, lost playoff)

MOST STROKES UNDER PAR (72 HOLES)

- 33** Steve Stricker*, 2009 Bob Hope Classic, 255, four courses, par 72 (T3)
- 31** Ernie Els, 2003 Mercedes Championship, 261, par 73 (won)
- 30** Pat Perez*, 2009 Bob Hope Classic, 258, four courses, par 72 (won)
- 29** Joe Durant*, 2001 Bob Hope Chrysler Classic, 259, four courses, par 72 (won)
Tim Herron*, 2003 Bob Hope Chrysler Classic, 259, four courses, par 72 (T3)
- 28** John Huston, 1998 United Airlines Hawaiian Open, 260, par 72 (won)
Mark Calcavecchia, 2001 Phoenix Open, 256, par 71 (won)
Stuart Appleby*, 2003 Las Vegas Invitational, 259, three courses (TPC Summerlin/par 72, TPC The Canyons/par 71, Southern Highlands/par 72) (won)
Phil Mickelson, 2006 BellSouth Classic, 260, par 72 (won)
- 27** Ben Hogan, 1945 Portland Invitational, 261, par 72 (won)
Mike Souchak, 1955 Texas Open, 257, par 71 (won)
Mark Calcavecchia*, 1997 Bob Hope Chrysler Classic, 261, four courses, par 72 (second)
Jonathan Byrd, 2002 Buick Challenge, 261, par 72 (won)
Steve Flesch*, 2003 Las Vegas Invitational, 260, three courses (TPC Summerlin/par 72, TPC The Canyons/par 71, Southern Highlands/par 72) (T6)
- 26** Gay Brewer, 1967 Pensacola Open, 262, par 72 (won)
Robert Wrenn, 1987 Buick Open, 262, par 72 (won)
Chip Beck, 1988 USF&G Classic, 262, par 72 (won)
John Huston, 1992 Walt Disney World/Oldsmobile Classic, 262, two courses, par 72 (won)
John Cook, 1996 FedEx St. Jude Classic, 258, par 71 (won)
Steve Jones, 1997 Phoenix Open, 258, par 71 (won)
David Duval, 1999 Mercedes Championships, 266, par 73 (won)
Duffy Waldorf, 2000 National Car Rental Golf Classic at Walt Disney World Resort, 262, two courses, par 72 (won)
Jay Haas*, 2002 Bob Hope Chrysler Classic, 262, four courses, par 72 (T16)
David Toms, 2002 Buick Challenge, 262, par 72 (second)
Tommy Armour III, 2003 Valero Texas Open, 254, par 70 (won)
Phil Mickelson*, 2004 Bob Hope Chrysler Classic, 262, four courses, par 72 (won)

Kirk Triplett*, 2004 Bob Hope Chrysler Classic, 262, four courses, par 72 (T9)
Joe Ogilvie*, 2005 Bob Hope Chrysler Classic, 262, four courses, par 72 (T2)
Steve Stricker, 2010 John Deere Classic, 258, par 71 (won)

* Through first four rounds of 90-hole tournament.

90 HOLES

- 324** Joe Durant, 2001 Bob Hope Chrysler Classic, 324, four courses, par 72 (won)
325 Tom Kite, 1993 Bob Hope Chrysler Classic, 325, four courses, par 72 (won)
327 John Cook, 1997 Bob Hope Chrysler Classic, 327, four courses, par 72 (won)
Pat Perez, 2009 Bob Hope Classic, 327, four courses, par 72 (won)
328 Mark Calcavecchia, 1997 Bob Hope Chrysler Classic, 328, four courses, par 72 (second)
Paul Stankowski, 2001 Bob Hope Chrysler Classic, 328, four courses, par 72 (second)

54 HOLES, OPENING ROUNDS

- 188** Steve Stricker (60-66-62), TPC Deere Run (par 71), 2010 John Deere Classic (25-under)
189 John Cook (64-62-63), TPC Southwind (par 71), 1996 FedEx St. Jude Classic (24-under)
Mark Calcavecchia (65-60-64), TPC Scottsdale (par 71), 2001 Phoenix Open, (24-under)
Tommy Armour III (64-62-63), The Resort at La Cantera (par 70), 2003 Valero Texas Open, (21-under)
191 Johnny Palmer (65-62-64), Brackenridge Park GC (par 71), 1954 Texas Open (22-under)
Gay Brewer (66-64-61), Pensacola CC (par 72), 1967 Pensacola Open (25-under)
Steve Jones (62-64-65), TPC Scottsdale (par 71), 1997 Phoenix Open (22-under)
Ben Crane (62-65-64), Brown Deer Park GC (par 70), 2005 U.S. Bank Championship in Milwaukee (19-under)
Tiger Woods (64-63-64), East Lake CC (par 70), 2007 TOUR Championship (19-under)
Carl Pettersson (64-61-66), Sedgefield CC (par 70), 2008 Wyndham Championship (19-under)
Pat Perez (61-63-67), three courses, (all par 72), 2009 Bob Hope Classic (25-under)
192 Mike Souchak (60-68-64), Brackenridge Park GC (par 71), 1955 Texas Open (21-under)
Bob Gilder (64-63-65), Westchester CC (par 70), 1982 Manufacturers Hanover Westchester Classic (18-under)
Tiger Woods (64-61-67), Firestone CC (par 70), 2000 World Golf Championships-NEC Invitational (18-under)
Steve Flesch (62-64-66), Southern Highlands GC (par 72)/TPC The Canyons (par 71)/TPC Summerlin (par 72), 2003 Las Vegas Invitational (23-under)
Scott Verplank (64-62-66), TPC The Canyons (par 71)/TPC Summerlin (par 72)/ Southern Highlands GC (par 72), 2003 Las Vegas Invitational (23-under)
Kenny Perry (65-63-64), Colonial CC (par 70), 2005 Bank of America Colonial (18-under)
Jesper Pamevik (61-65-66), The Resort at La Cantera (par 70), 2007 Valero Texas Open (18-under)
Jeff Overton (64-62-66), The Greenbrier (Old White Course) (par 70), 2010 Greenbrier Classic (18-under)

CONSECUTIVE ROUNDS

- 188** Steve Stricker (60-66-62), TPC Deere Run (par 71), rounds 1-3, 2010 John Deere Classic (25-under)
189 Chandler Harper (63-63-63), Brackenridge Park GC (par 71), rounds 2-4, 1954 Texas Open, (24-under)
John Cook (64-62-63), TPC Southwind (par 71), rounds 1-3, 1996 FedEx St. Jude Classic, (24-under)
Mark Calcavecchia (65-60-64), TPC Scottsdale (par 71), rounds 1-3, 2001 Phoenix Open, (24-under)
Tommy Armour III (64-62-63), The Resort at La Cantera (par 70), rounds 1-3, 2003 Valero Texas Open, (21-under)

36 HOLES, OPENING ROUNDS

- 124** Pat Perez (61-63), two courses (both par 72), 2009 Bob Hope Classic (20-under)
David Toms (62-62), Colonial CC (par 70), 2011 Crowne Plaza Invitational at Colonial (16-under)
125 Tiger Woods (64-61), Firestone CC (par 70), 2000 World Golf Championships-NEC Invitational (15-under)
Mark Calcavecchia (65-60), TPC Scottsdale (par 71), 2001 Phoenix Open (17-under)
Tom Lehman (63-62), TPC Summerlin (par 72)/Southern Highlands GC (par 72), 2001 Invensys Classic at Las Vegas (19-under)
Corey Pavin (61-64), Brown Deer Park Golf Course (par 70), 2006 U.S. Bank Championship in Milwaukee (15-under)
Carl Pettersson (64-61), Sedgefield CC (par 70), 2008 Wyndham Championship (15-under)
126 Tommy Bolt (64-62), Cavalier Yacht & CC (par 69), 1954 Virginia Beach Open (12-under)
Paul Azinger (64-62), at Oak Hills CC (par 70), 1989 Texas Open presented by Nabisco (14-under)
John Cook (64-62), TPC Southwind (par 71), 1996 FedEx St. Jude Classic (16-under)
Rick Fehr (64-62), Las Vegas Hilton CC (par 71)/TPC Summerlin (par 72), 1996 Las Vegas Invitational (17-under)
Steve Jones (62-64), TPC Scottsdale (par 71), 1997 Phoenix Open (16-under)
David Frost (63-63), TPC Southwind (par 71), 1999 FedEx St. Jude Classic (16-under)
Joe Durant (65-61), La Quinta CC (par 72)/Indian Wells CC (par 72), 2001 Bob Hope Chrysler Classic (18-under)
Tommy Armour III (64-62), The Resort at La Cantera (par 70), 2003 Valero Texas Open, (14-under)
Steve Flesch (62-64), Southern Highlands GC (par 72)/TPC The Canyons (par 71), 2003 Las Vegas Invitational (17-under)
Scott Verplank (64-62), TPC The Canyons (par 71)/TPC Summerlin (par 72), 2003 Las Vegas Invitational (17-under)
Jesper Pamevik (61-65), The Resort at La Cantera (par 70), 2007 Valero Texas Open (14-under)
Mark Turnesa (62-64), TPC Summerlin (par 72), 2008 Justin Timberlake Shriners Hospitals for Children Open (18-under)
Matt Kuchar (63-63), TPC Summerlin (par 72), 2008 Justin Timberlake Shriners Hospitals for Children Open (18-under)
Briny Baird (63-63), two courses (both par 72), 2009 Bob Hope Classic (18-under)
Steve Stricker (63-63), Colonial CC (par 70), 2009 Crowne Plaza Invitational at Colonial (14-under)
Jeff Overton (64-62), The Greenbrier (Old White Course) (par 70), 2010 Greenbrier Classic (14-under)
Steve Stricker (60-66), TPC Deere Run (par 71), 2010 John Deere Classic (16-under)
Justin Rose (64-62), TPC River Highlands (par 70), 2010 Travelers Championship (14-under)

CONSECUTIVE ROUNDS

- 122** Troy Matteson (61-61), Grayhawk GC (par 70), second, third rounds, 2009 Fry's.com Open, (18-under)
123 Steve Stricker (61-62) two courses (both par 72), third, fourth rounds, 2009 Bob Hope Classic, (21-under)
124 Mark Calcavecchia (60-64), TPC Scottsdale (par 71), second, third rounds, 2001 Phoenix Open, (18-under)

Pat Perez (61-63), two courses (both par 72), first, second rounds, 2009 Bob Hope Classic, (20-under)
Stuart Appleby (65-59), The Greenbrier (Old White Course) (par 70), third, fourth rounds, 2010 Greenbrier Classic (16-under)
David Toms (62-62), Colonial CC (par 70), first and second rounds, 2011 Crowne Plaza Invitational at Colonial (16-under)

- 125** Gay Brewer (64-61), Pensacola CC (par 72), second, third rounds, 1967 Pensacola Open, (19-under)
Ron Streck (63-62), Oak Hills CC (par 70), third, fourth rounds, 1978 Texas Open, (15-under)
Blaine McCallister (62-63), Oakwood CC (par 70), second, third rounds, 1988 Hardee's Golf Classic, (15-under)
John Cook (62-63), TPC Southwind (par 71), second, third rounds, 1996 FedEx St. Jude Classic, (17-under)
John Cook (62-63), Indian Wells CC (par 72), fourth, fifth rounds, 1997 Bob Hope Chrysler Classic, (19-under)
Tiger Woods (64-61), Firestone CC (par 70), first, second rounds, 2000 World Golf Championships-NEC Invitational, (15-under)
Mark Calcavecchia (65-60), TPC Scottsdale (par 71), first, second rounds, 2001 Phoenix Open, (17-under)
Tom Lehman (63-62), TPC Summerlin (par 72)/Southern Highlands GC (par 72), first, second rounds, 2001 Invensys Classic at Las Vegas, (19-under)
Tim Herron (64-61), Bermuda Dune CC (par 72)/PGA West/Palmer Course (par 72), second, third rounds, 2003 Bob Hope Chrysler Classic, (19-under)
Kenny Perry (64-61), Colonial CC (par 70), second, third rounds, 2003 Bank of America Colonial, (15-under)
Tommy Armour III (64-61), The Resort at La Cantera (par 70), second, third rounds, 2003 Valero Texas Open, (15-under)
Corey Pavin (61-64), Brown Deer Park Golf Course (par 70), first, second rounds, 2006 U.S. Bank Championship in Milwaukee (15-under)
Kevin Streelman (63-62), TPC River Highlands (par 70), second, third rounds, 2008 Travelers Championship (15-under)
Carl Pettersson (64-61), Sedgefield CC (par 70), first, second rounds, 2008 Wyndham Championship (15-under)
Martin Laird (62-63), TPC Summerlin (par 71), second, third rounds, 2010 Justin Timberlake Shriners Hospitals for Children Open (17-under)

18 HOLES

- 59** Al Geiberger (29-30), Colonial CC (par 72), June 10, second round, 1977 Memphis Classic (13-under-par), 1 eagle, 11 birdies. Began on back nine, Made an 8-foot birdie putt on the ninth hole. Won by three strokes
Chip Beck (30-29), Sunrise GC (par 72), October 11, third round, 1991 Las Vegas Invitational (13-under-par), 13 birdies. Began on back nine. Birdied his last three holes, including a 3-footer on the ninth hole. Finished T3.
David Duval (31-28), PGA West (Palmer Course) (par 72), January 24, final round, 1999 Bob Hope Chrysler Classic (13-under), 1 eagle, 11 birdies. Made 6-foot eagle putt on the 18th hole. Won by one stroke
Paul Goydos (31-28), TPC Deere Run (par 71), July 8, first round, 2010 John Deere Classic (12-under), 12 birdies. Made a 7-foot putt birdie putt on the 18th hole. Finished second.
Stuart Appleby (28-31), The Greenbrier (Old White Course) (par 70), August 1, final round, 2010 Greenbrier Classic (11-under), 1 eagle, 9 birdies. Made a 10-foot, 10-inch birdie putt on the 18th hole. Won by one stroke
- 60** Al Brosch, Brackenridge Park GC, third round, 1951 Texas Open (11-under)
Bill Nary, El Paso CC, third round, 1952 El Paso Open (11-under)
Ted Kroll (30-30), Brackenridge Park GC, third round, 1954 Texas Open (11-under)
Wally Ulrich (29-31), Cavalier Yacht & CC, second round, 1954 Virginia Beach Open (9-under)
Tommy Bolt (30-30), Wethersfield CC, second round, 1954 Insurance City Open (11-under)
Mike Souchak (27-33), Brackenridge Park GC, San Antonio, TX, first round, 1955 Texas Open (11-under)
Sam Snead, Glen Lakes CC, second round, 1957 Dallas Open (11-under)
David Frost (29-31), Randolph Park GC, second round, 1990 Northern Telecom Tucson Open (12-under)
Davis Love III (31-29), Waialae CC, second round, 1994 United Airlines Hawaiian Open (12-under)
Grant Waite (31-29), TPC Scottsdale, final round, 1996 Phoenix Open (11-under)
Steve Lowery (29-31), Callaway Gardens (Mountain View Course), final round, 1997 Buick Challenge (12-under)
Tommy Armour III (30-30), Las Vegas CC, second round, 1999 Las Vegas Invitational (12-under)
Mark Calcavecchia (29-31), TPC Scottsdale, second round, 2001 Phoenix Open (11-under)
Robert Gamez (27-33), Indian Wells CC, third round, 2004 Bob Hope Chrysler Classic (12-under)
Bart Bryant (29-31), The Resort Course at La Cantera, third round, 2004 Valero Texas Open (10-under)
Phil Mickelson (29-31), TPC Scottsdale, second round, 2005 FBR Open (11-under)
Pat Perez (30-30), Palmer Course at PGA West, first round, 2006 Bob Hope Chrysler Championship (12-under)
Arron Oberholser (30-30), Cottonwood Valley Course, second round, 2006 EDS Byron Nelson Championship (10-under)
Justin Rose (29-31), Palm Course, first round, 2006 FUNAI Classic at Walt Disney World Resort (12-under)
Zach Johnson (31-29), East Lake GC, third round, 2007 TOUR Championship (10-under)
Zach Johnson* (30-30), The Resort Course at La Cantera, third round, 2009 Valero Texas Open (10-under)
Steve Stricker (30-30), TPC Deere Run, first round, 2010 John Deere Classic (12-under)
Carl Pettersson (31-29), St. George's G&CC, third round, 2010 RBC Canadian Open (10-under)
J.B. Holmes (30-30), The Greenbrier (Old White Course), third round, 2010 Greenbrier Classic (10-under)
Patrick Cantlay** (30-30), TPC River Highlands, 2011 second round, Travelers Championship (10-under)

* First golfer to record two career rounds of 60 or better

** Amateur

18 HOLES (MAJOR CHAMPIONSHIP)

- 63 Masters**
Nick Price, 1986, third round (9-under)
Greg Norman, 1996, first round (9-under)

U.S. Open

Johnny Miller, 1973 (Oakmont), final round (8-under)
Jack Nicklaus, 1980 (Baltusrol), first round (7-under)
Tom Weiskopf, 1980 (Baltusrol), first round (7-under)
Vijay Singh, 2003 (Olympia Fields), second round (7-under)

British Open

Mark Hayes, 1977 (Turnberry), second round (7-under)
Isao Aoki, 1980 (Muirfield), third round (8-under)
Greg Norman, 1986 (Turnberry), second round (7-under)
Paul Broadhurst, 1990 (St. Andrews), third round (9-under)
Jodie Mudd, 1991 (Birkdale), final round (7-under)
Nick Faldo, 1993 (St. George's), final round (7-under)
Payne Stewart, 1993 (St. George's), final round (7-under)

Rory Mcllroy, 2010 (St. Andrews), first round (9-under)

PGA Championship

Bruce Crampton, 1975 (Firestone), second round (7-under)
Raymond Floyd, 1982 (Southern Hills), first round (7-under)
Gary Player, 1984 (Shoal Creek), second round (9-under)
Vijay Singh, 1993 (Inverness), second round (8-under)
Michael Bradley, 1995 (Riviera), first round (8-under)
Brad Faxon, 1995 (Riviera), final round (8-under)
Jose Maria Olazabal, 2000 (Valhalla), third round (9-under)
Mark O'Meara, 2001 (Atlanta AC), second round (7-under)
Thomas Bjorn, 2005 (Baltusrol), third round (7-under)
Tiger Woods, 2007 (Southern Hills), second round (7-under)
Steve Stricker, 2011 (Atlanta Athletic), first round (7-under)

9 HOLES

- 26 Corey Pavin, Brown Deer Park GC (par 34), front nine, first round, 2006 U.S. Bank Championship in Milwaukee (8-under)
- 27 Mike Souchak, Brackenridge Park GC (par 35), back nine, first round, 1955 Texas Open (8-under)
Andy North, En-Joie GC (par 34), back nine, first round, 1975 B.C. Open (7-under)
Billy Mayfair, Warwick Hills G&CC (par 36), back nine, final round, 2001 Buick Open, (9-under)
Robert Gamez, Indian Wells CC (par 36), front nine, third round, 2004 Bob Hope Chrysler Classic (9-under)
Brandt Snedeker, Torrey Pines GC (North Course) (par 36), back nine, first round, 2007 Buick Invitational (9-under)
Chris Riley, Montreux G&CC (par 36), front nine, second round, 2009 Legends Reno-Tahoe Open (9-under)
Nick Watney, Aronimink GC (par 35), back nine, third round, 2011 AT&T National (8-under)

MOST STROKES UNDER PAR (9 HOLES)

- 9 Billy Mayfair, 27, Warwick Hills G&CC (par 36), back nine, final round, 2001 Buick Open
Robert Gamez, 27, Indian Wells CC (par 36), front nine, third round, 2004 Bob Hope Chrysler Classic
Brandt Snedeker, 27, Torrey Pines GC (North Course) (par 36), back nine, first round, 2007 Buick Invitational
Chris Riley, 27, Montreux G&CC (par 36), front nine, second round, 2009 Legends Reno-Tahoe Open

BEST VARDON TROPHY SCORING AVERAGE (NON-ADJUSTED)

- 68.17 Tiger Woods, 2000 (5,181 strokes, 76 rounds)
- 68.84 Tiger Woods, 2009 (4,268 strokes, 62 rounds)
- 68.87 Tiger Woods, 2001 (5,234 strokes, 76 rounds)
- 69.00 Tiger Woods, 2002 (4,692 strokes, 68 rounds)
- 69.03 Davis Love III, 2001 (5,177 strokes, 75 rounds)
- 69.10 Tiger Woods, 2007 (4,146 strokes, 60 rounds)
- 69.11 Vijay Singh, 2003 (7,049 strokes, 102 rounds)
- 69.11 Tiger Woods, 2005 (5,114 strokes, 74 rounds)
- 69.16 Phil Mickelson, 2001 (5,671 strokes, 82 rounds)
- 69.16 Webb Simpson, 2011 (6,778 strokes, 98 rounds)
- 69.19 Vijay Singh, 2004 (7,611 strokes, 110 rounds)
- 69.23 Sam Snead, 1950 (6,646 strokes, 96 rounds)
- 69.28 Jim Furyk, 2003 (6,997 strokes, 101 rounds)
- 69.30 Ben Hogan, 1948 (5,267 strokes, 76 rounds)
- 69.33 Greg Norman, 1994 (4,368 strokes, 63 rounds)
- 69.34 Vijay Singh, 2001 (6,379 strokes, 92 rounds)
- 69.37 Sam Snead, 1949 (5,064 strokes, 73 rounds)

ADJUSTED (SINCE 1988)

- 67.79 Tiger Woods, 2000
- 67.79 Tiger Woods, 2007
- 68.05 Tiger Woods, 2009
- 68.41 Tiger Woods, 2003
- 68.43 Tiger Woods, 1999
- 68.56 Tiger Woods, 2002
- 68.65 Vijay Singh, 2003
- 68.66 Tiger Woods, 2005
- 68.81 Greg Norman, 1994
- 68.81 Tiger Woods, 2001
- 68.84 Vijay Singh, 2004
- 68.86 Jim Furyk, 2006
- 68.86 Luke Donald, 2011
- 68.90 Greg Norman, 1993

Note: Byron Nelson's stroke average in 1945 was 68.34 (7,657 strokes in 112 rounds). However, the Vardon Trophy was not awarded from 1942-46 because of World War II.

MOST BIRDIES IN A ROW

- 9 Mark Calcavecchia, Glen Abbey GC, second round, 65, 2009 RBC Canadian Open (T8)
- 8 Bob Goalby, Pasadena GC, final round, 65, 1961 St. Petersburg Open (won)
Fuzzy Zoeller, Oakwood CC, first round, 63, 1976 Quad Cities Open (second)
Dewey Amette, Warwick Hills GC, first round, 65, 1987 Buick Open (T47)
Edward Fryatt, Doral Golf Resort and Spa (Blue Course), second round, 62, 2000 Doral-Ryder Open (T9)
J.P. Hayes, Palmer Course at PGA West, first round, 65, 2002 Bob Hope Chrysler Classic (T16)
Jerry Kelly, TPC Summerlin, third round, 65, 2003 Las Vegas Invitational (T9)
Chris Stroud, El Camaleon GC, second round, 63, 2011 Mayakoba Golf Classic (fourth)

BEST BIRDIE-EAGLE STREAK (BY HOLES)

- 8 Billy Mayfair, 7 birdies, 1 eagle, Warwick Hills G&CC, final round, 2001 Buick Open
Briny Baird, 7 birdies, 1 eagle, Disney Palm Course, second round, 2003 FUNAI Classic at Walt Disney World Resort
- 7 Al Geiberger, 6 birdies, 1 eagle, Colonial CC, second round, 1977 Danny Thomas Memphis Classic
Webb Heintzelman, 5 birdies, 1 eagle, 1 birdie, Spanish Trail G&CC, third round, 1989 Las Vegas Invitational
Davis Love III, 6 birdies, 1 eagle, Pebble Beach GL, final round, 2001 AT&T Pebble Beach National Pro-Am
Brandt Snedeker, 4 birdies, 1 eagle, 2 birdies, Torrey Pines GC (North Course), first round, 2007 Buick Invitational

MOST BIRDIES IN A ROW TO WIN

- 6 Mike Souchak, 1956 St. Paul Open (last 6 holes)
- 5 Jack Nicklaus, 1978 Jackie Gleason Inverrary Classic (last 5 holes)
Tom Weiskopf, 1971 Kemper Open (last 4 holes plus 1 playoff hole)

Note: John Cook birdied the final hole of regulation at 1992 Bob Hope Chrysler Classic, then birdied the first three holes of the playoff and eagled the fourth hole to win.

MOST BIRDIES (72 HOLES)

- 34 Steve Stricker, 2009 50th Bob Hope Classic
- 32 Jhonattan Vegas, 2011 Bob Hope Classic
Mark Calcavecchia, 2001 Phoenix Open
Paul Gow, 2001 B.C. Open
- 31 John Huston, 1998 United Airlines Hawaiian Open
Phil Mickelson, 2006 BellSouth Classic
Steve Stricker, 2010 John Deere Classic

MOST BIRDIES (90 HOLES)

- 37 Tom Kite, 1993 Bob Hope Chrysler Classic
Phil Mickelson, 2004 Bob Hope Chrysler Classic

TWO HOLES-IN-ONE, SAME ROUND/SAME DAY

Yusaku Miyazato, 2006 Reno Tahoe Open, Montreux G&CC; No. 7 (230 yards, 4-iron) and No. 12 (173 yards, 7-iron)/second round; shot 68
Bill Wheddon, 1955 Insurance City Open, Wethersfield (CT) CC; No. 5 (168 yards, 5-iron) and No. 9 (206 yards, 3-iron)/ first round; shot 75

TWO HOLES-IN-ONE, SAME TOURNAMENT

Yusaku Miyazato, 2006 Reno-Tahoe Open, second round
Bob Tway, 1994 Memorial Tournament; first round/third round
Glen Day, 1994 Greater Hartford Open; second round/third round
Jack Rule, 1964 Mountain View Open; first round/fourth round
Bill Wheddon, 1955 Insurance City Open, first round

MOST UNDER-PAR, CONSECUTIVE STARTS

- 54 Joe Durant, 2001 Bob Hope Chrysler Classic (36-under) and Genuity Championship (18-under)

MOST CONSECUTIVE ROUNDS PAR OR BETTER

- 52 Tiger Woods, third round, 2000 GTE Byron Nelson Classic, through first round, 2001 Phoenix Open

Victory Records

Most victories during career: (PGA TOUR co-sponsored and/or approved tournaments)

82 Sam Snead

- 1936 West Virginia Closed Pro.
- 1937 Oakland Open, Bing Crosby Pro-Am, St. Paul Open, Nassau Open, Marri Open.
- 1938 Bing Crosby Pro-Am, Greater Greensboro Open, Inverness Invitational, Palm Beach Round Robin, Chicago Open, Canadian Open, Westchester 108 Hole Open, White Sulphur Springs Open.
- 1939 St. Petersburg Open, Marri-Biltmore Four-Ball, Marri Open.
- 1940 Inverness Invitational Four-Ball, Canadian Open, Anthracite Open.
- 1941 Bing Crosby Pro-Am, St. Petersburg Open, North & South Open, Canadian Open, Rochester Times Union Open, Henry Hurst Invitational.
- 1942 St. Petersburg Open, PGA Championship.
- 1944 Portland Open, Richmond Open.
- 1945 Los Angeles Open, Gulfport Open, Pensacola Open Invitational, Jacksonville Open, Dallas Open, Tulsa Open.
- 1946 Virginia Open, Jacksonville Open, Greater Greensboro Open, British Open, World Championship of Golf, Marri Open.
- 1948 Texas Open.
- 1949 Greater Greensboro Open, Masters Tournament, PGA Championship, Washington Star Open, Dapper Dan Open, Western Open.
- 1950 Los Angeles Open, Bing Crosby Pro-Am, Texas Open, Marri Beach Open, Greater Greensboro Open, Western Open, Colonial Invitational, Inverness Four-Ball Invitational, Reading Open, North & South Open, Marri Open.
- 1951 PGA Championship, Marri Open.
- 1952 Masters Tournament, Palm Beach Round Robin, Inverness Round Robin Invitational, All American Open, Eastern Open.
- 1953 Baton Rouge Open.
- 1954 Masters Tournament, Palm Beach Round Robin.
- 1955 Greater Greensboro Open, Palm Beach Round Robin, Insurance City Open, Marri Open.
- 1956 Greater Greensboro Open.
- 1957 Palm Beach Round Robin, Dallas Open Invitational.
- 1958 Dallas Open Invitational.
- 1960 De Soto Open Invitational, Greater Greensboro Open.
- 1961 Tournament of Champions.
- 1965 Greater Greensboro Open.

73 Jack Nicklaus

- 1962 U.S. Open, Seattle World's Fair Open Invitational, Portland Open Invitational.
- 1963 Palm Springs Golf Classic, Masters Tournament, Tournament of Champions, PGA Championship, Sahara Invitational.
- 1964 Phoenix Open Invitational, Tournament of Champions, Whitmarsh Open Invitational, Portland Open Invitational.
- 1965 Masters Tournament, Memphis Open Invitational, Thunderbird Classic, Philadelphia Golf Classic, Portland Open Invitational.
- 1966 Masters Tournament, British Open, Sahara Invitational.
- 1967 Bing Crosby National Pro-Am, U.S. Open, Western Open, Westchester Classic, Sahara Invitational.
- 1968 Western Open, American Golf Classic.
- 1969 Andy Williams-San Diego Open Invitational, Sahara Invitational, Kaiser International Open Invitational.
- 1970 Byron Nelson Golf Classic, British Open, National Four-Ball Championship.
- 1971 PGA Championship, Tournament of Champions, Byron Nelson Golf Classic, National Team Championship, Walt Disney World Open Invitational.
- 1972 Bing Crosby National Pro-Am, Doral-Eastern Open, Masters Tournament, U.S. Open, Westchester Classic, U.S. Professional Match Play Championship, Walt Disney World Open Invitational.
- 1973 Bing Crosby National Pro-Am, Greater New Orleans Open, Tournament of Champions, Atlanta Classic, PGA Championship, Ohio Kings Island Open, Walt Disney World Golf Classic.
- 1974 Hawaiian Open, Tournament Players Championship.
- 1975 Doral-Eastern Open, Sea Pines Heritage Classic, Masters Tournament, PGA Championship, World Open Golf Championship.
- 1976 Tournament Players Championship, World Series of Golf.
- 1977 Jackie Gleason-Inverrary Classic, MONY Tournament of Champions, Memorial Tournament.
- 1978 Jackie Gleason-Inverrary Classic, Tournament Players Championship, British Open, IWB-Philadelphia Golf Classic.
- 1980 U.S. Open, PGA Championship.
- 1982 Colonial National Invitation.
- 1984 Memorial Tournament.
- 1986 Masters Tournament.

71 Tiger Woods

- 1996 Las Vegas Invitational, Walt Disney World/Oldsobile Classic.
- 1997 Mercedes Championships, Masters Tournament, GTE Byron Nelson Golf Classic, Motorola Western Open.
- 1998 BellSouth Classic.
- 1999 Buick Invitational, Memorial Tournament, Motorola Western Open, PGA Championship, World Golf Championships-NEC Invitational, National Car Rental Golf Classic/Disney, TOUR Championship, World Golf Championships-American Express Championship.
- 2000 Mercedes Championships, AT&T Pebble Invitational, THE PLAYERS Championship, Masters Tournament, Memorial Tournament, World Golf Championships-NEC Invitational.
- 2002 Bay Hill Invitational, Masters Tournament, U.S. Open, Buick Open, World Golf Championships-American Express Championship, 2003 Buick Invitational, World Golf Championships-Accenture Match Play Championship, Bay Hill Invitational, 100th Western Open, World Golf Championships-American Express Championship.
- 2004 World Golf Championships-Accenture Match Play Championship.
- 2005 Buick Invitational, Ford Championship at Doral, Masters Tournament, British Open, World Golf Championships-NEC Invitational, World Golf Championships-American Express Championship.
- 2006 Buick Invitational, Ford Championship at Doral, British Open, Buick Open, PGA Championship, World Golf Championships-Bridgestone Invitational, Deutsche Bank Championship, World Golf Championships-American Express Championship.
- 2007 Buick Invitational, World Golf Championships-CA Championship, Wachovia Championship, World Golf Championships-Bridgestone Invitational, PGA Championship, BMW Championship, TOUR Championship by Coca-Cola.
- 2008 Buick Invitational, World Golf Championships-Accenture Match Play Championship, Arnold Palmer Invitational, U.S. Open.
- 2009 Arnold Palmer Invitational, Memorial Tournament, AT&T National, Buick Open, World Golf Championships-Bridgestone Invitational, BMW Championship.

64 Ben Hogan

- 1938 Hershey Four-Ball.
- 1940 North & South Open, Greater Greensboro Open, Asheville "Land of the Sky" Open, Goodall Palm Beach Round Robin.
- 1941 Marri Biltmore International Four-Ball, Asheville Open, Inverness Four-Ball, Chicago Open, Hershey Open.
- 1942 Los Angeles Open, San Francisco Open, North & South Open, Asheville "Land of the Sky" Open, Hale America - Illinois, Rochester Open.
- 1945 Nashville Invitational, Portland Open Invitational, Richmond Invitational, Montgomery Invitational, Orlando Open.

- 1946 Phoenix Open, San Antonio Texas Open, St. Petersburg Open, Miami International Four-Ball, Colonial Invitational, Western Open, Goodall Round Robin, Inverness Four-Ball, Winnipeg Open, PGA Championship, Golden State Open, Dallas Invitational, North & South Open.
- 1947 Los Angeles Open, Phoenix Open, Miami International Four-Ball, Colonial Invitational, Chicago Victory Open, Inverness Round Robin Four-Ball, World Championship of Golf.
- 1948 Los Angeles Open, PGA Championship, U.S. Open, Inverness Round Robin Four-Ball, Motor City Open, Reading Open, Western Open, Denver Open Invitational Championship, Reno Open Invitational, Glendale Open Invitational.
- 1949 Bing Crosby Pro-Am, Long Beach Open.
- 1950 U.S. Open.
- 1951 Masters Tournament, U.S. Open, World Championship of Golf.
- 1952 Colonial National Invitational, 1953 Masters Tournament, Pan American Open, Colonial Invitational Tournament, U.S. Open, British Open.
- 1959 Colonial National Invitation.

62 Arnold Palmer

- 1955 Canadian Open.
- 1956 Insurance City Open, Eastern Open.
- 1957 Houston Open, Azalea Open Invitational, Rubber City Open Invitational, San Diego Open Invitational.
- 1958 St. Petersburg Open Invitational, Masters Tournament, Pepsi Championship.
- 1959 Thunderbird Invitational, Oklahoma City Open Invitational, West Palm Beach Open Invitational.
- 1960 Palm Springs Desert Golf Classic, Texas Open Invitational, Baton Rouge Open Invitational, Pensacola Open Invitational, Masters Tournament, U.S. Open, Insurance City Open Invitational, Mobile Sertoma Open Invitational.
- 1961 San Diego Open Invitational, Phoenix Open Invitational, Baton Rouge Open Invitational, Texas Open Invitational, Western Open, British Open.
- 1962 Palm Springs Golf Classic, Phoenix Open Invitational, Masters Tournament, Texas Open Invitational, Tournament of Champions, Colonial National Invitation, British Open, American Golf Classic.
- 1963 Los Angeles Open, Phoenix Open Invitational, Pensacola Open Invitational, Thunderbird Classic Invitational, Cleveland Open Invitational, Western Open, Whitemarsh Open Invitational.
- 1964 Masters Tournament, Oklahoma City Open Invitational.
- 1965 Tournament of Champions.
- 1966 Los Angeles Open, Tournament of Champions, Houston Champions International.
- 1967 Los Angeles Open, Tucson Open Invitational, American Golf Classic, Thunderbird Classic.
- 1968 Bob Hope Desert Classic, Kemper Open.
- 1969 Heritage Golf Classic, Danny Thomas-Diplomat Classic.
- 1970 National Four-Ball Championship.
- 1971 Bob Hope Desert Classic, Florida Citrus Invitational, Westchester Classic, National Team Championship.
- 1973 Bob Hope Desert Classic.

Most consecutive years winning at least one tournament:

- 17 Jack Nicklaus (1962-78)
Arnold Palmer (1955-71)
- 16 Billy Casper (1956-71)

Most consecutive victories: (Tournament, site, dates, score, purse):

- 11 **Byron Nelson**, March 8-11, 1945, to August 2-4, 1945; 1945 Miami Four Ball with Jug McSpaden, Miami Springs Course, March 8-11, won 8-6, \$1,500; 1945 Charlotte Open, Myers Park GC, March 16-21, 272, \$2,000; 1945 Greensboro Open, Starmount CC, March 23-25, 271, \$1,000; 1945 Durham Open, Hope Valley CC, March 30-April 1, 276, \$1,000; 1945 Atlanta Open, Capital City Course, April 5-8, 263, \$2,000; 1945 Montreal Open, Islemere G&CC, June 7-10, 268, \$2,000; 1945 Philadelphia Inquirer Invitational, Llanerch CC, June 14-17, 269, \$3,000; 1945 Chicago Victory National Open, Calumet CC, June 29-July 1, 275, \$2,000; 1945 PGA Championship, Mbraine CC, Dayton, OH, July 9-15, won 4-3, \$3,750; 1945 Tam O'Shanter Open, Tam O'Shanter CC, Chicago, IL, July 26-30, 269, \$10,000; 1945 Canadian Open, Thornhill CC, Toronto, Ont., August 2-4, 280, \$2,000; Winnings during streak: \$30,250; [NOTE: Nelson won a 12th event, Aug. 11-12, in Spring Lake, NJ, which is not counted as official as its purse was below the PGA TOUR minimum]
- 7 **Tiger Woods**, July 20-23, 2006 to January 25-28, 2007; 2006 British Open, Royal Liverpool GC, July 20-23, 270, \$1,338,480; 2006 Buick Open, Warwick Hills G&CC, August 3-6, 264, \$864,000; 2006 PGA Championship, Medinah CC, August 17-20, 270, \$1,224,000; 2006 World Golf Championships-Bridgestone Invitational, Firestone CC, August 24-27, 270, \$1,300,000; 2006 Deutsche Bank Championship, TPC Boston, September 1-4, 268, \$990,000; 2006 World Golf Championships-American Express Championship, The Grove, Sept. 28-Oct. 1, 261, \$1,300,000; 2007 Buick Invitational, January 25-28, 278, \$918,000; Winnings during streak: \$7,926,480.
- 6 **Ben Hogan**, June 9-12, 1948 to August 19-22, 1948; 1948 U.S. Open, Riviera CC, June 9-12, 276, \$2,000; 1948 Inverness Round Robin (Jimmy Demaret), Inverness CC, June 24-27, Plus 16, \$1,500; 1948 Motor City Open, Meadowbrook CC, July 1-4, 275, \$2,600; 1948 Reading Open, Berkshire CC, July 22-25, 269, \$2,600; 1948 Western Open, Brookfield CC, July 29-August 1, 281, \$2,500; 1948 Denver Open Invitational, Wellshire CC, August 19-22, 270, \$2,150; Winnings during streak: \$11,350
- 6 **Tiger Woods**, August 26-29, 1999 to February 3-6, 2000; 1999 World Golf Championships-NEC Invitational, Firestone CC, August 26-29, 270, \$1,000,000; 1999 National Car Rental Golf Classic at Walt Disney World Resort, Disney Magnolia/Disney Palm, October 21-24, 271, \$450,000; 1999 TOUR Championship, Champions GC, October 28-31, 269, \$900,000; 1999 World Golf Championships-American Express Championship, Valderrama GC, November 4-7, 278, \$1,000,000; 2000 Mercedes Championships, Kapalua GC, January 6-9, 276, \$522,000; 2000 AT&T Pebble Beach National Pro-Am, Pebble Beach GL, February 3-6, 273, \$720,000; Winnings during streak: \$4,592,000
- 5 **Ben Hogan**, April 9-12, 1953 to July 7-10, 1953: 1953 Masters Tournament, 1953 Pan American, 1953 Colonial, 1953 U.S. Open, 1953 British Open
- 5 **Tiger Woods**, Sept. 6-9, 2007 to March 13-16, 2008; 2007 BMW Championship, 2007 TOUR Championship, 2008 Buick Invitational, 2008 World Golf Championships-Accenture Match Play Championship, 2008 Arnold Palmer Invitational
- 4 **Byron Nelson**, October 11-14, 1945 to January 10-13, 1946; 1945 Seattle Open; 1945 Glen Garden Invitational; 1946 Los Angeles Open; 1946 San Francisco Open.
- 4 **Ben Hogan**, August 10, 1946 to September 29, 1946: 1946 Winnipeg Open; 1946 PGA Championship; 1946 Golden State Open; 1946 Dallas Invitational
- 4 **Jack Burke, Jr.**, February 14-17, 1952 to March 6-9, 1952; 1952 Texas Open; 1952 Houston Open; 1952 Baton Rouge Open; 1952 St. Petersburg Open (four consecutive weeks).
- 3 **Walter Hagen**, 1923
Joe Kirkwood, Sr., 1924
Johnny Farrell, 1927
Bill Mehlhorn, 1929
Horton Smith, 1929
Paul Runyan, 1933
Henry Picard, 1939
Jimmy Demaret, 1940
Ben Hogan, 1940
Byron Nelson, 1944, 1945-46
Sam Snead, 1945
Ben Hogan, 1946 (twice)
Bobby Locke, 1947
Jim Ferrier, 1951
Billy Casper, 1960
Arnold Palmer, 1960, 1962
Johnny Miller, 1974
Jack Nicklaus, 1975
Hubert Green, 1976

Gary Player, 1978
Tom Watson, 1980
Nick Price, 1993
David Duval, 1997
Tiger Woods, 2000-01
Vijay Singh, 2004

Most victories in single event:

- 8 **Sam Snead**, Greater Greensboro Open: 1938, 1946, 1949, 1950, 1955, 1956, 1960, 1965 (27-year span also record for time between first and last victories in same event).

Note: Four times at Starmount Forest CC and four at Sedgefield CC

- 7 **Tiger Woods**, World Golf Championships-Bridgestone Invitational: 1999, 2000, 2001, 2005, 2006, 2007, 2009 (all played at Firestone CC)

- 6 **Harry Vardon**, British Open: 1896, 1898, 1899, 1903, 1911, 1914 (played at four different courses)
Alex Ross, North & South Open: 1902, 1904, 1907, 1908, 1910, 1915 (all played at Pinehurst)
Sam Snead, Miami Open: 1937, 1939, 1946, 1950, 1951, 1955 (all played at Miami Springs G&CC)
Jack Nicklaus, Masters: 1963, 1965, 1966, 1972, 1975, 1986 (all played at Augusta National GC)
Tiger Woods, World Golf Championships-CA Championship: 1999, 2002, 2003, 2005, 2006, 2007 (played at six different courses)
Tiger Woods, Buick Invitational: 1999, 2003, 2005, 2006, 2007, 2008 (all played at Torrey Pines GC)
Tiger Woods, Arnold Palmer Invitational: 2000, 2001, 2002, 2003, 2008, 2009 (all played at Bay Hill Club)

- 5 **J.H. Taylor**, British Open: 1894, 1895, 1900, 1909, 1913
James Braid, British Open: 1901, 1905, 1906, 1908, 1910
Walter Hagen, Western Open: 1916, 1921, 1926, 1927, 1932
Walter Hagen, PGA Championship: 1921, 1924, 1925, 1926, 1927
Sam Snead, Goodall Palm Beach Round Robin: 1938, 1952, 1954, 1955, 1957
Ben Hogan, Colonial NT: 1946, 1947, 1952, 1953, 1959
Peter Thomson, British Open: 1954, 1955, 1956, 1958, 1965
Arnold Palmer, Bob Hope Desert Classic: 1960, 1962, 1968, 1971, 1973
Jack Nicklaus, Tournament of Champions: 1963, 1964, 1971, 1973, 1977
Jack Nicklaus, PGA Championship: 1963, 1971, 1973, 1975, 1980
Tom Watson, British Open: 1975, 1977, 1980, 1982, 1983
Mark O'Meara, AT&T Pebble Beach National Pro-Am: 1985, 1989, 1990, 1992, 1997
Davis Love III, MCI Heritage: 1987, 1991, 1992, 1998, 2003
Tiger Woods, BMW Championship: 1997, 1999, 2003, 2007, 2009

Most consecutive victories in single event:

- 4 **Tom Morris, Jr.**, British Open, 1868-70 (no event 1871), 1872
Walter Hagen, PGA Championship, 1924-1927
Gene Sarazen, Miami Open, 1926 (schedule change), 1928-1930
Tiger Woods, Bay Hill Invitational, 2000-2003
Tiger Woods, Buick Invitational, 2005-2008
- 3 **Jamie Anderson**, British Open, 1877-1879
Robert Ferguson, British Open, 1880-1882
Willie Anderson, U.S. Open, 1903-1905
Walter Hagen, Metropolitan Open, 1916, 1919-1920 (no event held 1917-1918 due to World War I)
Gene Sarazen, Miami Beach Open, 1927-1929
Henry Picard, Tournament of the Gardens, 1935-37
Ralph Guldahl, Western Open, 1936-1938
Ben Hogan, Asheville Land of the Sky Open, 1940-1942
Gene Littler, Tournament of Champions, 1955-1957
Billy Casper, Portland Open, 1959-1961
Arnold Palmer, Texas Open, 1960-1962
Arnold Palmer, Phoenix Open, 1961-1963
Jack Nicklaus, Disney World Golf Classic, 1971-1973
Johnny Miller, Tucson Open, 1974-1976
Tom Watson, Byron Nelson Classic, 1978-1980
Tiger Woods, Memorial Tournament, 1999-2001
Tiger Woods, World Golf Championships-NEC Invitational, 1999-2001
Stuart Appleby, Mercedes Championships, 2004-06
Tiger Woods, World Golf Championships-Bridgestone Invitational, 2005-2007
Tiger Woods, World Golf Championships-CA Championship, 2005-2007
Steve Stricker, John Deere Classic, 2009-2011

Most victories at one course:

- 7 **Tiger Woods**, Torrey Pines GC, La Jolla, CA (1999, 2003, 2005-2008 Buick Invitational; 2008 U.S. Open)
Tiger Woods, Firestone CC (South), Akron, OH (1999-2001, 2005-2007, 2009 Bridgestone Invitational)
- 6 **Alex Ross**, Pinehurst Resort, Pinehurst, NC (1902, 1904, 1907-08, 1910, 1915 North & South Open)
Sam Snead, Miami Springs G&CC, Miami, FL (1937, 1939, 1946, 1950, 1951, 1955 Miami Open)
Jack Nicklaus, Augusta National GC, Augusta, GA (1963, 1965-66, 1972, 1975, 1986 Masters Tournament)

Most victories in calendar year:

- 18 **Byron Nelson**, 1945
- 13 **Ben Hogan**, 1946
- 11 **Sam Snead**, 1950
- 10 **Ben Hogan**, 1948
- 9 **Paul Runyan**, 1933
Tiger Woods, 2000
Vijay Singh, 2004
- 8 **Horton Smith**, 1929
Gene Sarazen, 1930
Byron Nelson, 1944
Arnold Palmer, 1960
Arnold Palmer, 1962
Johnny Miller, 1974
Sam Snead, 1938
Tiger Woods, 1999

Tiger Woods, 2006

7 13 times, most recently **Tiger Woods**, 2007

LONGEST TIME BETWEEN FIRST, LAST VICTORY, SAME EVENT (Won other times in that event):

27 years, **Sam Snead**, Greater Greensboro Open (1938-1965) (won six other GGOs in between)

LONGEST TIME BETWEEN VICTORIES IN SAME EVENT (No other wins in that event in between):

21 years, **Hale Irwin**, Heritage Classic (1973-1994)

FIRST TWO CAREER WINS IN SAME TOURNAMENT (since 1960)

Hale Irwin 1971, 1973 Sea Pines Heritage

Dave Eichelberger 1971, 1977 Greater Milwaukee Open

Calvin Peete 1979, 1982 Greater Milwaukee Open

Loren Roberts 1994, 1995 Bay Hill Invitational

Brian Henninger 1994, 1999 Southern Farm Bureau Classic

Vaughn Taylor 2004, 2005 Reno-Tahoe Open

J.B. Holmes 2006, 2008 FBR Open

Boo Weekley 2007, 2008 Verizon Heritage

MOST FIRST-TIME WINNERS DURING CALENDAR YEAR

18 2002

15 2010

14 1991

2011

13 1996

2006

12 1979

1980

1986

2005

2007

2008

11 1977

1985

1988

10 1968

1969

1971

1974

1983

1987

1990

1994

2001

2004

MOST YEARS BETWEEN VICTORIES

15 years, 6 months, **Robert Gamez** (March 25, 1990-September 25, 2005), 396 starts

15 years, 5 months, 10 days, **Butch Baird** (May 7, 1961-October 17, 1976), 240 starts

14 years, 8 months, 2 days, **Ed Fiori** (January 17, 1982-September 15, 1996), 409 starts

13 years, 8 months, **Tommy Armour III** (January 28, 1990-September 28, 2003), 366 starts

13 years, 8 months, **Joey Sindelar** (September 9, 1990 – May 9, 2004), 370 starts

MOST YEARS FROM FIRST VICTORY TO LAST

28 years, 11 months, 20 days, **Raymond Floyd** (March 17, 1963-March 8, 1992)

28 years, 2 months, 17 days, **Sam Snead** (January 17, 1937-April 4, 1965)

23 years, 11 months, 24 days, **Tom Watson** (June 30, 1974-May 24, 1998)

23 years, 11 months, 5 days, **Macdonald Smith** (August 28, 1912-August 2, 1936)

23 years, 9 months, 27 days, **Jack Nicklaus** (June 17, 1962-April 13, 1986)

MOST WINS BY PLAYERS IN THEIR 20s

46 Tiger Woods

30 Jack Nicklaus

MULTIPLE WINS BY PLAYERS AGE 22 AND UNDER

14 Horton Smith (1928-30)

7 Tiger Woods (1996-98)

4 Gene Sarazen (1922-23)

Tom Morris, Jr. (1868-72). Note: Prior to 1900.

3 Jack Nicklaus (1962)

Sergio Garcia (2001-2)

2 Raymond Floyd (1963-65)

Johnny McDermott (1911-12)

Seve Ballesteros (1978-79)

Phil Mickelson (1991-93)

Robert Gamez (1990)

Jerry Pate (1976)

Rory McIlroy (2010-2011)

MOST WINS BY PLAYERS IN THEIR 30s

44 Arnold Palmer

- 37 Sam Snead
- 43 Ben Hogan
- 35 Byron Nelson
- 38 Jack Nicklaus
- 34 Billy Casper

MOST WINS BY PLAYERS AFTER 40

- 22 Vijay Singh
- 17 Sam Snead

YOUNGEST WINNERS (SINCE 1900)

19 years, 10 months, 14 days, **Johnny McDermott**, 1911 U.S. Open
 20 years, 5 days, **Gene Sarazen**, 1922 Southern Open
 20 years, 1 month, 15 days, **Charles Evans, Jr.** (amateur), 1910 Western Open
 20 years, 4 months, 12 days, **Francis Quimet**, (amateur), 1913 U.S. Open
 20 years, 4 months, 18 days, **Gene Sarazen**, 1922 U.S. Open
 20 years, 5 months, 13 days, **Horton Smith**, 1928 Oklahoma City Open
 20 years, 5 months, 22 days, **Gene Sarazen**, 1922 PGA Championship
 20 years, 6 months, 13 days, **Raymond Floyd**, 1963 St. Petersburg Open
 20 years, 6 months, 25 days, **Phil Mickelson** (amateur), 1991 Northern Telecom Open
 20 years, 7 months, 1 day, **Horton Smith**, 1928 Catalina Island Open
 20 years, 7 months, 16 days, **Tom Creavy**, 1931 PGA Championship
 20 years, 8 months, 18 days, **Horton Smith**, 1929 Pensacola Open
 20 years, 9 months, 6 days, **Tiger Woods**, 1996 Las Vegas Invitational
 20 years, 9 months, 14 days, **Horton Smith**, 1929 Fort Myers Open
 20 years, 9 months, 20 days, **Tiger Woods**, 1996 Walt Disney World Classic
 20 years, 10 months, 1 day, **Horton Smith**, 1929 La Gorce Open
 20 years, 10 months, 5 days, **Horton Smith**, 1929 North & South Open
 20 years, 11 months, 24 days, **Seve Ballesteros**, 1978 Greater Greensboro Open
 20 years, 11 months, 25 days, **Johnny McDermott**, 1912 U.S. Open
 20 years, 11 months, 28 days, **Rory McIlroy**, 2010 Quail Hollow Championship

Note: Tom Morris, Jr. won the 1868 British Open at age 17 years, 5 months, 8 days. He repeated in 1869 (18, 4, 27) and 1870 (19, 4, 26).

OLDEST WINNERS

52 years, 10 months, 8 days, **Sam Snead**, 1965 Greater Greensboro Open
 51 years, 7 months, 10 days, **Art Wall**, 1975 Greater Milwaukee Open
 51 years, 3 months, 7 days, **Jim Barnes**, 1937 Long Island Open
 51 years, 1 month, 5 days, **John Barnum**, 1962 Cajun Classic
 50 years, 8 months, 11 days, **Fred Funk**, 2007 Mayakoba Classic at Riviera Maya
 50 years, 1 month, 18 days, **Craig Stadler**, 2003 B.C. Open
 49 years, 6 months, 4 days, **Raymond Floyd**, 1992 Doral-Ryder Open
 49 years, 4 months, 23 days, **Peter Jacobsen**, 2003 Greater Hartford Open

OLDEST FIRST-TIME WINNER

51 years, 1 month, 5 days, **John Barnum**, 1962 Cajun Classic

MOST RECENT AMATEUR WINNERS OF PGA TOUR EVENTS (dating to 1940)

Fred Haas, 1945 Memphis Invitational
Cary Middlecoff, 1945 North & South Open Championship
Gene Littler, 1954 San Diego Open
Doug Sanders, 1956 Canadian Open
Scott Verplank, 1985 Western Open
Phil Mickelson, 1991 Northern Telecom Open

WIDEST WINNING MARGIN (STROKES)

- 16 **J.D. Edgar**, 1919 Canadian Open
Joe Kirkwood, Sr., 1924 Corpus Christi Open
Bobby Locke, 1948 Chicago Victory National Championship
- 15 **Tiger Woods**, 2000 U.S. Open
- 14 **Ben Hogan**, 1945 Portland Invitational
Johnny Miller, 1975 Phoenix Open
- 13 **Byron Nelson**, 1945 Seattle Open
Gene Littler, 1955 Tournament of Champions
Phil Mickelson, 2006 BellSouth Classic
- 12 **Byron Nelson**, 1939 Phoenix Open
Arnold Palmer, 1962 Phoenix Open
Jose Maria Olazabal, 1990 NEC World Series of Golf
Tiger Woods, 1997 Masters Tournament

BEST COME-FROM-BEHIND IN FINAL ROUND TO WIN (STROKES)

- 10 **Paul Lawrie**, 1999 British Open
- 9 **Stewart Cink**, 2004 MCI Heritage
- 8 **Jack Burke, Jr.**, 1956 Masters Tournament
Ken Venturi, 1959 Los Angeles Open
Mark Lye, 1983 Bank of Boston Classic
Hal Sutton, 1985 St. Jude Memphis Classic
Chip Beck, 1990 Buick Open
Scott Simpson, 1998 Buick Invitational
Craig Stadler, 2003 B.C. Open

LARGEST LEAD WITH 18 HOLES TO PLAY (STROKES)

- 13 **Bobby Locke**, 1948 Chicago Victory National Championship (won by 16)

- 11 **Gene Sarazen**, 1927 Long Island Open (won by 11)
- 10 **Walter Hagen**, 1920 Florida West Coast Open (won by 12)
Ben Hogan, 1945 Portland Invitational (won by 14)
Gene Littler, 1955 Tournament of Champions (won by 13)
Tiger Woods, 2000 U.S. Open (won by 15)

LARGEST LEAD WITH 18 HOLES TO PLAY AND LOST (STROKES)

- 6 **Bobby Cruickshank**, 1928 Florida Open
Gay Brewer, 1969 Danny Thomas-Diplomat Classic
Hal Sutton, 1983 Anheuser-Busch Golf Classic
Greg Norman, 1996 Masters Tournament
Sergio Garcia, 2005 Wachovia Championship

WINNING SCORES OF EVEN-PAR OR WORSE IN NON-MAJORS (DATING TO 1980)

- 1-over** Bruce Lietzke, 1981 Byron Nelson Golf Classic
- Even** Billy Mayfair, 1995 TOUR Championship
Greg Norman, 1990 Memorial Tournament

Major Championship Wins

Amateur and Professional:

- 20 Jack Nicklaus, 1959-86 (6 Masters, 4 U.S. Opens, 3 British Opens, 5 PGAs, 2 U.S. Amateurs)
- 17 Tiger Woods, 1994-2008 (4 Masters, 3 U.S. Opens, 3 British Opens, 4 PGAs, 3 U.S. Amateurs)
- 13 Bobby Jones, 1923-30 (4 U.S. Opens, 3 British Opens, 5 U.S. Amateurs, 1 British Amateur)
- 11 Walter Hagen, 1914-29 (2 U.S. Opens, 4 British Opens, 5 PGAs)
- 9 John Ball, 1888-1912 (1 British Open, 8 British Amateurs)
Ben Hagan, 1946-53 (2 Masters, 4 U.S. Opens, 1 British Open, 2 PGAs)
Gary Player, 1959-78 (3 Masters, 1 U.S. Open, 3 British Opens, 2 PGAs)
- 8 Arnold Palmer, 1954-64 (4 Masters, 1 U.S. Open, 2 British Opens, 1 U.S. Amateur)
Tom Watson, 1975-83 (2 Masters, 1 U.S. Open, 5 British Opens)

Professional Only:

- 18 Jack Nicklaus
- 14 Tiger Woods
- 11 Walter Hagen
- 9 Ben Hagan
Gary Player
- 8 Tom Watson
- 7 Harry Vardon
Bobby Jones
Gene Sarazen
Sam Snead
Arnold Palmer
- 6 Lee Trevino
Nick Faldo
- 5 James Braid
John H. Taylor
Byron Nelson
Peter Thomson
Seve Ballesteros
- 4 Tom Morris, Sr.
Tom Morris, Jr.
Willie Park
Willie Anderson
Jim Barnes
Bobby Locke
Raymond Floyd
Phil Mickelson
- 3 James Anderson
Robert Ferguson
Tommy Armour
Ralph Guldahl
Denny Shute
Henry Cotton
Jimmy Demaret
Cary Middlecoff
Julius Boros
Billy Casper
Larry Nelson
Hale Irwin
Nick Price
Payne Stewart
Ernie Els
Vijay Singh
Padraig Harrington
- 2 Jack Burke
Angel Cabrera
Ben Crenshaw
John Daly
Leo Diegel
Olin Dutra
Doug Ford
Retief Goosen
David Graham
Hubert Green
Harold Hilton
Jock Hutchison
Tony Jacklin
Lee Janzen
Bernhard Langer
Sandy Lyle
Bob Martin
John McDermott
Johnny Miller
Greg Norman
Andy North

Jose Maria Olazabal
Mark O'Meara
Willie Park Jr.
Henry Picard
Ted Ray
Paul Runyan
Alex Smith
Horton Smith
Dave Stockton
Curtis Strange
Craig Wood
Fuzzy Zoeller

1 Tommy Aaron
George Archer
Laurie Auchterlonie
Willie Auchterlonie
Paul Azinger
Ian Baker-Finch
John Ball
Jerry Barber
Rich Beem
Tommy Bolt
Keegan Bradley
Gay Brewer
Mark Brooks
David Brown
Billy Burke
Walter Burkemo
Jack Burns
Dick Burton
Mark Calcavecchia
Michael Campbell
Bob Charles
Stewart Cink
Darren Clarke
Charles Coody
Fred Couples
Tom Creavy
Ben Curtis
Fred Daly
Roberto de Vincenzo
George Duncan
David Duval
Steve Elkington
Chick Evans
Johnny Farrell
Max Faulkner
Willie Fernie
Jim Ferrier
Dow Finsterwald
Jack Fleck
James Foulis
Ed Furgol
Jim Furyk
Al Geiberger
Vic Ghezzi
Lucas Glover
Bob Goalby
Johnny Goodman
Wayne Grady
Lou Graham
Bob Hamilton
Todd Hamilton
Chick Harbert
Claude Harmon
Chandler Harper
Arthur Havers
Jay Hebert
Lionel Hebert
Fred Herd
Sandy Herd
Trevor Immelman
Don January
Zach Johnson
Steve Jones
Martin Kaymer
Herman Keiser
Tom Kidd
Hugh Kirkaldy
Tom Kite
Paul Lawrie
Tom Lehman
Tony Lema
Justin Leonard
Lawson Little
Gene Littler
Joe Lloyd
Davis Love III
Willie Macfarlane
John Mahaffey

Tony Manero
 Lloyd Mangrum
 Dave Marr
 Arnaud Massy
 Dick Mayer
 Graeme McDowell
 Rory McIlroy
 Fred McLeod
 Shaun Meehan
 Larry Mize
 Orville Moody
 Kel Nagle
 Bobby Nichols
 Geoff Ogilvy
 Louis Oosthuizen
 Francis Ouimet
 Alf Padgham
 Mungo Park
 Sam Parks Jr.
 Jerry Pate
 Corey Pavin
 Alf Perry
 Louis Oosthuizen
 Horace Rawlins
 Johnny Revolta
 Bill Rogers
 Bob Rosburg
 Alex Ross
 George Sargent
 Charl Schwartzel
 Jack Simpson
 Scott Simpson
 Jeff Sluman
 Willie Smith
 Craig Stadler
 Andrew Strath
 Hal Sutton
 David Tom
 John Travers
 Bob Tway
 Ken Venturi
 Lanny Wadkins
 Cyril Walker
 Art Wall Jr.
 Mike Weir
 Tom Weiskopf
 Reg Whitcombe
 Jack White
 Ian Woosnam
 Lew Worsham
 Y.E. Yang

Winners of career Grand Slam

(In the event of multiple victories in a major championship, only the first is listed):

Gene Sarazen: 1922 U.S. Open, 1922 PGA Championship, 1932 British Open, 1935 Masters Tournament
 Ben Hogan: 1946 PGA Championship, 1948 U.S. Open, 1951 Masters Tournament, 1953 British Open
 Gary Player: 1959 British Open, 1961 Masters Tournament, 1962 PGA Championship, 1965 U.S. Open
 Jack Nicklaus: 1962 U.S. Open, 1963 Masters Tournament, 1963 PGA Championship, 1966 British Open
 Tiger Woods: 1997 Masters Tournament, 1999 PGA Championship, 2000 U.S. Open, 2000 British Open

Note: Nicklaus and Woods have won the Career Grand Slam twice.

Youngest major winners:

Masters: 21 years, 3 months, 14 days, **Tiger Woods**, 1997
 U.S. Open: 19 years, 10 months, 14 days, **Johnny McDermott**, 1911
 British Open: (modern era) 22 years, 3 months, 12 days, **Seve Ballesteros**, 1979; (Pre-Modern Era) 17 years, 5 months, 8 days, **Young Tom Morris**, 1868
 PGA Championship: 20 years, 5 months, 22 days, **Gene Sarazen**, 1922

Players to win the week before winning major (since 1934)

2007 Tiger Woods won World Golf Championships-Bridgestone Invitational followed by the PGA Championship
 2006 Phil Mickelson won BellSouth Classic followed by the Masters
 1988 Sandy Lyle won Greater Greensboro Open followed by the Masters
 1971 Lee Trevino won the Canadian Open followed by the British Open
 1959 Art Wall won the Azalea Open followed by the Masters
 1949 *Sam Snead won the Greater Greensboro Open followed by the Masters
 1946 *Ben Hogan won the Winnipeg Open followed by the PGA
 1945 *Byron Nelson won the Chicago Victory Open followed by the PGA
 1939 Ralph Guldahl won the Greater Greensboro Open followed by the Masters
 1939 *Henry Picard won the Scranton Open followed by the PGA

** No event scheduled the week after first win. Major was the next event contested.*

Players to win major and then win the following week (since 1934)

2006 Tiger Woods won the PGA and then the World Golf Championships-Bridgestone Invitational
 2000 Tiger Woods won the PGA and then the World Golf Championships-NEC Invitational

1998 Vijay Singh won PGA and then The INTERNATIONAL
1990 Hale Irwin won the U.S. Open and then the Buick Classic
1985 Bernhard Langer won the Masters and then the MCI Heritage Classic
1978 John Mahaffey won the PGA and then the American Optical Classic
1978 Gary Player won the Masters and then the Tournament of Champions
1966 Billy Casper won the U.S. Open and then the Western Open
1950 Jimmy Demaret won the Masters and then the North Fulton Open
1938 Ralph Guldahl won the U.S. Open and then the Western Open

Playoff Records

LONGEST SUDDEN-DEATH PLAYOFFS (HOLES)

- 11 1949 Motor City Open: Cary Middlecoff and Lloyd Mangrum were declared co-winners by mutual agreement.
- 8 1965 Azalea Open: Dick Hart def. Phil Rodgers
1978 Greater Milwaukee Open: Lee Elder def. Lee Trevino
1981 Quad Cities Open: Dave Barr def. Woody Blackburn, Dan Halldorson, Frank Conner, Victor Regalado
1983 Phoenix Open: Bob Gilder def. Rex Caldwell, Johnny Miller, Mark O'Meara

MOST PLAYERS IN SUDDEN-DEATH PLAYOFF

- 6 1994 GTE Byron Nelson Classic: Neal Lancaster def. Tom Byrum, Mark Camevale, David Edwards, Yoshinori Mizumaki and David Ogrin
2001 Nissan Open: Robert Allenby def. Toshi Izawa, Brandel Chamblee, Bob Tway, Jeff Sluman and Dennis Paulson
- 5 Seven times, (most recently 2005 BellSouth Classic: Phil Mickelson def. Rich Beem, Arjun Atwal, Brandt Jobe, Jose Maria Olazabal)

MOST PLAYOFFS, SEASON

- 18 2011
- 16 1988
1991
- 15 1972
- 14 2004

Putting Records

FEWEST PUTTS, ONE ROUND

- 18 Sam Trahan, Whitemarsh Valley CC, final round, 1979 IV Philadelphia Golf Classic
- Mike McGee, Colonial CC, first round, 1987 Federal Express St. Jude Classic
- Kenny Knox, Harbour Town GL, first round, 1989 MCI Heritage Classic
- Andy North, Kingsmill GC, second round, 1990 Anheuser-Busch Golf Classic
- Jim McGovern, TPC Southwind, second round, 1992 Federal Express St. Jude Classic
- Corey Pavin, Glen Abbey GC, second round, 2000 Bell Canadian Open
- Ken Duke, Doral CC, third round, 2009 World Golf Championships-CA Championship
- Blake Adams, Harbour Town GL, second round, 2010 Verizon Heritage

FEWEST PUTTS, FOUR ROUNDS

- 92 David Frost, Harbour Town GL, 2005 MCI Heritage
- 93 Kenny Knox, Harbour Town GL, 1989 MCI Heritage Classic
- Mark Calcavecchia, Forest Oaks CC, 2002 Greater Greensboro Chrysler Classic
- 94 Bob Tway, Harbour Town GL, 1986 MCI Heritage Classic

FEWEST PUTTS, NINE HOLES

- 6 Stan Utley, Northview G&CC, front nine, second round, 2002 Air Canada Championship
- 7 Bill Nary, El Paso CC, back nine, third round, 1952 El Paso Open

Miscellaneous Records

MOST CONSECUTIVE EVENTS WITHOUT MISSING CUT

- 142 **Tiger Woods**, Buick Invitational, February 5-8, 1998, through Wachovia Championship, May 8, 2005 (missed the cut at 2005 EDS Byron Nelson Championship)
- 113 **Byron Nelson**, Bing Crosby National Pro-Am January 26, 1941, through Colonial National Invitation, May 27-30, 1948 (withdrew after two rounds of 1949 Bing Crosby National Pro-Am)
- 105 **Jack Nicklaus**, Sahara Open, October 29-November 1, 1970, through World Series of Golf, September 2-5, 1976 (missed cut 1976 World Open)
- 86 **Hale Irwin**, Bing Crosby National Pro-Am January 23-26, 1975, through conclusion of 1978 season (missed cut in first start of 1979 season at Bing Crosby National Pro-Am)
- 72 **Dow Finsterwald**, Carling Golf Classic, September 22-25, 1955, through Houston Invitational, February 21-24, 1958 (missed the cut at Baton Rouge Open Invitational)
- 53 **Tom Kite**, Western Open, July 3-6, 1980, through Manufacturers Hanover Westchester Classic, June 24-27, 1982 (missed cut at 1982 Canadian Open)

MOST CAREER CUTS MADE

- 592 **Jay Haas**
- 590 **Tom Kite**
- 583 **Raymond Floyd**
- 566 **Gene Littler**
- 561 **Doug Ford**
- 543 **Arnold Palmer**

MOST TOP-10s IN A SEASON

- 31 **Harold "Jug" McSpaden**, 1945

MOST TOP-10s IN A CAREER

- 358 **Sam Snead**

MOST CONSECUTIVE TOP-10s IN A CAREER

- 65 **Byron Nelson**, 1942 Texas Open through 1946 New Orleans Open

YOUNGEST PROFESSIONAL SHOOTING HIS AGE OR BELOW

- 66 (4-under, fourth round), **Sam Snead** (age 67), 1979 Quad Cities Open
- 67 (3-under, second round), **Sam Snead** (age 67), 1979 Quad Cities Open

MOST VICTORIES BEFORE 21st BIRTHDAY

- 7 **Horton Smith**

YOUNGEST TO WIN FIVE TITLES

20 years, 10 months, 1 day, **Horton Smith**
21 years, 5 months, 20 days, **Tiger Woods**

OLDEST ROOKIE

47 years, 5 months, 6 days, **Allen Doyle**, 1996
47 years, 4 months, 6 days, **Jim Rutledge**, 2007

YOUNGEST TO PLAY

14 years, 2 months, 29 days, **Michelle Wie**, 2004 Sony Open in Hawaii (missed cut)

OLDEST TO PLAY

77 years, 10 months, 9 days, **Jerry Barber**, 1994 Buick Invitational (missed cut)

YOUNGEST TO MAKE CUT

15 years, 8 months, 20 days, **Bob Panasuk**, 1957 Canadian Open (T66)
16 years, 4 days, **Tadd Fujikawa**, 2007 Sony Open in Hawaii (T20)
16 years, 2 months, 23 days, **Justin Thomas**, 2009 Wyndham Championship (T78)
16 years, 2 months, 29 days, **Matteo Manassero**, 2009 British Open (T13)
16 years, 9 months, 7 days, **Ty Tryon**, 2001 Honda Classic (T39)
16 years, 9 months, 24 days, **Jordan Spieth**, 2010 HP Byron Nelson Championship (T16)
16 years, 11 months, 21 days, **Matteo Manassero**, 2010 Masters Tournament (T36)
17 years, 1 month, 22 days, **Tommy Jacobs**, 1952 Masters Tournament (6)

OLDEST TO MAKE CUT

67 years, 2 months, 21 days, **Sam Snead**, 1979 Manufacturers Hanover Westchester Classic (T47)

OLDEST TO FINISH IN TOP 10

63 years, 3 months, 4 days, **Sam Snead**, 1975 B.C. Open (T8)

OLDEST TO MAKE CUT IN MAJOR

67 years, 2 months, 7 days, **Sam Snead**, 1979 PGA Championship (T42)

OLDEST TO TOP-10 IN MAJOR

62 years, 2 months, 15 days, **Sam Snead**, 1974 PGA Championship (T3)

FIRST AFRICAN-AMERICAN TO PLAY

John Shippen, 1896 U.S. Open (T6)

Note: **Bill Spiller** and **Ted Rhodes** both played in the 1948 Los Angeles Open, becoming the first African-Americans to play in a sponsored PGA TOUR event

FIRST AFRICAN-AMERICAN TO WIN OFFICIAL TITLE

Pete Brown, 1964 Waco Turner Open

WOMEN WHO PLAYED IN PGA TOUR EVENTS

Babe Didrikson Zaharias

1938 Los Angeles Open (Jan. 7-10), 81-84—165 (missed cut); sponsor invitation
1945 Los Angeles Open (Jan. 5-8) 76-81-79—236 (missed cut); qualified with 76-76—152
1945 Phoenix Open (Jan. 11-14) 77-72-75-80—304 (33rd); sponsor invitation
1945 Tucson Open (Jan. 18-21) 307 total (42nd); qualified with 74-81

Annika Sorenstam

2003 Bank of America Colonial (May 22-25) 71-74—145 (missed cut); sponsor invitation

Suzy Whaley

2003 Greater Hartford Open (July 24-27), 75-78—153 (missed cut); qualified by winning 2002 Connecticut PGA Section Championship

Michelle Wie

2004 Sony Open in Hawaii (Jan.15-18) 72-68—140 (missed cut); sponsor invitation
2005 Sony Open in Hawaii (Jan. 13-16) 75-74—149 (missed cut); sponsor invitation
2005 John Deere Classic (July 7-10) 70-71—141 (missed cut); sponsor invitation
2006 Sony Open in Hawaii (Jan. 12-15) 79-68—147 (missed cut); sponsor invitation
2006 John Deere Classic (July 13-16) 77-WD (illness); sponsor invitation
2006 84 LUMBER Classic (September 14-17) 77-81—158 (missed cut); sponsor invitation
2007 Sony Open In Hawaii (Jan. 11-14) 78-76—154 (missed cut); sponsor invitation
2008 Legends Reno-Tahoe Open (July 31-Aug. 3) 73-80—153 (missed cut); sponsor invitation

LEFTHANDERS WHO HAVE WON

- 39 **Phil Mickelson**, 1991 Northern Telecom Open. 1993 Buick Invitational of California, The International. 1994 Mercedes Championships. 1995 Northern Telecom Open. 1996 Nortel Open, Phoenix Open, GTE Byron Nelson Golf Classic, NEC World Series of Golf. 1997 Bay Hill Invitational, Sprint International. 1998 Mercedes Championships, AT&T Pebble Beach National Pro-Am 2000 Buick Invitational, BellSouth Classic, MasterCard Colonial, TOUR Championship. 2001 Buick Invitational, Canon Greater Hartford Open. 2002 Bob Hope Chrysler Classic, Canon Greater Hartford Open. 2004 Bob Hope Chrysler Classic, Masters Tournament. 2005 FBR Open, AT&T Pebble Beach National Pro-Am, BellSouth Classic, PGA Championship. 2006 BellSouth Classic, Masters Tournament. 2007 AT&T Pebble Beach National Pro-Am, THE PLAYERS Championship, Deutsche Bank Championship. 2008 Northern Trust Open, Crowne Plaza Invitational at Colonial. 2009 Northern Trust Open, World Golf Championships-CA Championship, TOUR Championship by Coca-Cola. 2010 Masters Tournament. 2011 Shell Houston Open
- 8 **Mike Weir**, 1999 Air Canada Championship. 2000 World Golf Championships-American Express Championship. 2001 TOUR Championship. 2003 Bob Hope Chrysler Classic, Nissan Open, Masters Tournament. 2004 Nissan Open, 2007 Fry's Electronics Open
- 6 **Bob Charles**, 1963 Houston Classic. British Open. 1965 Tucson Open Invitational. 1967 Atlanta Classic. 1968 Canadian Open. 1974 Greater Greensboro Open
- 4 **Steve Flesch**, 2003 HP Classic of New Orleans. 2004 Bank of America Colonial. 2007 Reno-Tahoe Open, Turning Stone Resort Championship
- 3 **Bubba Watson**, 2010 Travelers Championship. 2011 Farmers Insurance Open. 2011 Zurich Classic of New Orleans
- 1 **Sam Adams**, 1973 Quad Cities Open
Ernie Gonzalez, 1986 Pensacola Open
Russ Cochran, 1991 Centel Western Open
Eric Axley, 2006 Valero Texas Open

1-2 FINISHES BY LEFTHANDERS (SINCE 2005)

Bubba Watson (won) and **Phil Mickelson** (second), 2011 Farmers Insurance Open
Phil Mickelson (won) and **Mike Weir** (second), 2005 AT&T Pebble Beach National Pro-Am

FATHER-SON WINNERS (First win listed)

Tom Morris Sr. (1861 British Open)
Tom Morris Jr. (1868 British Open)

Willie Park (1860 British Open)
Willie Park Jr. (1887 British Open)

Joe Kirkwood Sr. (1923 California Open)
Joe Kirkwood Jr. (1949 Philadelphia Inquirer Open)

Jack Burke Sr. (1925 Texas PGA Championship)
Jack Burke Jr. (1950 Rio Grande Valley Open)

Clayton Heafner (1941 Mahoning Valley Open)
Vance Heafner (1981 Walt Disney World National Team Championship with Mke Holland)

Julius Boros (1952 U.S. Open)
Guy Boros (1996 Greater Vancouver Open)

Al Geiberger (1962 Ontario Open)
Brent Geiberger (1999 Canon Greater Hartford Open)

Jay Haas (1978 Andy Williams San Diego Open Invitational)
Bill Haas (2010 Bob Hope Classic)

Note: The Morrises, Parks, Kirkwoods (1924-1949 Philadelphia Inquirer Open), Geiberger (1976-2004 Greensboro events) and Haases (1988-2010 Bob Hope Classics) have won the same tournament.

BROTHERS WHO HAVE WON (Year of first official victory/career wins in parentheses)

Alex Smith (1906/2)
Macdonald Smith (1924/24)
Willie Smith (1899/1)

Tom Kerrigan (1920/4)
George Kerrigan (1922/2)

Al Espinosa (1924/8)
Abe Espinosa (1928/3)

Lloyd Mangrum (1940/36)
Ray Mangrum (1936/5)

Jim Turnesa (1951/2)
Joe Turnesa (1924/15)
Mike Turnesa (1931/6)
Phil Turnesa (1932/1)

Lionel Hebert (1957/5)
Jay Hebert (1957/5)

Dave Hill (1961/13)
Mike Hill (1970/3)

Don Massengale (1966/2)
Rik Massengale (1975/3)

Joe Inman (1976/1)
John Inman (1987/2)

Danny Edwards (1977/5)
David Edwards (1980/4)

Curt Byrum (1989/1)
Tom Byrum (1989/1)

Brad Bryant (1995/1)
Bart Bryant (2004/3)

HOLE-IN-ONE ON PAR 4

Andrew Magee, driver, 332-yard, No. 17, TPC Scottsdale, first round, 2001 Phoenix Open

WINNING SCORES OF EVEN-PAR OR WORSE IN NON-MAJORS (DATING TO 1980)

1-over, Bruce Lietzke, 1981 Byron Nelson Golf Classic
Even, Billy Mayfair, 1995 TOUR Championship
Even, Greg Norman, 1990 Memorial Tournament

Top 50 All-Time PGA TOUR Winners

Rank	Player	Wins
1	Sam Snead	82
2	Jack Nicklaus	73
3	Tiger Woods	71
4	Ben Hogan	64
5	Arnold Palmer	62
6	Byron Nelson	52
7	Billy Casper	51
8	Walter Hagen	45
9	Phil Mickelson	39
	Cary Middlecoff	39
	Tom Watson	39
12	Gene Sarazen	38
13	Lloyd Mangrum	36
14	Vijay Singh	34
15	Jimmy Demaret	31
16	Horton Smith	30
17	Harry Cooper	29
	Gene Littler	29
	Lee Trevino	29
20	Leo Diegel	28
	Paul Runyan	28
22	Henry Picard	26
23	Tommy Armour	25
	Johnny Miller	25
25	Gary Player	24
	Macdonald Smith	24
27	Johnny Farrell	22
	Raymond Floyd	22
29	Willie Macfarlane	21
	Lanny Wadkins	21
	Craig Wood	21
	James Barnes	21
33	Hale Irwin	20
	Bill Mehlhorn	20
	Greg Norman	20
	Doug Sanders	20
	Johnny Revolta	20
	Davis Love III	20
39	Ben Crenshaw	19
	Doug Ford	19
	Hubert Green	19
	Tom Kite	19
43	Julius Boros	18
	Jim Ferrier	18
	E.J. Harrison	18
	Nick Price	18
	Ernie Els	18
48	Bobby Cruickshank	17
	Harold McSpaden	17
	Curtis Strange	17
51	Jack Burke, Jr.	16
	Jim Furyk	16
	Ralph Guldahl	16
	Mark O'Meara	16
	Tom Weiskopf	16

Most Wins Year by Year

Year	Player	Wins	
1916	James Barnes	3	
	Walter Hagen		
1917	James Barnes	2	
	Mike Brady		
1918	Jock Hutchison	1	
	Walter Hagen		
	Patrick Doyle		
1919	James Barnes	5	
1920	Jock Hutchison	4	
1921	James Barnes	4	
1922	Walter Hagen	4	
1923	Walter Hagen	5	
	Joe Kirkwood, Sr.		
1924	Walter Hagen	5	
1925	Leo Diegel	5	
1926	Bill Mehlhorn	5	
	Macdonald Smith		
1927	Johnny Farrell	7	
1928	Bil Mehlhorn	7	
1929	Horton Smith	8	
1930	Gene Sarazen	8	
1931	Wiffy Cox	4	
1932	Gene Sarazen	4	
1933	Paul Runyan	9	
1934	Paul Runyan	7	
1935	Johnny Revolta	5	
	Henry Picard		
1936	Ralph Guldahl	3	
	Henry Picard		
	Jimmy Hines		
1937	Harry Cooper	8	
1938	Sam Snead	8	
1939	Henry Picard	8	
1940	Jimmy Demaret	6	
1941	Sam Snead	7	
1942	Ben Hogan	6	
1943	Sam Byrd	1	
	Harold McSpaden		
	Steve Warga		
1944	Byron Nelson	8	
1945	Byron Nelson	18	
1946	Ben Hogan	13	
1947	Ben Hogan	7	
1948	Ben Hogan	10	
1949	Cary Middlecoff	7	
1950	Sam Snead	11	
1951	Cary Middlecoff	6	
1952	Jack Burke, Jr.	5	
	Sam Snead		
1953	Ben Hogan	5	
1954	Bob Toski	4	
1955	Cary Middlecoff	6	
1956	Mike Souchak	4	
1957	Arnold Palmer	4	
1958	Ken Venturi	4	

1959	Gene Littler	5	
1960	Arnold Palmer	8	
1961	Arnold Palmer	6	
1962	Arnold Palmer	8	
1963	Arnold Palmer	7	
1964	Tony Lema	5	
1965	Jack Nicklaus	5	
1966	Billy Casper	4	
1967	Jack Nicklaus	5	
1968	Billy Casper	6	
1969	Dave Hill	3	
	Billy Casper		
	Jack Nicklaus		
	Raymond Floyd		
1970	Billy Casper	4	
1971	Lee Trevino	6	
1972	Jack Nicklaus	7	
1973	Jack Nicklaus	7	
1974	Johnny Miller	8	
1975	Jack Nicklaus	5	
1976	Ben Crenshaw	3	
	Hubert Green		
1977	Tom Watson	5	
1978	Tom Watson	5	
1979	Tom Watson	5	
1980	Tom Watson	7	
1981	Bill Rogers	4	
1982	Craig Stadler	4	
	Tom Watson		
	Calvin Peete		
1983	Fuzzy Zoeller	2	
	Lanny Wadkins		
	Calvin Peete		
	Hal Sutton		
	Gil Morgan		
	Mark McCumber		
	Jim Colbert		
	Seve Ballesteros		
1984	Tom Watson	3	
	Denis Watson		
1985	Lanny Wadkins	3	
	Curtis Strange		
1986	Bob Tway	4	
1987	Curtis Strange	3	
	Paul Azinger		
1988	Curtis Strange	4	
1989	Tom Kite	3	
	Steve Jones		
1990	Wayne Levi	4	
1991	Ian Woosnan	2	
	Corey Pavin		
	Billy Andrade		
	Tom Purtzer		
	Mark Brooks		
	Nick Price		
	Fred Couples		
	Andrew Magee		
1992	Fred Couples	3	
	Davis Love III		
	John Cook		
1993	Nick Price	4	

1994	Nick Price	6	
1995	Greg Norman	3	
	Lee Janzen		
1996	Phil Mickelson	4	
1997	Tiger Woods	4	
1998	David Duval	4	
1999	Tiger Woods	8	
2000	Tiger Woods	9	
2001	Tiger Woods	5	
2002	Tiger Woods	5	
2003	Tiger Woods	5	
2004	Vijay Singh	9	
2005	Tiger Woods	6	
2006	Tiger Woods	8	
2007	Tiger Woods	7	
2008	Tiger Woods	4	
2009	Tiger Woods	6	
2010	Jim Furyk	3	
2011	Bubba Watson	2	
	Mark Wilson		
	Nick Watney		
	Webb Simpson		
	Luke Donald		
	Steve Stricker		
	Keegan Bradley		

Individual Playoff Records

BRAD ADAMONIS (0-1)

Lost to Kenny Perry, 2008 John Deere Classic

STEVE ALLAN (0-1)

Lost to Vaughn Taylor, 2004 Reno-Tahoe Open

ROBERT ALLENBY (3-1)

Defeated Craig Stadler, 2000 Shell Houston Open

Defeated Nick Price, 2000 Advil Western Open

Defeated Toshi Izawa, Brandel Chamblee, Bob Tway, Jeff Sluman and Dennis Paulson, 2001 Nissan Open

Lost to Justin Leonard, 2008 Stanford St. Jude Championship

STEPHEN AMES (1-0)

Defeated George McNeill, 2009 Children's Miracle Network Classic

BILLY ANDRADE (2-1)

Defeated Jeff Sluman, 1991 Kemper Open

Lost to John Inman, 1993 Buick Southern Open

Defeated Bob Friend, 1998 Bell Canadian Open

STUART APPLEBY (2-1)

Lost to Ernie Els, 2002 British Open

Defeated Scott McCarron, 2003 Las Vegas Invitational

Defeated Vijay Singh, 2006 Mercedes Championships

TOMMY ARMOUR III (0-1)

Lost to Gabriel Hjertstedt, 1999 Touchstone Energy Tucson Open

ARJUN ATWAL (0-1)

Lost to Phil Mickelson, 2005 BellSouth Classic

WOODY AUSTIN (2-1)

Defeated Mike Brisky, 1995 Buick Open

Lost to Davis Love III, 2003 MCI Heritage

Defeated Tim Herron, 2004 Buick Championship

PAUL AZINGER (1-2)

Lost to Steve Jones, 1989 Bob Hope Chrysler Classic

Lost to Greg Norman, 1990 Doral-Ryder Open

Defeated Greg Norman, 1993 PGA Championship

AARON BADDELEY (0-1)

Lost to Ernie Els, 2003 Sony Open in Hawaii

BRINY BAIRD (0-1)

Lost to Bryce Molder, 2011 Frys.com Open

RICH BEEM (0-1)

Lost to Phil Mickelson, 2005 BellSouth Classic.

CAMERON BECKMAN (1-1)

Defeated Kevin Sutherland, 2008 Frys.com Open

NOTAH BEGAY III (1-0)

Defeated Tom Byrum, 1999 Michelob Championship at Kingsmill.

DAVID BERGANIO, JR. (0-1)

Lost to Phil Mickelson, 2002 Bob Hope Chrysler Classic.

RONNIE BLACK (1-1)

Defeated Sam Torrance, 1983 Southern Open

Lost to Wayne Grady, 1989 Manufacturers Hanover Westchester Classic

KRIS BLANKS (0-1)

Lost to Sean O'Hair, 2011 RBC Canadian Open

JASON BOHN (0-1)

Lost to Ryan Moore, 2009 Wyndham Championship

KEEGAN BRADLEY (2-0)

Defeated Ryan Palmer, 2011 HP Byron Nelson Championship

Defeated Jason Dufner, 2011 PGA Championship

MICHAEL BRADLEY (2-0)

Defeated Fred Funk, Davis Love III, John Maginnes and Len Mattiace, 1996 Buick Challenge

Defeated Troy Matteson, 2011 Puerto Rico Open

MARK BROOKS (4-3)

Defeated Dave Barr and Joey Sindelar, 1988 Canon Sammy Davis, Jr.-Greater Hartford Open

Lost to Tom Purtzer, 1988 Gatlin Brothers Southwest Classic

Defeated Gene Sauers, 1991 Kmart Greater Greensboro Open

Lost to John Inman, 1993 Buick Southern Open

Defeated Jeff Maggert, 1996 Shell Houston Open

Defeated Kenny Perry, 1996 PGA Championship

Lost to Retief Goosen, 2001 U.S. Open

JONATHAN BYRD (2-1)

Defeated Martin Laird and Cameron Percy, 2010 Justin Timberlake Shriners Hospitals for Children Open

Defeated Robert Garrigus, 2011 Hyundai Tournament of Champions

Lost to Lucas Glover, 2011 Wells Fargo Championship

ANGEL CABRERA (1-0)

Defeated Kenny Perry and Chad Campbell, 2009 Masters Tournament

MARK CALCAVECCHIA (1-4)

Lost to Fred Couples, 1987 Byron Nelson Classic

Defeated Wayne Grady and Greg Norman, 1989 British Open

Lost to Greg Norman, 1990 Doral-Ryder Open

Lost to Billy Mayfair, 1993 Greater Milwaukee Open

Lost to Geoff Ogilvy, 2005 Chrysler Classic of Tucson

CHAD CAMPBELL (0-3)

Lost to Adam Scott, 2005 Nissan Open (unofficial tournament, 36 holes)

Lost to Angel Cabrera, 2009 Masters Tournament

Lost to Martin Laird, 2009 Justin Timberlake Shriners Hospitals for Children Open

K.J. CHOI (1-0)

Defeated David Toms, 2011 THE PLAYERS Championship

DANIEL CHOPRA (1-0)

Defeated Steve Stricker, 2008 Mercedes-Benz Championship

STEWART CINK (2-2)

Lost to Olin Browne, 1998 Canon Greater Hartford Open

Defeated Ted Purdy, 2004 MCI Heritage

Lost to Tiger Woods, 2006 World Golf Championships-Bridgestone Invitational

Defeated Tom Watson, 2009 British Open

BOBBY CLAMPETT (0-2)

Lost to John Cook, 1981 Bing Crosby National Pro-Am

Lost to Hale Irwin, 1981 Buick Open

MICHAEL CLARK II (1-0)

Defeated Kirk Triplett, 2000 John Deere Classic

TIM CLARK (0-1)

Lost to Steve Stricker, 2009 Crowne Plaza Invitational

JOHN COOK (3-3)

Defeated Hale Irwin, Ben Crenshaw, Bobby Clampett and Barney Thompson, 1981 Bing Crosby National Pro-Am

Defeated Johnny Miller, 1983 Canadian Open

Lost to Donnie Hammond, 1986 Bob Hope Chrysler Classic

Lost to Tom Kite, 1990 Federal Express St. Jude Classic

Lost to Bob Tway, 1990 Las Vegas Invitational

Defeated Gene Sauers, Rick Fehr, Mark O'Meara and Tom Kite, 1992 Bob Hope Chrysler Classic

JOSE COCERES (1-2)

Defeated Billy Mayfair, 2001 WORLDCOM CLASSIC

Lost to Fred Funk, 2007 Mayakoba Golf Classic

Lost to Mark Wilson, 2007 The Honda Classic.

FRED COUPLES (5-4)

Defeated Tze-Chung Chen, Barry Jaeckel, Gil Morgan and Scott Simpson, 1983 Kemper Open

Lost to Tom Kite, 1986 Western Open

Defeated Mark Calcavecchia, 1987 Byron Nelson Classic

Lost to Sandy Lyle, 1988 Phoenix Open

Defeated Davis Love III, 1992 Nissan Los Angeles Open

Lost to Corey Pavin, 1992 Honda Classic

Defeated Robert Gamez, 1993 Honda Classic

Lost to Phil Mickelson, 1994 Mercedes Championships

Defeated Bruce Lietzke, 1998 Bob Hope Chrysler Classic

BEN CRANE (1-0)

Defeated Webb Simpson, 2011 McGladrey Classic

JOHN DALY (2-2)

Defeated Costantino Rocca, 1995, British Open

Defeated Chris Riley and Luke Donald, 2004 Buick Invitational

Lost to Vijay Singh, 2005 Shell Houston Open

Lost to Tiger Woods, 2005 World Golf Championships-American Express Championship

ROBERT DAMRON (1-1)

Defeated Scott Verplank, 2001 Verizon Byron Nelson Classic

Lost to Sergio Garcia, 2004 EDS Byron Nelson Championship

BRIAN DAVIS (0-1)

Lost to Jim Furyk, 2010 Verizon Heritage

GLEN DAY (1-0)

Defeated Jeff Sluman and Payne Stewart, 1999 MCI Classic

CHRIS DIMARCO (1-2)

Defeated David Duval, 2001 Buick Challenge

Lost to Vijay Singh, 2004 PGA Championship

Lost to Tiger Woods, 2005 Masters

LUKE DONALD (0-2)

Lost to John Daly, 2004 Buick Invitational

Lost to Brandt Snedeker, 2011 The Heritage

JAMES DRISCOLL (0-2)

Lost to Tim Petrovic, 2005 Zurich Classic of New Orleans

Lost to Zach Johnson, 2009 Valero Texas Open

JASON DUFNER (0-2)

Lost to Mark Wilson, 2011 Waste Management Phoenix Open

Lost to Keegan Bradley, 2011 PGA Championship

JOE DURANT (0-1)

Lost to D.J. Trahan, 2006 Southern Farm Bureau Classic

DAVID DUVAL (2-2)

Defeated Grant Waite and Duffy Waldorf, 1997 Michelob Championship at Kingsmill

Defeated Dan Forsman, 1997 Walt Disney World/Oldsobile Classic

Lost to Dennis Paulson, 2000 Buick Classic

Lost to Chris DiMarco, 2001 Buick Challenge

STEVE ELKINGTON (4-4)

Defeated Brad Faxon, 1992 Infiniti Tournament of Champions

Lost to Dan Forsman, 1992 Buick Open

Lost to Nick Price, 1992 H-E-B Texas Open

Lost to Rocco Mediate, 1993 Kmart Greater Greensboro Open

Defeated Bruce Lietzke, 1995 Mercedes Championships

Defeated Colin Montgomerie, 1995 PGA Championship

Defeated Fred Funk, 1998 Buick Challenge

Lost to Ernie Els, 2002 British Open

ERNIE ELS (4-3)

Defeated Loren Roberts and Colin Montgomerie, 1994 U.S. Open
Lost to Tiger Woods, 2000 Mercedes Championships
Lost to Mike Weir, 2001 TOUR Championship
Defeated Stuart Appleby, Steve Elkington and Thomas Levet, 2002 British Open
Defeated Aaron Baddeley, 2003 Sony Open in Hawaii
Defeated Harrison Frazar, 2004 Sony Open in Hawaii
Lost to Todd Hamilton, 2004 British Open

BOB ESTES (0-4)

Lost to Mike Hulbert, 1989 B.C. Open
Lost to John Inman, 1993 Buick Southern Open
Lost to Steve Flesch, 2003 HP Classic of New Orleans
Lost to Scott Stallings, 2011 Greenbrier Classic

NICK FALDO (2-1)

Lost to Curtis Strange, 1988 U.S. Open
Defeated Scott Hoch, 1989 Masters Tournament
Defeated Raymond Floyd, 1990 Masters Tournament

BRAD FAXON (3-6)

Defeated Chip Beck, 1991 Buick Open
Lost to Steve Elkington, 1992 Infniti Tournament of Champions
Lost to Dan Forsman, 1992 Buick Open
Lost to Jim Furyk, 1996 United Airlines Hawaiian Open
Lost to Clarence Rose, 1996 Sprint International
Lost to Frank Nobile, 1997 Greater Greensboro Chrysler Classic
Defeated Fred Funk, 1999 B.C. Open
Lost to Bob Tway, 2003 Bell Canadian Open
Defeated Tjaart van der Walt, 2005 Buick Championship

STEVE FLESC (1-0)

Defeated Bob Estes, 2003 HP Classic of New Orleans

RICKIE FOWLER (0-1)

Lost to Troy Matteson, 2009 Frys.com Open

CARLOS FRANCO (1-0)

Defeated Blaine McCallister, 2000 Compaq Classic of New Orleans

HARRISON FRAZAR (1-1)

Lost to Ernie Els, 2004 Sony Open in Hawaii
Defeated Robert Karlsson, 2011 FedEx St. Jude Classic

FRED FUNK (2-3)

Defeated Pete Jordan, 1996 B.C. Open
Lost to Michael Bradley, 1996 Buick Challenge
Lost to Steve Elkington, 1998 Buick Challenge
Lost to Brad Faxon, 1999 B.C. Open
Defeated Jose Coceres, 2007 Mayakoba Golf Classic

JIM FURYK (3-7)

Defeated Brad Faxon, 1996 United Airlines Hawaiian Open
Lost to Paul Stankowski, 1997 United Airlines Hawaiian Open
Lost to J.P. Hayes, 1998 Buick Classic
Lost to Tiger Woods, 2001 World Golf Championships-NEC Invitational
Lost to Scott Hoch, 2003 Ford Championship at Doral
Lost to Vijay Singh, 2005 Wachovia Championship
Lost to Wes Short Jr., 2005 Michelin Championship at Las Vegas
Defeated Trevor Immelman, 2006 Wachovia Championship
Lost to Rory Sabbatini, 2007 Crowne Plaza Invitational at Colonial
Defeated Brian Davis, 2010 Verizon Heritage

JIM GALLAGHER, JR. (1-1)

Defeated Ed Dougherty and Billy Mayfair, 1990 Greater Milwaukee Open
Lost to Tom Purtzer, 1991 NEC World Series of Golf

ROBERT GAMEZ (0-1)

Lost to Fred Couples, 1993 Honda Classic

SERGIO GARCIA (4-5)

Lost to Mike Weir, 2001 TOUR Championship
Defeated David Toms, 2002 Mercedes Championships
Defeated Dudley Hart and Robert Damron, 2004 EDS Byron Nelson Championship
Defeated Rory Sabbatini and Pdraig Harrington, 2004 Buick Classic
Lost to Vijay Singh, 2005 Wachovia Championship
Lost to Pdraig Harrington, 2007 British Open
Defeated Paul Goydos, 2008 THE PLAYERS Championship
Lost to Vijay Singh, 2008 The Barclays
Lost to Camilo Villegas, 2008 TOUR Championship

ROBERT GARRIGUS (0-2)

Lost to Lee Westwood, 2010 St. Jude Classic presented by Smith & Nephew
Lost to Jonathan Byrd, 2011 Hyundai Tournament of Champions

BRIAN GAY (0-1)

Lost to Will MacKenzie, 2008 Viking Classic

LUCAS GLOVER (1-0)

Defeated Jonathan Byrd, 2011 Wells Fargo Championship

RETIEF GOOSEN (1-1)

Defeated Mark Brooks, 2001 U.S. Open
Lost to Nathan Green, 2009 RBC Canadian Open

PAUL GOW (0-1)

Lost to Jeff Sluman, 2001 B.C. Open

PAUL GOYDOS (0-1)

Lost to Sergio Garcia, 2008 THE PLAYERS Championship

NATHAN GREEN (1-1)

Lost to Tiger Woods, 2006 Buick Invitational
Defeated Retief Goosen, 2009 RBC Canadian Open

BILL HAAS (1-2)

Lost to Jhonattan Vegas, 2011 Bob Hope Classic
Lost to Scott Stallings, 2011 Greenbrier Classic
Defeated Hunter Mahan, 2011 TOUR Championship by Coca-Cola

TODD HAMILTON (1-0)

Defeated Ernie Els, 2004 British Open

PADRAIG HARRINGTON (2-1)

Lost to Sergio Garcia, 2004 Buick Classic
Defeated Vijay Singh, Joe Ogilvie, 2005 Honda Classic
Defeated Sergio Garcia, 2007 British Open.

DUDLEY HART (0-1)

Lost to Sergio Garcia, 2004 EDS Byron Nelson Championship

J.P. HAYES (1-0)

Defeated Jim Furyk, 1998 Buick Challenge

MARK HENSBY (1-0)

Defeated John E. Morgan, 2004 John Deere Classic

TIM HERRON (2-1)

Defeated Tom Lehman, 1999 Bay Hill Invitational
Lost to Woody Austin, 2004 Buick Championship
Defeated Richard S. Johnson, 2006 Bank of America Colonial

CHARLEY HOFFMAN (1-1)

Defeated John Rollins, 2007 Bob Hope Chrysler Classic
Lost to Kenny Perry, 2009 FBR Open

J.B. HOLMES (1-1)

Defeated Phil Mickelson, 2008 FBR Open
Lost to Paul Casey, 2009 Shell Houston Open

CHARLES HOWELL III (1-2)

Lost to Shigeki Maruyama, 2001 Greater Milwaukee Open
Lost to Mike Weir, 2003 Nissan Open
Defeated Phil Mickelson, 2007 Nissan Open

JOHN HUSTON (0-1)

Lost to Jim McGovern, 1993 Shell Houston Open

RYUJI IMADA (1-1)

Lost to Zach Johnson, 2007 AT&T Classic
Defeated Kenny Perry, 2008 AT&T Classic

TREVOR IMMELMAN (0-2)

Lost to Jim Furyk, 2006 Wachovia Championship
Lost to Justin Leonard, 2008 Stanford St. Jude Championship

LEE JANZEN (1-0)

Defeated Corey Pavin, 1995 Kemper Open

MIGUEL ANGEL JIMENEZ (0-1)

Lost to Tiger Woods, 1999 World Golf Championships-American Express Championship

BRANDT JOBE (0-1)

Lost to Phil Mickelson, 2005 BellSouth Classic

RICHARD S. JOHNSON. (0-1)

Lost to Tim Herron, 2006 Bank of America Colonial

ZACH JOHNSON (2-0)

Defeated Ryuji Imada, 2007 AT&T Classic
Defeated James Driscoll, 2009 Valero Texas Open

ROBERT KARLSSON (0-2)

Lost to Lee Westwood, 2010 St. Jude Classic
Lost to Harrison Frazar, 2011 FedEx St. Jude Classic

JONATHAN KAYE (1-1)

Lost to Chris Riley, 2002 Reno-Tahoe Open
Defeated John Rollins, 2003 Buick Classic

MARTIN KAYMER (1-0)

Defeated Bubba Watson, 2010 PGA Championship.

JERRY KELLY (0-1)

Lost to Loren Roberts, 1996 Greater Milwaukee Open

SKIP KENDALL (0-3)

Lost to Scott Simpson, 1998 Buick Invitational
Lost to Steve Lowery, 2000 Southern Farm Bureau Classic
Lost to Phil Mickelson, 2004 Bob Hope Chrysler Classic

ANTHONY KIM (1-0)

Defeated Vaughn Taylor, 2010 Shell Houston Open

MATT KUCHAR (2-0)

Defeated Vaughn Taylor, 2009 Turning Stone Resort Championship
Defeated Martin Laird, 2010 The Barclays

NEAL LANCASTER (1-1)

Defeated Tom Byrum, Mark Carnevale, David Edwards, Yoshinori Mizumaki and David Ogrin, 1994 GTE Byron Nelson Classic
Lost to John Rollins, 2002 Bell Canadian Open

BERNHARD LANGER (1-2)

Defeated Bobby Wadkins, 1985 Sea Pines Heritage Classic
Lost to Bob Tway, 1986 Shearson Lehman Brothers-Andy Williams Open
Lost to Rory Sabbatini, 2007 Crowne Plaza Invitational at Colonial

MARTIN LAIRD (1-2)

Defeated George McNeill, Chad Campbell, 2009 Justin Timberlake Shriners Hospitals for Children Open
Lost to Matt Kuchar, 2010 The Barclays
Lost to Jonathan Byrd, 2010 Justin Timberlake Shriners Hospitals for Children Open

PAUL LAWRIE (1-0)

Defeated Jean Van de Velde and Justin Leonard, 1999 British Open

TOM LEHMAN (0-3)

Lost to Tiger Woods, 1997 Mercedes Championships

Lost to Tim Herron, 1999 Bay Hill Invitational

Lost to Dean Wilson, 2006 The INTERNATIONAL

JUSTIN LEONARD (2-5)

Lost to Phil Mickelson, 1996 Phoenix Open

Lost to Paul Lawrie, 1999 British Open

Lost to John Rollins, 2002 Bell Canadian Open

Lost to Vijay Singh, 2004 PGA Championship

Defeated Jesper Parnevik, 2007 Valero Texas Open

Defeated Trevor Immelman, Robert Allenby, 2008 Stanford St. Jude Championship

Lost to Stephen Ames, 2009 Children's Miracle Network Classic

SPENCER LEVIN (0-1)

Lost to Johnson Wagner, 2011 Mayakoba Golf Classic

FRANK LICKLITER II (0-1)

Lost to Phil Mickelson, 2001 Buick Invitational

DAVIS LOVE III (2-7)

Lost to Tom Kite, 1989 Nestle Invitational

Lost to Tom Purtzer, 1991 NEC World Series of Golf

Lost to Fred Couples, 1992 Nissan Los Angeles Open

Defeated Mike Heinen, 1995 Freeport McMoRan Classic

Lost to Michael Bradley, 1996 Buick Challenge

Lost to Tiger Woods, 1996 Las Vegas Invitational

Lost to Jesper Parnevik, 2000 GTE Byron Nelson Classic

Lost to Phil Mickelson, 2001 Buick Invitational

Defeated Woody Austin, 2003 MCI Heritage

JAMIE LOVEMARK (0-1)

Lost to Troy Matteson, 2009 Frys.com Open

STEVE LOWERY (3-0)

Defeated Rick Fehr, 1994 Sprint International

Defeated Skip Kendall, 2000 Southern Farm Bureau Classic

Defeated Vijay Singh, 2008 AT&T Pebble Beach National Pro-Am

SANDY LYLE (3-1)

Defeated Jeff Sluman, 1987 Tournament Players Championship

Defeated Fred Couples, 1988 Phoenix Open

Defeated Ken Green, 1988 Kmart Greater Greensboro Open

Lost to Steve Jones, 1989 Bob Hope Chrysler Classic

WILL MACKENZIE (1-0)

Defeated Brian Gay, Marc Tumesa, 2008 Viking Classic

JEFF MAGGERT (0-1)

Lost to Mark Brooks, 1996 Shell Houston Open

HUNTER MAHAN (1-2)

Lost to Vaughn Taylor, 2004 Reno-Tahoe Open

Defeated Jay Williamson, 2007 Travelers Championship

Lost to Bill Haas, 2011 TOUR Championship by Coca-Cola.

JOHN MALLINGER (0-1)

Lost to Bo Van Pelt, 2009 U.S. Bank Championship

STEVE MARINO (0-1)

Lost to Steve Stricker, 2009 Crowne Plaza Invitational

SHIGEKI MARUYAMA (1-0)

Defeated Charles Howell III, 2001 Greater Milwaukee Open

TROY MATTESON (1-1)

Defeated Rickie Fowler, Jamie Lovemark, 2009 Frys.com Open

Lost to Michael Bradley, 2011 Puerto Rico Open

LEN MATTIACE (0-2)

Lost to Michael Bradley, 1996 Buick Challenge

Lost to Mike Weir, 2003 Masters Tournament

BOB MAY (0-1)

Lost to Tiger Woods, 2000 PGA Championship

BILLY MAYFAIR (2-5)

Lost to Jim Gallagher, Jr., 1990 Greater Milwaukee Open

Lost to Jodie Mudd, 1990 Nabisco Championship

Defeated Mark Calcavecchia and Ted Schulz, 1993 Greater Milwaukee Open

Lost to Vijay Singh, 1995 Phoenix Open

Lost to Greg Norman, 1995 NEC World Series of Golf

Defeated Tiger Woods, 1998 Nissan Open

Lost to Jose Coceres, 2001 WORLDCOM CLASSIC

SCOTT MCCARRON (0-2)

Lost to Stuart Appleby, 2003 Las Vegas Invitational

Lost to Vaughn Taylor, 2004 Reno-Tahoe Open

JIM MCGOVERN (1-0)

Defeated John Huston, 1993 Shell Houston Open

GEORGE MCNEILL (0-2)

Lost to Martin Laird, 2009 Justin Timberlake Shriners Hospitals for Children Open

Lost to Stephen Ames, 2009 Children's Miracle Network Classic

ROCCO MEDIATE (2-1)

Defeated Curtis Strange, 1991, Doral-Ryder Open

Defeated Steve Elkington, 1993 Kmart Greater Greensboro Open

Lost to Tiger Woods, 2008 U.S. Open

PHIL MICKELSON (7-3)

Defeated Fred Couples, 1994 Mercedes Championships

Defeated Justin Leonard, 1996 Phoenix Open

Defeated Gary Nicklaus, 2000 BellSouth Classic

Lost to Jesper Parnevik, 2000 GTE Byron Nelson Classic

Defeated Davis Love III and Frank Lickliter II, 2001 Buick Invitational

Defeated David Berganio, Jr., 2002 Bob Hope Chrysler Classic

Defeated Skip Kendall, 2004 Bob Hope Chrysler Classic

Defeated Rich Beem, Arjun Atwal, Brandt Jobe and Jose Maria Olazabal, 2005 BellSouth Classic

Lost to Charles Howell III, 2007 Nissan Open

Lost to J.B. Holmes, 2008 FBR Open

LARRY MIZE (1-3)

Lost to Greg Norman, 1986 Kemper Open

Defeated Greg Norman and Seve Ballesteros, 1987 Masters Tournament

Lost to Payne Stewart, 1990 MCI Heritage Classic

Lost to Olin Browne, 1998 Canon Greater Hartford Open

BRYCE MOLDER (1-0)

Defeated Briny Baird, 2011 Frys.com Open

RYAN MOORE (1-1)

Lost to Adam Scott, 2008 EDS Byron Nelson Championship

Defeated Kevin Stadler and Jason Bohn, 2009 Wyndham Championship

COLIN MONTGOMERIE (0-2)

Lost to Ernie Els, 1994 U.S. Open

Lost to Steve Elkington, 1995 PGA Championship

KEVIN NA (0-1)

Lost to Geoff Ogilvy, 2005 Chrysler Classic of Tucson

JACK NICKLAUS (14-10)

Lost to Bobby Nichols, 1962 Houston Classic

Defeated Arnold Palmer, 1962 U.S. Open

Defeated Gary Player, 1963 Palm Springs Golf Classic

Lost to Arnold Palmer, 1963 Western Open

Lost to Doug Sanders, 1965 Pensacola Open
Defeated Johnny Pott, 1965 Memphis Open
Defeated Tommy Jacobs and Gay Brewer, 1966 Masters Tournament
Defeated Frank Beard and Lee Elder, 1968 American Golf Classic
Defeated George Archer, Billy Casper and Don January, 1969 Kaiser International
Defeated Arnold Palmer, 1970 Byron Nelson Classic,
Defeated Doug Sanders, 1970 British Open
Lost to Gardner Dickinson, 1971 Atlanta Golf Classic
Lost to Lee Trevino, 1971 U.S. Open
Defeated Johnny Miller, 1972 Bing Crosby National Pro-Am
Lost to Bobby Mitchell, 1972 Tournament of Champions
Defeated Raymond Floyd and Orville Moody, 1973 Bing Crosby National Pro-Am
Defeated Miller Barber, 1973 Greater New Orleans Open
Lost to Johnny Miller, 1974 World Open
Lost to Tom Weiskopf, 1975 Canadian Open
Defeated Billy Casper, 1975 World Open
Defeated Bruce Lietzke, 1977 MONY Tournament of Champions
Lost to Raymond Floyd, 1980 Doral-Eastern Open
Lost to Tom Kite, 1982 Bay Hill Classic
Defeated Andy Bean, 1984 Memorial Tournament

GREG NORMAN (4-8)

Lost to Mike Nicolette, 1983 Bay Hill Classic
Lost to Fuzzy Zoeller, 1984 U.S. Open
Lost to Tom Watson, 1984 Western Open
Defeated Larry Mize, 1986 Kemper Open
Lost to Larry Mize, 1987 Masters Tournament
Lost to Curtis Strange, 1988 Independent Insurance Agent Open
Lost to Seve Ballesteros, 1988 Manufacturers Hanover Westchester Classic
Lost to Mark Calcavecchia, 1989 British Open
Defeated Paul Azinger, Mark Calcavecchia and Tim Simpson, 1990 Doral-Ryder Open
Defeated Bruce Lietzke, 1992 Canadian Open
Lost to Paul Azinger, 1993 PGA Championship
Defeated Billy Mayfair and Nick Price, 1995 NEC World Series of Golf

ARRON OBERHOLSER (0-1)

Lost to Joey Sindelar, 2004 Wachovia Championship

JOE OGILVIE (0-1)

Lost to Pdraig Harrington, 2005 Honda Classic

SEAN O'HAIR (1-0)

Defeated Kris Blanks, 2011 RBC Canadian Open

GEOFF OGILVY (1-0)

Defeated Kevin Na and Mark Calcavecchia, 2005 Chrysler Classic of Tucson

JOSE MARIA OLAZABAL (0-2)

Lost to Phil Mickelson, 2005 BellSouth Classic
Lost to Tiger Woods, 2005 Buick Invitational

MARK O'MEARA (3-4)

Lost to Dave Eichelberger, 1981 Tallahassee Open
Lost to Bob Gilder, 1983 Phoenix Open
Lost to Corey Pavin, 1991 Bob Hope Chrysler Classic
Lost to John Cook, 1992 Bob Hope Chrysler Classic
Defeated Jeff Sluman, 1992 AT&T Pebble Beach National Pro-Am
Defeated Bob Lohr, 1995 Bell Canadian Open
Defeated Brian Watts, 1998 British Open

ARNOLD PALMER (14-10)

Defeated Ted Kroll, 1956 Insurance City Open
Defeated Doug Ford, 1957 Rubber City Open
Lost to Howie Johnson, 1958 Azalea Open
Defeated Gay Brewer and Pete Cooper, 1959 West Palm Beach Open
Lost to Bill Collins, 1960 Houston Classic
Defeated Bill Collins and Jack Fleck, 1960 Insurance City Open
Defeated Al Balding, 1961 San Diego Open
Defeated Doug Sanders, 1961 Phoenix Open
Lost to Doug Ford, 1961 "500" Festival Open
Defeated Gary Player and Dow Finsterwald, 1962 Masters Tournament

Defeated Johnny Pott, 1962 Colonial National Invitation
Lost to Jack Nicklaus, 1962 U.S. Open
Defeated Paul Hamey, 1963 Thunderbird Classic
Lost to Julius Boros, 1963 U.S. Open
Defeated Tommy Aaron and Tony Lema, 1963 Cleveland Open
Defeated Julius Boros and Jack Nicklaus, 1963 Western Open
Lost to Gary Player, 1964 Pensacola Open
Lost to Tony Lema, 1964 Cleveland Open
Lost to Doug Sanders, 1966 Bob Hope Desert Classic
Defeated Gay Brewer, 1966 Tournament of Champions
Lost to Billy Casper, 1966 U.S. Open
Defeated Deane Beman, 1968 Bob Hope Desert Classic
Lost to Jack Nicklaus, 1970 Byron Nelson Classic
Defeated Raymond Floyd, 1971 Bob Hope Desert Classic

RYAN PALMER (0-1)

Lost to Keegan Bradley, 2011 HP Byron Nelson Championship

JESPER PARNEVIK (1-1)

Defeated Davis Love III and Phil Mickelson, 2000 GTE Byron Nelson Classic
Lost to Justin Leonard, 2007 Valero Texas Open

CRAIG PARRY (1-0)

Defeated Scott Verplank, 2004 Ford Championship at Doral

DENNIS PAULSON (1-2)

Lost to Duffy Waldorf, 1999 Buick Classic
Defeated David Duval, 2000 Buick Classic
Lost to Robert Allenby, 2001 Nissan Open

COREY PAVIN (5-4)

Defeated Dave Barr, 1986 Greater Milwaukee Open
Defeated Craig Stadler, 1987 Hawaiian Open
Defeated Mark O'Meara, 1991 Bob Hope Chrysler Classic
Defeated Steve Pate, 1991 BellSouth Atlanta Classic
Lost to Billy Ray Brown, 1991 Canon Greater Hartford Open
Defeated Fred Couples, 1992 Honda Classic
Lost to Bruce Lietzke, 1992 Southwestern Bell Colonial
Lost to Lee Janzen, 1995 Kemper Open
Lost to Bubba Watson, 2010 Travelers Championship

CAMERON PERCY (0-1)

Lost to Jonathan Byrd, 2010 Justin Timberlake Shriners Hospitals for Children Open

KENNY PERRY (3-3)

Defeated Hale Irwin, 1991 Memorial Tournament
Lost to Mark Brooks, 1996 PGA Championship
Lost to Ryuji Imada, 2008 AT&T Classic
Defeated Brad Adamonis, Jay Williamson, 2008 John Deere Classic
Defeated Charley Hoffman, 2009 FBR Open
Lost to Angel Cabrera, 2009 Masters Tournament

TIM PETROVIC (1-0)

Defeated James Driscoll, 2005 Zurich Classic of New Orleans

GARY PLAYER (3-10)

Lost to Sam Snead, 1958 Dallas Open
Lost to Don Whitt, 1959 Memphis Open
Lost to Jay Hebert, 1961 American Golf Classic
Lost to Arnold Palmer, 1962 Masters Tournament
Lost to Lionel Hebert, 1962 Memphis Open
Lost to Jack Nicklaus, 1963 Palm Springs Golf Classic
Defeated Arnold Palmer and Miller Barber, 1964 Pensacola Open
Defeated Kel Nagle, 1965 U.S. Open
Lost to Miller Barber, 1967 Oklahoma City Open
Lost to Steve Reid, 1968 Azalea Open
Defeated Hal Underwood, 1971 Greater Jacksonville Open
Lost to Tom Weiskopf, 1971 Kemper Open
Lost to Al Geiberger, 1975 MONY Tournament of Champions

NICK PRICE (3-3)

Lost to Tom Kite, 1986 Western Open
Defeated Steve Elkington, 1992 H-E-B Texas Open
Defeated Scott Simpson, 1994 Southwestern Bell Colonial
Lost to Greg Norman, 1995 NEC World Series of Golf
Defeated Jeff Sluman, 1998 FedEx St. Jude Classic
Lost to Robert Allenby, 2000 Advil Western Open

DICKY PRIDE (1-0)

Defeated Gene Sauers and Hal Sutton, 1994 Federal Express St. Jude Classic

TED PURDY (0-1)

Lost to Stewart Cink, 2004 MCI Heritage

CHEZ REAVIE (0-1)

Lost to Webb Simpson, 2011 Deutsche Bank Championship

CHRIS RILEY (1-1)

Defeated Jonathan Kaye, 2002 Reno-Tahoe Open
Lost to John Daly, 2004 Buick Invitational

LOREN ROBERTS (2-1)

Lost to Ernie Els, 1994 U.S. Open
Defeated Jerry Kelly, 1996 Greater Milwaukee Open
Defeated Steve Pate, 1999 GTE Byron Nelson Classic

JOHN ROLLINS (1-2)

Defeated Justin Leonard and Neal Lancaster, 2002 Bell Canadian Open
Lost to Jonathan Kaye, 2003 Buick Classic
Lost to Charley Hoffman, 2007 Bob Hope Chrysler Classic

RORY SABBATINI (1-1)

Lost to Sergio Garcia, 2004 Buick Classic
Defeated Jim Furyk and Bernhard Langer, 2007 Crowne Plaza Invitational at Colonial

ADAM SCOTT (2-0)

Defeated Chad Campbell, 2005 Nissan Open (unofficial tournament, 36 holes)
Defeated Ryan Moore, 2008 EDS Byron Nelson Championship

WES SHORT, JR. (1-0)

Defeated Jim Furyk, 2005 Michelin Championship at Las Vegas

WEBB SIMPSON (1-2)

Lost to Bubba Watson, 2011 Zurich Classic of New Orleans
Defeated Chez Reavie, 2011 Deutsche Bank Championship
Lost to Ben Crane, 2011 McGladrey Classic

JOEY SINDELAR (2-1)

Lost to Mark Brooks, 1988 Canon Sammy Davis, Jr.-Greater Hartford Open
Defeated Willie Wood, 1990 Hardee's Golf Classic
Defeated Arron Oberholser, 2004 Wachovia Championship

VIJAY SINGH (8-4)

Defeated Mark Wiebe, 1993 Buick Classic
Defeated Billy Mayfair, 1995 Phoenix Open
Defeated Doug Martin, 1995 Buick Classic
Lost to Hal Sutton, 1998 TOUR Championship
Defeated Justin Leonard and Chris DiMarco, 2004 PGA Championship
Defeated Mike Weir, 2004 Bell Canadian Open
Lost to Pdraig Harrington, 2005 Honda Classic
Defeated John Daly, 2005 Shell Houston Open
Defeated Jim Furyk and Sergio Garcia, 2005 Wachovia Championship
Lost to Stuart Appleby, 2006 Mercedes Championships
Lost to Steve Lowery, 2008 AT&T Pebble Beach National Pro-Am
Defeated Sergio Garcia, Kevin Sutherland, 2008 The Barclays

BRANDT SNEDEKER (1-0)

Defeated Luke Donald, 2011 The Heritage

KEVIN STADLER (0-1)

Lost to Ryan Moore, 2009 Wyndham Championship

SCOTT STALLINGS (1-0)

Defeated Bill Haas and Bob Estes, 2011 Greenbrier Classic

PAUL STANKOWSKI (2-0)

Defeated Brandel Chamblee, 1996 BellSouth Classic

Defeated Jim Furyk and Mike Reid, 1997 United Airlines Hawaiian Open

STEVE STRICKER (1-1)

Lost to Daniel Chopra, 2008 Mercedes-Benz Championship

Defeated Steve Marino and Tim Clark, 2009 Crowne Plaza Invitational

KEVIN SUTHERLAND (0-3)

Lost to Phil Blackmar, 1997 Shell Houston Open

Lost to Vijay Singh, 2008 The Barclays

Lost to Cameron Beckman, 2008 Frys.com Open

VAUGHN TAYLOR (1-2)

Defeated Scott McCarron, Steve Allan and Hunter Mahan, 2004 Reno-Tahoe Open

Lost to Matt Kuchar, 2009 Turning Stone Resort Championship

Lost to Anthony Kim, 2010 Shell Houston Open

DAVID TOMS (1-3)

Defeated Mike Weir, 2000 Michelob Championship at Kingsmill

Lost to Mike Weir, 2001 TOUR Championship

Lost to Sergio Garcia, 2002 Mercedes Championships

Lost to K.J. Choi, 2011 THE PLAYERS Championship

D.J. TRAHAN (1-0)

Defeated Joe Durant, 2006 Southern Farm Bureau Classic

KIRK TRIPLETT (0-1)

Lost to Michael Clark II, 2000 John Deere Classic

TED TRYBA (0-1)

Lost to Duffy Waldorf, 1999 Westin Texas Open

MARC TURNESA (0-1)

Lost to Will MacKenzie, 2008 Viking Classic

JEAN VAN DE VELDE (0-2)

Lost to Paul Lawrie, 1999 British Open

Lost to Scott Verplank, 2000 Reno-Tahoe Open

TJAART VAN DER WALT (0-1)

Lost to Brad Faxon, 2005 Buick Championship

BO VAN PELT (1-0)

Defeated John Mallinger, 2009 U.S. Bank Championship

JHONATTAN VEGAS (1-0)

Defeated Gary Woodland and Bill Haas, 2011 Bob Hope Classic

SCOTT VERPLANK (2-4)

Defeated Jim Thorpe, 1985 Western Open

Lost to Trevor Dodds, 1998 Greater Greensboro Chrysler Classic

Defeated Jean Van de Velde, 2000 Reno-Tahoe Open

Lost to Robert Damron, 2001 Verizon Byron Nelson Classic

Lost to Craig Parry, 2004 Ford Championship at Doral

Lost to Bubba Watson, 2010 Travelers Championship

CAMILO VILLEGAS (1-1)

Lost to Mark Wilson, 2007 The Honda Classic

Defeated Sergio Garcia, 2008 TOUR Championship

JOHNSON WAGNER (1-0)

Defeated Spencer Levin, 2011 Mayakoba Golf Classic

GRANT WAITE (0-1)

Lost to David Duval, 1997 Michelob Championship at Kingsmill

DUFFY WALDORF (2-1)

Lost to David Duval, 1997 Michelob Championship at Kingsmill
Defeated Dennis Paulson, 1999 Buick Classic
Defeated Ted Tryba, 1999 Westin Texas Open

BUBBA WATSON (2-1)

Defeated Scott Verplank, Corey Pavin, 2010 Travelers Championship
Lost to Martin Kaymer, 2010 PGA Championship
Defeated Webb Simpson, 2011 Zurich Classic of New Orleans

TOM WATSON (9-5)

Defeated Jack Newton, 1975 British Open
Defeated Ben Crenshaw, 1978 Bing Crosby National Pro-Am
Lost to John Mahaffey, 1978 PGA Championship
Lost to Fuzzy Zoeller, 1979 Masters Tournament
Defeated Bill Rogers, 1979 Byron Nelson Classic
Defeated Johnny Miller, 1979 Colgate Hall of Fame Classic
Defeated D.A. Weibring, 1980 Andy Williams-San Diego Open
Lost to Bruce Lietzke, 1981 Byron Nelson Classic
Defeated Tommy Valentine, 1981 Atlanta Classic
Defeated Johnny Miller, 1982 Glen Campbell Los Angeles Open
Defeated Frank Conner, 1982 Sea Pines Heritage Classic
Defeated Greg Norman, 1984 Western Open
Lost to Mike Reid, 1988 NEC World Series of Golf
Lost to Stewart Cink, 2009 British Open

BOO WEEKLEY (0-1)

Lost to Mark Wilson, 2007 The Honda Classic

MIKE WEIR (3-2)

Lost to David Toms, 2000 Michelob Championship at Kingsmill
Defeated Ernie Els, Sergio Garcia and David Toms, 2001 TOUR Championship
Defeated Charles Howell III, 2003 Nissan Open
Defeated Len Mattiace, 2003 Masters Tournament
Lost to Vijay Singh, 2004 Bell Canadian Open

LEE WESTWOOD (1-0)

Defeated Robert Karlsson, Robert Garrigus, 2010 St. Jude Classic presented by Smith & Nephew

JAY WILLIAMSON (0-2)

Lost to Hunter Mahan, 2007 Travelers Championship
Lost to Kenny Perry, 2008 John Deere Classic

DEAN WILSON (1-0)

Defeated Tom Lehman, 2006 The INTERNATIONAL

MARK WILSON (2-0)

Defeated Jose Coceres, Boo Weekley and Camilo Villegas, 2007 The Honda Classic
Defeated Jason Dufner, 2011 Waste Management Phoenix Open

WILLIE WOOD (0-1)

Lost to Joey Sindelar, 1990 Hardee's Golf Classic.

GARY WOODLAND (0-1)

Lost to Jhonattan Vegas, 2011 Bob Hope Classic.

TIGER WOODS (11-1)

Defeated Davis Love III, 1996 Las Vegas Invitational
Defeated Tom Lehman, 1997 Mercedes Championships
Lost to Billy Mayfair, 1998 Nissan Open
Defeated Miguel Angel Jimenez, 1999 World Golf Championships-American Express Championship
Defeated Ernie Els, 2000 Mercedes Championships
Defeated Bob May, 2000 PGA Championship
Defeated Jim Furyk, 2001 World Golf Championships-NEC Invitational
Defeated Chris DiMarco, 2005 Masters
Defeated John Daly, 2005 World Golf Championships-American Express Championship
Defeated Jose Maria Olazabal and Nathan Green, 2006 Buick Invitational
Defeated Stewart Cink, 2006 World Golf Championships-Bridgestone Invitational
Defeated Rocco Mediate, 2008 U.S. Open

Tournament Playoff Records

Arnold Palmer Invitational presented by MasterCard

1976 Hale Irwin def. Kermit Zarley with a par on the sixth playoff hole.
1979 Bob Byman def. John Schroeder with a par on the second playoff hole.
1982 Tom Kite def. Jack Nicklaus and Denis Watson with a birdie on the first playoff hole.
1983 Mike Nicolette def. Greg Norman with a par on the first playoff hole.
1984 Gary Koch def. George Burns with a birdie on the second playoff hole.
1989 Tom Kite def. Davis Love III with a par on the second playoff hole.
1999 Tim Herron def. Tom Lehman with a birdie on the first playoff hole.

AT&T Pebble Beach National Pro-Am

1962 Doug Ford def. Joe Campbell with a par on the first playoff hole.
1968 Johnny Pott def. Billy Casper and Bruce Devlin with a birdie on the first playoff hole.
1972 Jack Nicklaus def. Johnny Miller with a birdie on the first playoff hole.
1978 Tom Watson def. Ben Crenshaw with a par on the second playoff hole.
1979 Lon Hinkle def. Andy Bean and Mark Hayes with a birdie on the third playoff hole.
1981 John Cook def. Bobby Clampett, Ben Crenshaw, Hale Irwin and Barney Thompson with a par on the third playoff hole.
1984 Hale Irwin def. Jim Nelford with a birdie on the second playoff hole.
1988 Steve Jones def. Bob Tway with a birdie on the second playoff hole.
1992 Mark O'Meara def. Jeff Sluman with a par on the first playoff hole.
2008 Steve Lowery def. Vijay Singh with a birdie on the first playoff hole.

BMW Championship

1899 Willie Smith (74) def. Laurie Auchterlonie (84) by 10 strokes in an 18-hole playoff.
1934 Hary Cooper (133) def. Ky Laffoon (136) by three strokes in a 36-hole playoff.
1937 Ralph Guldahl (72) def. Horton Smith (76) by four strokes in an 18-hole playoff.
1940 Jimmy Demaret (69) def. Toney Penna (72) by three strokes in an 18-hole playoff.
1948 Ben Hogan (64) def. Ed Oliver (73) by nine strokes in an 18-hole playoff.
1954 Lloyd Mangrum def. Ted Kroll with a birdie on the first playoff hole.
1956 Mike Fetchick (66) def. Jay Hebert (71) by five strokes, Doug Ford (72) by six strokes and Don January (75) by nine strokes in an 18-hole playoff.
1957 Doug Ford def. George Bayer, Gene Littler and Billy Maxwell with a par on the third playoff hole.
1960 Stan Leonard def. Art Wall with a birdie on the first playoff hole.
1963 Arnold Palmer (70) def. Julius Boros (71) by one stroke and Jack Nicklaus (73) by three strokes in an 18-hole playoff.
1978 Andy Bean def. Bill Rogers with a par on the first playoff hole.
1979 Larry Nelson def. Ben Crenshaw with a birdie on the first playoff hole.
1984 Tom Watson def. Greg Norman with a birdie on the third playoff hole.
1985 Scott Verplank def. Jim Thorpe with a par on the second playoff hole.
1986 Tom Kite def. Fred Couples, David Frost and Nick Price with a birdie on the first playoff hole.
1989 Mark McCumber def. Peter Jacobsen with a par on the first playoff hole.
2000 Robert Allenby def. Nick Price with a par on the first playoff hole.

British Open

1883 Willie Fernie def. Robert Ferguson in a 36-hole playoff.
1889 Willie Park Jr. def. Andrew Kirkaldy in a 36-hole playoff.
1896 Harry Vardon def. John H. Taylor in a 36-hole playoff.
1911 Harry Vardon def. Arnaud Massy in a 36-hole playoff; Massy conceded on the 35th hole.
1921 Jock Hutchison def. Roger Wethered in a 36-hole playoff.
1933 Denny Shute def. Craig Wood in a 36-hole playoff.
1949 Bobby Locke def. Harry Bradshaw 135-147 in a 36-hole playoff.
1958 Peter Thomson def. Dave Thomas by four strokes in a 36-hole playoff.
1963 Bob Charles def. Phil Rodgers 130-148 in a 36-hole playoff.
1970 Jack Nicklaus def. Doug Sanders 72-73 in an 18-hole playoff.
1975 Tom Watson def. Jack Newton by one stroke in an 18-hole playoff.
1989 Mark Calcavecchia def. Wayne Grady and Greg Norman in a four-hole playoff.
1995 John Daly def. Costantino Rocca 15-19 in a four-hole playoff.
1998 Mark O'Meara def. Brian Watts 17-19 in a four-hole playoff.
1999 Paul Lawrie def. Justin Leonard and Jean Van de Velde 15-18-18 in a four-hole playoff.
2002 Ernie Els def. Thomas Levet on the first sudden-death hole after a four-hole playoff with Levet, Stuart Appleby and Steve Elkington.
2004 Todd Hamilton def. Ernie Els 15-16 in a four-hole playoff.
2007 Pdraig Harrington def. Sergio Garcia 15-16 in a four-hole aggregate playoff.
2009 Stewart Cink def. Tom Watson 14-20 in a four-hole aggregate playoff.

Children's Miracle Network Hospitals Classic

1982 Hal Sutton def. Bill Britton with a birdie on the fourth playoff hole.
1986 Raymond Floyd def. Lon Hinkle and Mike Sullivan with a par on the first playoff hole.
1988 Bob Lohr def. Chip Beck with a par on the fifth playoff hole.

1997 David Duval def. Dan Forsman with a par on the first playoff hole.
2009 Stephen Ames defeated George McNeill and Justin Leonard with a par-3 on the second playoff hole.

Crowne Plaza Invitational at Colonial

1959 Ben Hogan (69) def. Fred Hawkins (73) by four strokes in an 18-hole playoff.
1962 Arnold Palmer (69) def. Johnny Pott (73) by four strokes in an 18-hole playoff.
1983 Jim Colbert def. Fuzzy Zoeller with a par on the sixth playoff hole.
1984 Peter Jacobsen def. Payne Stewart with a birdie on the first playoff hole.
1986 Dan Pohl def. Payne Stewart with a birdie on the first playoff hole.
1992 Bruce Lietzke def. Corey Pavin with a birdie on the first playoff hole.
1994 Nick Price def. Scott Simpson with a birdie on the first playoff hole.
2006 Tim Herron def. Richard S. Johnson with a birdie on the second playoff hole.
2007 Rory Sabbatini def. Jim Furyk and Bernhard Langer with a birdie on first playoff hole.
2009 Steve Stricker def. Tim Clark and Steve Marino with a birdie on the second playoff hole.

Deutsche Bank Championship

2011 Webb Simpson def. Chez Reavie with a birdie on the second playoff hole.

Farmers Insurance Open

1961 Arnold Palmer def. Al Balding with a birdie on the first playoff hole.
1962 Tommy Jacobs def. Johnny Pott with a birdie on the first playoff hole.
1965 Wes Ellis def. Billy Casper with a birdie on the first playoff hole.
1970 Pete Brown def. Tony Jacklin with a par on the first playoff hole.
1975 J.C. Snead def. Raymond Floyd and Bobby Nichols with a birdie on the second playoff hole.
1980 Tom Watson def. D.A. Weibring with a par on the first playoff hole.
1984 Gary Koch def. Gary Hallberg with a birdie on the second playoff hole.
1985 Woody Blackburn def. Ron Streck with a par on the fourth playoff hole.
1986 Bob Tway def. Bernhard Langer with a par on the second playoff hole.
1998 Scott Simpson def. Skip Kendall with a birdie on the first playoff hole.
2001 Phil Mickelson def. Frank Lickliter and Davis Love III with a double-bogey on the third playoff hole.
2004 John Daly def. Chris Riley and Luke Donald with a birdie on the first playoff hole.
2006 Tiger Woods def. Nathan Green and Jose Maria Olazabal with a par on the second playoff hole.

FedEx St. Jude Classic

1959 Don Whitt def. Al Balding and Gary Player with a par on the second playoff hole.
1960 Tommy Bolt def. Ben Hogan and Gene Littler in an 18-hole playoff (Bolt 68, Hogan 69, Littler 71).
1962 Lionel Hebert def. Gene Littler and Gary Player with a birdie on the first playoff hole.
1963 Tony Lema def. Tommy Aaron with a par on the first playoff hole.
1965 Jack Nicklaus def. Johnny Pott with a par on the first playoff hole.
1978 Andy Bean def. Lee Trevino with a birdie on the first playoff hole.
1979 Gil Morgan def. Larry Nelson with a birdie on the second playoff hole.
1985 Hal Sutton def. David Ogrin with a birdie on the first playoff hole.
1990 Tom Kite def. John Cook with a birdie on the first playoff hole.
1994 Dicky Pride def. Gene Sauers and Hal Sutton with a birdie on the first playoff hole.
1998 Nick Price def. Jeff Sluman with a birdie on the second playoff hole.
2008 Justin Leonard def. Trevor Immelman and Robert Allenby with a birdie on the second playoff hole.
2010 Lee Westwood def. Robert Karlsson and Robert Garrigus with a birdie on the fourth playoff hole.
2011 Harrison Frazar def. Robert Karlsson with par on the third playoff hole.

Frys.com Open

2008 Cameron Beckman def. Kevin Sutherland with a par-4 on the second extra hole.
2009 Troy Matteson defeated Jamie Lovemark and Rickie Fowler with a birdie on the second playoff hole.
2011 Bryce Molder defeated Briny Baird with a birdie on the sixth playoff hole.

HP Byron Nelson Championship

1956 Peter Thomson def. Gene Littler and Cary Middlecoff with a birdie on the first playoff hole.
1958 Sam Snead def. Julius Boros, John McMullen and Gary Player with a birdie on the first playoff hole.
1960 Johnny Pott def. Ted Kroll and Bo Wininger with a birdie on the third playoff hole.
1970 Jack Nicklaus def. Arnold Palmer with a birdie on the first playoff hole.
1972 Chi Chi Rodriguez def. Billy Casper with a birdie on the first playoff hole.
1973 Lanny Wadkins def. Dan Sikes with a par on the first playoff hole.
1979 Tom Watson def. Bill Rogers with a birdie on the first playoff hole.
1981 Bruce Lietzke def. Tom Watson with a par on the first playoff hole.
1985 Bob Eastwood def. Payne Stewart with a bogey on the first playoff hole.
1987 Fred Couples def. Mark Calcavecchia with a par on the third playoff hole.
1988 Bruce Lietzke def. Clarence Rose with a birdie on the first playoff hole.
1989 Jodie Mudd def. Larry Nelson with a birdie on the first playoff hole.
1992 Billy Ray Brown def. Ben Crenshaw, Raymond Floyd and Bruce Lietzke with a birdie on the first playoff hole.
1994 Neal Lancaster def. Tom Byrum, Mark Carnevale, David Edwards, Yoshinori Mizumaki and David Ogrin with a birdie on the first playoff hole.
1999 Loren Roberts def. Steve Pate with a par on the first playoff hole.
2000 Jesper Parnevik def. Davis Love III and Phil Mickelson with a par on the third playoff hole.

2001 Robert Damron def. Scott Verplank with a birdie on the fourth playoff hole.
2004 Sergio Garcia def. Dudley Hart and Robert Damron with a par on the first playoff hole.
2008 Adam Scott def. Ryan Moore with a birdie on the third playoff hole.
2011 Keegan Bradley def. Ryan Palmer with a par on the first playoff hole.

Humana Challenge

1963 Jack Nicklaus (65) def. Gary Player (73) by eight strokes in an 18-hole playoff.
1964 Tommy Jacobs def. Jimmy Demaret with a par on the second playoff hole.
1966 Doug Sanders def. Arnold Palmer with a birdie on the first playoff hole.
1968 Arnold Palmer def. Deane Beman with a par on the second playoff hole.
1971 Arnold Palmer def. Raymond Floyd with a birdie on the first playoff hole.
1982 Ed Fiori def. Tom Kite with a birdie on the second playoff hole.
1983 Keith Fergus def. Rex Caldwell with a par on the first playoff hole.
1984 John Mahaffey def. Jim Simons with a par on the second playoff hole.
1985 Lanny Wadkins def. Craig Stadler with a birdie on the fifth playoff hole.
1986 Donnie Hammond def. John Cook with a birdie on the first playoff hole.
1989 Steve Jones def. Paul Azinger and Sandy Lyle with a birdie on the first playoff hole.
1991 Corey Pavin def. Mark O'Meara with a birdie on the first playoff hole.
1992 John Cook def. Rick Fehr, Tom Kite, Mark O'Meara and Gene Sauers with an eagle on the fourth playoff hole.
1998 Fred Couples def. Bruce Lietzke with a birdie on the first playoff hole.
2002 Phil Mickelson def. David Berganio, Jr. with a birdie on the first playoff hole.
2004 Phil Mickelson def. Skip Kendall with a birdie on the first playoff hole.
2007 Charley Hoffman def. John Rollins with a birdie on the first playoff hole.
2011 Jhonattan Vegas def. Gary Woodland with par on second playoff hole, Bill Haas eliminated on first playoff hole.

Hyundai Tournament of Champions

1966 Arnold Palmer (63) def. Gay Brewer (79) by 16 strokes in an 18-hole playoff.
1972 Bobby Mitchell def. Jack Nicklaus with a birdie on the first playoff hole.
1975 Al Geiberger def. Gary Player with a birdie on the first playoff hole.
1977 Jack Nicklaus def. Bruce Lietzke with a birdie on the third playoff hole.
1992 Steve Elkington def. Brad Faxon with a birdie on the first playoff hole.
1994 Phil Mickelson def. Fred Couples with a par on the second playoff hole.
1995 Steve Elkington def. Bruce Lietzke with a birdie on the second playoff hole.
1997 Tiger Woods def. Tom Lehman with a birdie on the first playoff hole.
2000 Tiger Woods def. Ernie Els with a birdie on the second playoff hole.
2002 Sergio Garcia def. David Toms with a birdie on the first playoff hole.
2006 Stuart Appleby def. Vijay Singh with a birdie on the first playoff hole.
2008 Daniel Chopra def. Steve Stricker with birdie on the fourth playoff hole.
2011 Jonathan Byrd def. Robert Garrigus with par on the second playoff hole.

John Deere Classic

1981 Dave Barr def. Woody Blackburn, Frank Conner, Dan Halderson and Victor Regalado with a par on the eighth playoff hole.
1983 Danny Edwards def. Morris Hatafsky with a birdie on the first playoff hole.
1990 Joey Sindelar def. Willie Wood with a par on the first playoff hole.
1999 J.L. Lewis def. Mike Brisky with a birdie on the fifth playoff hole.
2000 Michael Clark II def. Kirk Triplett with a birdie on the fourth playoff hole.
2004 Mark Hensby def. John E. Morgan with a par on the second playoff hole.
2008 Kenny Perry def. Brad Adamonis and Jay Williamson with a par on the first playoff hole.

Justin Timberlake Shriners Hospitals for Children Open

1989 Scott Hoch def. Robert Wrenn with a birdie on the fifth playoff hole.
1990 Bob Tway def. John Cook with a par on the first playoff hole.
1991 Andrew Magee def. D.A. Weibring with a par on the second playoff hole.
1996 Tiger Woods def. Davis Love III with a par on the first playoff hole.
2003 Stuart Appleby def. Scott McCarron with a birdie on the first playoff hole.
2005 Wes Short, Jr. def. Jim Furyk with a par on the second playoff hole.
2009 Martin Laird defeated George McNeill and Chad Campbell with a birdie on the third playoff hole.
2010 Jonathan Byrd defeated Martin Laird and Cameron Percy with an eagle on the fourth playoff hole.

Masters Tournament

1935 Gene Sarazen (144) def. Craig Wood (149) by five strokes in a 36-hole playoff.
1942 Byron Nelson (69) def. Ben Hogan (70) by one stroke in an 18-hole playoff.
1954 Sam Snead (70) def. Ben Hogan (71) by one stroke in an 18-hole playoff.
1962 Arnold Palmer (68) def. Gary Player (71) by three strokes and Dow Finsterwald (77) by nine strokes in an 18-hole playoff.
1966 Jack Nicklaus (70) def. Tommy Jacobs (72) by two strokes and Gay Brewer (78) by eight strokes in an 18-hole playoff.
1970 Billy Casper (69) def. Gene Littler (74) by five strokes in an 18-hole playoff.
1979 Fuzzy Zoeller def. Ed Snead and Tom Watson with a birdie on the second playoff hole.
1982 Craig Stadler def. Dan Pohl with a par on the first playoff hole.
1987 Larry Mize def. Seve Ballesteros and Greg Norman with a birdie on the second playoff hole.
1989 Nick Faldo def. Scott Hoch with a birdie on the second playoff hole.
1990 Nick Faldo def. Raymond Floyd with a par on the second playoff hole.

2003 Mike Weir def. Len Mattiace with a bogey on the first playoff hole.
2005 Tiger Woods def. Chris DiMarco with a birdie on the first playoff hole.
2009 Angel Cabrera def. Kenny Perry and Chad Campbell with a par on the second playoff hole.

Mayakoba Golf Classic

2007 Fred Funk def. Jose Coceres with a birdie on the second playoff hole.
2011 Johnson Wagner def. Spencer Levin with a par on the first playoff hole.

Northern Trust Open

1935 Vic Ghezzi (73) def. Johnny Revolta (75) by two strokes in an 18-hole playoff.
1942 Ben Hogan (72) def. Jimmy Thomson (73) by one stroke in an 18-hole playoff.
1950 Sam Snead (72) def. Ben Hogan (76) by four strokes in an 18-hole playoff.
1952 Tommy Bolt (69) def. Jack Burke, Jr. (71) by two strokes in an 18-hole playoff.
1969 Charles Sifford def. Harold Henning with a birdie on the first playoff hole.
1970 Billy Casper def. Hale Irwin with a birdie on the first playoff hole.
1971 Bob Lunn def. Billy Casper with a birdie on the fourth playoff hole.
1972 George Archer (66) def. Tommy Aaron (68) and Dave Hill (68) by two strokes in an 18-hole playoff.
1982 Tom Watson def. Johnny Miller with a birdie on the third playoff hole.
1987 Tze-Chung Chen def. Ben Crenshaw with a par on the first playoff hole.
1992 Fred Couples def. Davis Love III with a birdie on the second playoff hole.
1998 Billy Mayfair def. Tiger Woods with a birdie on the first playoff hole.
2001 Robert Allenby def. Brandel Chamblee, Toshi Izawa, Dennis Paulson, Jeff Sluman and Bob Tway with a birdie on the first playoff hole.
2003 Mike Weir def. Charles Howell III with a birdie on the second playoff hole.
2005 Adam Scott def. Chad Campbell with a par on the first playoff hole (36-hole unofficial tournament).
2007 Charles Howell III def. Phil Mickelson with a par on the third playoff hole.

PGA Championship

(Medal play only)

1961 Jerry Barber def. Don January 67-68 in an 18-hole playoff.
1967 Don January def. Don Massengale 69-71 in an 18-hole playoff.
1977 Lanny Wadkins def. Gene Littler with a par on the third playoff hole.
1978 John Mahaffey def. Jerry Pate, Tom Watson with a birdie on the second playoff hole.
1979 David Graham def. Ben Crenshaw with a birdie on the third playoff hole.
1987 Larry Nelson def. Lanny Wadkins with a par on the first playoff hole.
1993 Paul Azinger def. Greg Norman with a par on the second playoff hole.
1995 Steve Elkington def. Colin Montgomerie with a birdie on the first playoff hole.
1996 Mark Brooks def. Kenny Perry with a birdie on the first playoff hole.
2000 Tiger Woods def. Bob May 12-13 in a three-hole playoff.
2004 Vijay Singh def. Chris DiMarco, Justin Leonard 11-12-12 in a three-hole playoff.
2010 Martin Kaymer def. Bubba Watson 11-12 in a three-hole playoff.
2011 Keegan Bradley def. Jason Dufner in a three-hole playoff.

Puerto Rico Open

2011 Michael Bradley def. Troy Matteson with a par on the first playoff hole.

RBC Canadian Open

1920 J. Douglas Edgar def. Tommy Armour, Charles R. Murray in an 18-hole playoff.
1930 Tommy Armour shot 138 to defeat Leo Diegel in a 36-hole playoff.
1931 Walter Hagen def. Percy Alliss 141-142 in a 36-hole playoff.
1938 Sam Snead def. Harry Cooper 101-106 in a 27-hole playoff.
1940 Sam Snead def. Harold McSpaden 71-72 in an 18-hole playoff.
1946 George Fazio def. Dick Metz 70-71 in an 18-hole playoff.
1956 Doug Sanders def. Dow Finsterwald in a one-hole playoff.
1967 Billy Casper def. Art Wall Jr. 65-69 in an 18-hole playoff.
1969 Tommy Aaron def. Sam Snead 70-72 in an 18-hole playoff.
1971 Lee Trevino def. Art Wall Jr. with a birdie on the first playoff hole.
1975 Tom Weiskopf def. Jack Nicklaus with a birdie on the first playoff hole.
1983 John Cook def. Johnny Miller with a birdie on the sixth playoff hole.
1992 Greg Norman def. Bruce Lietzke with a birdie on the second playoff hole.
1995 Mark O'Meara def. Bob Lohr with a par on the first playoff hole.
1998 Billy Andrade def. Bob Friend with a birdie on the first playoff hole.
2002 John Rollins def. Neal Lancaster, Justin Leonard with a birdie on the first playoff hole.
2003 Bob Tway def. Brad Faxon with a bogey on the third playoff hole.
2004 Vijay Singh def. Mike Weir with a par on the third playoff hole.
2009 Nathan Green def. Retief Goosen with a par on the second playoff hole.
2011 Sean O'Hair def. Kris Blanks with a par on the first playoff hole.

RBC Heritage

1980 Doug Tewell def. Jerry Pate with a par on the first playoff hole.
1982 Tom Watson def. Frank Conner with a par on the third playoff hole.

1985 Bernhard Langer def. Bobby Wadkins with a par on the first playoff hole.
1990 Payne Stewart def. Steve Jones and Larry Mize with a birdie on the second playoff hole.
1995 Bob Tway def. David Frost and Nolan Henke with a par on the second playoff hole.
1999 Glen Day def. Jeff Sluman and Payne Stewart with a birdie on the first playoff hole.
2001 Jose Coceres def. Billy Mayfair with a par on the fifth playoff hole.
2003 Davis Love III def. Woody Austin with a birdie on the fourth playoff hole.
2004 Stewart Cink def. Ted Purdy with a birdie on the fifth playoff hole.
2010 Jim Furyk def. Brian Davis with a par on the first playoff hole.
2011 Brandt Snedeker def. Luke Donald with a par on the third playoff hole.

Reno-Tahoe Open

2000 Scott Verplank def. Jean Van de Velde with a birdie on the fourth playoff hole.
2002 Chris Riley def. Jonathan Kaye with a par on the first playoff hole.
2004 Vaughn Taylor def. Steve Allan, Hunter Mahan, Scott McCarron with a birdie on the first playoff hole.

Shell Houston Open

1953 Cary Middlecoff (69) def. Jim Ferrier (71) and Shelley Mayfield (71) by two strokes Earl Stewart (72) by three strokes and Bill Nary (75) by six strokes in an 18-hole playoff.
1959 Jack Burke, Jr. (64) def. Julius Boros (69) by five strokes in an 18-hole playoff.
1960 Bill Collins (69) def. Arnold Palmer (71) by two strokes in an 18-hole playoff.
1961 Jay Hebert (69) and Ken Venturi (69) tied in an 18-hole playoff. Hebert def. Venturi with a birdie on the first sudden-death playoff hole.
1962 Bobby Nichols (71) and Dan Sikes (71) def. Jack Nicklaus (76) by five strokes in an 18-hole playoff. Nichols def. Sikes with a birdie on the first sudden-death playoff hole.
1970 Gibby Gilbert def. Bruce Crampton with a birdie on the third playoff hole.
1971 Hubert Green def. Don January with a birdie on the first playoff hole.
1980 Curtis Strange def. Lee Trevino with a birdie on the first playoff hole.
1982 Ed Sneed def. Bob Shearer with a birdie on the first playoff hole.
1986 Curtis Strange def. Calvin Peete with a birdie on the third playoff hole.
1987 Jay Haas def. Buddy Gardner with a par on the first playoff hole.
1988 Curtis Strange def. Greg Norman with a birdie on the third playoff hole.
1990 Tony Sills def. Gil Morgan with a par on the first playoff hole.
1993 Jim McGovern def. John Huston with a birdie on the second playoff hole.
1995 Payne Stewart def. Scott Hoch with a par on the first playoff hole.
1996 Mark Brooks def. Jeff Maggert with a birdie on the first playoff hole.
1997 Phil Blackmar def. Kevin Sutherland with a birdie on the first playoff hole.
2000 Robert Allenby def. Craig Stadler with a par on the fourth playoff hole.
2005 Vijay Singh def. John Daly with a par on the first playoff hole.
2009 Paul Casey def. J.B. Holmes with a bogey on the first playoff hole.
2010 Anthony Kim def. Vaughn Taylor with a par on the first playoff hole.

Sony Open in Hawaii

1965 Gay Brewer def. Bob Goalby with a par on the first playoff hole.
1967 Dudley Wysong def. Billy Casper with a par on the first playoff hole.
1972 Grier Jones def. Bob Murphy with a par on the first playoff hole.
1978 Hubert Green def. Bill Kratzert with a par on the second playoff hole.
1984 Jack Renner def. Wayne Levi with a par on the second playoff hole.
1987 Corey Pavin def. Craig Stadler with a birdie on the second playoff hole.
1996 Jim Furyk def. Brad Faxon with a birdie on the third playoff hole.
1997 Paul Stankowski def. Jim Furyk and Mike Reid with a birdie on the fourth playoff hole.
2003 Ernie Els def. Aaron Baddeley with a birdie on the second playoff hole.
2004 Ernie Els def. Harrison Frazar with a birdie on the third playoff hole.

The Barclays

1973 Bobby Nichols def. Bob Murphy with a birdie on the first playoff hole.
1975 Gene Littler def. Julius Boros with a par on the first playoff hole.
1985 Roger Maltbie def. George Burns and Ray Floyd with a birdie on the first playoff hole.
1987 J.C. Snead def. Seve Ballesteros with a par on the first playoff hole.
1988 Seve Ballesteros def. David Frost and Ken Green with a birdie on the first playoff hole.
1989 Wayne Grady def. Ronnie Black with a birdie on the first playoff hole.
1993 Vijay Singh def. Mark Wiebe with a birdie on the third playoff hole.
1995 Vijay Singh def. Doug Martin with a birdie on the fifth playoff hole.
1998 J.P. Hayes def. Jim Furyk with a birdie on the first playoff hole.
1999 Duffy Waldorf def. Dennis Paulson with a birdie on the first playoff hole.
2000 Dennis Paulson def. David Duval with a par on the fourth playoff hole.
2003 Jonathan Kaye def. John Rollins with an eagle on the first playoff hole.
2004 Sergio Garcia def. Rory Sabbatini and Padraig Harrington with a birdie on the third playoff hole.
2008 Vijay Singh def. Sergio Garcia and Kevin Sutherland with a birdie on the second playoff hole.
2010 Matt Kuchar def. Martin Laird with a birdie on the first playoff hole.

The Greenbrier Classic

2011 Scott Stallings def. Bill Haas and Bob Estes with a birdie on the first playoff hole.

The Honda Classic

1984 Bruce Lietzke def. Andy Bean with a par on the first playoff hole.
1985 Curtis Strange def. Peter Jacobsen with a par on the first playoff hole.
1992 Corey Pavin def. Fred Couples with a birdie on the second playoff hole.
1993 Fred Couples def. Robert Gamez with a birdie on the second playoff hole.
2005 Pdraig Harrington def. Vijay Singh and Joe Ogilvie with a par on the second playoff hole.
2007 Mark Wilson def. Jose Coceres with a birdie on the third playoff hole. Boo Weekley and Camilo Villegas were eliminated on the second playoff hole.

The McGladrey Classic

2011 Ben Crane def. Webb Simpson with a par on the second playoff hole.

the Memorial Tournament

1976 Roger Maltbie def. Hale Irwin with a birdie on the fourth playoff hole.
1984 Jack Nicklaus def. Andy Bean with a par on the third playoff hole.
1991 Kenny Pery def. Hale Irwin with a birdie on the first playoff hole.
1992 David Edwards def. Rick Fehr with a par on the second playoff hole.

THE PLAYERS Championship

1981 Raymond Floyd def. Barry Jaeckel and Curtis Strange with a par on the second playoff hole.
1987 Sandy Lyle def. Jeff Sluman with a par on the third playoff hole.
2008 Sergio Garcia def. Paul Goydos with a par on the first playoff hole.
2011 K.J. Choi def. David Toms with a par on the first playoff hole.

TOUR Championship by Coca-Cola

1988 Curtis Strange def. Tom Kite with a birdie on the second playoff hole.
1989 Tom Kite def. Payne Stewart with a par on the second playoff hole.
1990 Jodie Mudd def. Billy Mayfair with a birdie on the first playoff hole.
1991 Craig Stadler def. Russ Cochran with a birdie on the second playoff hole.
1994 Mark McCumber def. Fuzzy Zoeller with a birdie on the first playoff hole.
1998 Hal Sutton def. Vijay Singh with a birdie on the first playoff hole.
2001 Mike Weir def. Ernie Els, Sergio Garcia and David Toms with a birdie on the first playoff hole.
2008 Camilo Villegas def. Sergio Garcia with a par on the first playoff hole.
2011 Bill Haas def. Hunter Mahan with a par on the third playoff hole.

Travelers Championship

1954 Tommy Bolt def. Earl Stewart when Stewart conceded on the first playoff hole.
1956 Arnold Palmer def. Ted Kroll with a birdie on the second playoff hole.
1960 Arnold Palmer def. Bill Collins and Jack Fleck with a birdie on the third playoff hole.
1961 Billy Maxwell def. Ted Kroll with a birdie on the seventh playoff hole.
1962 Bob Goalby def. Art Wall with a birdie on the seventh playoff hole.
1965 Billy Casper def. Johnny Pott with a birdie on the first playoff hole.
1969 Bob Lunn def. Dave Hill with a birdie on the fourth playoff hole.
1971 George Archer def. Lee Elder, Lou Graham and J.C. Snead with a birdie on the first playoff hole.
1972 Lee Trevino def. Lee Elder with a birdie on the first playoff hole.
1975 Don Bies def. Hubert Green with a birdie on the second playoff hole.
1980 Howard Twitty def. Jim Simons with a birdie on the sixth playoff hole.
1985 Phil Blackmar def. Jodie Mudd and Dan Pohl with a birdie on the first playoff hole.
1986 Mac O'Grady def. Roger Maltbie with a par on the first playoff hole.
1988 Mark Brooks def. Dave Barr and Joey Sindelar with a birdie on the second playoff hole.
1991 Billy Ray Brown def. Rick Fehr and Corey Pavin with a birdie on the first playoff hole.
1998 Olin Browne def. Stewart Cink and Larry Mize with a birdie on the first playoff hole.
2004 Woody Austin def. Tim Herron with a birdie on the first playoff hole.
2005 Brad Faxon def. Tjaart van der Walt with a birdie on the first playoff hole.
2007 Hunter Mahan def. Jay Williamson with a birdie on the first playoff hole.
2010 Bubba Watson def. Scott Verplank, Corey Pavin with a par on the second playoff hole.

True South Classic

1994 Brian Henninger def. Mike Sullivan with a birdie on the first playoff hole.
2000 Steve Lowery def. Skip Kendall with a birdie on the first playoff hole.
2006 D.J. Trahan def. Joe Durant with a birdie on the third playoff hole.
2008 Will MacKenzie def. Marc Tumesa and Brian Gay with a birdie on the second playoff hole.

U.S. Open

1901 Willie Anderson (85) def. Alex Smith (86) by one stroke in an 18-hole playoff.
1903 Willie Anderson (82) def. David Brown (84) by two strokes in an 18-hole playoff.
1908 Fred McLeod (77) def. Willie Smith (83) by six strokes in an 18-hole playoff.
1910 Alex Smith (71) def. John McDermott (75) by four strokes and Macdonald Smith (77) by six strokes in an 18-hole playoff.
1913 Francis Ouimet (72) def. Harry Vardon (77) by five strokes and Edward Ray (78) by six strokes in an 18-hole playoff.
1919 Walter Hagen (77) def. Mike Brady (78) by one stroke in an 18-hole playoff.
1923 Robert T. Jones (76) def. Bobby Cruickshank (78) by two strokes in an 18-hole playoff.

1925 Willie McFarlane (147) def. Robert T. Jones (148) by one stroke in a 36-hole playoff.
 1927 Tommy Armour (76) def. Harry Cooper (79) by three strokes in an 18-hole playoff.
 1928 Johnny Farrell (143) def. Robert T. Jones (144) by one stroke in a 36-hole playoff.
 1929 Robert T. Jones (141) def. Al Espinosa (164) by 23 strokes in a 36-hole playoff.
 1931 Billy Burke (297) def. George Von Elm (298) by one stroke in a 72-hole playoff.
 1939 Byron Nelson (138) def. Craig Wood (141) by three strokes in a 36-hole playoff. Denny Shute (76) was eliminated after the first 18 holes.
 1940 Lawson Little (70) def. Gene Sarazen (73) by three strokes in an 18-hole playoff.
 1946 Lloyd Mangrum (144) def. Vic Ghezzi (145) and Byron Nelson (145) by one stroke in a 36-hole playoff.
 1947 Lew Worsham (69) def. Sam Snead (70) by one stroke in an 18-hole playoff.
 1950 Ben Hogan (69) def. Lloyd Mangrum (73) by four strokes and George Fazio (75) by six strokes in an 18-hole playoff.
 1955 Jack Fleck (69) def. Ben Hogan (72) by three strokes in an 18-hole playoff.
 1957 Dick Mayer (72) def. Cary Middlecoff (79) by seven strokes in an 18-hole playoff.
 1962 Jack Nicklaus (71) def. Arnold Palmer (74) by three strokes in an 18-hole playoff.
 1963 Julius Boros (70) def. Jacky Cupit (73) by three strokes and Arnold Palmer (76) by six strokes in an 18-hole playoff.
 1965 Gary Player (71) def. Kel Nagle (74) by three strokes in an 18-hole playoff.
 1966 Billy Casper (69) def. Arnold Palmer (73) by four strokes in an 18-hole playoff.
 1971 Lee Trevino (68) def. Jack Nicklaus (71) by three strokes in an 18-hole playoff.
 1975 Lou Graham (71) def. John Mahaffey (73) by two strokes in an 18-hole playoff.
 1984 Fuzzy Zoeller (67) def. Greg Norman (75) by eight strokes in an 18-hole playoff.
 1988 Curtis Strange (71) def. Nick Faldo (75) by four strokes in an 18-hole playoff.
 1990 Hale Irwin (77) def. Mike Donald (78) by one stroke in 19-hole playoff.
 1991 Payne Stewart (75) def. Scott Simpson (77) by two strokes in an 18-hole playoff.
 1994 Ernie Els (82) def. Loren Roberts (83) by one stroke in a 20-hole playoff. Colin Montgomerie (78) was eliminated after the first 18 holes.
 2001 Retief Goosen (70) def. Mark Brooks (72) by two strokes in an 18-hole playoff.
 2008 Tiger Woods def. Rocco Mediate with a par on the first playoff hole following an 18-hole playoff (71-71).

Valero Texas Open

1923 Walter Hagen (71) def. Bill Mehlhorn (74) by three strokes in an 18-hole playoff.
 1940 Byron Nelson (70) def. Ben Hogan (71) by one stroke in an 18-hole playoff.
 1942 Chick Harbert (69) def. Ben Hogan (72) by three strokes in an 18-hole playoff.
 1951 Dutch Harrison def. Doug Ford with a birdie on the first playoff hole.
 1969 Deane Beman def. Jack McGowan with a birdie on the first playoff hole.
 1975 Don January def. Larry Hinson with a birdie on the second playoff hole.
 1976 Butch Baird def. Miller Barber with a birdie on the first playoff hole.
 1981 Bill Rogers def. Ben Crenshaw with a birdie on the first playoff hole.
 1985 John Mahaffey def. Jodie Mudd with a par on the second playoff hole.
 1991 Blaine McCallister def. Gary Hallberg with a birdie on the second playoff hole.
 1992 Nick Price def. Steve Elkington with a par on the second playoff hole.
 1993 Jay Haas def. Bob Lohr with a birdie on the second playoff hole.
 1999 Duffy Waldorf def. Ted Tryba with a birdie on the first playoff hole.
 2007 Justin Leonard def. Jesper Parnevik with a birdie on the third playoff hole.
 2009 Zach Johnson def. James Driscoll with a birdie on the first playoff hole.

Waste Management Phoenix Open

1944 Harold McSpaden (70) def. Byron Nelson (72) by two strokes in an 18-hole playoff.
 1946 Ben Hogan (68) def. Herman Keiser (70) by two strokes in an 18-hole playoff.
 1949 Jimmy Demaret (67) def. Ben Hogan (70) by three strokes in an 18-hole playoff.
 1954 Ed Furgol (71) and Cary Middlecoff (71) tied in an 18-hole playoff. Furgol def. Middlecoff with a par on the first sudden-death playoff hole.
 1960 Jack Fleck (68) def. Bill Collins (71) by three strokes in an 18-hole playoff.
 1961 Arnold Palmer (67) def. Doug Sanders (70) by three strokes in an 18-hole playoff.
 1972 Homero Blancas def. Lanny Wadkins with a birdie on the first playoff hole.
 1977 Jerry Pate def. Dave Stockton with a par on the first playoff hole.
 1983 Bob Gilder def. Rex Caldwell, Johnny Miller and Mark O'Meara with a par on the eighth playoff hole.
 1988 Sandy Lyle def. Fred Couples with a bogey on the third playoff hole.
 1995 Vijay Singh def. Billy Mayfair with a par on the first playoff hole.
 1996 Phil Mickelson def. Justin Leonard with a birdie on the third playoff hole.
 2008 J.B. Holmes def. Phil Mickelson with a birdie on the first playoff hole.
 2009 Kenny Perry def. Charley Hoffman with a birdie on the third playoff hole.
 2011 Mark Wilson def. Jason Dufner with a birdie on the second playoff hole.

Wells Fargo Championship

2004 Joey Sindelar def. Arron Oberholser with a par on the second playoff hole.
 2005 Vijay Singh def. Jim Furyk and Sergio Garcia with a par on the fourth playoff hole.
 2006 Jim Furyk def. Trevor Immelman with a par on the first playoff hole.
 2011 Lucas Glover def. Jonathan Byrd with a par-4 on the first playoff hole.

World Golf Championships-Bridgestone Invitational

1978 Gil Morgan def. Hubert Green with a par on the first playoff hole.
 1982 Craig Stadler def. Raymond Floyd with a par on the fourth playoff hole.
 1988 Mike Reid def. Tom Watson with a par on the first playoff hole.

1989 David Frost def. Ben Crenshaw with a par on the second playoff hole.
1991 Tom Purtzer def. Jim Gallagher Jr. and Davis Love III with a par on the second playoff hole.
1995 Greg Norman def. Billy Mayfair and Nick Price with a birdie on the first playoff hole.
2001 Tiger Woods def. Jim Furyk with a birdie on the seventh playoff hole.
2006 Tiger Woods def. Stewart Cink with a birdie on the fourth playoff hole.

World Golf Championships-Cadillac Championship

1999 Tiger Woods def. Miguel Angel Jimenez with a birdie on the first playoff hole.
2005 Tiger Woods def. John Daly with a par on the second playoff hole.

Wyndham Championship

1949 Sam Snead (69) def. Lloyd Mangrum (71) by two strokes in an 18-hole playoff.
1953 Earl Stewart (68) and Sam Snead (68) def. Doug Ford (70) by two strokes and Art Wall (72) by four strokes in an 18-hole playoff. Stewart def. Snead with a par on the first sudden-death hole.
1954 Doug Ford (72) def. Marty Furgol (75) by three strokes in an 18-hole playoff.
1956 Sam Snead def. Fred Wampler with a birdie on the second playoff hole.
1964 Julius Boros def. Doug Sanders with a par on the first playoff hole.
1966 Doug Sanders def. Tom Weiskopf with a par on the second playoff hole.
1969 Gene Littler def. Julius Boros, Orville Moody and Tom Weiskopf with a birdie on the fifth playoff hole.
1971 Bud Allin def. Dave Eichelberger and Rod Funseth with a birdie on the first playoff hole.
1972 George Archer def. Tommy Aaron with a par on the second playoff hole.
1981 Larry Nelson def. Mark Hayes with a birdie on the second playoff hole.
1988 Sandy Lyle def. Ken Green with a birdie on the first playoff hole.
1991 Mark Brooks def. Gene Sauers with a par on the third playoff hole.
1993 Rocco Mediate def. Steve Elkington with a birdie on the fourth playoff hole.
1997 Frank Nobile def. Brad Faxon with a par on the first playoff hole.
1998 Trevor Dodds def. Scott Verplank with a par on the first playoff hole.
2009 Ryan Moore def. Kevin Stadler and Jason Bohn with a birdie on the third playoff hole.

Zurich Classic of New Orleans

1945 Byron Nelson def. Harold McSpaden with a birdie on the first playoff hole.
1958 Billy Casper def. Ken Venturi with an eagle on the third playoff hole.
1969 Larry Hinson def. Frank Beard with a par on the third playoff hole.
1970 Miller Barber def. Bob Charles, Hubert Green and Howie Johnson with a birdie on the first playoff hole.
1973 Jack Nicklaus def. Miller Barber with a birdie on the second playoff hole.
1991 Ian Woosnam def. Jim Hallet with a par on the second playoff hole.
1995 Davis Love III def. Mike Heinen with a birdie on the second playoff hole.
2000 Carlos Franco def. Blaine McCallister with a par on the second playoff hole.
2003 Steve Flesch def. Bob Estes with a birdie on the first playoff hole.
2005 Tim Petrovic def. James Driscoll with a par on the first playoff hole.
2011 Bubba Watson def. Webb Simpson with a birdie on the second playoff hole.

FedExCup Champion



The FedExCup is awarded to the season champion at the end of the TOUR Championship by Coca-Cola, based on a points system.

- **2011 Bill Haas**
- 2010 Jim Furyk
- 2009 Tiger Woods
- 2008 Vijay Singh
- 2007 Tiger Woods

Byron Nelson Award



The Byron Nelson Award is based on each player's adjusted scoring average. The adjusted score is computed from the average score of the field at each tournament. As a result, a player's score may be higher or lower than his actual score. Actual scoring average was used to determine the scoring leader prior to 1988.

In order to qualify for the Byron Nelson Award, a player must compete in a minimum of 50 official rounds on the PGA TOUR.

- 1980 Lee Trevino 69.73
- 1981 Tom Kite 69.80
- 1982 Tom Kite 70.21
- 1983 Raymond Floyd 70.61
- 1984 Calvin Peete 70.56
- 1985 Don Pooley 70.36
- 1986 Scott Hoch 70.08
- 1987 David Frost 70.09
- 1988 Greg Norman 69.38
- 1989 Payne Stewart *69.485
- 1990 Greg Norman 69.10
- 1991 Fred Couples 69.59
- 1992 Fred Couples 69.38
- 1993 Greg Norman 68.90
- 1994 Greg Norman 68.81
- 1995 Greg Norman 69.06
- 1996 Tom Lehman 69.32
- 1997 Nick Price 68.98
- 1998 David Duval 69.13
- 1999 Tiger Woods 68.43
- 2000 Tiger Woods 67.79
- 2001 Tiger Woods 68.81
- 2002 Tiger Woods 68.56
- 2003 Tiger Woods 68.41
- 2004 Vijay Singh 68.84
- 2005 Tiger Woods 68.66
- 2006 Tiger Woods 68.11
- 2007 Tiger Woods 67.79
- 2008 Sergio Garcia 69.12
- 2009 Tiger Woods 68.05
- 2010 Matt Kuchar 69.61
- 2011 Luke Donald 68.86

*Had to be carried a decimal farther to determine winner

Arnold Palmer Award



Awarded annually to the PGATOUR's leading money-winner.

- 1981 Tom Kite \$375,699
- 1982 Craig Stadler \$446,462
- 1983 Hal Sutton \$426,668
- 1984 Tom Watson \$476,260
- 1985 Curtis Strange \$542,321
- 1986 Greg Norman \$653,296
- 1987 Curtis Strange \$925,941
- 1988 Curtis Strange \$1,147,644
- 1989 Tom Kite \$1,395,278
- 1990 Greg Norman \$1,165,477
- 1991 Corey Pavin \$979,430
- 1992 Fred Couples \$1,344,188
- 1993 Nick Price \$1,478,557
- 1994 Nick Price \$1,499,927
- 1995 Greg Norman \$1,654,959
- 1996 Tom Lehman \$1,780,159
- 1997 Tiger Woods \$2,066,833
- 1998 David Duval \$2,591,031
- 1999 Tiger Woods \$6,616,585
- 2000 Tiger Woods \$9,188,321
- 2001 Tiger Woods \$5,687,777
- 2002 Tiger Woods \$6,912,625
- 2003 Vijay Singh \$7,573,907
- 2004 Vijay Singh \$10,725,166
- 2005 Tiger Woods \$10,628,024
- 2006 Tiger Woods \$9,941,563
- 2007 Tiger Woods \$10,867,052
- 2008 Vijay Singh \$6,601,094
- 2009 Tiger Woods \$10,508,163
- 2010 Matt Kuchar \$4,910,477
- 2011 Luke Donald \$6,683,214

Player of the Year / Jack Nicklaus Trophy



PGA TOUR player of the Year/Jack Nicklaus Trophy

The Jack Nicklaus Trophy is awarded annually to the PGA TOUR Player of the Year based on balloting of the membership.

- 1990 Wayne Levi
- 1991 Fred Couples
- 1992 Fred Couples
- 1993 Nick Price
- 1994 Nick Price
- 1995 Greg Norman
- 1996 Tom Lehman
- 1997 Tiger Woods
- 1998 Mark O'Meara
- 1999 Tiger Woods
- 2000 Tiger Woods
- 2001 Tiger Woods
- 2002 Tiger Woods
- 2003 Tiger Woods
- 2004 Vijay Singh
- 2005 Tiger Woods
- 2006 Tiger Woods
- 2007 Tiger Woods
- 2008 Padraig Harrington
- 2009 Tiger Woods
- 2010 Jim Furyk
- 2011 Luke Donald

Rookie of the Year



The award is based on balloting by PGA TOUR players.

- 1990 Robert Gamez
- 1991 John Daly
- 1992 Mark Carnevale
- 1993 Vijay Singh
- 1994 Ernie Els
- 1995 Woody Austin
- 1996 Tiger Woods
- 1997 Stewart Cink
- 1998 Steve Flesch
- 1999 Carlos Franco
- 2000 Michael Clark II
- 2001 Charles Howell III
- 2002 Jonathan Byrd
- 2003 Ben Curtis
- 2004 Todd Hamilton
- 2005 Sean O'Hair
- 2006 Trevor Immelman
- 2007 Brandt Snedeker
- 2008 Andres Romero
- 2009 Marc Leishman
- 2010 Rickie Fowler
- 2011 Keegan Bradley

Comeback Player of the Year



The award is based on balloting by PGATOUR players.

- 1991 Bruce Fleisher/ D.A. Weibring
- 1992 John Cook
- 1993 Howard Twitty
- 1994 Hal Sutton
- 1995 Bob Tway
- 1996 Steve Jones
- 1997 Bill Glasson
- 1998 Scott Verplank
- 1999 Steve Pate
- 2000 Paul Azinger
- 2001 Joe Durant
- 2002 Gene Sauers
- 2003 Peter Jacobsen
- 2004 John Daly
- 2005 Clin Browne
- 2006 Steve Stricker
- 2007 Steve Stricker
- 2008 Dudley Hart
- 2009 No Winner
- 2010 Stuart Appleby
- 2011 No Winner

Other Awards Won by PGA TOUR Players



PGA Player of the Year

The PGA Player of the Year Award is given by the PGA of America to the top PGA TOUR player based on a mathematical formula that weighs tournament wins, official money standing and scoring average.

The point system for selecting the Player of the Year was amended in 1982, as follows: 30 points for winning the PGA Championship, U.S. Open, British Open or Masters Tournament; 20 points for winning THE PLAYERS Championship; 10 points for winning all other designated PGA TOUR events. In addition, there is a 50-point bonus for winning two majors, 75-point bonus for winning three, 100-point bonus for winning four.

For top-10 finishes on the PGA TOUR's official money list and scoring average list, the point value is: first, 20 points, then 18, 16, 14, 12, 10, 8, 6, 4, 2. Any incomplete rounds in the scoring average list will result in a .10 penalty per incomplete round.



- 1948 Ben Hogan
- 1949 Sam Snead
- 1950 Ben Hogan
- 1951 Ben Hogan
- 1952 Julius Boros
- 1953 Ben Hogan
- 1954 Ed Furgol
- 1955 Doug Ford
- 1956 Jack Burke
- 1957 Dick Mayer
- 1958 Dow Finsterwald
- 1959 Art Wall
- 1960 Arnold Palmer
- 1961 Jerry Barber
- 1962 Arnold Palmer
- 1963 Julius Boros
- 1964 Ken Venturi
- 1965 Dave Marr
- 1966 Billy Casper
- 1967 Jack Nicklaus
- 1968 Not Awarded
- 1969 Orville Moody

- 1970 Billy Casper
- 1971 Lee Trevino
- 1972 Jack Nicklaus
- 1973 Jack Nicklaus
- 1974 Johnny Miller
- 1975 Jack Nicklaus
- 1976 Jack Nicklaus
- 1977 Tom Watson
- 1978 Tom Watson
- 1979 Tom Watson
- 1980 Tom Watson
- 1981 Bill Rogers
- 1982 Tom Watson
- 1983 Hal Sutton
- 1984 Tom Watson
- 1985 Lanny Wadkins
- 1986 Bob Tway
- 1987 Paul Azinger
- 1988 Curtis Strange
- 1989 Tom Kite

- 1990 Nick Faldo
- 1991 Corey Pavin
- 1992 Fred Couples
- 1993 Nick Price
- 1994 Nick Price
- 1995 Greg Norman
- 1996 Tom Lehman
- 1997 Tiger Woods
- 1998 Mark O'Meara
- 1999 Tiger Woods
- 2000 Tiger Woods
- 2001 Tiger Woods
- 2002 Tiger Woods
- 2003 Tiger Woods
- 2004 Vijay Singh
- 2005 Tiger Woods
- 2006 Tiger Woods
- 2007 Tiger Woods
- 2008 Pdraig Harrington
- 2009 Tiger Woods
- 2010 Jim Furyk
- 2011 Luke Donald



Vardon Trophy

The Vardon Trophy, named in honor of famed British golfer Harry Vardon, is awarded annually by the PGA of America.

From 1947 to 1987, the Vardon Trophy was awarded to the professional golfer with the lowest-scoring average. In 1988, the criteria were adjusted to award the Vardon Trophy to the touring professional with the lowest adjusted scoring average based on a minimum of 60 official rounds in events cosponsored or approved by the PGA TOUR.

- 1937 Harry Cooper 500+
- 1938 Sam Snead 520+
- 1939 Byron Nelson 473+
- 1940 Ben Hogan 423+
- 1941 Ben Hogan 494+
- 1947* Jimmy Demaret 69.90
- 1948 Ben Hogan 69.30
- 1949 Sam Snead 69.37
- 1950 Sam Snead 69.23
- 1951 Lloyd Mangrum 70.05
- 1952 Jack Burke 70.54
- 1953 Lloyd Mangrum 70.22
- 1954 E.J. Harrison 70.41
- 1955 Sam Snead 69.86

- 1971 Lee Trevino 70.27
- 1972 Lee Trevino 70.89
- 1973 Bruce Crampton 70.57
- 1974 Lee Trevino 70.53
- 1975 Bruce Crampton 70.51
- 1976 Don January 70.56
- 1977 Tom Watson 70.32
- 1978 Tom Watson 70.16
- 1979 Tom Watson 70.27
- 1980 Lee Trevino 69.73
- 1981 Tom Kite 69.80
- 1982 Tom Kite 70.21
- 1983 Raymond Floyd 70.61
- 1984 Calvin Peete 70.56

- 2000 Tiger Woods 67.79
- 2001 Tiger Woods 68.81
- 2002 Tiger Woods 68.56
- 2003 Tiger Woods 68.41
- 2004 Vijay Singh 68.84
- 2005 Tiger Woods 68.66
- 2006 Jim Furyk 68.86
- 2007 Tiger Woods 67.79
- 2008 Sergio Garcia 69.12
- 2009 Tiger Woods 68.05
- 2010 Matt Kuchar 69.61
- 2011 Luke Donald 68.86

- 1956 Cary Middlecoff 70.35
- 1957 Dow Finsterwald 70.30
- 1958 Bob Rosburg 70.11
- 1959 Art Wall 70.35
- 1960 Billy Casper 69.95
- 1961 Arnold Palmer 69.85
- 1962 Arnold Palmer 70.27
- 1963 Billy Casper 70.58
- 1964 Arnold Palmer 70.01
- 1965 Billy Casper 70.85
- 1966 Billy Casper 70.27
- 1967 Arnold Palmer 70.18
- 1968 Billy Casper 69.82
- 1969 Dave Hill 70.34
- 1970 Lee Trevino 70.64

- 1985 Don Pooley 70.36
- 1986 Scott Hoch 70.08
- 1987 Dan Pohl 70.25
- 1988 Chip Beck 69.46
- 1989 Greg Norman 69.49
- 1990 Greg Norman 69.10
- 1991 Fred Couples 69.59
- 1992 Fred Couples 69.38
- 1993 Nick Price 69.11
- 1994 Greg Norman 68.81
- 1995 Steve Elkington 69.62
- 1996 Tom Lehman 69.32
- 1997 Nick Price 68.98
- 1998 David Duval 69.13
- 1999 Tiger Woods 68.43

Sporting News

Man of the Year
1971 Lee Trevino

Sports Illustrated

Sportsman of the Year

1960 Arnold Palmer
1964 Ken Venturi
1971 Lee Trevino
1978 Jack Nicklaus
1996 Tiger Woods
2000 Tiger Woods

Presidential Medal of Freedom

2004 Arnold Palmer
2006 Jack Nicklaus

Sports Illustrated

20th Century Sports Awards

1999 Jack Nicklaus,
Individual Sport, Men

Associated Press

Male Athlete of the Year

1932 Gene Sarazen
1944 Byron Nelson
1945 Byron Nelson
1953 Ben Hogan
1971 Lee Trevino
1997 Tiger Woods
1999 Tiger Woods
2000 Tiger Woods
2006 Tiger Woods

Associated Press

Athlete of the Decade

2000-2009 Tiger Woods

Congressional Gold Medal

2006 Byron Nelson
2009 Arnold Palmer

Bob Jones Award

1960 Charles Evans, Jr.
1962 Horton Smith
1966 Gary Player
1968 Bob Dickson
1970 Roberto De Vincenzo
1971 Arnold Palmer
1973 Gene Littler
1974 Byron Nelson
1975 Jack Nicklaus
1976 Ben Hogan
1977 Joseph C. Dey, Jr.
1979 Tom Kite
1985 Fuzzy Zoeller
1987 Tom Watson
1989 Chi Chi Rodriguez
1991 Ben Crenshaw
1992 Gene Sarazen
2004 Jack Burke, Jr.
2005 Nick Price
2006 Jay Haas

Payne Stewart Award



The award is named for Payne Stewart, an 11-time winner on the PGATOUR, including three major championships. Stewart died the week of THE TOUR Championship presented by Coca-Cola in 1999. The award was created by the PGA TOUR Policy Board to perpetuate Stewart's memory. It is presented annually at THE TOUR Championship presented by Coca-Cola to a player sharing Stewart's respect for the traditions of the game, his commitment to uphold the game's heritage of charitable support and the professional and meticulous presentation of himself and the sport through his dress and

conduct.

In addition to a sculpture presented to the recipient, the Payne Stewart Award is accompanied by an annual Payne Stewart Award Grant presented by Southern Company.


The \$300,000 grant will support several initiatives in Stewart's name to be distributed as follows: \$100,000 to Payne and Tracey Stewart's primary charity, The Stewart Family Foundation; \$100,000 in Stewart's honor to The First Tee facility in Missouri, located at Camp Kanakuk, which is affiliated with the "Kids Across America" program; and \$100,000 to a charity designated by the recipient.



David Toms

2000 Byron Nelson, Jack Nicklaus, Arnold Palmer
2001 Ben Crenshaw
2002 Nick Price
2003 Tom Watson
2004 Jay Haas
2005 Brad Faxon
2006 Gary Player
2007 Hal Sutton
2008 Davis Love III
2009 Kenny Perry
2010 Tom Lehman
2011 David Toms

Lifetime Achievement Award



George H.W. Bush

The PGA TOUR Lifetime Achievement Award honors individuals “who have made outstanding contributions to the PGA TOUR over an extended period of time through their performances on the golf course as well as (through) their actions off the course in serving as ambassadors of the game.”

- 1996 Gene Sarazen
- 1997 Byron Nelson
- 1998 Arnold Palmer
- 1999 No Award Given
- 2000 No Award Given
- 2001 No Award Given
- 2002 No Award Given
- 2003 Jack Burke, Jr.
- 2004 No Award Given
- 2005 Pete Dye
- 2006 No Award Given
- 2007 Deane Beman
- 2008 Jack Nicklaus
- 2009 George H.W. Bush
- 2010 No Award Given
- 2011 No Award Given



For the second consecutive year,
Justin Rose won on the PGA TOUR.
He was fifth in the FedExCup.

Weather Guidelines

Every effort will be made to finish each round as scheduled by Sunday. The first priority is always the competition and completion of 72 holes.

In an effort to achieve this objective by Sunday, 36 holes may be played on Sunday following a reduction of the field to the score which has the closest number of professionals to 60. If an equal number of professionals are at scores above and below the 60th position, the higher score will be used.

If conditions exist which prevent 72 holes from being completed by Sunday, play will always be extended to Monday if golf-course conditions and the weather forecast permit. Play on Monday could include 36 holes.

If conditions exist which make the completion of 72 holes impossible, the next priority is to complete 54 holes; thereby the winner is credited with an official victory. Again, play in this situation will always be extended to Monday if conditions and weather permit.

If conditions exist which make the completion of 54 holes impossible, the next priority is to complete 36 holes; thereby players receive official money, although the winner is credited with an unofficial victory. Again, play in this situation may be extended to Monday.

In making decisions to extend play beyond Sunday or to reduce the tournament to fewer than 72 holes due to inclement weather, the on-site Tournament Director discusses the situation and conditions with a number of parties, including the host organization, title sponsor, host site (general manager and/or golf-course superintendent), on-site weather forecaster, television representatives and the other members of the Rules Committee. Players typically have not been included in these discussions as the TOUR believes it is inappropriate for the Rules Committee to discuss matters directly affecting the competition with contestants.

PGA TOUR Anti-Doping Program

The objective of the PGA TOUR's Anti-Doping Program is to aggressively deter the use of any prohibited substance. The key elements of the program include player outreach and education, prohibited substances and methods, therapeutic use exemptions, testing protocol and procedure, and guidelines governing sanctions and program administration. A summary of each of these elements follows.

Player Outreach and Education

All PGA TOUR players receive an Anti-Doping Program Manual that is updated annually. The manual contains significant detail about all aspects of the Program. Information about the Program is posted on player-access websites. Players also have 24-hour-a-day confidential access to medical and program advisors who can respond to any questions relating to specific substances, medications or testing procedures. Anti-Doping staff and medical experts will be on site at several tour stops during the 2011 FedExCup schedule to answer any questions players may have about the Program.

Prohibited Substances

The PGA TOUR Prohibited Substances and Methods includes:

- Anabolic Agents (e.g., steroids)
- Hormones and Related Substances (e.g., human growth hormone, testosterone, EPO)
- Agents with Anti-Estrogenic Activity (to artificially increase testosterone level)
- Diuretics and other masking Agents
- Stimulants (e.g. Ritalin)
- Narcotics
- Cannabinoids
- Beta Blockers
- Enhancement of Oxygen Transfer (blood doping)
- Chemical and Physical Manipulation (tampering with a sample)
- Gene Doping

Therapeutic Use Exemptions

The TOUR's Anti-Doping Program includes a process for players to apply to receive a Therapeutic Use Exemption (TUE) to use a banned substance if there is a legitimate medical need as determined by the TOUR's medical committee.

This TUE medical committee is chaired by the TOUR's anti-doping Medical Advisor, Tom Hospel, MD. Dr. Hospel is Board Certified in Sports Medicine, has served as the team physician for The Ohio State University and practices medicine with the Medical Advisor for the NFL Anti-Doping Program. The TUE medical committee also includes a number of other highly regarded physicians from various medical disciplines.

Testing Protocol

As with the overall Anti-Doping Program, the TOUR's primary objective with its testing protocol is to have a credible process that will aggressively and effectively deter the use of any prohibited substance. Under the terms of the program, the TOUR has the authority to test players at any time or place. All testing will be without prior notice. Testing done at tournament sites may be conducted both on practice/pro-am days and before or after competitive rounds. There is not a stated minimum or maximum number of times a year that an individual player may be tested.

The TOUR takes significant steps to ensure that the confidentiality, security and integrity of the entire process is preserved for the membership. To implement the testing process, the TOUR has engaged the National Center for Drug Free Sport (Drug Free Sport). Individuals employed by Drug Free Sport are specifically trained to ensure a confidential and professional testing experience.

Drug Free Sport assists in the player education program in addition to conducting the actual testing. Drug Free Sport also provides drug testing or education services for the national Football League (NFL), Major League Baseball (MLB), National Basketball Association (NBA), National Collegiate Athletic Association (NCAA) and hundreds of colleges and universities.

Sanctions

Players who have been tested will be notified of the results by the TOUR Program Administrator. If it is determined that a player committed a violation of the Anti-Doping Program, the player will be notified of the violation and the sanction. Players will have an opportunity to appeal a sanction which will be administered by a panel of independent arbitrators.

Under the program, the TOUR has the authority to impose a variety of sanctions, which may include: disqualification, ineligibility for up to one year for a first violation, up to five years for a second violation, and up to a lifetime ban for multiple violations, and fines up to \$500,000.

In addition, for drugs of abuse (marijuana, certain narcotics, cocaine), the Commissioner will have the discretion to require treatment and rehabilitation in lieu of or in addition to other sanctions.

For any player who fails a test and is issued sanctions, the TOUR will disclose that the player violated the TOUR's Anti-Doping Program and will report the penalty.

Program Administration

Andy Levinson, Executive Director, Anti-Doping Program, is the Program Administrator. The TOUR engages outside policy and medical experts to assist in the administration of the program, including player education programs and the testing process. The TOUR has worked closely with Richard Young, one of the world's foremost anti-doping experts and the principal draftsman of the World Anti-Doping Agency (WADA) Code. Young has served on the WADA Board since 2004.

Regulations

1. **PGA TOUR Holds Exclusive Media Rights.** PGA TOUR retains exclusive media rights (including, but not limited to, television (network, cable, IPTV, and any other form of television), video, internet, mobile and radio) to all tournament competition on the PGA TOUR , Champions Tour and Nationwide Tour (each, a "Tournament") and all events surrounding such tournament competition (such as Pro-Ams, hospitality areas, draw parties, etc.).
2. **Access.** Each credential issued pursuant to these Media Regulations operates as temporary and conditional PGA TOUR authorization allowing only the holder of such credential (the "Bearer") representing an "Authorized Outlet" to access a tournament site during Tournament Week" and to gather information and other content strictly in accordance with these Media Regulations. For purposes hereof, "Authorized Outlet" shall mean those media outlets recognized and approved by PGA TOUR in its sole discretion and "Tournament Week" shall mean Monday prior to the Tournament through the final day of the Tournament.
3. **Use by Authorized Outlet Only.** Unless separately authorized in writing by PGA TOUR , Bearers and Authorized Outlets may only use information and other content collected in accordance with these Media Regulations as part of the Authorized Outlet's editorial product delivered to end users. Such information and other content may not otherwise be sold to third parties or used in any commercial manner (e.g., apparel, posters, memorabilia, etc); provided, however, to the extent permitted by the relevant section of these Media Regulations, Authorized Outlets that are recognized by PGA TOUR as established wire and news distribution services (e.g., AP) may distribute the gathered information and other content (written stories, photos, audio and/or video comprised solely of an Authorized Outlet employee/contractor providing commentary or analysis) to third party media organizations, who may use the information and other content for editorial product as though generated by such third party media organizations themselves; provided, however, such third party media organizations will be subject to these Media Regulations as though they had signed them.
4. **Use of TOUR Marks.** Each credential authorizes the Authorized Outlet(s) represented by the Bearer to use the trademark of the PGA TOUR , Champions Tour or Nationwide Tour (as applicable) in the news and editorial coverage of such Tour and the applicable Tournament. It does not authorize the Authorized Outlet (or the Bearer) to use such TOUR or Tournament trademarks in non-editorial contexts as any such use requires a separate written license from the PGA TOUR and/or the applicable Tournament.
5. **Television.** Television broadcasters have the following limited right to use video highlights of Tournament competition on television ("Video Highlights"): a. Video Highlights: (a) may not be broadcast in any geographic market until the exclusive broadcaster(s) of the Tournament in such geographic market has concluded its telecast of that day's live or initial air coverage, (b) shall not be in excess of three minutes per day from each Tour (up to a maximum of six minutes total across all three Tours), (c) may not purport to be live, play-by-play coverage from the Tournament course, (d) must be part of a regularly scheduled news program, (e) may not be distributed on any non-television platform unless approved pursuant to a PGA TOUR license agreement, (f) may not be sold, distributed, syndicated or provided in any other manner to any other entity, (g) may not be broadcast or used for any other purpose after forty-eight hours from the conclusion of the applicable Tournament, and (h) may not be used in any direct or indirect commercial manner. b. Live reporting in excess of three minutes per day from the Tournament site, including without limitation, the Tournament course, Media Center, press room and designated interview area, all as determined by the PGA TOUR in its sole discretion, is prohibited without the prior written approval of PGA TOUR. Further, no live Tournament competition may be visible in the background during any live reporting. c. PGA TOUR is the absolute owner of any and all Video Highlights or other video coverage (golf competition or otherwise) shot at the Tournament site during the Tournament Week and may request copies thereof. Such Video Highlights or other video coverage will be provided to PGA TOUR upon request (PGA TOUR will pay industry standard copying and shipping costs).
6. **Radio.** Radio broadcasters have the following limited right to use audio highlights of Tournament competition on radio ("Audio Highlights"): a. Audio Highlights: (a) may not be broadcast in any geographic market until the exclusive broadcaster(s) of the Tournament in such geographic market has concluded its telecast of that day's live or initial air coverage, (b) shall not be in excess of three minutes per day from each Tour (up to a maximum of six minutes total across all three Tours), (c) may not purport to be live, play-by-play coverage from the Tournament course, (d) must be part of a regularly scheduled news program, (e) may not be distributed on any non-radio platform unless approved pursuant to a PGA TOUR license agreement, (f) may not be sold, distributed, syndicated or provided in any other manner to any other entity, (g) may not be broadcast or used for any other purpose after forty-eight hours from the conclusion of the applicable Tournament, and (h) may not be used in any direct or indirect commercial manner. b. Live reporting in excess of three minutes per day from the Tournament site, including without limitation, the course, Media Center, press room and designated interview area, all as determined by the PGA TOUR in its sole discretion, is prohibited without the prior written approval of PGA TOUR . c. PGA TOUR is the absolute owner of any and all Audio Highlights or other audio coverage (golf action or otherwise) recorded at the Tournament site during Tournament Week and may request copies thereof. Such coverage will be provided to PGA TOUR upon request (PGA TOUR will pay industry standard copying and shipping costs). d. PGA TOUR may authorize a local sports station to broadcast from the Tournament site; provided, however, such coverage shall be subject to these Media Regulations unless otherwise specifically approved by PGA TOUR in writing.

7. **Internet.** a. Audio and Video. The distribution of audio and video coverage on internet sites shall be limited to coverage obtained in the Media Center and designated interview areas, all as determined by the PGA TOUR in its sole discretion. Coverage on the internet shall not include video footage or an audio description (e.g., play-by-play) of Tournament competition. Such audio and video coverage shall be referred to hereinafter as "Internet Coverage". i. Internet Coverage (a) may not be broadcast in any geographic market until the exclusive broadcaster(s) of the Tournament in such geographic market has concluded its telecast of that day's live or initial air coverage, (b) may not, under any circumstances be distributed live to any platform, (c) may not be in excess of two minutes per day from each Tour (up to a maximum of four minutes total across all three Tours), (d) may not purport to be live, play-by-play coverage from the Tournament course, (e) may not be sold, distributed, syndicated or provided in any other manner to any other entity (this prohibition applies equally to wire or news distribution services), (f) may not be used for any purpose after twenty-four hours from the conclusion of the round of competition at the applicable Tournament, (g) must be accompanied by a link back to PGATOUR.com, and (h) may not be used in any direct or indirect commercial manner. ii. PGA TOUR is the absolute owner of any and all Internet Coverage (golf action or otherwise) collected at the Tournament site during Tournament Week and may request copies thereof. Such coverage will be provided to PGA TOUR electronically upon request. b. Data. Scoring and statistical information may only appear in the editorial news portion of the Authorized Outlet and may be posted/published no sooner than thirty minutes after the actual occurrence of the relevant shots or after the time such information is legally available as public domain information if sooner than thirty minutes after the actual occurrence of relevant the shots. Scoring and statistical data may not be archived on the Authorized Outlet and may not be used for any purpose after twenty-four hours following the conclusion of the applicable Tournament round, unless such information is legally sooner available as public domain information. c. Text. Coverage must not purport to be live, play-by-play, hole-by-hole or real-time coverage.
8. **Photography.** Photographic images of PGA TOUR, Champions Tour and Nationwide Tour players may be used by the Authorized Outlet for legitimate news coverage only, and may be used together with news stories during a Tournament round, so long as such photographs are not used with other real-time or near-real-time information or sequenced to create a "shot by shot" or "hole by hole" account of the day's play, nor may photos be sequenced in such a way as to approximate video. Photo galleries must be limited to a reasonable number of PGA TOUR photos. Photos may not be used for any non-editorial, direct or indirect commercial use without the permission of the PGA TOUR and any player appearing in the photo. No sponsorship or advertising may be used in connection with a photo to create an implied association between the sponsor/advertiser and the PGA TOUR and/or the applicable player. Where appropriate, the Authorized Outlet shall use reasonable efforts to use photographic likenesses of players and Tournament courses containing current sponsors and endorsers.
9. **Other Media.** Other media platforms not specifically addressed in these Media Regulations (e.g., mobile phones (other than internet sites accessed via mobile phones)) are not Authorized Outlets under these Media Regulations. Outlets of such platforms must contact PGA TOUR for a separate written authorization to distribute Tournament information and content, which authorization may be withheld in TOUR's sole discretion.

Terms and Conditions of Media Regulations

1. **THESE TERMS AND CONDITIONS ARE INCORPORATED INTO PGA TOUR'S MEDIA REGULATIONS. COMPLIANCE WITH THESE TERMS AND CONDITIONS IS A CONDITION OF EACH CREDENTIAL.**
2. **PGA TOUR MAY REVOKE CREDENTIALS AT ANY TIME FOR ANY REASON INCLUDING, BUT NOT LIMITED TO, VIOLATION OF ANY OF THE FOREGOING REGULATIONS OR ANY OF THE FOLLOWING TERMS AND CONDITIONS.**
3. **Authorized Outlet.** Every person applying for and receiving credentials to access a PGA TOUR, Champions Tour and/or Nationwide Tour Tournament must identify every Authorized Outlet which that person will represent during the applicable Tournament. PGA TOUR, in its sole discretion, will determine whether an entity or person will be approved as an Authorized Outlet or Bearer, as applicable.
4. **Working Press Regulations.** a. A daily decal is necessary to walk inside the gallery ropes. All members of the media with such decal must remain not more than an arm's length from the ropes, so as to blend into the gallery and appear to be part of the gallery at all times. b. Players are not to be distracted during play. Interviews may only be conducted after the conclusion of the player's round (i.e., after the player has signed his scorecard). Media are not allowed in the scoring area. Every effort will be made to make the leading players available in the Media Center interview area each day. c. Do not interview or ask players to pose for photographs during practice sessions before a round, except by prior arrangement with the player. d. If an interview is to be conducted in the practice areas, either the range or the putting green, it must be done by prior arrangement with the player, up against the ropes and not in the middle of the areas where it could be distracting to other players. e. All media must follow the directions of marshals and other Tournament officials at all times. f. The use of carts is prohibited at all times.

5. **Locker Room/Media Center Access.** Only media with the appropriate credential shall be allowed in locker room(s) and Media Center.
6. **Recorder Guidelines.** a. All audio recording device and/or video recorder work should be done in the proximity of the Media Center and/or designated interview area. b. Video recorders are not permitted in the locker room. Audio recording devices are permitted in the locker room, subject to the following regulations: i. Audio recorded interviews are intended to be one on one and not group interviews. ii. Audio recorded interviews are for reference only and the audio may not be used for any other purpose. iii. The reporter must clearly ask a player, and a player must clearly grant permission, for an audio recording device to be used. iv. The reporter is responsible for making other players in the vicinity aware that an interview is being recorded. v. PGA TOUR staff may designate, depending upon need and availability, an area within the locker room for the purpose of conducting interviews that are recorded. vi. Use of audio recorded interviews must be limited to the person being interviewed. c. Audio recording devices and/or video recorders are not permitted within the playing area of the Tournament course unless express written permission has been granted by PGA TOUR .
7. **Weather Delay Guidelines.** During weather delay situations, media are not permitted in the locker room. If possible, PGA TOUR will make players available for interviews during weather delays in the designated interview area or other area(s) designated by PGA TOUR.
8. **Photographer Conduct Guidelines.** Having a media credential does not guarantee photo access. a. At PGA TOUR's discretion, credentialed photographers may receive one of two types of photo credentials: i. A limited number of "inside-the-ropes" photo credentials will be issued daily as determined by the PGA TOUR Media Official on site for practice and competition rounds and will permit the wearer access inside the ropes. Note that being issued an "inside the ropes" photo credential during practice rounds provides no guarantee of being issued a photo credential (inside or outside the ropes) during competition days. ii. Photographers who do not have an inside the ropes photo credential must stay outside the gallery ropes but are still required to check in with the PGA TOUR Media Official and may receive an outside the ropes photo credential for competition rounds. Photographic assistants will not be issued photo credentials of any type. b. Professional grade cameras and lenses and noise free equipment must be used at all times. c. Photographers with inside-the-ropes credentials must stay within one arm's length of the ropes at all times. Photographers with outside the ropes credentials are not permitted inside the ropes at any time. d. Photographers are not permitted on the teeing ground, unless expressed written permission has been granted by the PGA TOUR . e. Photographers must not position themselves in the line of play. If requested to move by a player, his caddie or an official, the photographer will do so without delay or discussion. f. No photograph shall be taken until a player completes his swing/stroke. g. Players should not be asked to pose during a round. h. Cameras are not permitted in the scoring tent or in the locker room.
9. **Assumption of Risk.** By entering onto the grounds of a Tournament, Bearer and Authorized Outlet assume all risk and danger incidental to the game of golf and release the Tournament and its host site, sponsors, host organization, PGA TOUR, Inc., participating players, and all agents thereof from any and all liabilities resulting from such cases to the full extent such release is permitted under applicable law.
10. **Indemnification.** Bearer and Authorized Outlet shall indemnify, defend and hold each Tournament and its host site, sponsors, host organization, PGA TOUR , Inc., participating players, and all agents thereof harmless from and against any and all liabilities, damages, injuries, claims, suits, judgments, causes of action, and expenses (including reasonable attorneys' fees, court costs and out-of-pocket expenses) suffered or incurred as a result of any breach of any obligation, negligence or misconduct of Bearer or Authorized Outlet hereunder and/or Bearer and Authorized Outlet's access to the Tournament.
11. **Use of Likeness.** The Bearer grants permission to PGA TOUR , Inc. to utilize the Bearer's image or likeness incidental to any live or recorded television or other transmission or reproduction in whole or in part of any Tournament attended by Bearer.
12. **Credit.** All uses of footage hereunder shall be made with a courtesy credit to PGA TOUR .
13. **Commercial Use.** Photographic images and footage of Tournaments may be available for use outside the scope of these Media Regulations (e.g., commercial, promotional, etc.) by contacting PGA TOUR .

THE TERMS AND CONDITIONS OF THESE MEDIA REGULATIONS ARE LIMITED TO THOSE CONTAINED ABOVE. ANY ADDITIONAL OR DIFFERENT TERMS OR CONDITIONS IN ANY FORM DELIVERED BY THE BEARER OR AUTHORIZED OUTLET ARE HEREBY DEEMED TO BE MATERIAL ALTERATIONS AND NOTICE OF OBJECTION TO AND REJECTION OF THEM IS HEREBY GIVEN.