


DATA MANAGEMENT COPY #3

CR-103197
DMS-DR-1052

MARCH 1971




—SPACE SHUTTLE—

AERODYNAMIC FORCES AND MOMENT ON ORBITER AND BOOSTER DURING SPACE SHUTTLE ABORT SEPARATION

by

J. M. DeBevoise



GENERAL DYNAMICS/CONVAIR

HIGH-SPEED

WIND TUNNEL TEST RESULTS

DATA REPORT

CONTRACT NAS8-4016

SCHEDULE II

DRL 184-58

AMENDMENT 130

MARSHALL

SPACE FLIGHT CENTER

FACILITY FORM 602	N71-35085	(ACCESSION NUMBER)
	656	(PAGES)
	CR-103197	(NASA CR OR TMX OR AD NUMBER)
	31	(CATEGORY)
	G3	(THRU)
		(CODE)

SADSAC SPACE SHUTTLE
AEROTHERMODYNAMIC
DATA MANAGEMENT SYSTEM

Reproduced by
NATIONAL TECHNICAL
INFORMATION SERVICE
Springfield, Va. 22151

SPACE DIVISION



CHRYSLER
CORPORATION

DMS-DR-1052

March, 1971

SADSAC/SPACE SHUTTLE

WIND TUNNEL TEST DATA REPORT

CONFIGURATION: North American Rockwell Straight and Delta Wing Orbiter/Convair
Straight and Delta Wing Booster.

TEST PURPOSE: Aerodynamic Forces and Moment on Orbiter and Booster During
Space Shuttle Abort Separation.

TEST FACILITY: Convair High-Speed Tunnel

TESTING AGENCY: General Dynamics/Convair

TEST NO. & DATE: GD HST 304-0 --- 8/28/70 to 9/2/70

MODEL SCALE: 0.0035

MACH NUMBER: 1.1 and 1.6

REYNOLDS NUMBER: $7.5 \times 10^6/\text{ft}$ and $8.5 \times 10^6/\text{ft}$

TEST CONDUCTOR(S): J. M. DeBevoise

FACILITY COORDINATOR: W. H. Gallaher

DATA MANAGEMENT SERVICES

LIAISON:

John Hard
for G. G. McDonald

DATA OPERATIONS:

W. L. Mulkey
for T. L. Mulkey

RELEASE APPROVAL:

J. T. Glynn Jr.
for N. D. Kemp, Supervisor
Aero Thermo Data Group

This report has been prepared by Chrysler Corporation Space Division under a Data Management Contract to the NASA. Chrysler assumes no responsibility for the data presented herein other than its display characteristics.

TABLE OF CONTENTS

	<u>PAGE NUMBER</u>
LIST OF FIGURES	iii
ABSTRACT	1
TEST CONDITIONS	2
DATA REDUCTION	4
CONFIGURATIONS INVESTIGATED	9
DATA SET COLLATION SHEETS	10
DATA SET DESCRIPTOR SHEETS	18
MODEL COMPONENT DESCRIPTION SHEETS	27
TEST FACILITY DESCRIPTION	40
TEST NOMENCLATURE	43
MODEL ILLUSTRATIONS	52
TABULATED DATA LISTING	61
DATA DISPLAY INDEX	62
DATA	89

LIST OF FIGURES

<u>FIGURE NUMBER</u>	<u>TITLE</u>	<u>PAGE NUMBER</u>
1	Axis Systems	53
2	Straight Wing SSV Orbiter 130G	54
3	Delta Wing SSV Orbiter 134B	55
4	Straight Wing Booster B8X	56
5	Delta Wing Booster B9J	57
6	Identification of Relative Position Coordinates Z , Z_W and X_W	58
7	Installation Drawing	59
8	Photograph of Installation of Delta-Wing Orbiter and Delta-Wing Booster	60

ABSTRACT

Aerodynamic interference between booster and orbiter under conditions representing early (abort) separation was investigated in the Convair 4 ft x 4 ft high speed wind tunnel in August 1970. The 0.0035 scale models represented the North American Rockwell orbiter configuration 130G (straight wing) and 134B (delta wing), and the General Dynamics/Convair booster configuration B8X (straight wing) and B9J (delta wing). The Mach numbers were 1.1 and 1.6. The orbiter and booster models were mounted on individual 6-component force balances. The orbiter was mounted on a fixed support, while the booster, mounted on the Captive Trajectory Rig, traversed the flow field of the orbiter at various separation distances. All runs were at zero yaw and roll with zero relative lateral displacement, so only pitch-plane data are reported. The orbiter angles of attack were from + 5° to -10°. The booster angles of attack were from + 5° to -15°.

TEST CONDITIONS

The orbiter model was mounted on a balance supported by a fixed mount attached to the roof of the test section. The booster was mounted on a balance attached to the captive trajectory rig. In each tunnel run the booster was traversed along four lines parallel to the orbiter longitudinal axis, the gap between the models varying from line to line. Although the analog computer which provides the control signals for the captive trajectory rig normally employs feedback from the force and moment measurements currently being made, that mode of operation was not employed. The booster model was moved along four preset lines at a preset angle of attack in each run. Relative to the mated position, the lines were preset so that the point at the intersection of the balance center line with the plane of the booster base was displaced in the direction normal to the orbiter center line a distance corresponding to zero, nine, twenty five, and fifty feet full scale. The mated position was set with a gage so that the gap between the belly of the orbiter and top of the booster corresponded to 4.38 feet full scale when the models were at the same angle of attack. See Figure 6 for an illustration of mated and displaced positions.

All runs were made with both models at zero yaw and zero roll, and the booster traverses were in the plane of symmetry of the orbiter.

The installation drawing is presented in Figure 7. Figure 8 reproduces a photograph of the delta-wing orbiter and the delta-wing booster installed in the wind tunnel.

DATA REDUCTION

The balance data were corrected for static tares. Aerodynamic coefficients were calculated with reference to both body axes and stability axes as shown in Figure 1. The model dimensions used in data reduction are tabulated below.

	Booster	Orbiter	
		Straight Wing	Delta Wing
Reference area S_{ref}	12.674 in ² Planform area of body of B8	5.440 in ² wing area	10.732 in ² wing area
Length l_{ref}	10.038 in Length of body of B8	1.13015 in MAC	2.8742 in MAC
Span b	1.470 in Width of body	5.215 in wing span	4.9798 in wing span
Base area A_b (including balance cavity)	1.679 in ²	0.9649 in ²	0.7903 in ²
Balance cavity area A_c	.690 in ²	0.4419 in ²	0.4419 in ²

Data Reduction Equations

1. Normal force coefficient, C_N .

$$C_N = \frac{F_N - \text{Balance tares}}{q S_{ref}}$$

2. Axial force coefficient, C_A and C_{A_F}

$$C_{A_F} = \frac{F_A - \text{Balance tares}}{q S_{ref}} + C_{P_b} \frac{(A_B - A_C)}{S_{ref}} + C_{P_c} \frac{A_C}{S_{ref}}$$

$$C_A = C_{A_F} - C_{P_b} \frac{A_B}{S_{ref}}$$

3. Pitching moment coefficient, C_m

The pitching moments were transferred from the balance moment centers to the moment reference points that are shown in Figures 2 through 5.

$$C_m = \frac{M_{Y_{BMC}} - F_N(\Delta X) + F_A(\Delta Z) - \text{Balance tare}}{q S_{ref} l_{ref}}$$

4. Lift coefficient, C_L

$$C_L = C_N \cos \alpha - C_{A_F} \sin \alpha$$

5. Drag coefficient, C_D

$$C_{D_F} = C_N \sin \alpha + C_{A_F} \cos \alpha$$

6. Lift-drag ratio C_L/C_D

$$C_L/C_D = \frac{C_L}{C_{D_F}}$$

7. Base pressure coefficients, C_{P_b} and C_{P_c}

Separate measurements were made of the static pressure in the balance cavity and on the base.

$$C_{P_c} = (P_c - P_\infty) / q$$

$$C_{P_b} = (P_b - P_\infty) / q$$

8. Longitudinal position of center of pressure, X/L

For the delta-wing booster, for which the pitching moment is given about a point which is 6.400 inches aft of the nose:

$$\left(\frac{X}{L} \right)_{trim} = \frac{6.400}{9.198} - \frac{10.038}{9.198} \frac{C_m}{C_N} = .696 - 1.092 \frac{C_m}{C_N}$$

For the straight-wing booster, for which the pitching moment is given about a point which is 6.292 inches aft of the nose:

$$\left(\frac{X}{L} \right)_{trim} = \frac{6.292}{10.038} - \frac{C_m}{C_N} = .626 - \frac{C_m}{C_N}$$

The orbiter support system was very stiff in pitch, and no corrections to orbiter angle of attack were made. The booster support system (the captive trajectory rig) does require deflection corrections and the X, Z, (identified as XW and ZW) and α values for the booster have been corrected. However, in the plots presented herein, the nominal booster α is used as a means of identification.

In each traverse the booster moved along a line nominally parallel to the longitudinal axis of the orbiter, corresponding to a constant value of the gap, Z. The data are collated according to the nominal value of Z. The corrected displacement coordinates X_W and Z_W presented in this report are taken along wind (or wind tunnel) axes. The units of Z, X_W , and Z_W are feet, full scale. X_W and Z_W are measured from the mated position, as shown in Figure 6.

In all the traverses the data were obtained while the model was moving continuously along the traverse path. There is a time lag in the data channels, caused by an R-C filter and an amplifier. There is no time lag in the position coordinates. Therefore, the data points were misplaced along the traverse paths. The higher frequency components of the curves were also attenuated.

The transfer function between the balance bridge signals and the recorded coefficients has the form

$$\frac{\text{Output}(s)}{\text{Input}} = \frac{K \omega_o^2}{(\tau s + 1) (s^2 + 2 \zeta \omega_o s + \omega_o^2)}$$

$$\begin{aligned} \text{wherein } \omega_o &= 10\pi \\ \tau &= .052 \text{ seconds} \\ \zeta &= \sqrt{2} \end{aligned}$$

This transfer function is presented so that the data user can perform the inverse transformation of a trace in order to evaluate the input to whatever degree of accuracy is desired. The transformation also requires

knowledge of the traverse speed, which corresponded to 60 feet (full scale, as shown in plots) per second. It also requires knowing the direction of motion. The data are identified by the gap between the two bodies, Z, the same four values of Z appearing in all traverse runs. The direction of motion reversed from one value of Z to the next, as follows:

Z, Ft	FULL SCALE	DIRECTION OF MOTION	ALGEBRAIC SIGN OF dx/dt
4.38		forward	+
13.38		rearward	-
29.38		forward	+
54.38		rearward	-

The phase angle, amplitude ration, and lag in seconds were evaluated numerically for the given transfer function. It was found that the theoretical lag in seconds varied from 0.142 seconds for very low frequency inputs to 0.100 seconds at 3.5 cycles per second, .052 seconds at 10 cycles per second, etc.

A simple approximate correction for the time lag was derived by comparing the data for increasing α and decreasing α in dataset BCA 044, where angle of attack was varied with time. In that case, the time lag was approximately .108 seconds. If the same constant time lag is assumed for the traverse data, the corresponding shift in each data point is 6.5 feet along the traverse, i.e., in the X-direction. The Z-component can be ignored. Such a shift in the curves makes the data for the different values of the gap, Z, correlate significantly better than they would without such a shift in the curves. The delay of .108 seconds is a fair approximation at all frequencies of interest in the test. Therefore the constant time lag of .100 seconds was used and the data presented herein have been shifted in the X-direction by the 6.5 foot amount.

The amplitude ratio is substantially unity at low frequencies. At frequency of 2.4 cycles per second, the amplitude is reduced by a factor of 2.0, while at 5 cycles per second, the amplitude is reduced by a factor of 5.6. Looking at the data, it appears that when such high frequency components as can be recognized are corrected by the appropriate factor, the effect on the usefulness of the data is not important. Therefore no adjustments to the values of the coefficients have been made to account for the transfer functions of the data channels. Only the time lag has been corrected.

CONFIGURATIONS INVESTIGATED

The tested configurations are shown in Figures 2 through 5. The model components which make up the tested configurations are identified in the following table.

<u>Figure</u>	<u>Configuration</u>		<u>Model Ident.</u>
2	Straight-wing orbiter	130G	$B_6W_{10}H_{12}$
3	Delta-wing orbiter	134B	$B_5W_{13}E_2V_{14}R_4$
4	Straight-wing booster	B8X	$B_1W_3^{15}T_6^{90}$
5	Delta-wing booster	B9J	B_7W_5

The model part identifications such as W_{10} were assigned by the respective contractors. The orbiter parts have numbers assigned by North American Rockwell. The booster parts have numbers assigned by Convair. In this test there was no conflict, but it should be pointed out that a given number such as W_{10} may designate either an orbiter part or a booster part, as the case may be.

Details of the model parts are given on the following pages.

The straight-wing orbiter and both boosters would have vertical tails mounted on the body. The models were tested without those vertical tails because of interference with the supports or with each other. Since the tests were at zero yaw, the omission of the vertical tails was not a serious omission.

The deflections of all control surfaces were zero.

TEST GDHST 304-0 DATA SET COLLATION SHEET

PRETEST
 POSTTEST

DATA SET IDENTIFIER	CONFIGURATION	SCHD.		CONTROL DEFLECTION				NO. of RUNS	Z DISPLACEMENT, FULL SCALE										
		X _W	β	de _L	de _R				4.38	13.38	27.38	54.38							
BCA043	B8X +134B	A	0	0	0			4	43	→	→	→							
BCA045	↓								45	→	→	→							
BCA046	↓								46	→	→	→							
BCA047	↓								47	→	→	→							
BCA048	↓								48	→	→	→							
BCA049	+130G								49	→	→	→							
BCA050	↓	↓	↓	↓	↓			↓	50	→	→	→							

12

1	7	13	19	25	31	37	43	49	55	61	67	75	76
CN	CLM	CAF	CA	CL	CDF	L/D	ZW	ALPHA	Z	XW			9

COEFFICIENTS: _____ IDPVAR(1) IDPVAR(2) NDV

α or β SCHEDULES XW_A = -180 to +80 Ft. FROM MATED POSITION

TEST GDHST 304-0 DATA SET COLLATION SHEET

PRETEST
 POSTTEST

DATA SET IDENTIFIER	CONFIGURATION	SCHD.		CONTROL DEFLECTION				NO. of RUNS	Z DISPLACEMENT, FULL SCALE								
		XW	β	α _h					4.38	13.38	29.38	54.38					
ΦCA003	130G + B9J	A	0	0				4	3	→	→	→					
ΦCA051									51	→	→	→					
ΦCA053									53	→	→	→					
ΦCA052									52	→	→	→					
ΦCA008									8	→	→	→					
ΦCA009									9	→	→	→					
ΦCA010									10	→	→	→					
ΦCA012									12	→	→	→					
ΦCA013									13	→	→	→					
ΦCA014									14	→	→	→					
ΦCA015									15	→	→	→					
ΦCA016									16	→	→	→					
ΦCA017									17	→	→	→					
ΦCA019									19	→	→	→					
ΦCA020									20	→	→	→					
ΦCA021									21	→	→	→					
ΦCA022									22	→	→	→					
ΦCA023									23	→	→	→					
ΦCA024									24	→	→	→					
ΦCA025									25	→	→	→					

14

1	7	13	19	25	31	37	43	49	55	61	67	75	76
CN	CLM	CAF	CA	CL	CDF	L/D	ZW			Z	XW	8	

COEFFICIENTS: → IDPVAR(1) | IDPVAR(2) | NDV

α or β SCHEDULES XW_A = -180 to +80 FT FROM MATED POSITION

TEST GDH5T 304-0 DATA SET COLLATION SHEET

PRETEST

POSTTEST

DATA SET IDENTIFIER	CONFIGURATION	SCHD.		CONTROL DEFLECTION			NO. of RUNS	Z. DISPLACEMENT, FULL SCALE										
		XW	β	dh	de	dy		4.38	13.38	29.38	54.38							
QCA026	130G + B9J	A	0	0	-	-	4	26										
QCA027	134B			↓	0	0		27										
QCA028				-				28										
QCA029				-				29										
QCA031				-				31										
QCA032				-				32										
QCA033				-				33										
QCA034				-				34										
QCA035				-				35										
QCA036				-				36										
QCA037				-				37										
QCA038				-				38										
QCA039				-				39										
QCA040				-				40										
QCA041				-				41										
QCA042	↓	↓	↓	↓	↓	↓	↓	42										

15

1	7	13	19	25	31	37	43	49	55	61	67	75	76
CN	CLM	CAF	CA	CL	CDF	L/D	ZW			Z	XW		8

COEFFICIENTS:

→ IDPVAR(1) | IDPVAR(2) | NDV

α or β
SCHEDULES

XWA = -180 to 80 Ft From MATED POSITION

TEST 304-0 DATA SET COLLATION SHEET

PRETEST
 POSTTEST

DATA SET IDENTIFIER	CONFIGURATION	SCHD.		CONTROL DEFLECTION			NO. of RUNS	MACH NUMBERS													
		α	β	δh	δe	δr		1.1	1.6												
ϕ CA122	130G(B6W10H12)	0	0	0	-	-	1	22													
ϕ CA126		5			-	-	1	26													
ϕ CA152		0			-	-	1	52													
ϕ CA112		5			-	-	1	12													
ϕ CA115		-5			-	-	1	15													
ϕ CA117	↓	-10		↓	-	-	1	17													
ϕ CA129	134B(B5W13E2V14R4)	0		-	0	0	1	29													
ϕ CA134		0		-			1	34													
ϕ CA138		5		-			1	38													
ϕ CA141		-5		-			1	41													
ϕ CA142	↓	-10	↓	-	↓	↓	1	42													

16

1 7 13 19 25 31 37 43 49 55 61 67 75 76
 CN CLM CAF CA CL CDF L/D T

COEFFICIENTS: _____ IDPVAR(1) | IDPVAR(2) | NDV
 α or β _____
 SCHEDULES _____

TEST GDHST-304-0 DATA SET COLLATION SHEET

PRETEST
 POSTTEST

DATA SET IDENTIFIER	CONFIGURATION	SCHD.		CONTROL DEFLECTION			NO. of RUNS	Z DISPLACEMENT, FULL SCALE											
		X	B	dh	de	dr		4.38	13.38	29.38	54.38								
ΦCA043	134B + B8X	A	0	-	0	0	4	43											
ΦCA045				-				45											
ΦCA046				-				46											
ΦCA047				-				47											
ΦCA048	↓			-	↓	↓		48											
ΦCA049	130G			0	-	-		49											
ΦCA050	↓	↓	↓	↓	-	-	↓	50											

IT

1	7	13	19	25	31	37	43	49	55	61	67	75	76
CN	CLM	CAF	CA	CL	CDF	LID	ZW			Z	XW		8
											IDPVAR(1)	IDPVAR(2)	NDV

COEFFICIENTS:
 α or β
 SCHEDULES

XWA = -180 to +80ft. From mated Position

TEST GDHST 304-0 DATA SET DESCRIPTOR SHEET

DATA SET IDENTIFIER	DATA SET DESCRIPTOR				Node Type	CURVE SLOPE RANGE	
	11	21	31	41		51 LOWER LIMIT	61 UPPER LIMIT
BCA003	GDHST 304-0	B9J	(ALPHA= 0)	+ 130G	(ALPHA= 0)	1.1	
BCA051			- 5)		0)	1.1	
BCA053			-10)		0)	1.1	
BCA052			-15)		0)	1.1	
BCA008			0)		+ 5)	1.1	
BCA009			+ 5)		+ 5)	1.1	
BCA010			- 5)		+ 5)	1.1	
BCA012			-10)		+ 5)	1.1	
BCA013			- 5)		- 5)	1.1	
BCA014			-10)		- 5)	1.1	
BCA015			-15)		- 5)	1.1	
BCA016			-10)		-10)	1.1	
BCA017			-15)		-10)	1.1	
BCA019			0)		0)	1.1	
BCA020			- 5)		0)	1.1	
BCA021			-10)		0)	1.1	
BCA022			-15)		0)	1.1	
BCA023			+ 5)		+ 5)	1.1	
BCA024			0)		+ 5)	1.1	
BCA025	√	B9J	(ALPHA= - 5)	+ 130G	(ALPHA= + 5)	1.1	

18

1	SREF(1)	11	SKEF(2)	21	LREF(1)	31	LREF(2)	41	BREF(1)	51	BREF(2)	61	XMRP(1)	71	XMRP(2)
	12.674		50 IN		10.038		IN		1.47		IN		16.400		
	0.0		IN		0.861		IN		0.0035				TN-70-AE-14		
	YMRP(1)		YMRP(2)		ZMRP(1)		ZMRP(2)		SCALE(1)		SCALE(2)		FILREF		

TEST GDHST-304-0 DATA SET DESCRIPTOR SHEET

DATA SET IDENTIFIER	DATA SET DESCRIPTOR				Mode Type	CURVE SLOPE RANGE	
	11	21	31	41		51 LOWER LIMIT	61 UPPER LIMIT
BCA026	GDHST, 304-0	B9J(ALPHA=-10)	+1.30G(ALPHA=+5)	1.1	
BCA027		B9J(ALPHA= 0)	+1.34B(ALPHA= 0)	1.1	
BCA028			-5)		0)	1.1	
BCA029			-10)		0)	1.1	
BCA031			0)		0)	1.1	
BCA032			-5)		0)	1.1	
BCA033			-10)		0)	1.1	
BCA034			-15)		0)	1.1	
BCA035			+5)		+5)	1.1	
BCA036			0)		+5)	1.1	
BCA037			-5)		+5)	1.1	
BCA038			-10)		+5)	1.1	
BCA039			-5)		-5)	1.1	
BCA040			-10)		-5)	1.1	
BCA041			-15)		-5)	1.1	
BCA042			-10)		-10)	1.1	

19

1	SREF(1)	11	SREF(2)	21	LREF(1)	31	LREF(2)	41	BREF(1)	51	BREF(2)	61	XMRP(1)	71	XMRP(2)
	12.674		SQ IN		10.037		IN		1.47		IN		6.400		IN
	0.0		IN		0.861		IN		0.0035				TN-70-AE-14		
	YMRP(1)		YMRP(2)		ZMRP(1)		ZMRP(2)		SCALE(1)		SCALE(2)		FILREF		

TEST GDHST 304-0 DATA SET DESCRIPTOR SHEET

DATA SET IDENTIFIER	DATA SET DESCRIPTOR				Node Type	CURVE SLOPE RANGE	
	11	21	31	41		51 LOWER LIMIT	61 UPPER LIMIT
ΦCA003	GDHST 304-0 130G (ALPHA= 0) + B9J (ALPHA= 0)				11		
ΦCA051		0)		- 5)			
ΦCA053		0)		- 10)			
ΦCA052		0)		- 15)			
ΦCA008		+ 5)		0)			
ΦCA009		+ 5)		+ 5)			
ΦCA010		+ 5)		- 5)			
ΦCA012		+ 5)		- 10)			
ΦCA013		- 5)		- 5)			
ΦCA014		- 5)		- 10)			
ΦCA015		- 5)		- 15)			
ΦCA016		- 10)		- 10)			
ΦCA017		- 10)		- 15)			
ΦCA019		0)		0)			
ΦCA020		0)		- 5)			
ΦCA021		0)		- 10)			
ΦCA022		0)		- 15)			
ΦCA023		+ 5)		+ 5)			
ΦCA024		+ 5)		0)			
ΦCA025	V	V	+ 5)	N	- 5)		

22

1	SREF(1)	11	SREF(2)	21	LREF(1)	31	LREF(2)	41	BREF(1)	51	BREF(2)	61	XMRP(1)	71	XMRP(2)
	5.440		SQ IN		1.1302		IN		5.215		IN		4.200		IN
	0.0		IN		0.0		IN		0.0035				NA-70-446		
	YMRP(1)		YMRP(2)		ZMRP(1)		ZMRP(2)		SCALE(1)		SCALE(2)		FILREF		

TEST GDHST-304-0 DATA SET DESCRIPTOR SHEET

DATA SET IDENTIFIER	DATA SET DESCRIPTOR					Mode Type	CURVE SLOPE RANGE	
	11	21	31	41	51 LOWER LIMIT		61 UPPER LIMIT	
DCA027	GDHST, 304-0	134B(ALPHA= 0)	+ B9J(ALPHA= 0)	1,1		
DCA028			0)		- 5)			
DCA029			0)		-10)			
DCA031			0)		0)			
DCA032			0)		- 5)			
DCA033			0)		-10)			
DCA034			0)		-15)			
DCA035			+ 5)		+ 5)			
DCA036			+ 5)		0)			
DCA037			+ 5)		- 5)			
DCA038			+ 5)		-10)			
DCA039			- 5)		- 5)			
DCA040			- 5)		-10)			
DCA041			- 5)		-15)			
DCA042			-10)		-10)			
DCA043			0)	B8X(ALPHA= 0)			
DCA045			0)		- 5)			
DCA046			0)		-10)			
DCA047			- 5)		- 5)			
DCA048			- 5)		-10)			

23

1	SREF(1)	11	SREF(2)	21	LREF(1)	31	LREF(2)	41	BREF(1)	51	BREF(2)	61	XMRP(1)	71	XMRP(2)
	1.0732		50 IN		2.8742		IN		4.9798		IN		4.9788		IN
	0.0		IN		0.0		IN		0.0035				WA-7C-446		
	YMRP(1)		YMRP(2)		ZMRP(1)		ZMRP(2)		SCALE(1)		SCALE(2)		FILREF		

MODEL COMPONENT: BODY - B6

GENERAL DESCRIPTION: Basic 9992-130C body. Straight wing orbiter body with attach points for a centerline vertical, horizontal, and low-mount wing. Also included is a canopy on the upper surface aft of the nose. The model scale factor is 0.0035.

DRAWING NUMBER: Lines Dwg. 9992-130C.

<u>DIMENSIONS:</u>	<u>FULL-SCALE</u>	<u>MODEL SCALE</u>
Length, in.	<u>2068.00</u>	<u>7.238</u>
Max. Width, in.	<u>310.00</u>	<u>1.086</u>
Max. Depth, in.	<u>340.34</u>	<u>1.191</u>
Fineness Ratio	<u>6.037</u>	<u>6.037</u>
Area		
Max. Cross-Sectional, ft ² (Fus. Sta. 1143.23 in.)	<u>640.03</u>	<u>0.00784</u>
Planform	<u>-</u>	<u>-</u>
Wetted	<u>-</u>	<u>-</u>
Base	<u>-</u>	<u>-</u>

MODEL COMPONENT: WING - W10

GENERAL DESCRIPTION: 9992-130C straight wing located in the 9992-130G position on body B6. The total and exposed data do not include the leading edge cuff data which is listed below. The model scale factor is 0.0035.

DRAWING NUMBER: Lines Dwg. 9992-130C and 9992-130G

DIMENSIONS: FULL-SCALE MODEL SCALE

TOTAL DATA

Area		
Planform (equiv. true), ft ²	3084.00	0.037779
Wetted		
Span (equivalent), in.	1489.82	5.214
Aspect Ratio	4.961	4.961
Rate of Taper	0.397	0.397
Taper Ratio	0.333	0.333
Dihedral Angle, degrees	7.0	7.0
Incidence Angle, degrees	0.0	0.0
Aerodynamic Twist, degrees (about T.E.)		
Twist Angle @ B.P. 155.06 in.	4.0	4.0
Cont. Angle @ B.P. 745.07 in.	0.0	0.0
Sweep Back Angles, degrees		
Leading Edge	21.672	21.672
Trailing Edge	0.0	0.0
0.25 Element Line	16.596	16.596
Chords:		
Root (Wing Sta. 0.0), in.	447.20	1.565
Tip, (equivalent) (Wing Sta. 750.50 in.), in.	148.97	0.521
MAC, in. (Wing Sta. 312.68 in.), in.	322.95	1.130
Fus. Sta. of .25 MAC, in.	1282.00	4.487
W.P. of .25 MAC, in.	-148.87	-0.521
B.L. of .25 MAC, in.	310.35	1.086
Airfoil Section		
Root	NACA 0012-64	NACA 0012-64
Tip	NACA 0012-64	NACA 0012-64

EXPOSED DATA

Area (equiv. true), ft ²	2222.00	0.02722
Span, (equivalent), in.	1179.70	4.129
Aspect Ratio	4.385	4.385
Taper Ratio	0.387	0.387
Chords		
Root (Wing Sta. 156.22 in.), in.	385.12	1.348
Tip (equiv.) (Wing Sta. 750.50 in.), in.	148.97	0.521
MAC (Wing Sta. 409.57 in.), in.	284.45	0.996
Fus. Sta. of .25 MAC, in.	1310.64	4.583
W.P. of .25 MAC, in.	-137.06	-0.483
B.L. of .25 MAC, in.	406.52	1.423

LEADING EDGE CUFF

Area, ft ²	31.79	0.00039
L.L. Intersects Fuselage M @ Fus. Sta., in.	1027.46	3.595
L. Intersects Wing L.E. @ Fus. Sta., in.	1182.20	4.138

MODEL COMPONENT: HORIZONTAL STABILIZER - H12

GENERAL DESCRIPTION: 9992-1300 straight wing orbiter horizontal stabilizer used with body B6. The surface is located on the vehicle FW, with the pivot axis at Fus. Sta. 1917.87 in. The model scale factor is 0.0035.

DRAWING NUMBER: Lines Dwg. 9992-1300

<u>DIMENSIONS:</u>	<u>FULL-SCALE</u>	<u>MODEL SCALE</u>
<u>TOTAL DATA</u>		
Area		
Planform (equiv. true), ft ²	<u>1816.00</u>	<u>0.02225</u>
Wetted		
Span (equivalent) in.	<u>953.76</u>	<u>3.338</u>
Aspect Ratio	<u>3.480</u>	<u>3.169</u>
Rate of Taper	<u>0.712</u>	<u>0.712</u>
Taper Ratio	<u>0.228</u>	<u>0.228</u>
Diehedral Angle, degrees	<u>7.0</u>	<u>7.0</u>
Incidence Angle, degrees	<u>0.0</u>	<u>0.0</u>
Aerodynamic Twist, degrees	<u>0.0</u>	<u>0.0</u>
Toe-In Angle	<u>-</u>	<u>-</u>
Cant Angle	<u>-</u>	<u>-</u>
Sweep Back Angles, degrees		
Leading Edge	<u>40.00</u>	<u>40.00</u>
Trailing Edge	<u>6.90</u>	<u>6.90</u>
0.25 Element Line	<u>33.220</u>	<u>33.220</u>
Chords: Horiz.		
Root (Hing. Sta. 0.0), in.	<u>443.05</u>	<u>1.551</u>
Tip, (equivalent) (Horiz. Sta. 480.45 in.), in.	<u>101.02</u>	<u>0.354</u>
MAC, in. (Horiz. Sta. 189.89 in.), in.	<u>307.87</u>	<u>1.078</u>
Fus. Sta. of .25 MAC, in.	<u>1840.46</u>	<u>6.442</u>
W.P. of .25 MAC, in.	<u>4.12</u>	<u>0.014</u>
B.L. of .25 MAC, in.	<u>188.47</u>	<u>0.660</u>
Airfoil Section		
Root	<u>NACA 0012-64</u>	<u>NACA 0012-64</u>
Tip	<u>NACA 0012-64</u>	<u>NACA 0012-64</u>
<u>EXPOSED DATA</u>		
Area (equiv. true), ft ²	<u>967.35</u>	<u>0.01185</u>
Span, (equivalent), in.	<u>638.88</u>	<u>2.236</u>
Aspect Ratio	<u>2.93</u>	<u>2.93</u>
Taper Ratio	<u>0.304</u>	<u>0.304</u>
Chords		
Root (Horiz. Sta. 156.22 in), in.	<u>331.84</u>	<u>1.161</u>
Tip (equiv) (Horiz. Sta. 480.45 in.), in.	<u>101.02</u>	<u>0.354</u>
MAC (Horiz. Sta. 289.52 in.), in.	<u>236.94</u>	<u>0.829</u>
Fus. Sta. of .25 MAC, in.	<u>1906.37</u>	<u>6.672</u>
W.P. of .25 MAC, in.	<u>16.26</u>	<u>0.057</u>
B.L. of .25 MAC, in.	<u>287.37</u>	<u>1.006</u>

MODEL COMPONENT: BODY - B5

GENERAL DESCRIPTION: 9992-134B body. Delta wing orbiter body including a canopy on the upper surface aft of the nose. The model scale factor is 0.0035

DRAWING NUMBER: Lines DWG. 9992-134B

<u>DIMENSIONS:</u>	<u>FULL-SCALE</u>	<u>MODEL SCALE</u>
Length , in.	<u>2120.00</u>	<u>7.420</u>
Max. Width , in.	<u>162.86</u>	<u>1.620</u>
Max. Depth , in.	<u>274.29</u>	<u>0.960</u>
Fineness Ratio	<u>5.906</u>	<u>5.906</u>
Area		
Max. Cross-Sectional, ft ² (Fus. Sta. 1215.0 to 1809.0 in.)	<u>702.75</u>	<u>0.00360</u>
Planform	<u>-</u>	<u>-</u>
Wetted	<u>-</u>	<u>-</u>
Base	<u>-</u>	<u>-</u>

MODEL COMPONENT: W113 - W13

GENERAL DESCRIPTION: 9992-134B delta wing located on body B5. The total end exposed data do not include the leading edge cuff data which is listed below. The model factor is 0.0035.

DRAWING NUMBER: Lines Dwg. 9992-134B

DIMENSIONS: FULL-SCALE MODEL SCALE

TOTAL DATA

Area		
Planform, ft ²	<u>5740.00</u>	<u>0.070315</u>
Wetted		
Span (equivalent), in.	<u>1034.00</u>	<u>3.794</u>
Aspect Ratio	<u>1.411</u>	<u>1.411</u>
Rate of Taper	<u>1.723</u>	<u>1.723</u>
Taper Ratio	<u>0.237</u>	<u>0.237</u>
Dihedral Angle, degrees	<u>7.000</u>	<u>7.000</u>
Incidence Angle, degrees	<u>0.000</u>	<u>0.000</u>
Aerodynamic Twist, degrees (about T.E.)		
Fore-In-Angle Wing Sta. 241.80 in.	<u>0.000</u>	<u>0.000</u>
Can-In-Angle Wing Sta. 546.07 in.	<u>-5.000</u>	<u>-5.000</u>
Sweep Back Angles, degrees		
Leading Edge	<u>59.870</u>	<u>59.870</u>
Trailing Edge	<u>0.0</u>	<u>0.0</u>
0.25 Element Line	<u>52.265</u>	<u>52.265</u>
Chords:		
Root (Wing Sta. 0.0), in.	<u>1232.91</u>	<u>4.315</u>
Tip, (equivalent) (Wing Sta. 546.07 in.), in.	<u>292.03</u>	<u>1.022</u>
MAC (Wing Sta. 216.88 in.), in.	<u>859.22</u>	<u>3.007</u>
Fus. Sta. of .25 MAC, in.	<u>1475.58</u>	<u>5.165</u>
W.P. of .25 MAC, in.	<u>44.11</u>	<u>0.154</u>
B.L. of .25 MAC, in.	<u>215.26</u>	<u>0.753</u>
Airfoil Section		
Root (Wing Sta. 241.80 in.) in.	<u>NACA 0009-64</u>	<u>NACA 0009-64</u>
Tip (Wing Sta. 546.07 in.) in.	<u>NACA 0012-64</u>	<u>NACA 0012-64</u>

EXPOSED DATA

Area, ft ²	<u>2389.59</u>	<u>0.02927</u>
Span, (equivalent), in.	<u>612.33</u>	<u>2.143</u>
Aspect Ratio	<u>1.090</u>	<u>1.090</u>
Taper Ratio	<u>0.355</u>	<u>0.355</u>
Chords		
Root (equiv.) (Wing Sta. 237.61 in.), in.	<u>823.51</u>	<u>2.882</u>
Tip (equiv.) (Wing Sta. 546.07 in.), in.	<u>292.03</u>	<u>1.022</u>
MAC (Wing Sta. 367.34 in.), in.	<u>592.97</u>	<u>2.100</u>
Fus. Sta. of .25 MAC, in.	<u>1670.02</u>	<u>5.845</u>
W.P. of .25 MAC, in.	<u>62.44</u>	<u>0.219</u>
B.L. of .25 MAC, in.	<u>364.61</u>	<u>1.276</u>

L.E. CUFF DATA

Area (outboard of fuselage LE), ft ²	<u>46.49</u>	<u>0.00057</u>
L.E. intersects fuselage LE (Fus. Sta., in)	<u>1182.06</u>	<u>4.140</u>
L.E. intersects wing LE (Fus. Sta., in)	<u>1405.73</u>	<u>4.990</u>

MODEL COMPONENT: ELEVON - EP (data for one of two)

GENERAL DESCRIPTION: Elevon used with the 9992-134B delta wing (Wing-W13)

The model scale factor is 0.0035.

DRAWING NUMBER: Lines Dwg. 9992-134B

<u>DIMENSIONS:</u>	<u>FULL-SCALE</u>	<u>MODEL SCALE</u>
Area , ft ²	<u>454.60</u>	<u>0.00539</u>
Span (equivalent) , in.	<u>334.68</u>	<u>1.171</u>
Inb'd equivalent chord (WingSta.211.39in.)	<u>253.79</u>	<u>0.880</u>
Outb'd equivalent chord (WingSta.546.07in.)	<u>146.01</u>	<u>0.511</u>
Ratio movable surface chord/ total surface chord		
At Inb'd equiv. chord	<u>0.292</u>	<u>0.292</u>
At Outb'd equiv. chord	<u>0.500</u>	<u>0.500</u>
Sweep Back Angles, degrees		
Leading Edge (Hinge Line)	<u>17.851</u>	<u>17.851</u>
Tailing Edge	<u>0.000</u>	<u>0.000</u>
Hingeline	<u>17.851</u>	<u>17.851</u>
Area Moment (Normal to hinge line) ft ³	<u>8025.69</u>	<u>0.00034</u>

MODEL COMPONENT: VERTICAL STABILIZER - V11 (data for one of two)

GENERAL DESCRIPTION: Vertical stabilizer fins located on the outboard tip of the 9992-13^{1/2}B delta wing. (W13)

The model scale factor is 0.0035

DRAWING NUMBER: Lines Dwg. 9992-13^{1/2}B

<u>DIMENSIONS:</u>	<u>FULL-SCALE</u>	<u>MODEL SCALE</u>
<u>TOTAL DATA</u>		
Area		
Planform ft ²	424.64	0.00520
Wetted		
Span (equivalent), in.	303.95	1.064
Aspect Ratio	1.511	1.511
Rate of Taper	0.832	0.832
Taper Ratio	0.200	0.200
Dihedral Angle, degrees	-	-
Incidence Angle, degrees	-	-
Aerodynamic Twist, degrees	-	-
Toe-In Angle, degrees	-1.817	-1.817
Cant Angle (Wing Outb'd), degrees	20.000	20.000
Sweep Back Angles, degrees		
Leading Edge	38.897	38.897
Trailing Edge	4.701	4.701
0.25 Element Line	30.240	30.240
Chords: equivalent		
Root (Wing Sta. 0.0) (W.P. 74.58 in.) in.	335.25	1.173
Tip, (equivalent) (W.P. 360.32 in.) in.	67.11	0.235
MAC (W.P. 135.71 in.), in.	230.96	0.803
Fus. Sta. of .25 MAC, in.	1997.95	6.993
W.P. of .25 MAC, in.	135.71	0.650
B.L. of .25 MAC, in.	582.67	2.039
Airfoil Section (measured parallel to Root the chord line at the tip) Tip	NACA 0012-64	NACA 0012-64
<u>EXPOSED DATA</u>		
Area		
Span, (equivalent)		
Aspect Ratio		
Taper Ratio		
Chords		
Root		
Tip		
MAC		
Fus. Sta. of .25 MAC		
W.P. of .25 MAC		
B.L. of .25 MAC		

MODEL COMPONENT: RUDDER - R4

GENERAL DESCRIPTION: Rudder used with the 9992-134B delta wing orbiter
vertical stabilizer VII.

The model scale factor is 0.0035.

DRAWING NUMBER: Lines Dwg. 9992-134B

<u>DIMENSIONS:</u>	<u>FULL-SCALE</u>	<u>MODEL SCALE</u>
Area , ft ²	<u>288.95</u>	<u>0.00354</u>
Span (equivalent), in.	<u>294.27</u>	<u>1.030</u>
Inb'd equivalent chord(W.P. 83.67 in),in.	<u>133.53</u>	<u>0.467</u>
Outb'd equivalent chord(W.P.360.32in),in.	<u>67.11</u>	<u>0.235</u>
Ratio movable surface chord/ total surface chord		
At Inb'd equiv. chord	<u>0.409</u>	<u>0.409</u>
At Outb'd equiv. chord	<u>1.000</u>	<u>1.000</u>
Sweep Back Angles, degrees		
Leading Edge	<u>38.897</u>	<u>38.897</u>
Tailing Edge	<u>-4.701</u>	<u>-4.701</u>
Hingeline	<u>-18.833</u>	<u>-18.833</u>
Area Moment (Normal to hinge line),ft ³	<u>3835.20</u>	<u>0.00015</u>

MODEL COMPONENT: BODY - B₁ (Booster)

GENERAL DESCRIPTION: Basic body for "straight wing" with spacer and
standard boattail with intermediate nose at model station -0.546 inches.
(-13 ft full scale)

DRAWING NUMBER: WT 70-105204

<u>DIMENSIONS:</u>	<u>FULL-SCALE</u>	<u>(0.0035)</u> <u>MODEL SCALE</u>
Length	<u>239 ft</u>	<u>10.038 in</u>
Max. Width	<u>35 ft</u>	<u>1.47 in</u>
Max. Depth	<u>37.1 ft</u>	<u>1.558 in</u>
Fineness Ratio	<u> </u>	<u>6.82</u>
Area		
Max. Cross-Sectional	<u> </u>	<u> </u>
Planform	<u>7184.8ft²</u>	<u>12.674 in²</u>
Wetted	<u> </u>	<u> </u>
Base (includes balance chamber)	<u>951.8 ft²</u>	<u>1.679 in²</u>
Balance Chamber		<u>0.690 in²</u>
Geometric Balance Center		
Sta.		<u>5.996 in</u>
W.L.		<u>4.200 in.</u>
Moment Reference Center		
Sta.	<u>136.81 ft</u>	<u>5.746 in</u>
W.L.	<u>100.00 ft</u>	<u>4.200 in</u>

MODEL COMPONENT: BODY - B₇ (Booster)

GENERAL DESCRIPTION: Basic fuselage for delta wing configuration. Same as B₁ fuselage with spacer section removed. Model nose is at station 0.294 in (7 ft full scale)

DRAWING NUMBER: WT 70-105204

<u>DIMENSIONS:</u>	<u>FULL-SCALE</u>	<u>(0.0035)</u> <u>MODEL SCALE</u>
Length	<u>219 ft</u>	<u>9.198 in</u>
Max. Width	<u>35 ft</u>	<u>1.47 in</u>
Max. Depth	<u> </u>	<u> </u>
Fineness Ratio	<u> </u>	<u> </u>
Area		
Max. Cross-Sectional	<u> </u>	<u> </u>
Planform	<u>6576 ft²</u>	<u>11.600 in²</u>
Wetted	<u> </u>	<u> </u>
Base (includes balance chamber)	<u>951.8 ft²</u>	<u>1.679 in²</u>
Balance Chamber		<u>0.690 in²</u>
Geometric Balance Center		
Sta.		<u>5.996 in</u>
W.L.		<u>4.200 in</u>
Moment Reference Center		
Sta.	<u>159.38 ft</u>	<u>6.694 in</u>
W.L.	<u>100.00 ft</u>	<u>4.200 in</u>

MODEL COMPONENT: Wing, W₂, W₁¹⁵, W₃ (Booster)

GENERAL DESCRIPTION: "Straight Wing" located in one of three positions (trailing edge location, station: W₂ @ 5.876 in, W₁¹⁵ @ 6.351 in, W₃ @ 6.825 in)

DRAWING NUMBER: WT 70-105204

DIMENSIONS:

FULL-SCALE

(0.0035)

MODEL SCALE

TOTAL DATA

Area		
Planform	2939 ft ²	5.184 in ²
Wetted		
Span (equivalent)	144.8 ft	6.084 in
Aspect Ratio	7.14	7.140
Rate of Taper		
Taper Ratio	.327	.327
Dihedral Angle, degrees	0	0
Incidence Angle, degrees	6	6
Aerodynamic Twist, degrees	0	0
Toe-In Angle		
Cant Angle		
Sweep Back Angles, degrees		
Leading Edge	15.85	15.85
Trailing Edge	0	0
0.25 Element Line		
Chords:		
Root (Wing Sta. 0.0)	30.57 ft	1.284 in
Tip, (equivalent)	10.0 ft	.420 in
MAC	22.18 ft	.919 in
Wing Apex to .25 MAC;	14.02 ft	.589 in
W.P. of .25 MAC		
B.L. of .25 MAC	30.10 ft	1.264 in
Airfoil Section		
Root	NACA 4416	MOD.
Tip	NACA 4414	MOD.

EXPOSED DATA

Area	2033 ft ²	3.586 in ²
Span, (equivalent)	112.86 ft	4.740 in
Aspect Ratio	6.265	6.265
Taper Ratio	.384	.384
Chords		
Root	26.02 ft	1.093 in
Tip	10.0 ft	.420 in
MAC	19.19 ft	.805 in
Leading Edge Exposed Root Chord to .25 MAC	11.62 ft	.488 in
W.P. of .25 MAC		
B.L. of .25 MAC	40.02 ft	1.681 in

MODEL COMPONENT: Delta Wing, W₅ (Booster)
 GENERAL DESCRIPTION: Delta wing equipped with full span elevons

DRAWING NUMBER: WT 70-105204

DIMENSIONS:

FULL-SCALE

(0.0035)
MODEL SCALE

TOTAL DATA

Area:	8655 ft ²	15.267 in ²
Planform		
Wetted		
Span (equivalent)	138.00 ft	5.796 in
Aspect Ratio	2.200	2.200
Rate of Taper		
Taper Ratio	.151	.151
Dihedral Angle, degrees	5.5	5.5
Incidence Angle, degrees	3	3
Aerodynamic Twist, degrees	0	-
Toe-In Angle		
Cant Angle		
Sweep Back Angles, degrees		
Leading Edge	53.3	53.30
Trailing Edge	0	0
0.25 Element Line		
Chords:		
Root (Wing Sta. 0.0)	109 ft	4.578 in
Tip, (equivalent)	16.43 ft	.690 in
MAC	74.10 ft	3.112 in
Wing Apex to .25 MAC	53.40 ft	2.243 in
W.P. of .25 MAC		
B.L. of .25 MAC	26.00	1.092 in
Airfoil Section		
Root	NACA 4408	
Tip	NACA 4408	

EXPOSED DATA

Area	5482 ft ²	9.670 in ²
Span, (equivalent)	106 ft	4.452 in
Aspect Ratio	2.050	2.050
Taper Ratio	.189	.189
Chords		
Root	87.00 ft	3.654 in
Tip	16.43 ft	.690 in
MAC	59.74 ft	2.509 in
Leading Edge Exposed Root Chord to .25 MAC	42.19 ft	1.772 in
W.P. of .25 MAC		
B.L. of .25 MAC	36.71 ft	1.542 in

MODEL COMPONENT: Horizontal Tail T₆⁹⁰ (Booster)

GENERAL DESCRIPTION: Same plan form as horizontal tail T₆⁹⁰ - Cut down from T₃⁵⁵ symmetrical Vee Tail.

DRAWING NUMBER: WT 70-105204

DIMENSIONS: FULL-SCALE (0.0035) MODEL SCALE

TOTAL DATA

Area		
Planform		
Wetted		
Span (equivalent)		
Aspect Ratio		
Rate of Taper		
Taper Ratio		
Diehedral Angle, degrees		
Incidence Angle, degrees		
Aerodynamic Twist, degrees		
Toe-In Angle		
Cant Angle		
Sweep Back Angles, degrees		
Leading Edge		
Trailing Edge		
0.25 Element Line		
Chords:		
Root (Wing Sta. 0.0)		
Tip, (equivalent)		
MAC		
Fus. Sta. of .25 MAC		
W.P. of .25 MAC		
B.L. of .25 MAC		
Airfoil Section		
Root		
Tip	NACA 0016	
<u>EXPOSED DATA</u> <u>PER SIDE</u>	NACA 0014	

Area	818 ft ²	1.442 in ²
Span, (equivalent)	26.83 ft	1.127 in
Aspect Ratio		
Taper Ratio	.723	.723
Chords		
Root	35.41 ft	1.487 in
Tip	25.52 ft	1.072 in
MAC	30.74 ft	1.291 in
Fus. Sta. of .25 MAC		
W.P. of .25 MAC		
B.L. of .25 MAC		

TEST FACILITY DESCRIPTION

The Convair High Speed Wind Tunnel is a pressure driven, intermittent wind tunnel with a four foot by four foot test section. The Mach number range is from $M = 0.5$ at the subsonic end, through transonic, and up to a supersonic Mach number of 5.0. Within this Mach number range, the wind tunnel has a dynamic pressure range between 1500 psf and 2500 psf. Under certain test conditions, this range is extended to lower or higher dynamic pressures. The wind tunnel has a Reynolds number range from 5.0 million per foot to 25.0 million per foot. It has an equivalent pressure altitude range from below sea level to 90,000 feet. The power drive for the wind tunnel consists of an air compressor-storage system. This system includes three centrifugal compressors driven by an 8000 horsepower synchronous motor. The air is stored in six high pressure tanks with a total internal volume of 28,000 cubic feet and a storage pressure of 600 psia. The air is released from the tanks through a 24-inch rotovalve which is controlled by an electro-hydraulic servo system. The aerodynamic circuit of the wind tunnel includes settling chamber, a two-dimensional supersonic nozzle, a transonic test section, and a variable diffuser. The flexible nozzle has a Mach number range from $M = 1.0$ to $M = 5.0$. It is remotely controlled from the control room. The variable diffuser is provided downstream of the flexible nozzle to obtain maximum efficiency of the pressure drive. The diffuser walls are movable while the tunnel is operating. A porous wall transonic test section is interchangeable with the variable diffuser. This section is used for subsonic-transonic operation in the Mach number range from 0.5 to 2.0. The airflow exhausts through a telescoping sub-

sonic diffuser and a sound attenuating stack. The maximum run time for the facility under normal operation varies from approximately 45 seconds at Mach 0.5 to 90 seconds at Mach 3.0, and reduces again to approximately 45 seconds at Mach 5.0. Run time is dependent on Mach number and dynamic pressure.

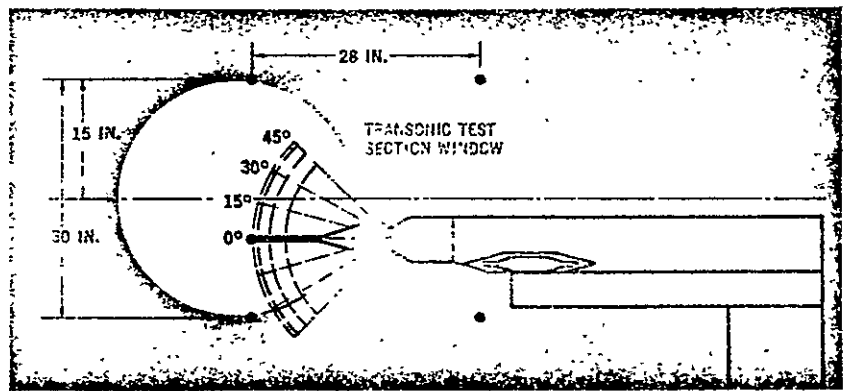
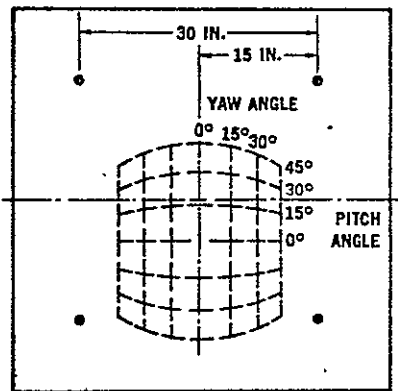
HIGH-SPEED WIND TUNNEL CAPTIVE TRAJECTORY SYSTEM

The model support, an electro-mechanical positioning system with all axes of motion contained within a single mechanism, is independent of the launching aircraft. As shown in the sketch below, the envelope of translation is a cube about 30 inches on a side. Drive motors, located in a case below the tunnel floor, are printed-armature electric motors with extremely fast response characteristics.

The control system for the missile model serves both as a positioning control and as an interface between the analog computer and the model support. Back-emf from the electrical drive motors is used as a feedback to the velocity control system. Two preselected set points are available: one is a "home" position for use during tunnel start and stop; the other is the "release" position from the parent aircraft.

Resultant trajectories are computed by the analog computer, using model strain gage balance data in conjunction with missile mass, moment of inertia, rocket thrust, altitude and other data. This trajectory, transformed into velocity components, is then supplied to the support control drive motors, thus positioning the model in a smooth, accurate simulation of the missile trajectory.

SUPPORT SYSTEM ENVELOPE OF TRANSLATION



CAPABILITIES

Mach Number Range 0.5 to 5.0

Time, Drive Motor

Full stop to full speed 0.1 second

Accuracy—Maximum difference between command and actual velocity ± 0.5 per cent range

Maximum Velocity

Axial 2.4 inches/second
 Vertical 3.0 inches/second
 Horizontal 5.2 inches/second
 Pitch 20.7 degrees/second
 Yaw 20.7 degrees/second
 Roll 55.0 degrees/second

Range of Movement

Axial 28 inches (transonic),
 36 inches (supersonic)
 Vertical 30 inches
 Horizontal 30 inches
 Pitch ± 45 degrees
 Yaw ± 45 degrees
 Roll ± 360 degrees

NOMENCLATURE

<u>SYMBOL</u>	<u>SADSAC SYMBOL</u>	<u>DEFINITION</u>
A_b		base area; m^2 , ft^2 , in^2
a		speed of sound; m/sec, ft/sec
AR	ASPECT	aspect ratio, b^2/S
b	REFB	wing span or reference span; m, ft, in
c		wing chord; m, ft, in
\bar{c}		wing mean aerodynamic chord or reference chord; m, ft, in (see l_{ref} or refl)
c. g.		center of gravity
C. P.		center of pressure
C_A	CA	axial force coefficient, F_A/qS_{ref}
C_{A_b}	CAB	base axial force coefficient, $[(p_\infty - p_b)/q] (A_b/S_{ref})$
C_{A_f}	CAF	forebody axial force coefficient, $C_A - C_{A_b}$
C_D	CDTOTL	drag force coefficient in the wind axis system; $F_D/q S_{ref}$

NOMENCLATURE (continued)

<u>SYMBOL</u>	<u>SADSAC SYMBOL</u>	<u>DEFINITION</u>
C_D	CD	drag force coefficient in the stability axis system, $F_D'/q S_{ref}$
C_L	CL	lift force coefficient (stability or wind axis) $F_L'/q S_{ref}$
C_l	CBL	rolling moment coefficient in body axis system, $M_x/q S_{ref}^b$
$C_{l,s}$	CSL	rolling moment coefficient in the stability axis system, $M_{x,s}/q S_{ref}^b$
$C_{l,w}$	CWL	rolling moment coefficient in the wind axis system, $M_{x,w}/q S_{ref}^b$
C_m	CLM	pitching moment coefficient in the body axis system, $M_y/q S_{ref} l_{ref}$
$C_{m,s}$	CLM	pitching moment coefficient in the stability axis system, $C_{m,s} = C_m$
$C_{m,w}$	CPM	pitching moment coefficient in the wind axis system, $M_{y,w}/q S_{ref} l_{ref}$
C_N	CN	normal force coefficient in the body axis system, $F_N/q S_{ref}$

NOMENCLATURE (continued)

<u>SYMBOL</u>	<u>SADSAC SYMBOL</u>	<u>DEFINITION</u>
C_n	CYN	yawing moment coefficient in the body axis system, $M_z/q S_{ref} b$
$C_{n,s}$	CLN	yawing moment coefficient in the stability axis system, $C_{n,s} = C_n$
$C_{n,w}$	CLN	yawing moment coefficient in the wind axis system, $M_{z,w}/q S_{ref} b$
C_p	CP	pressure coefficient, $(p-p_\infty)/q$
C_y	CY	side force coefficient (body or stability axis system), $F_y/q S_{ref}$
C_e	CC	side force coefficient (wind axis system), $F_y/q S_{ref}$
F_A		axial force; N, lb
F_D		drag force in wind axis system; N, lb
F'_D		drag force in the stability axis system; N, lb
F_L		lift force (stability or wind axis system); N, lb
F_N		normal force; N, lb

NOMENCLATURE (continued)

<u>SYMBOL</u>	<u>SADSAC SYMBOL</u>	<u>DEFINITION</u>
F_Y		side force; N, lb
	N/A	normal to axial force ratio
l_{ref}	REFL	reference length; m, ft, in (see \bar{c})
L/D	L/D	lift-to-drag ratio, C_L/C_D (stability axis system)
L/D	CL/CD	lift-to-drag ratio, C_L/C_D (wind axis system)
M	MACH	Mach number
MRP	MRP	abbreviation for moment reference point
	XMRP	abbreviation for moment reference point on x-axis
	YMRP	abbreviation for moment reference point on y-axis
	ZMRP	abbreviation for moment reference point on z-axis
M_x		rolling moment in the body axis system; N-m, ft-lb
$M_{x,s}$		rolling moment in the stability axis system; N-m, ft-lb

NOMENCLATURE (continued)

<u>SYMBOL</u>	<u>SADSAC SYMBOL</u>	<u>DEFINITION</u>
$M_{x,w}$		rolling moment in the wind axis system; N-m, ft-lb
M_y		pitching moment in the body (or stability) axis system; N-m, ft-lb
$M_{y,w}$		pitching moment in the wind axis system; N-m, ft-lb
M_z		yawing moment in the body axis system; N-m, ft-lb
$M_{z,w}$		yawing moment in the wind axis system; N-m, ft-lb
p		static pressure; N/m ² ; psi
P		total pressure; N/m ² ; psi
q	Q(PSI) Q(PSF)	dynamic pressure; N/m ² , psi, psf
RN/L	RN/L	Reynold's number per unit length; million/ft.
S		wing area; m ² , ft ²
S_{ref}	REFS	reference area; m ² , ft ²
T		temperature; °K, °C, °R, °F
V		speed of vehicle relative to surrounding atmosphere; m/sec, ft/sec

NOMENCLATURE (continued)

<u>SYMBOL</u>	<u>SADSAC SYMBOL</u>	<u>DEFINITION</u>
i_T		tail incidence positive when trailing edge down, deg
\bar{V}		velocity of vehicle relative to surrounding atmosphere; m/sec, ft/sec
α	ALPHA	angle of attack, angle between the projection of the wind X_w -axis on the body X, Z-plane and the body X-axis; deg
β	BETA	sideslip angle, angle between the wind X_w -axis and the projection of this axis on the body X-Z-plane; deg
γ		ratio of specific heats
Γ	DIHDRL	wing dihedral angle; deg
δ		control surface deflection angle; deg
		positive deflections are:
	AILRON	aileron - left aileron trailing edge down
	ELVATR	elevator - trailing edge down
	RUDDER	rudder - trailing edge to the left
	FLAP	flap - trailing edge down
	TAB	tab - trailing edge down with respect to control surface
ρ		air density; K_g/m^3 , slugs/ft ³

NOMENCLATURE (continued)

<u>SYMBOL</u>	<u>SADSAC SYMBOL</u>	<u>DEFINITION</u>
θ		pitch angle, angle of rotation about the body Y-axis, positive when the positive Z-axis is rotated toward the positive X-axis; deg
ϕ	PHI	roll angle, angle of rotation about the body X-axis, positive when the positive Y-axis is rotated toward the positive Z-axis; deg
ψ	PSI	yaw angle, angle of rotation about the body Z-axis, positive when the positive X-axis is rotated toward the positive Y-axis; deg

NOMENCLATURE (continued)

SUBSCRIPTS

DEFINITION

a	aileron
b	base
c	canard
e	elevator or elevon
f	flap
r	rudder or ruddervator
s	stability axis system
t	tail, or total conditions
w	wind axis system
ref	reference conditions
∞	freestream condition

NOMENCLATURE (continued)

SYMBOLS USED IN GDHST 304-0 WHICH DO NOT
 APPEAR IN THE STANDARD SADSAC NOMENCLATURE

<u>SYMBOL</u>	<u>SADSAC SYMBOL</u>	<u>DEFINITION</u>
A_c		portion of the base of the model occupied by the balance cavity.
C_{Df}	CDF	drag coefficient based on CAF.
L		fuselage length.
X/L	X/LTERM	position of center of pressure, fraction of body length, measured from nose.
X_w	XW	component parallel to wind of displacement of the MRP of the booster relative to its mated position, positive when displaced forward; feet full scale.
Z	Z	width of gap between orbiter and booster.
Z_w	ZW	component normal to wind of displacement of the MRP of the booster relative to its mated position, positive when displaced down; feet full scale.
Z_{MRP}	ZMRP	abbreviation for moment reference point on Z-axis measured from the belly.

MODEL ILLUSTRATIONS

Notes:

1. Positive directions of force coefficients, moment coefficients, and angles are indicated by arrows.
2. For clarity, origins of wind and stability axes have been displaced from the center of gravity.

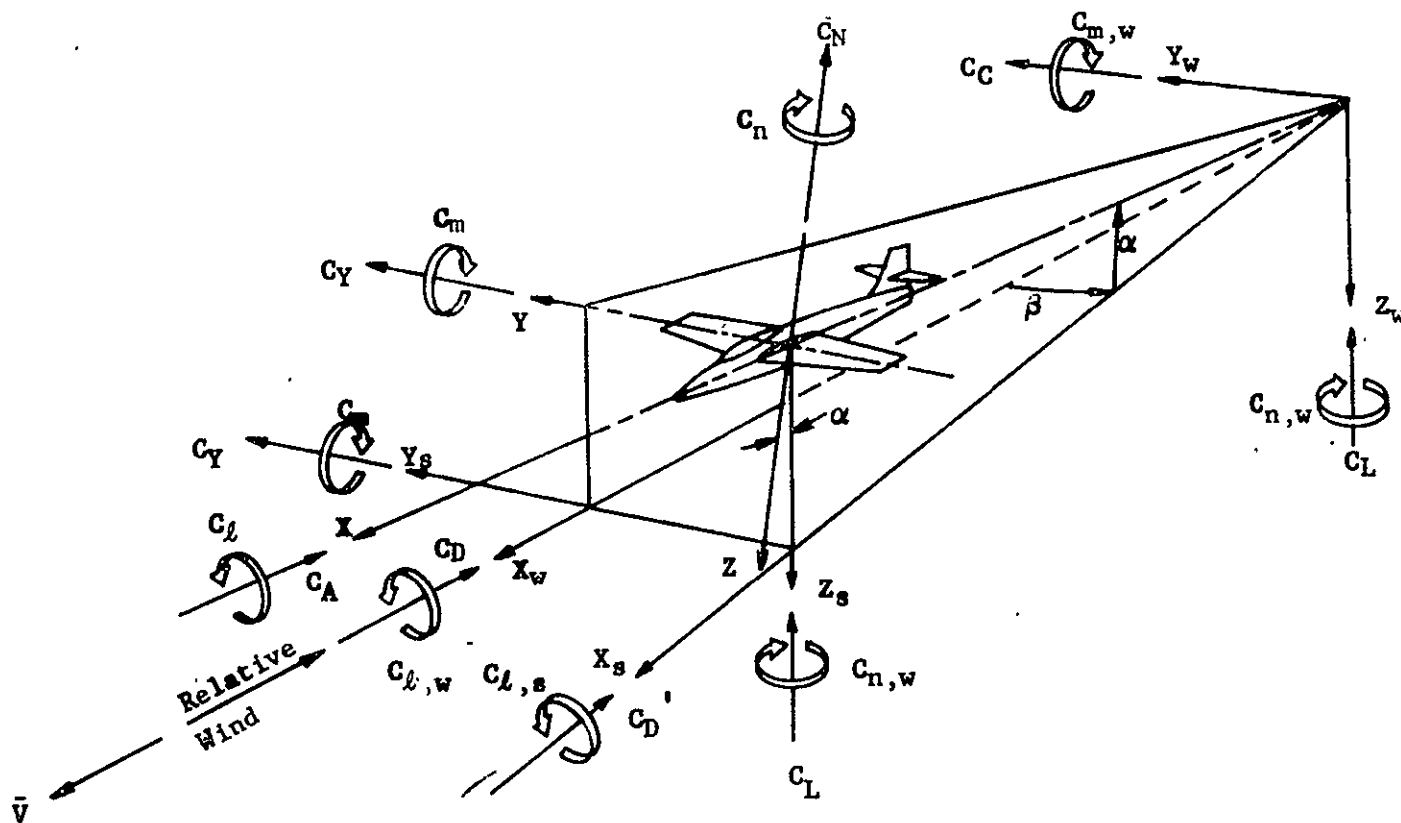
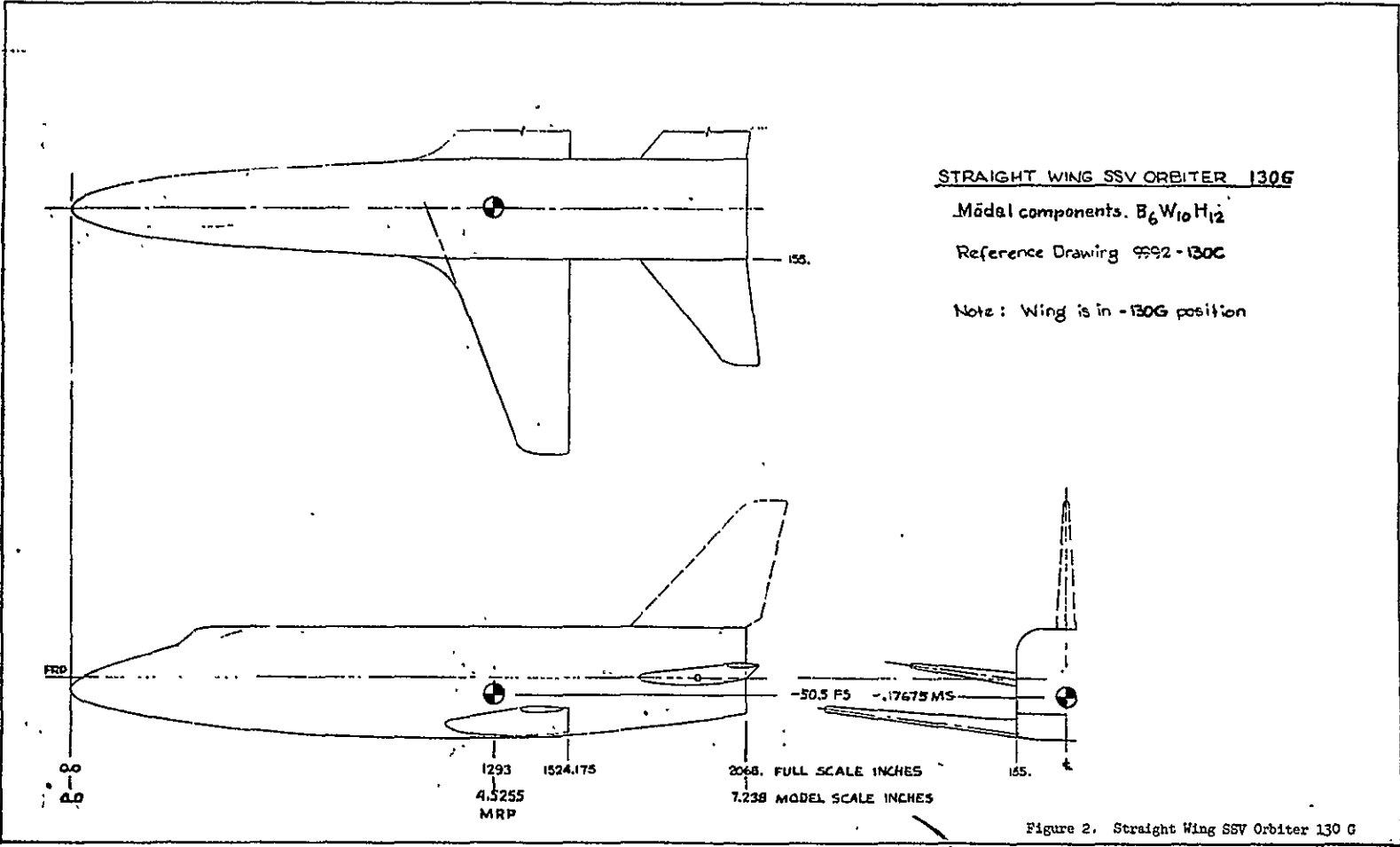
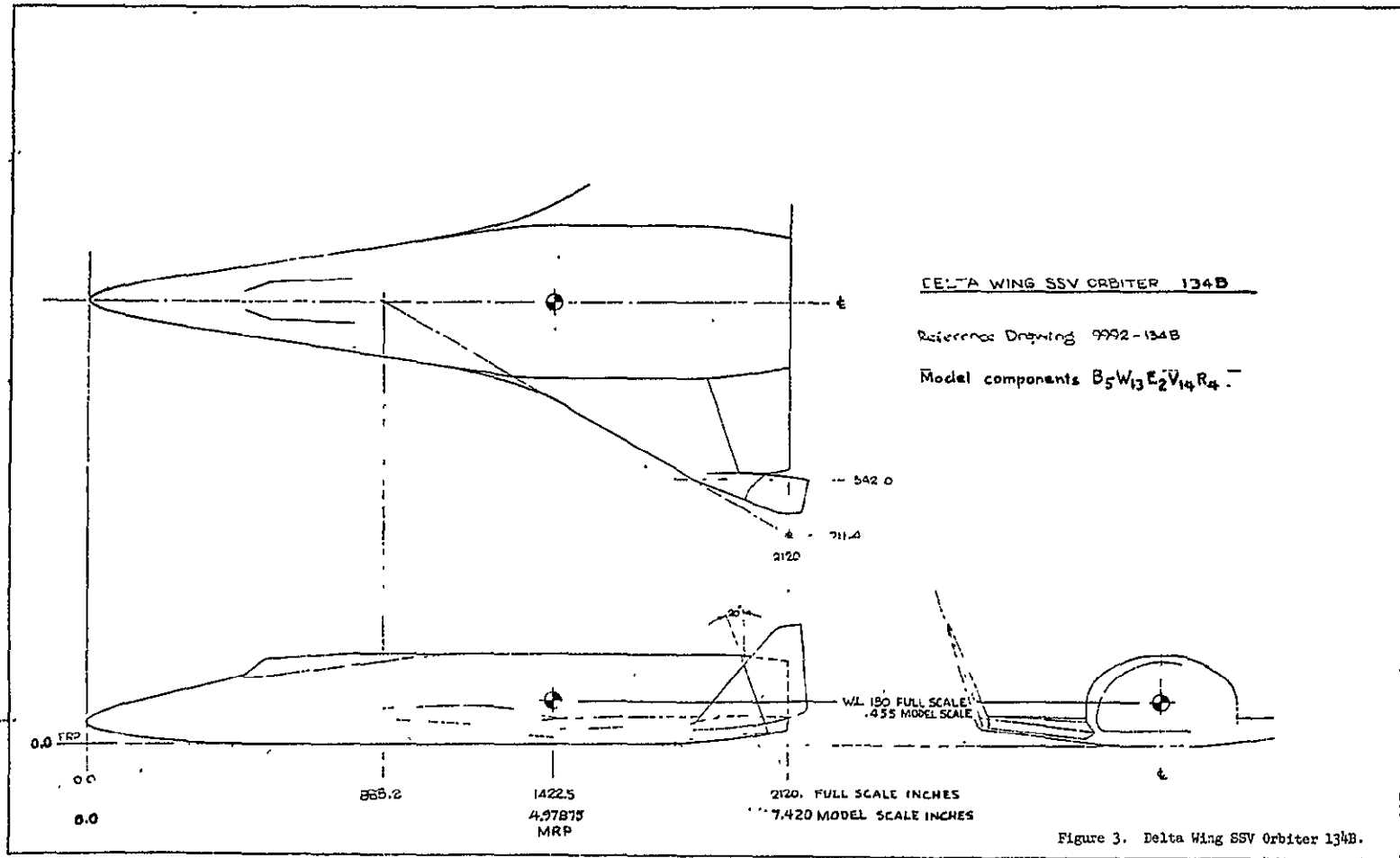


Figure 1. Axis systems, showing direction and sense of force and moment coefficients, angle of attack, and sideslip angle





STRAIGHT-WING BOOSTER BBX

Model components B, W₃¹⁵, T₆⁹⁰

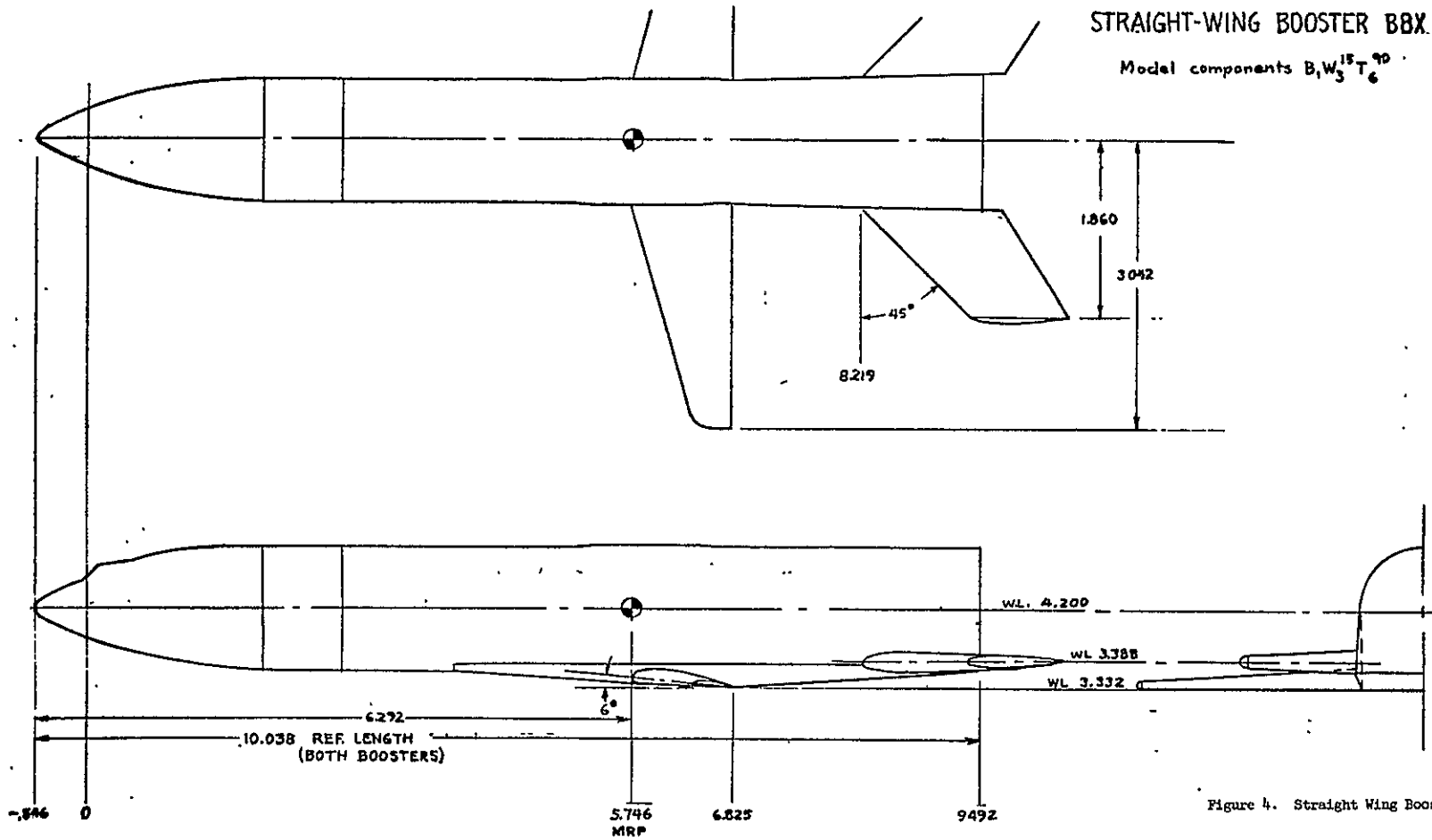
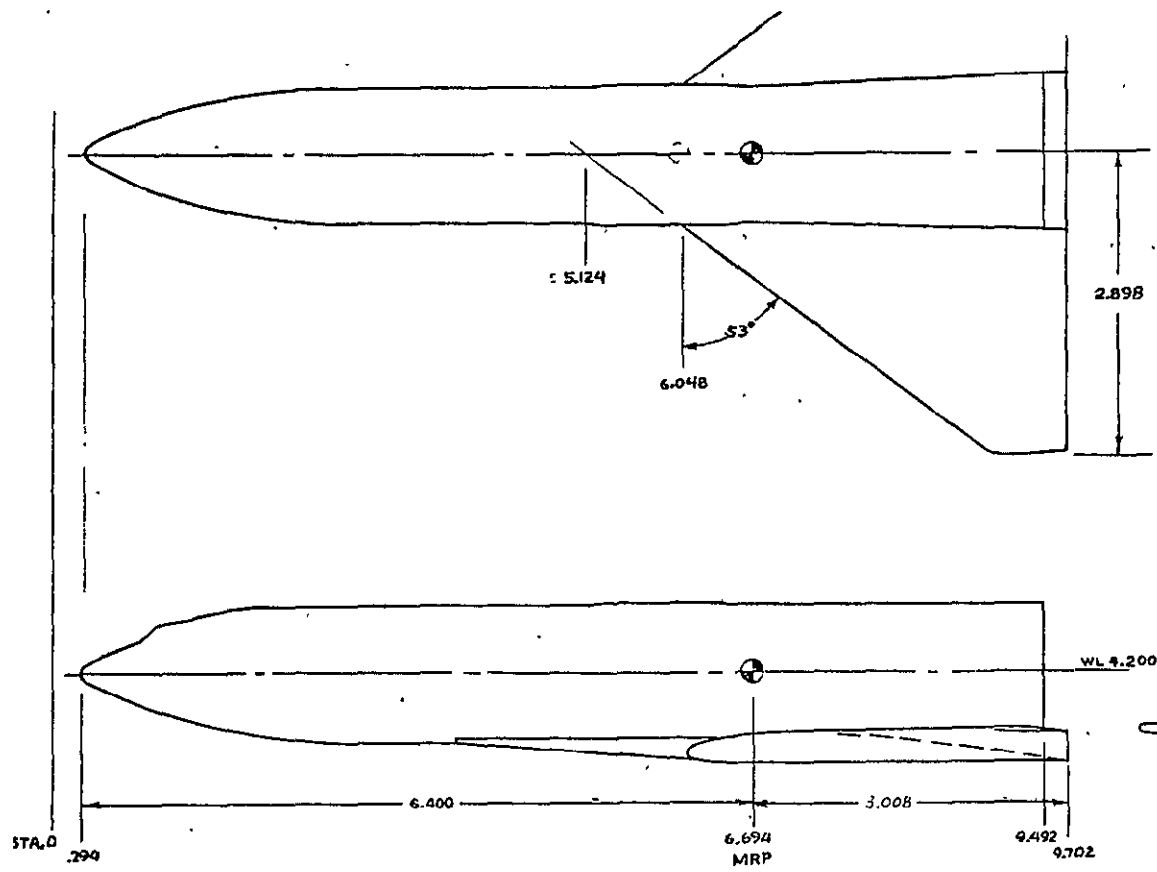


Figure 4. Straight Wing Booster BBX.



DELTA-WING BOOSTER B9J
 Model components B₇W₅

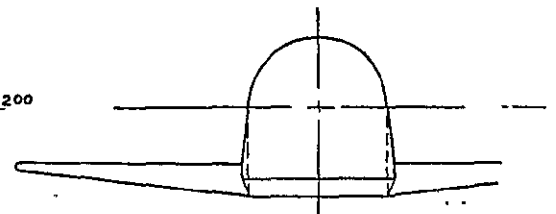
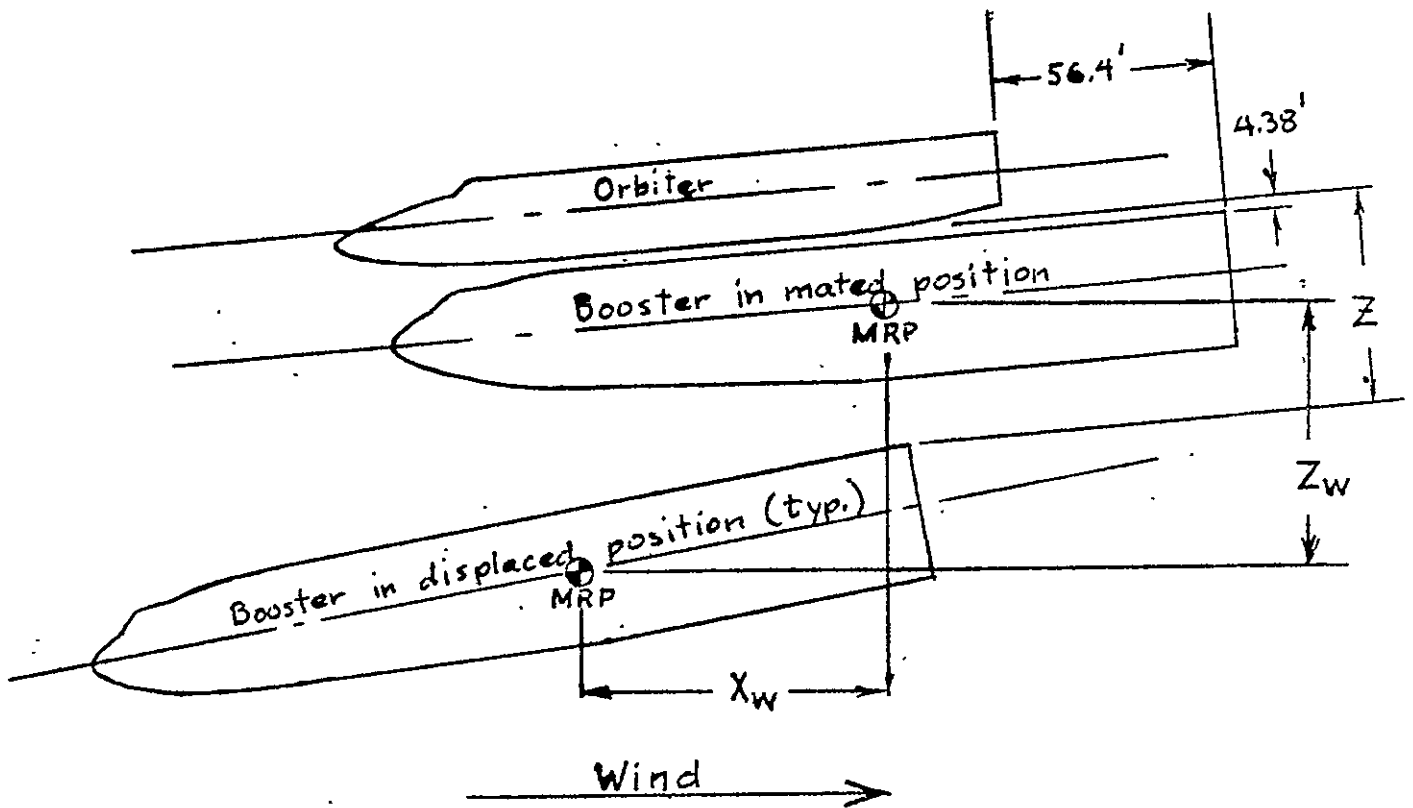


Figure 5. Delta Wing Booster B9J.



In the mated position the fuselage reference planes were parallel, and the gaps between bodies and the base-to-base dimension were as noted. The same mated dimensions applied to all four combinations of the two boosters and the two orbiters. The dimensions are in feet, full scale.

With the booster in the displaced position that is shown, the displacement coordinates X_W and Z_W are positive. X_W and Z_W are the displacement coordinates of the moment reference point (MRP), for which see the general arrangement drawings.

Figure 6. Identification of the "mated" position and displacement Coordinates Z , X_W , and Z_W .




Figure 8. Photograph of Installation of Delta-Wing Orbiter and Delta-Wing Booster.

TABULATED DATA LISTING

A tabulated data listing, consisting of all aero data sets, both original and those created in arriving at the plotted material to be presented subsequently, is available as an addendum to this report. The tabular listing is made up in two sections:

- (a) a brief summary list of all data sets containing the identifier, the descriptor, and the resident dependent variables.
- (b) the full list of all data sets containing all resident or selected aerodynamic coefficients of the data sets as well as the above mentioned information.

The listing is currently sent on limited distribution to the following organizations:

NASA AMES	Mr. V. Stevens
NASA MSC	Mr. R. Nelson
G/D Convair	Mr. R. Lenflisi

If copies of this listing are desired, please contact the above or the cognizant SADSAC personnel who, for this data, is:

T. L. Mulkey
Department 2780
Chrysler Corporation Space Division
New Orleans, La. 70129

(504) 255-2304

DATA DISPLAY INDEX

DATA PLOT INDEX

STRAIGHT-WING ORBITER CHARACTERISTICS OUT OF PRESENCE OF BOOSTER

DEPENDENT VARIABLE VS INDEPENDENT VARIABLE

DATASETS PLOTTED	DEPENDENT VARIABLE	INDEPENDENT VARIABLE	PLOT PAGE BEGINNING / ENDING	
OPA001	CL	ALPHA	1	1
OPA001	CDF	ALPHA	2	2
OPA001	CLM	ALPHA	3	3
OPA001	CN	ALPHA	4	4
OPA001	CAF	ALPHA	5	5
OPA001	L/D	ALPHA	6	6
OPA002	CL	ALPHA	7	7
OPA002	CDF	ALPHA	8	8
OPA002	CLM	ALPHA	9	9
OPA002	CN	ALPHA	10	10
OPA002	CAF	ALPHA	11	11
OPA002	L/D	ALPHA	12	12

DELTA-WING ORBITER CHARACTERISTICS OUT OF PRESENCE OF BOOSTER

DEPENDENT VARIABLE VS INDEPENDENT VARIABLE

DATASETS PLOTTED	DEPENDENT VARIABLE	INDEPENDENT VARIABLE	PLOT PAGE BEGINNING / ENDING	
OPA003	CL	ALPHA	13	13
OPA003	CDF	ALPHA	14	14
OPA003	CLM	ALPHA	15	15
OPA003	CN	ALPHA	16	16
OPA003	CAF	ALPHA	17	17
OPA003	L/D	ALPHA	18	18

STRAIGHT-WING ORBITER CHARACTERISTICS OUT OF PRESENCE OF BOOSTER

DEPENDENT VARIABLE VS DEPENDENT VARIABLE

DATASETS PLOTTED	DEPENDENT VARIABLE	DEPENDENT VARIABLE	PLOT PAGE BEGINNING / ENDING	
OPA001	CLM	CN	19	19
OPA002	CLM	CN	20	20

DELTA-WING ORBITER CHARACTERISTICS OUT OF PRESENCE OF BOOSTER

DEPENDENT VARIABLE VS DEPENDENT VARIABLE

DATASETS PLOTTED	DEPENDENT VARIABLE	DEPENDENT VARIABLE	PLOT PAGE BEGINNING / ENDING	
OPA003	CLM	CN	21	21

DATA PLOT INDEX

STRAIGHT-WING ORBITER CHARACTERISTICS IN PRESENCE OF DELTA-WING BOOSTER AT M=1.1

DEPENDENT VARIABLE VS INDEPENDENT VARIABLE.

DATASETS PLOTTED	DEPENDENT VARIABLE	INDEPENDENT VARIABLE	PLOT PAGE BEGINNING / ENDING	
OCA019	CL	XW	22	22
OCA019	CDF	XW	23	23
OCA019	CLM	XW	24	24
OCA019	CN	XW	25	25
OCA019	CAF	XW	26	26
OCA020	CL	XW	27	27
OCA020	CDF	XW	28	28
OCA020	CLM	XW	29	29
OCA020	CN	XW	30	30
OCA020	CAF	XW	31	31
OCA021	CL	XW	32	32
OCA021	CDF	XW	33	33
OCA021	CLM	XW	34	34
OCA021	CN	XW	35	35
OCA021	CAF	XW	36	36
OCA022	CL	XW	37	37
OCA022	CDF	XW	38	38
OCA022	CLM	XW	39	39
OCA022	CN	XW	40	40
OCA022	CAF	XW	41	41
OCA023	CL	XW	42	42
OCA023	CDF	XW	43	43
OCA023	CLM	XW	44	44
OCA023	CN	XW	45	45
OCA023	CAF	XW	46	46
OCA024	CL	XW	47	47
OCA024	CDF	XW	48	48
OCA024	CLM	XW	49	49
OCA024	CN	XW	50	50
OCA024	CAF	XW	51	51
OCA025	CL	XW	52	52
OCA025	CDF	XW	53	53
OCA025	CLM	XW	54	54
OCA025	CN	XW	55	55
OCA025	CAF	XW	56	56
OCA026	CL	XW	57	57
OCA026	CDF	XW	58	58
OCA026	CLM	XW	59	59
OCA026	CN	XW	60	60
OCA026	CAF	XW	61	61

DATA PLOT INDEX

STRAIGHT-WING ORBITER CHARACTERISTICS IN PRESENCE OF DELTA-WING BOOSTER AT M=1.

DEPENDENT VARIABLE VS INDEPENDENT VARIABLE, (FSALFA)

DATASETS PLOTTED	DEPENDENT VARIABLE	INDEPENDENT VARIABLE	PLOT PAGE BEGINNING / ENDING	
OCA003	CL	XW	62	62
OCA003	CDF	XW	63	63
OCA003	CLM	XW	64	64
OCA003	CN	XW	65	65
OCA003	CAF	XW	66	66
OCA051	CL	XW	67	67
OCA051	CDF	XW	68	68
OCA051	CLM	XW	69	69
OCA051	CN	XW	70	70
OCA051	CAF	XW	71	71
OCA053	CL	XW	72	72
OCA053	CDF	XW	73	73
OCA053	CLM	XW	74	74
OCA053	CN	XW	75	75
OCA053	CAF	XW	76	76
OCA052	CL	XW	77	77
OCA052	CDF	XW	78	78
OCA052	CLM	XW	79	79
OCA052	CN	XW	80	80
OCA052	CAF	XW	81	81
OCA009	CL	XW	82	82
OCA009	CDF	XW	83	83
OCA009	CLM	XW	84	84
OCA009	CN	XW	85	85
OCA009	CAF	XW	86	86
OCA008	CL	XW	87	87
OCA008	CDF	XW	88	88
OCA008	CLM	XW	89	89
OCA008	CN	XW	90	90
OCA008	CAF	XW	91	91
OCA010	CL	XW	92	92
OCA010	CDF	XW	93	93
OCA010	CLM	XW	94	94
OCA010	CN	XW	95	95
OCA010	CAF	XW	96	96
OCA012	CL	XW	97	97
OCA012	CDF	XW	98	98
OCA012	CLM	XW	99	99
OCA012	CN	XW	100	100
OCA012	CAF	XW	101	101
OCA013	CL	XW	102	102
OCA013	CDF	XW	103	103
OCA013	CLM	XW	104	104
OCA013	CN	XW	105	105

DATA PLOT INDEX

STRAIGHT-WING ORBITER CHARACTERISTICS IN PRESENCE OF DELTA-WING BOOSTER AT M=1.6

DEPENDENT VARIABLE VS INDEPENDENT VARIABLE

DATASETS PLOTTED	DEPENDENT VARIABLE	INDEPENDENT VARIABLE	PLOT PAGE BEGINNING / ENDING	
OCA013	CAF	XW	106	106
OCA014	CL	XW	107	107
OCA014	CDF	XW	108	108
OCA014	CLM	XW	109	109
OCA014	CN	XW	110	110
OCA014	CAF	XW	111	111
OCA015	CL	XW	112	112
OCA015	CDF	XW	113	113
OCA015	CLM	XW	114	114
OCA015	CN	XW	115	115
OCA015	CAF	XW	116	116
OCA016	CL	XW	117	117
OCA016	CDF	XW	118	118
OCA016	CLM	XW	119	119
OCA016	CN	XW	120	120
OCA016	CAF	XW	121	121
OCA017	CL	XW	122	122
OCA017	CDF	XW	123	123
OCA017	CLM	XW	124	124
OCA017	CN	XW	125	125
OCA017	CAF	XW	126	126

DELTA-WING ORBITER CHARACTERISTICS IN PRESENCE OF DELTA-WING BOOSTER AT M=1.1

DEPENDENT VARIABLE VS INDEPENDENT VARIABLE

DATASETS PLOTTED	DEPENDENT VARIABLE	INDEPENDENT VARIABLE	PLOT PAGE BEGINNING / ENDING	
OCA027	CL	XW	127	127
OCA027	CDF	XW	128	128
OCA027	CLM	XW	129	129
OCA027	CN	XW	130	130
OCA027	CAF	XW	131	131
OCA028	CL	XW	132	132
OCA028	CDF	XW	133	133
OCA028	CLM	XW	134	134
OCA028	CN	XW	135	135
OCA028	CAF	XW	136	136
OCA029	CL	XW	137	137
OCA029	CDF	XW	138	138
OCA029	CLM	XW	139	139
OCA029	CN	XW	140	140
OCA029	CAF	XW	141	141

DATA PLOT INDEX

DELTA-WING ORBITER CHARACTERISTICS IN PRESENCE OF DELTA-WING BOOSTER AT M=1.6

DEPENDENT VARIABLE VS INDEPENDENT VARIABLE

DATASETS PLOTTED	DEPENDENT VARIABLE	INDEPENDENT VARIABLE	PLOT PAGE BEGINNING / ENDING	
OCA031	CL	XW	142	142
OCA031	CDF	XW	143	143
OCA031	CLM	XW	144	144
OCA031	CN	XW	145	145
OCA031	CAF	XW	146	146
OCA032	CL	XW	147	147
OCA032	CDF	XW	148	148
OCA032	CLM	XW	149	149
OCA032	CN	XW	150	150
OCA032	CAF	XW	151	151
OCA033	CL	XW	152	152
OCA033	CDF	XW	153	153
OCA033	CLM	XW	154	154
OCA033	CN	XW	155	155
OCA033	CAF	XW	156	156
OCA034	CL	XW	157	157
OCA034	CDF	XW	158	158
OCA034	CLM	XW	159	159
OCA034	CN	XW	160	160
OCA034	CAF	XW	161	161
OCA035	CL	XW	162	162
OCA035	CDF	XW	163	163
OCA035	CLM	XW	164	164
OCA035	CN	XW	165	165
OCA035	CAF	XW	166	166
OCA036	CL	XW	167	167
OCA036	CDF	XW	168	168
OCA036	CLM	XW	169	169
OCA036	CN	XW	170	170
OCA036	CAF	XW	171	171
OCA037	CL	XW	172	172
OCA037	CDF	XW	173	173
OCA037	CLM	XW	174	174
OCA037	CN	XW	175	175
OCA037	CAF	XW	176	176
OCA038	CL	XW	177	177
OCA038	CDF	XW	178	178
OCA038	CLM	XW	179	179
OCA038	CN	XW	180	180
OCA038	CAF	XW	181	181
OCA039	CL	XW	182	182
OCA039	CDF	XW	183	183
OCA039	CLM	XW	184	184
OCA039	CN	XW	185	185

DATA PLOT INDEX

DELTA-WING ORBITER CHARACTERISTICS IN PRESENCE OF DELTA-WING BOOSTER AT M=1.6

DEPENDENT VARIABLE VS INDEPENDENT VARIABLE

DATASETS PLOTTED	DEPENDENT VARIABLE	INDEPENDENT VARIABLE	PLOT PAGE BEGINNING / ENDING	
OCA039	CAF	XW	186	186
OCA040	CL	XW	187	187
OCA040	CDF	XW	188	188
OCA040	CLM	XW	189	189
OCA040	CN	XW	190	190
OCA040	CAF	XW	191	191
OCA041	CL	XW	192	192
OCA041	CDF	XW	193	193
OCA041	CLM	XW	194	194
OCA041	CN	XW	195	195
OCA041	CAF	XW	196	196
OCA042	CL	XW	197	197
OCA042	CDF	XW	198	198
OCA042	CLM	XW	199	199
OCA042	CN	XW	200	200
OCA042	CAF	XW	201	201

STRAIGHT-WING ORBITER CHARAC. IN PRESENCE OF STRAIGHT-WING BOOSTER AT M=1.6

DEPENDENT VARIABLE VS INDEPENDENT VARIABLE

DATASETS PLOTTED	DEPENDENT VARIABLE	INDEPENDENT VARIABLE	PLOT PAGE BEGINNING / ENDING	
OCA049	CL	XW	202	202
OCA049	CDF	XW	203	203
OCA049	CLM	XW	204	204
OCA049	CN	XW	205	205
OCA049	CAF	XW	206	206
OCA050	CL	XW	207	207
OCA050	CDF	XW	208	208
OCA050	CLM	XW	209	209
OCA050	CN	XW	210	210
OCA050	CAF	XW	211	211

DATA PLOT INDEX

DELTA-WING ORBITER CHARACTERISTICS IN PRESENCE OF STRAIGHT-WING BOOSTER AT M=1.6

DEPENDENT VARIABLE VS INDEPENDENT VARIABLE

DATASETS PLOTTED	DEPENDENT VARIABLE	INDEPENDENT VARIABLE	PLOT PAGE BEGINNING / ENDING	
OCA043	CL	XW	212	212
OCA043	CDF	XW	213	213
OCA043	CLM	XW	214	214
OCA043	CN	XW	215	215
OCA043	CAF	XW	216	216
OCA045	CL	XW	217	217
OCA045	CDF	XW	218	218
OCA045	CLM	XW	219	219
OCA045	CN	XW	220	220
OCA045	CAF	XW	221	221
OCA046	CL	XW	222	222
OCA046	CDF	XW	223	223
OCA046	CLM	XW	224	224
OCA046	CN	XW	225	225
OCA046	CAF	XW	226	226
OCA047	CL	XW	227	227
OCA047	CDF	XW	228	228
OCA047	CLM	XW	229	229
OCA047	CN	XW	230	230
OCA047	CAF	XW	231	231
OCA048	CL	XW	232	232
OCA048	CDF	XW	233	233
OCA048	CLM	XW	234	234
OCA048	CN	XW	235	235
OCA048	CAF	XW	236	236

DELTA-WING BOOSTER AERODYNAMIC CHARAC. OUT OF THE PRESENCE OF THE ORBITER

DEPENDENT VARIABLE VS INDEPENDENT VARIABLE

DATASETS PLOTTED	DEPENDENT VARIABLE	INDEPENDENT VARIABLE	PLOT PAGE BEGINNING / ENDING	
BHA055	CL	ALPHAB	237	237
BHA055	CDF	ALPHAB	238	238
BHA055	CLM	ALPHAB	239	239
BHA055	CN	ALPHAB	240	240
BHA055	CAF	ALPHAB	241	241
BHA055	CA	ALPHAB	242	242
BHA055	L/D	ALPHAB	243	243
BHA055	XLTRM	ALPHAB	244	244

DEPENDENT VARIABLE VS DEPENDENT VARIABLE

DATASETS PLOTTED	DEPENDENT VARIABLE	DEPENDENT VARIABLE	PLOT PAGE BEGINNING / ENDING	
BHA055	CLM	CN	245	245

DATA PLOT INDEX

STRAIGHT-WING BOOSTER AERODYNAMIC CHARAC. OUT OF THE PRESENCE OF THE ORBITER

DEPENDENT VARIABLE VS INDEPENDENT VARIABLE

DATASETS PLOTTED	DEPENDENT VARIABLE	INDEPENDENT VARIABLE	PLOT PAGE BEGINNING / ENDING	
BHA044	CL	ALPHAB	246	246
BHA044	CDF	ALPHAB	247	247
BHA044	CLM	ALPHAB	248	248
BHA044	CN	ALPHAB	249	249
BHA044	CAF	ALPHAB	250	250
BHA044	CA	ALPHAB	251	251
BHA044	L/D	ALPHAB	252	252
BHA044	XLTRM	ALPHAB	253	253

DEPENDENT VARIABLE VS DEPENDENT VARIABLE

DATASETS PLOTTED	DEPENDENT VARIABLE	DEPENDENT VARIABLE	PLOT PAGE BEGINNING / ENDING	
BHA044	CLM	CN	254	254

DATA PLOT INDEX

DELTA-WING BOOSTER CHARACTERISTICS IN PRESENCE OF STRAIGHT-WING ORBITER AT M=1.1

DEPENDENT VARIABLE VS INDEPENDENT VARIABLE

DATASETS PLOTTED	DEPENDENT VARIABLE	INDEPENDENT VARIABLE	PLOT PAGE BEGINNING / ENDING	
BHA019	CLM	XW	255	255
BHA019	CN	XW	256	256
BHA019	CAF	XW	257	257
BHA019	CA	XW	258	258
BHA019	XLTRM	XW	259	259
BHA020	CLM	XW	260	260
BHA020	CN	XW	261	261
BHA020	CAF	XW	262	262
BHA020	CA	XW	263	263
BHA020	XLTRM	XW	264	264
BHA021	CLM	XW	265	265
BHA021	CN	XW	266	266
BHA021	CAF	XW	267	267
BHA021	CA	XW	268	268
BHA021	XLTRM	XW	269	269
BHA022	CLM	XW	270	270
BHA022	CN	XW	271	271
BHA022	CAF	XW	272	272
BHA022	CA	XW	273	273
BHA022	XLTRM	XW	274	274
BHA023	CLM	XW	275	275
BHA023	CN	XW	276	276
BHA023	CAF	XW	277	277
BHA023	CA	XW	278	278
BHA023	XLTRM	XW	279	279
BHA024	CLM	XW	280	280
BHA024	CN	XW	281	281
BHA024	CAF	XW	282	282
BHA024	CA	XW	283	283
BHA024	XLTRM	XW	284	284
BHA025	CLM	XW	285	285
BHA025	CN	XW	286	286
BHA025	CAF	XW	287	287
BHA025	CA	XW	288	288
BHA025	XLTRM	XW	289	289
BHA026	CLM	XW	290	290
BHA026	CN	XW	291	291
BHA026	CAF	XW	292	292
BHA026	CA	XW	293	293
BHA026	XLTRM	XW	294	294

DATA PLOT INDEX

DELTA-WING BOOSTER CHARACTERISTICS IN PRESENCE OF STRAIGHT-WING ORBITER AT M=1.6

DEPENDENT VARIABLE VS INDEPENDENT VARIABLE

DATASETS PLOTTED	DEPENDENT VARIABLE	INDEPENDENT VARIABLE	PLOT PAGE BEGINNING / ENDING	
BHA003	CLM	XW	295	295
BHA003	CN	XW	296	296
BHA003	CAF	XW	297	297
BHA003	CA	XW	298	298
BHA003	XLTRM	XW	299	299
BHA051	CLM	XW	300	300
BHA051	CN	XW	301	301
BHA051	CAF	XW	302	302
BHA051	CA	XW	303	303
BHA051	XLTRM	XW	304	304
BHA053	CLM	XW	305	305
BHA053	CN	XW	306	306
BHA053	CAF	XW	307	307
BHA053	CA	XW	308	308
BHA053	XLTRM	XW	309	309
BHA052	CLM	XW	310	310
BHA052	CN	XW	311	311
BHA052	CAF	XW	312	312
BHA052	CA	XW	313	313
BHA052	XLTRM	XW	314	314
BHA009	CLM	XW	315	315
BHA009	CN	XW	316	316
BHA009	CAF	XW	317	317
BHA009	CA	XW	318	318
BHA009	XLTRM	XW	319	319
BHA008	CLM	XW	320	320
BHA008	CN	XW	321	321
BHA008	CAF	XW	322	322
BHA008	CA	XW	323	323
BHA008	XLTRM	XW	324	324
BHA010	CLM	XW	325	325
BHA010	CN	XW	326	326
BHA010	CAF	XW	327	327
BHA010	CA	XW	328	328
BHA010	XLTRM	XW	329	329
BHA012	CLM	XW	330	330
BHA012	CN	XW	331	331
BHA012	CAF	XW	332	332
BHA012	CA	XW	333	333
BHA012	XLTRM	XW	334	334
BHA013	CLM	XW	335	335
BHA013	CN	XW	336	336
BHA013	CAF	XW	337	337
BHA013	CA	XW	338	338

DATA PLOT INDEX

DELTA-WING BOOSTER CHARACTERISTICS IN PRESENCE OF STRAIGHT-WING ORBITER AT M=1.0

DEPENDENT VARIABLE VS INDEPENDENT VARIABLE

DATASETS PLOTTED	DEPENDENT VARIABLE	INDEPENDENT VARIABLE	PLOT PAGE BEGINNING / ENDING	
BHA013	XLTRM	XW	339	339
BHA014	CLM	XW	340	340
BHA014	CN	XW	341	341
BHA014	CAF	XW	342	342
BHA014	CA	XW	343	343
BHA014	XLTRM	XW	344	344
BHA015	CLM	XW	345	345
BHA015	CN	XW	346	346
BHA015	CAF	XW	347	347
BHA015	CA	XW	348	348
BHA015	XLTRM	XW	349	349
BHA016	CLM	XW	350	350
BHA016	CN	XW	351	351
BHA016	CAF	XW	352	352
BHA016	CA	XW	353	353
BHA016	XLTRM	XW	354	354
BHA017	CLM	XW	355	355
BHA017	CN	XW	356	356
BHA017	CAF	XW	357	357
BHA017	CA	XW	358	358
BHA017	XLTRM	XW	359	359

DATA PLOT INDEX

STRAIGHT-WING BOOSTER CHARACTERISTICS IN PRESENCE OF DELTA-WING ORBITER AT M=1.6

DEPENDENT VARIABLE VS INDEPENDENT VARIABLE

DATASETS PLOTTED	DEPENDENT VARIABLE	INDEPENDENT VARIABLE	PLOT PAGE BEGINNING / ENDING	
BHA043	CLM	XW	360	360
BHA043	CN	XW	361	361
BHA043	CAF	XW	362	362
BHA043	CA	XW	363	363
BHA043	XLTRM	XW	364	364
BHA045	CLM	XW	365	365
BHA045	CN	XW	366	366
BHA045	CAF	XW	367	367
BHA045	CA	XW	368	368
BHA045	XLTRM	XW	369	369
BHA046	CLM	XW	370	370
BHA046	CN	XW	371	371
BHA046	CAF	XW	372	372
BHA046	CA	XW	373	373
BHA046	XLTRM	XW	374	374
BHA047	CLM	XW	375	375
BHA047	CN	XW	376	376
BHA047	CAF	XW	377	377
BHA047	CA	XW	378	378
BHA047	XLTRM	XW	379	379
BHA048	CLM	XW	380	380
BHA048	CN	XW	381	381
BHA048	CAF	XW	382	382
BHA048	CA	XW	383	383
BHA048	XLTRM	XW	384	384

DELTA-WING BOOSTER CHARACTERISTICS IN PRESENCE OF DELTA-WING ORBITER AT M=1.1

DEPENDENT VARIABLE VS INDEPENDENT VARIABLE

DATASETS PLOTTED	DEPENDENT VARIABLE	INDEPENDENT VARIABLE	PLOT PAGE BEGINNING / ENDING	
BHA027	CLM	XW	385	385
BHA027	CN	XW	386	386
BHA027	CAF	XW	387	387
BHA027	CA	XW	388	388
BHA027	XLTRM	XW	389	389
BHA028	CLM	XW	390	390
BHA028	CN	XW	391	391
BHA028	CAF	XW	392	392
BHA028	CA	XW	393	393
BHA028	XLTRM	XW	394	394
BHA029	CLM	XW	395	395
BHA029	CN	XW	396	396
BHA029	CAF	XW	397	397
BHA029	CA	XW	398	398
BHA029	XLTRM	XW	399	399

DATA PLOT INDEX

DELTA-WING BOOSTER CHARACTERISTICS IN PRESENCE OF DELTA-WING ORBITER AT M=1.6

DEPENDENT VARIABLE VS INDEPENDENT VARIABLE

DATASETS PLOTTED	DEPENDENT VARIABLE	INDEPENDENT VARIABLE	PLOT PAGE BEGINNING / ENDING	
BHA031	CLM	XW	400	400
BHA031	CN	XW	401	401
BHA031	CAF	XW	402	402
BHA031	CA	XW	403	403
BHA031	XLTRM	XW	404	404
BHA032	CLM	XW	405	405
BHA032	CN	XW	406	406
BHA032	CAF	XW	407	407
BHA032	CA	XW	408	408
BHA032	XLTRM	XW	409	409
BHA033	CLM	XW	410	410
BHA033	CN	XW	411	411
BHA033	CAF	XW	412	412
BHA033	CA	XW	413	413
BHA033	XLTRM	XW	414	414
BHA034	CLM	XW	415	415
BHA034	CN	XW	416	416
BHA034	CAF	XW	417	417
BHA034	CA	XW	418	418
BHA034	XLTRM	XW	419	419
BHA035	CLM	XW	420	420
BHA035	CN	XW	421	421
BHA035	CAF	XW	422	422
BHA035	CA	XW	423	423
BHA035	XLTRM	XW	424	424
BHA036	CLM	XW	425	425
BHA036	CN	XW	426	426
BHA036	CAF	XW	427	427
BHA036	CA	XW	428	428
BHA036	XLTRM	XW	429	429
BHA037	CLM	XW	430	430
BHA037	CN	XW	431	431
BHA037	CAF	XW	432	432
BHA037	CA	XW	433	433
BHA037	XLTRM	XW	434	434
BHA038	CLM	XW	435	435
BHA038	CN	XW	436	436
BHA038	CAF	XW	437	437
BHA038	CA	XW	438	438
BHA038	XLTRM	XW	439	439
BHA039	CLM	XW	440	440
BHA039	CN	XW	441	441
BHA039	CAF	XW	442	442
BHA039	CA	XW	443	443

DATA PLOT INDEX

DELTA-WING BOOSTER CHARACTERISTICS IN PRESENCE OF DELTA-WING ORBITER AT M=1.6

DEPENDENT VARIABLE VS INDEPENDENT VARIABLE

DATASETS PLOTTED	DEPENDENT VARIABLE	INDEPENDENT VARIABLE	PLOT PAGE BEGINNING / ENDING	
BHAD39	XLTRM	XW	444	444
BHAD40	CLM	XW	445	445
BHAD40	CN	XW	446	446
BHAD40	CAF	XW	447	447
BHAD40	CA	XW	448	448
BHAD40	XLTRM	XW	449	449
BHAD41	CLM	XW	450	450
BHAD41	CN	XW	451	451
BHAD41	CAF	XW	452	452
BHAD41	CA	XW	453	453
BHAD41	XLTRM	XW	454	454
BHAD42	CLM	XW	455	455
BHAD42	CN	XW	456	456
BHAD42	CAF	XW	457	457
BHAD42	CA	XW	458	458
BHAD42	XLTRM	XW	459	459

STRAIGHT-WING BOOSTER CHARAC. IN PRESENCE OF STRAIGHT-WING ORBITER AT M=1.6

DEPENDENT VARIABLE VS INDEPENDENT VARIABLE

DATASETS PLOTTED	DEPENDENT VARIABLE	INDEPENDENT VARIABLE	PLOT PAGE BEGINNING / ENDING	
BHAD49	CLM	XW	460	460
BHAD49	CN	XW	461	461
BHAD49	CAF	XW	462	462
BHAD49	CA	XW	463	463
BHAD49	XLTRM	XW	464	464
BHAD50	CLM	XW	465	465
BHAD50	CN	XW	466	466
BHAD50	CAF	XW	467	467
BHAD50	CA	XW	468	468
BHAD50	XLTRM	XW	469	469

DATA PLOT INDEX

EFFECT OF BOOSTER ANGLE OF ATTACK ON ORBITER CHARACTERISTICS AT M=1.6

DEPENDENT VARIABLE VS INDEPENDENT VARIABLE

DATASETS PLOTTED:

00A009 00A008 00A012

DEPENDENT VARIABLE	INDEPENDENT VARIABLE	PLOT PAGE BEGINNING / ENDING	
CLM	XW	470	471
CN	XW	472	473

DATASETS PLOTTED:

00A003 00A051 00A053

DEPENDENT VARIABLE	INDEPENDENT VARIABLE	PLOT PAGE BEGINNING / ENDING	
CLM	XW	474	475
CN	XW	476	477

DATASETS PLOTTED:

00A013 00A014 00A015

DEPENDENT VARIABLE	INDEPENDENT VARIABLE	PLOT PAGE BEGINNING / ENDING	
CLM	XW	478	479
CN	XW	480	481

DATASETS PLOTTED:

00A016 00A017

DEPENDENT VARIABLE	INDEPENDENT VARIABLE	PLOT PAGE BEGINNING / ENDING	
CLM	XW	482	483
CN	XW	484	485

DATA PLOT INDEX

EFFECT OF BOOSTER ANGLE OF ATTACK ON ORBITER CHARACTERISTICS AT M=1.6

DEPENDENT VARIABLE VS INDEPENDENT VARIABLE

DATASETS PLOTTED:

00A031 00A032 00A033

DEPENDENT VARIABLE	INDEPENDENT VARIABLE	PLOT PAGE BEGINNING / ENDING	
CLM	XW	486	487
CN	XW	488	489

DATASETS PLOTTED:

00A039 00A040 00A041

DEPENDENT VARIABLE	INDEPENDENT VARIABLE	PLOT PAGE BEGINNING / ENDING	
CLM	XW	490	491
CN	XW	492	493

DATASETS PLOTTED:

00A035 00A036 00A038

DEPENDENT VARIABLE	INDEPENDENT VARIABLE	PLOT PAGE BEGINNING / ENDING	
CLM	XW	494	495
CN	XW	496	497

DATASETS PLOTTED:

00A043 00A045 00A046

DEPENDENT VARIABLE	INDEPENDENT VARIABLE	PLOT PAGE BEGINNING / ENDING	
CLM	XW	498	499
CN	XW	500	501

DATA PLOT INDEX

EFFECT OF BOOSTER ANGLE OF ATTACK ON ORBITER CHARACTERISTICS AT $M=1.6$

DEPENDENT VARIABLE VS INDEPENDENT VARIABLE

DATASETS PLOTTED:

00A047 00A048

DEPENDENT VARIABLE	INDEPENDENT VARIABLE	PLOT PAGE BEGINNING / ENDING	
CLM	XW	502	503
CN	XW	504	505

DATASETS PLOTTED:

00A049 00A050

DEPENDENT VARIABLE	INDEPENDENT VARIABLE	PLOT PAGE BEGINNING / ENDING	
CLM	XW	506	507
CN	XW	508	509

EFFECT OF BOOSTER ANGLE OF ATTACK ON ORBITER CHARACTERISTICS AT $M=1.1$

DEPENDENT VARIABLE VS INDEPENDENT VARIABLE

DATASETS PLOTTED:

00A019 00A020 00A021

DEPENDENT VARIABLE	INDEPENDENT VARIABLE	PLOT PAGE BEGINNING / ENDING	
CLM	XW	510	511
CN	XW	512	513

DATASETS PLOTTED:

00A023 00A024 00A026

DEPENDENT VARIABLE	INDEPENDENT VARIABLE	PLOT PAGE BEGINNING / ENDING	
CLM	XW	514	515
CN	XW	516	517

DATA PLOT INDEX

EFFECT OF BOOSTER ANGLE OF ATTACK ON ORBITER CHARACTERISTICS AT M=1.1

DEPENDENT VARIABLE VS INDEPENDENT VARIABLE

DATASETS PLOTTED:

00A027 00A028 00A029

DEPENDENT VARIABLE	INDEPENDENT VARIABLE	PLOT PAGE BEGINNING / ENDING	
CLM	XW	518	519
CN	XW	520	521

EFFECT OF ORBITER ANGLE OF ATTACK ON ORBITER CHARACTERISTICS AT M=1.1

DEPENDENT VARIABLE VS INDEPENDENT VARIABLE

DATASETS PLOTTED:

00A019 00A024

DEPENDENT VARIABLE	INDEPENDENT VARIABLE	PLOT PAGE BEGINNING / ENDING	
CLM	XW	522	523
CN	XW	524	525

DATASETS PLOTTED:

00A021 00A026

DEPENDENT VARIABLE	INDEPENDENT VARIABLE	PLOT PAGE BEGINNING / ENDING	
CLM	XW	526	527
CN	XW	528	529

EFFECT OF ORBITER ANGLE OF ATTACK ON ORBITER CHARACTERISTICS AT M=1.6

DEPENDENT VARIABLE VS INDEPENDENT VARIABLE

DATASETS PLOTTED:

00A051 00A010 00A013

DEPENDENT VARIABLE	INDEPENDENT VARIABLE	PLOT PAGE BEGINNING / ENDING	
CLM	XW	530	531
CN	XW	532	533

DATA PLOT INDEX

EFFECT OF ORBITER ANGLE OF ATTACK ON ORBITER CHARACTERISTICS AT M=1.6

DEPENDENT VARIABLE VS INDEPENDENT VARIABLE

DATASETS PLOTTED:

00A053 00A012 00A016

DEPENDENT VARIABLE	INDEPENDENT VARIABLE	PLOT PAGE BEGINNING / ENDING	
CLM	XW	534	535
CN	XW	536	537

DATASETS PLOTTED:

00A032 00A037 00A039

DEPENDENT VARIABLE	INDEPENDENT VARIABLE	PLOT PAGE BEGINNING / ENDING	
CLM	XW	538	539
CN	XW	540	541

DATASETS PLOTTED:

00A033 00A038 00A042

DEPENDENT VARIABLE	INDEPENDENT VARIABLE	PLOT PAGE BEGINNING / ENDING	
CLM	XW	542	543
CN	XW	544	545

DATASETS PLOTTED:

00A045 00A047

DEPENDENT VARIABLE	INDEPENDENT VARIABLE	PLOT PAGE BEGINNING / ENDING	
CLM	XW	546	547
CN	XW	548	549

DATASETS PLOTTED:

00A046 00A048

DEPENDENT VARIABLE	INDEPENDENT VARIABLE	PLOT PAGE BEGINNING / ENDING	
CLM	XW	550	551
CN	XW	552	553

DATA PLOT INDEX

STRAIGHT-WING ORBITER CHARAC. VS ALPHA AT M=1.6, WITH DELTA BOOSTER ALPHA=10.

DEPENDENT VARIABLE VS PARAMETRIC VARIABLE

DATASETS PLOTTED:

ORA012 ORA053 ORA014 ORA016

DEPENDENT VARIABLE	PARAMETRIC VARIABLE	PLOT PAGE BEGINNING / ENDING	
CLM	ALPHA0	554	554
CN	ALPHA0	555	555

DATASETS PLOTTED:

OKA012 OKA053 OKA014 OKA016

DEPENDENT VARIABLE	PARAMETRIC VARIABLE	PLOT PAGE BEGINNING / ENDING	
CLM	ALPHA0	556	556
CN	ALPHA0	557	557

DELTA-WING ORBITER CHARAC. VS ALPHA AT M=1.6, WITH DELTA BOOSTER ALPHA=10.

DEPENDENT VARIABLE VS PARAMETRIC VARIABLE

DATASETS PLOTTED:

ORA038 ORA033 ORA040 ORA042

DEPENDENT VARIABLE	PARAMETRIC VARIABLE	PLOT PAGE BEGINNING / ENDING	
CLM	ALPHA0	558	558
CN	ALPHA0	559	559

DATASETS PLOTTED:

OKA038 OKA033 OKA040 OKA042

DEPENDENT VARIABLE	PARAMETRIC VARIABLE	PLOT PAGE BEGINNING / ENDING	
CLM	ALPHA0	560	560
CN	ALPHA0	561	561

EFFECT OF BOOSTER ANGLE OF ATTACK ON BOOSTER CHARACTERISTICS AT M=1.6

DEPENDENT VARIABLE VS INDEPENDENT VARIABLE

DATASETS PLOTTED:

BOA009 BOA008 BOA012

DEPENDENT VARIABLE	INDEPENDENT VARIABLE	PLOT PAGE BEGINNING / ENDING	
CLM	XW	562	563
CN	XW	564	565

DATA PLOT INDEX

EFFECT OF BOOSTER ANGLE OF ATTACK ON BOOSTER CHARACTERISTICS AT $M=1.6$

DEPENDENT VARIABLE VS INDEPENDENT VARIABLE

DATASETS PLOTTED:

BOA003 BOA051 BOA053

DEPENDENT VARIABLE	INDEPENDENT VARIABLE	PLOT PAGE BEGINNING / ENDING	
CLM	XW	566	567
CN	XW	568	569

DATASETS PLOTTED:

BOA013 BOA014 BOA015

DEPENDENT VARIABLE	INDEPENDENT VARIABLE	PLOT PAGE BEGINNING / ENDING	
CLM	XW	570	571
CN	XW	572	573

DATASETS PLOTTED:

BOA016 BOA017

DEPENDENT VARIABLE	INDEPENDENT VARIABLE	PLOT PAGE BEGINNING / ENDING	
CLM	XW	574	575
CN	XW	576	577

DATASETS PLOTTED:

BOA031 BOA032 BOA033

DEPENDENT VARIABLE	INDEPENDENT VARIABLE	PLOT PAGE BEGINNING / ENDING	
CLM	XW	578	579
CN	XW	580	581

DATASETS PLOTTED:

BOA035 BOA036 BOA038

DEPENDENT VARIABLE	INDEPENDENT VARIABLE	PLOT PAGE BEGINNING / ENDING	
CLM	XW	582	583
CN	XW	584	585

DATA PLOT INDEX

EFFECT OF BOOSTER ANGLE OF ATTACK ON BOOSTER CHARACTERISTICS AT M=1.6

DEPENDENT VARIABLE VS INDEPENDENT VARIABLE

DATASETS PLOTTED:

BOA039 BOA040 BOA041

DEPENDENT VARIABLE	INDEPENDENT VARIABLE	PLOT PAGE BEGINNING / ENDING	
CLM	XW	586	587
CN	XW	588	589

DATASETS PLOTTED:

BOA043 BOA045 BOA046

DEPENDENT VARIABLE	INDEPENDENT VARIABLE	PLOT PAGE BEGINNING / ENDING	
CLM	XW	590	591
CN	XW	592	593

DATASETS PLOTTED:

BOA047 BOA048

DEPENDENT VARIABLE	INDEPENDENT VARIABLE	PLOT PAGE BEGINNING / ENDING	
CLM	XW	594	595
CN	XW	596	597

DATASETS PLOTTED:

BOA049 BOA050

DEPENDENT VARIABLE	INDEPENDENT VARIABLE	PLOT PAGE BEGINNING / ENDING	
CLM	XW	598	599
CN	XW	600	601

EFFECT OF BOOSTER ANGLE OF ATTACK ON BOOSTER CHARACTERISTICS AT M=1.1

DEPENDENT VARIABLE VS INDEPENDENT VARIABLE

DATASETS PLOTTED:

BOA019 BOA020 BOA021

DEPENDENT VARIABLE	INDEPENDENT VARIABLE	PLOT PAGE BEGINNING / ENDING	
CLM	XW	602	603
CN	XW	604	605

DATA PLOT INDEX

EFFECT OF BOOSTER ANGLE OF ATTACK ON BOOSTER CHARACTERISTICS AT $M=1.1$

DEPENDENT VARIABLE VS INDEPENDENT VARIABLE

DATASETS PLOTTED:

BOA023 BOA024 BOA026

DEPENDENT VARIABLE	INDEPENDENT VARIABLE	PLOT PAGE BEGINNING / ENDING	
CLM	XW	606	607
CN	XW	608	609

DATASETS PLOTTED:

BOA027 BOA028 BOA029

DEPENDENT VARIABLE	INDEPENDENT VARIABLE	PLOT PAGE BEGINNING / ENDING	
CLM	XW	610	611
CN	XW	612	613

DATASETS PLOTTED:

BOA019 BOA024

DEPENDENT VARIABLE	INDEPENDENT VARIABLE	PLOT PAGE BEGINNING / ENDING	
CLM	XW	614	615
CN	XW	616	617

EFFECT OF ORBITER ANGLE OF ATTACK ON BOOSTER CHARACTERISTICS AT $M=1.1$

DEPENDENT VARIABLE VS INDEPENDENT VARIABLE

DATASETS PLOTTED:

BOA021 BOA026

DEPENDENT VARIABLE	INDEPENDENT VARIABLE	PLOT PAGE BEGINNING / ENDING	
CLM	XW	618	619
CN	XW	620	621

DATA PLOT INDEX

EFFECT OF ORBITER ANGLE OF ATTACK ON BOOSTER CHARACTERISTICS AT $M=1.6$

DEPENDENT VARIABLE VS INDEPENDENT VARIABLE,

DATASETS PLOTTED:

BOA051 BOA010 BOA013

DEPENDENT VARIABLE	INDEPENDENT VARIABLE	PLOT PAGE BEGINNING / ENDING	
CLM	XW	622	623
CN	XW	624	625

DATASETS PLOTTED:

BOA053 BOA012 BOA016

DEPENDENT VARIABLE	INDEPENDENT VARIABLE	PLOT PAGE BEGINNING / ENDING	
CLM	XW	626	627
CN	XW	628	629

EFFECT OF ORBITER ANGLE OF ATTACK ON BOOSTER CHARACTERISTICS AT $M=1.6$

DEPENDENT VARIABLE VS INDEPENDENT VARIABLE

DATASETS PLOTTED:

BOA032 BOA037 BOA039

DEPENDENT VARIABLE	INDEPENDENT VARIABLE	PLOT PAGE BEGINNING / ENDING	
CLM	XW	630	631
CN	XW	632	633

DATASETS PLOTTED:

BOA033 BOA038 BOA042

DEPENDENT VARIABLE	INDEPENDENT VARIABLE	PLOT PAGE BEGINNING / ENDING	
CLM	XW	634	635
CN	XW	636	637

DATA PLOT INDEX

EFFECT OF ORBITER ANGLE OF ATTACK ON BOOSTER CHARACTERISTICS AT $M=1.6$

DEPENDENT VARIABLE VS INDEPENDENT VARIABLE

DATASETS PLOTTED:

BOA045 BOA047

DEPENDENT VARIABLE	INDEPENDENT VARIABLE	PLOT PAGE	
		BEGINNING	ENDING
CLM	XW	638	639
CN	XW	640	641

DATASETS PLOTTED:

BOA046 BOA048

DEPENDENT VARIABLE	INDEPENDENT VARIABLE	PLOT PAGE	
		BEGINNING	ENDING
CLM	XW	642	643
CN	XW	644	645

BOOSTER CHARAC. VS ALPHA AT $M=1.6$ WITH CONSTANT ORBITER ALPHA

DEPENDENT VARIABLE VS INDEPENDENT VARIABLE

DATASETS PLOTTED:

BAA001 BAA002 BAA003 BAA004 BNA055

DEPENDENT VARIABLE	INDEPENDENT VARIABLE	PLOT PAGE	
		BEGINNING	ENDING
CLM	ALPHAB	646	646
CN	ALPHAB	647	647

BOOSTER CHARAC. VS ALPHA AT $M=1.6$ WITH ORBITER AT SAME ALPHA AS BOOSTER

DEPENDENT VARIABLE VS INDEPENDENT VARIABLE

DATASETS PLOTTED:

BAA005 BAA006 BAA007 BAA008 BNA055

DEPENDENT VARIABLE	INDEPENDENT VARIABLE	PLOT PAGE	
		BEGINNING	ENDING
CLM	ALPHAB	648	648
CN	ALPHAB	649	649

DATA PLOT INDEX

BOOSTER CHARAC. VS ALPHA AT M=1.6 WITH CONSTANT ORBITER ALPHA

DEPENDENT VARIABLE VS INDEPENDENT VARIABLE

DATASETS PLOTTED:

BAA009 BAA010 BAA011 BAA012 BNA055

DEPENDENT VARIABLE	INDEPENDENT VARIABLE	PLOT PAGE BEGINNING / ENDING	
CLM	ALPHAB	650	650
CN	ALPHAB	651	651

BOOSTER CHARAC. VS ALPHA AT M=1.6 WITH ORBITER AT SAME ALPHA AS BOOSTER

DEPENDENT VARIABLE VS INDEPENDENT VARIABLE

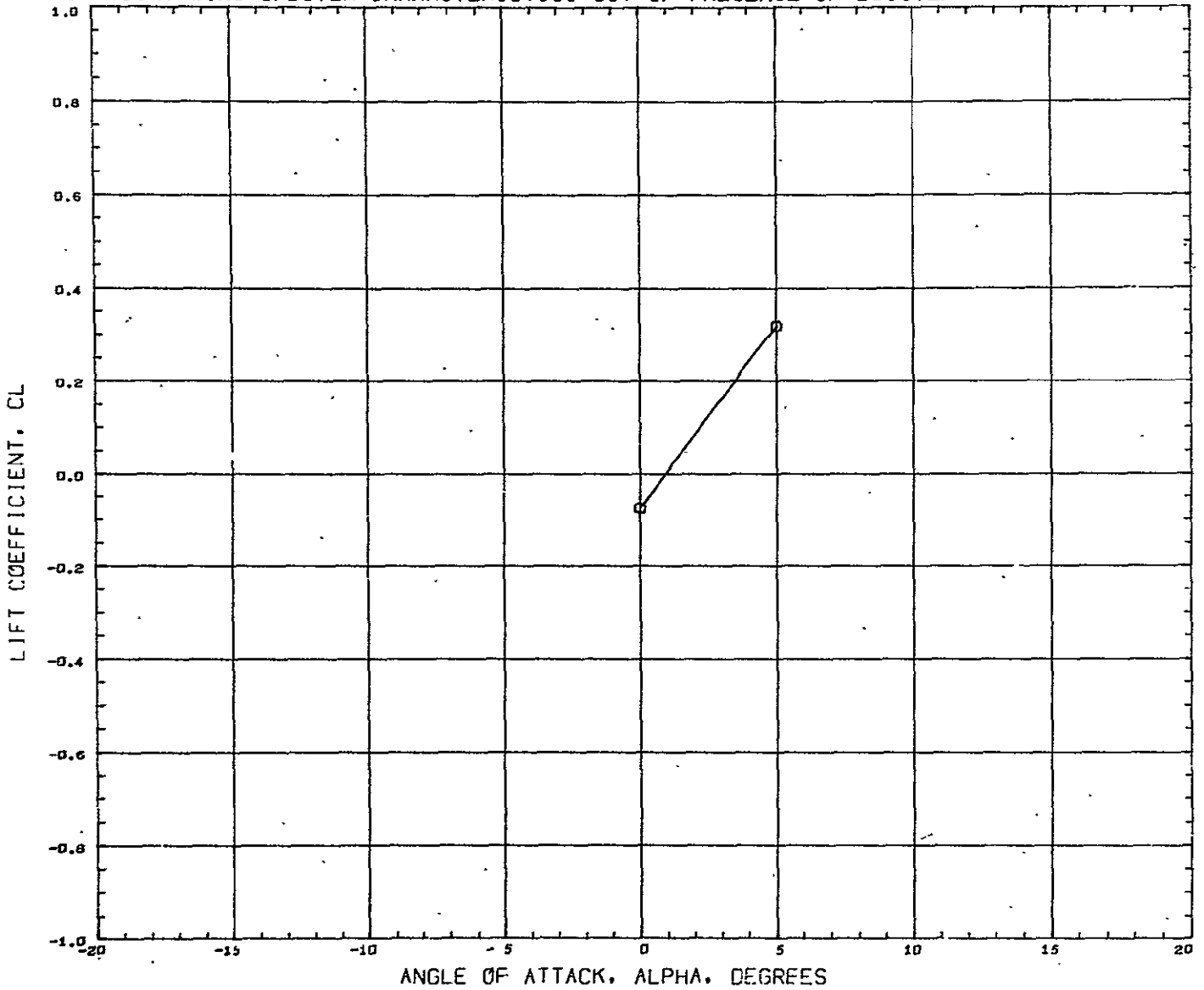
DATASETS PLOTTED:

BAA013 BAA014 BAA015 BAA016 BNA055

DEPENDENT VARIABLE	INDEPENDENT VARIABLE	PLOT PAGE BEGINNING / ENDING	
CLM	ALPHAB	652	652
CN	ALPHAB	653	653

DATA

STRAIGHT-WING ORBITER CHARACTERISTICS OUT OF PRESENCE OF BOOSTER

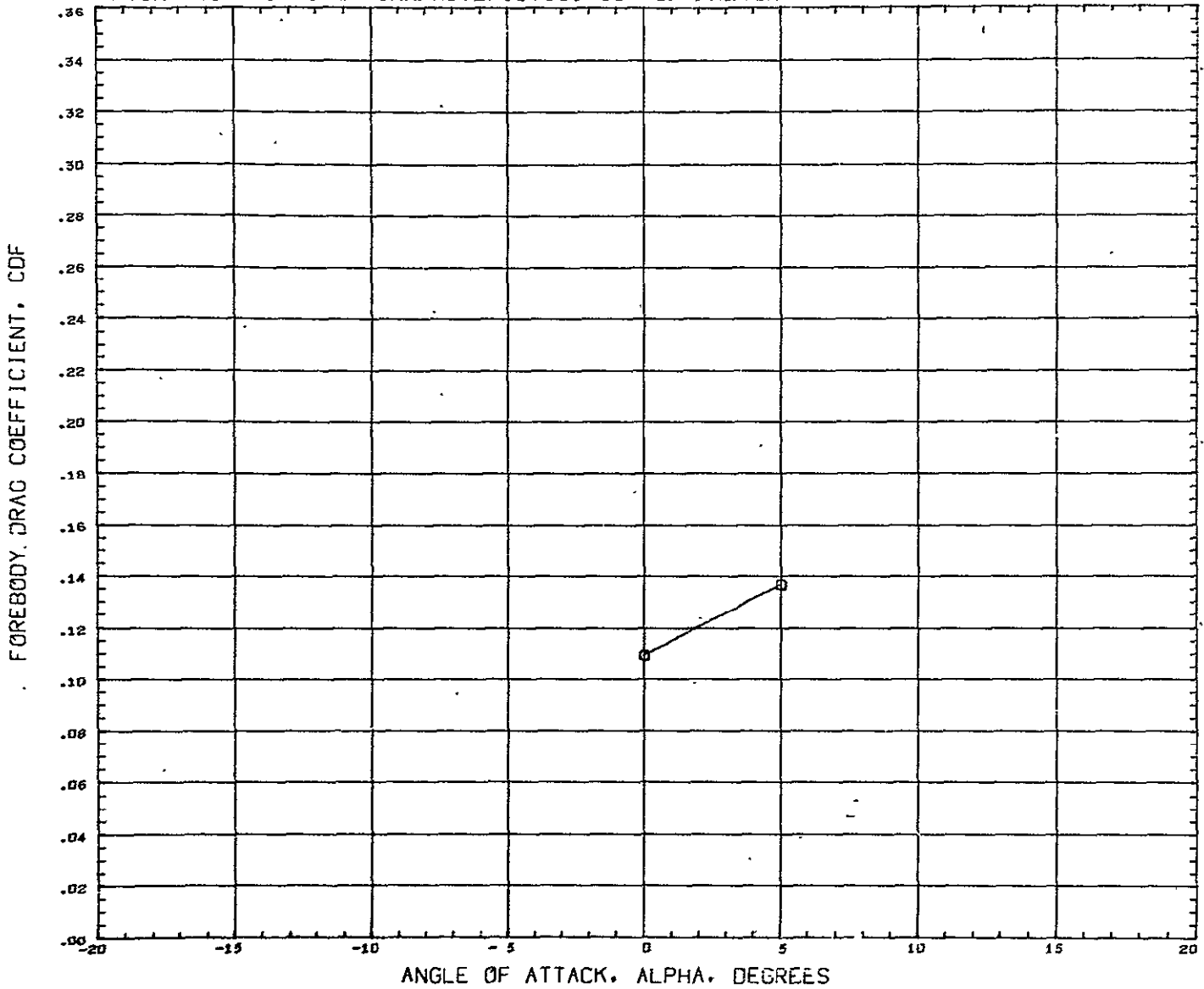


SYMBOL MACH BETA PARAMETRIC VALUES
 O 1.100 0.000 HORIZTL 0.000

REFERENCE INFORMATION
 REFS 5.4400 SQ IN
 RETL 1.1302 IN
 REFL 5.2150 IN
 XMRP 4.5255 IN
 YMRP 0.0000 IN
 ZMRP 0.6510 IN
 SCALE 0.0035

DATA HIST. CODE #EVMH#G

STRAIGHT-WING ORBITER CHARACTERISTICS OUT OF PRESENCE OF BOOSTER

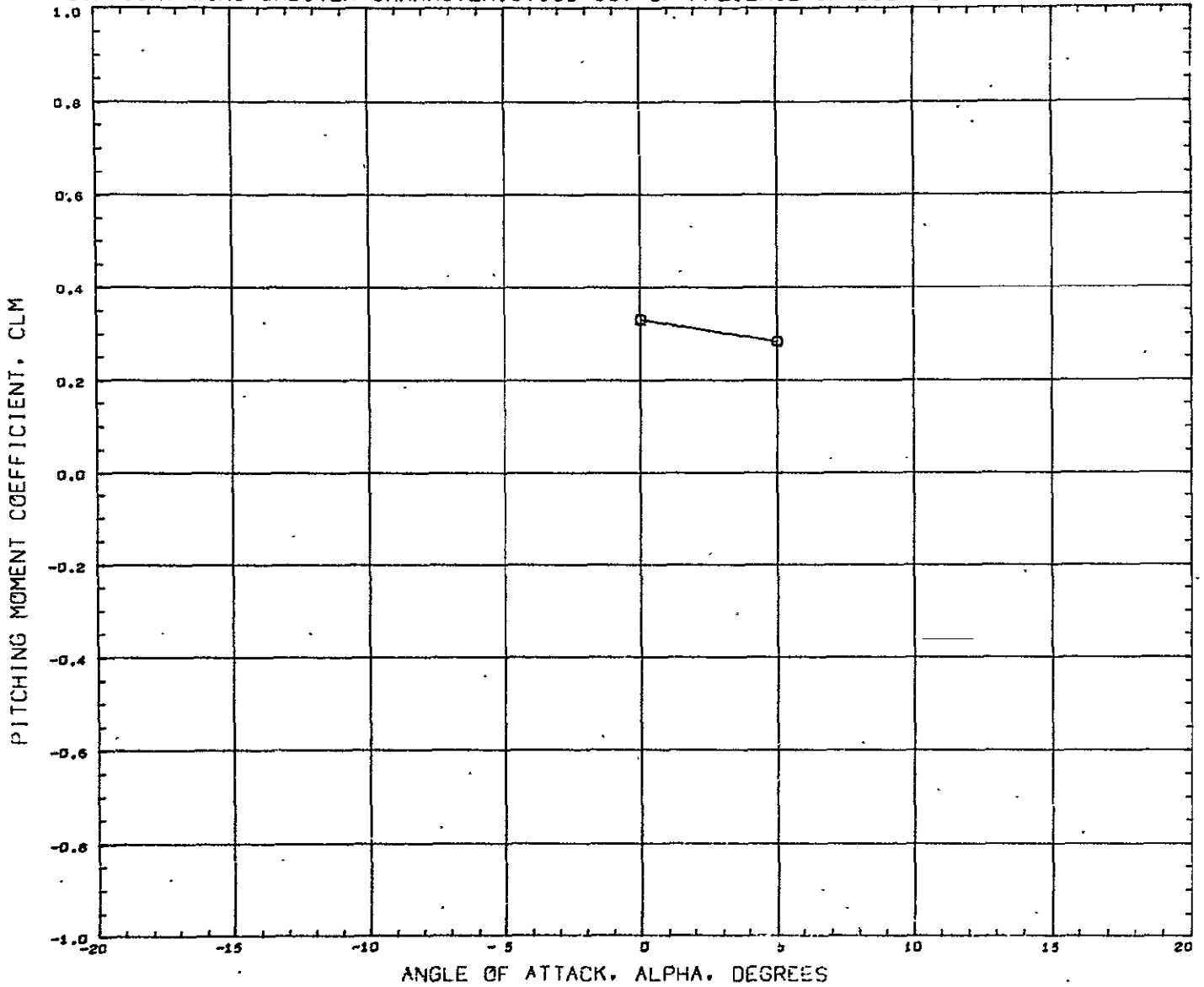


SYMBOL MACH BETA PARAMETRIC VALUES
 O 1.100 0.000 HORZTL 0.000

REFERENCE INFORMATION
 REFQ 5.4400 SQ IN
 REFL 1.1302 IN
 REFB 5.2150 IN
 XMRP 4.5255 IN
 YMRP 0.0000 IN
 ZMRP 0.6510 IN
 SCALE 0.0035

DATA HIST. CODE #EVNMM#G

STRAIGHT-WING ORBITER CHARACTERISTICS OUT OF PRESENCE OF BOOSTER

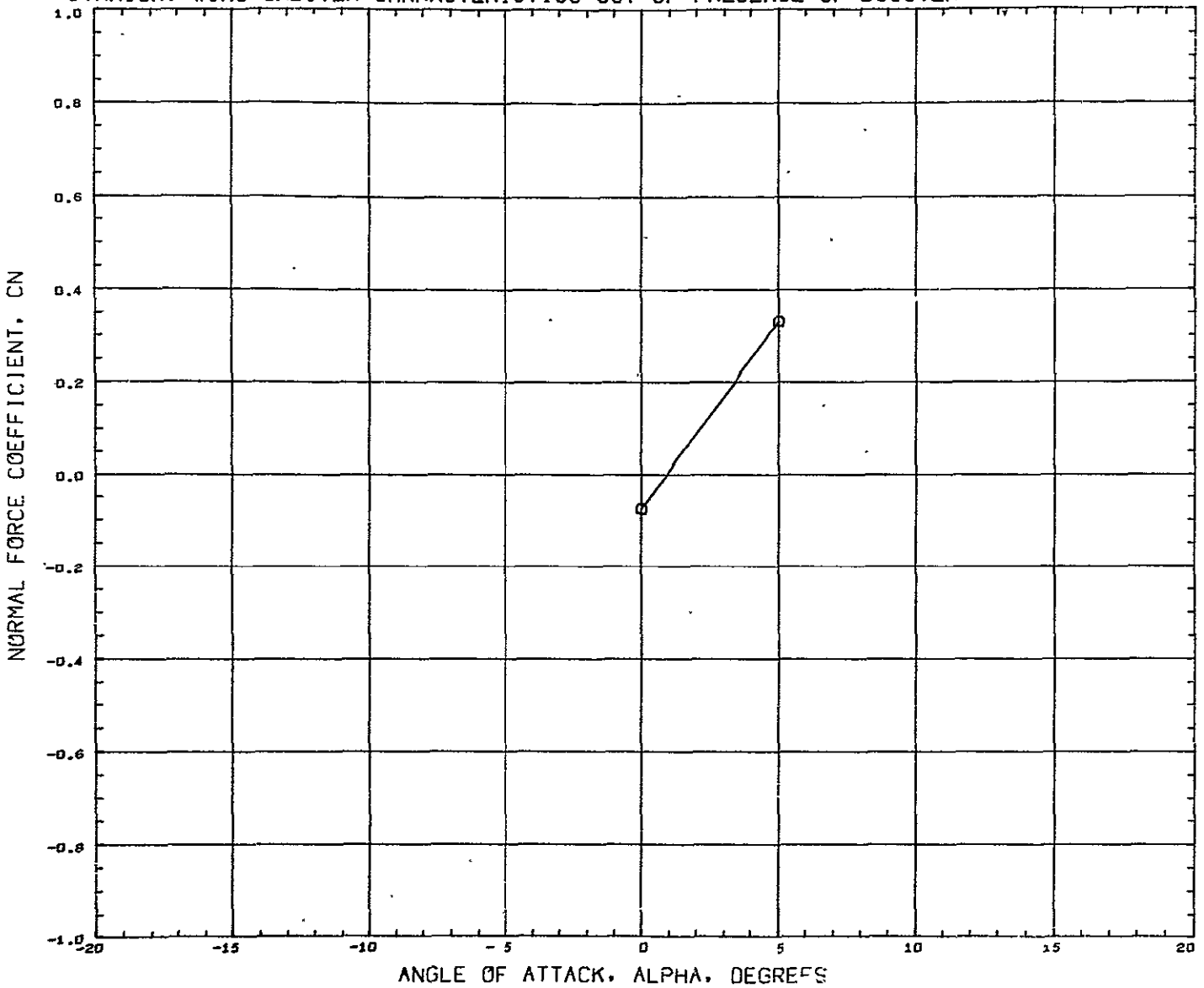


SYMBOL MACH BETA PARAMETRIC VALUES
 O 1.100 0.000 HOPZTL 0.000

REFERENCE INFORMATION
 REFS 5.4400 SQ IN
 REFL 1.1302 IN
 REFB 5.2150 IN
 XMRP 4.5255 IN
 YMRP 0.0000 IN
 ZMRP 0.6510 IN
 SCALE 0.0035

DATA HIST. CODE #EVHMM#G

STRAIGHT-WING ORBITER CHARACTERISTICS OUT OF PRESENCE OF BOOSTER

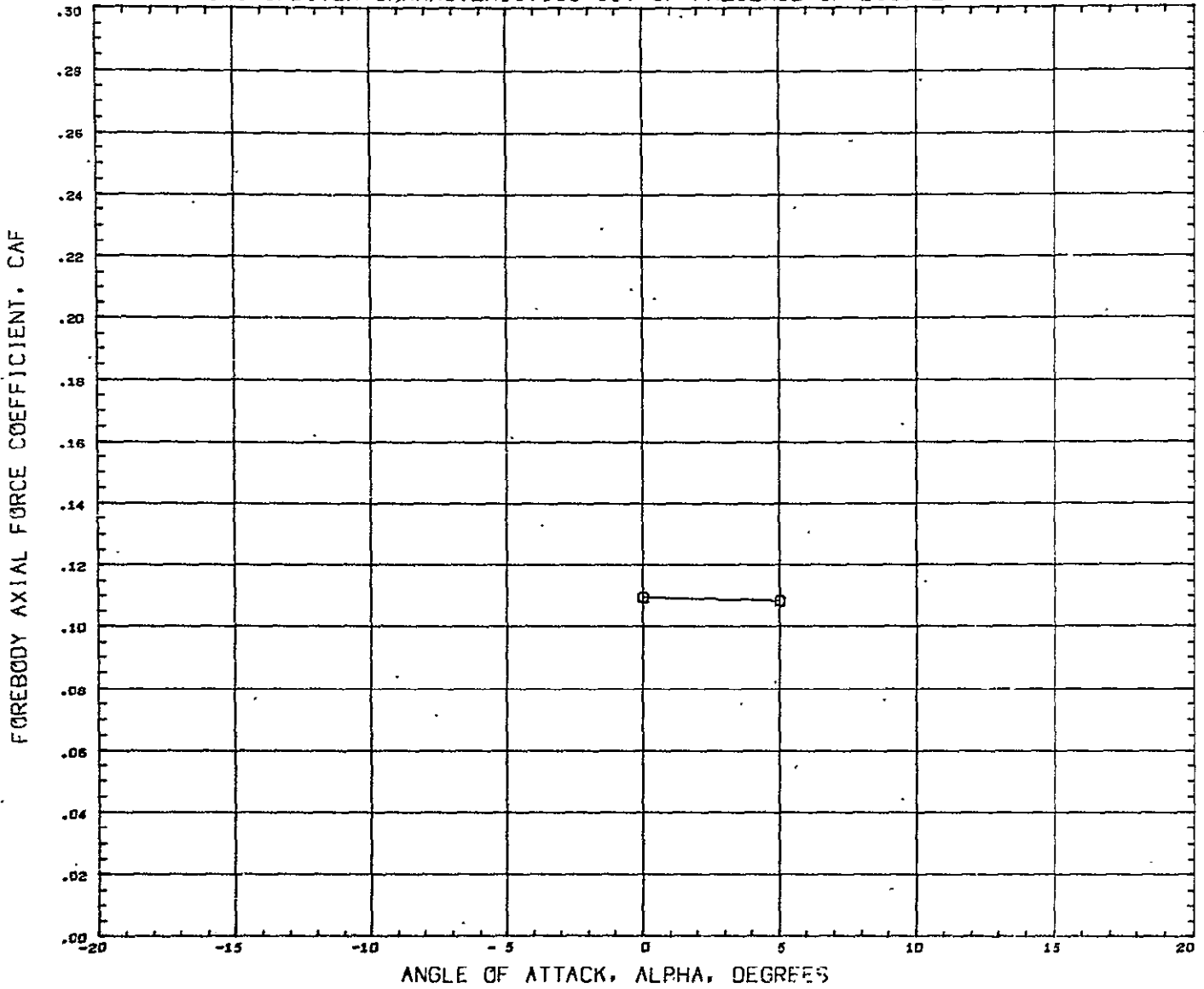


SYMBOL MACH PARAMETRIC VALUES
 C 1.100 BETA 0.000 HORZTL 0.000

REFERENCE INFORMATION
 REFS 5.4400 SQ IN
 REFL 1.1302 IN
 REFB 5.2150 IN
 XMRF 4.5255 IN
 YMRF 0.0000 IN
 ZMRF 0.6510 IN
 SCALE 0.0035

DATA HIST. CODE #EVMH#G

STRAIGHT-WING ORBITER CHARACTERISTICS OUT OF PRESENCE OF BOOSTER

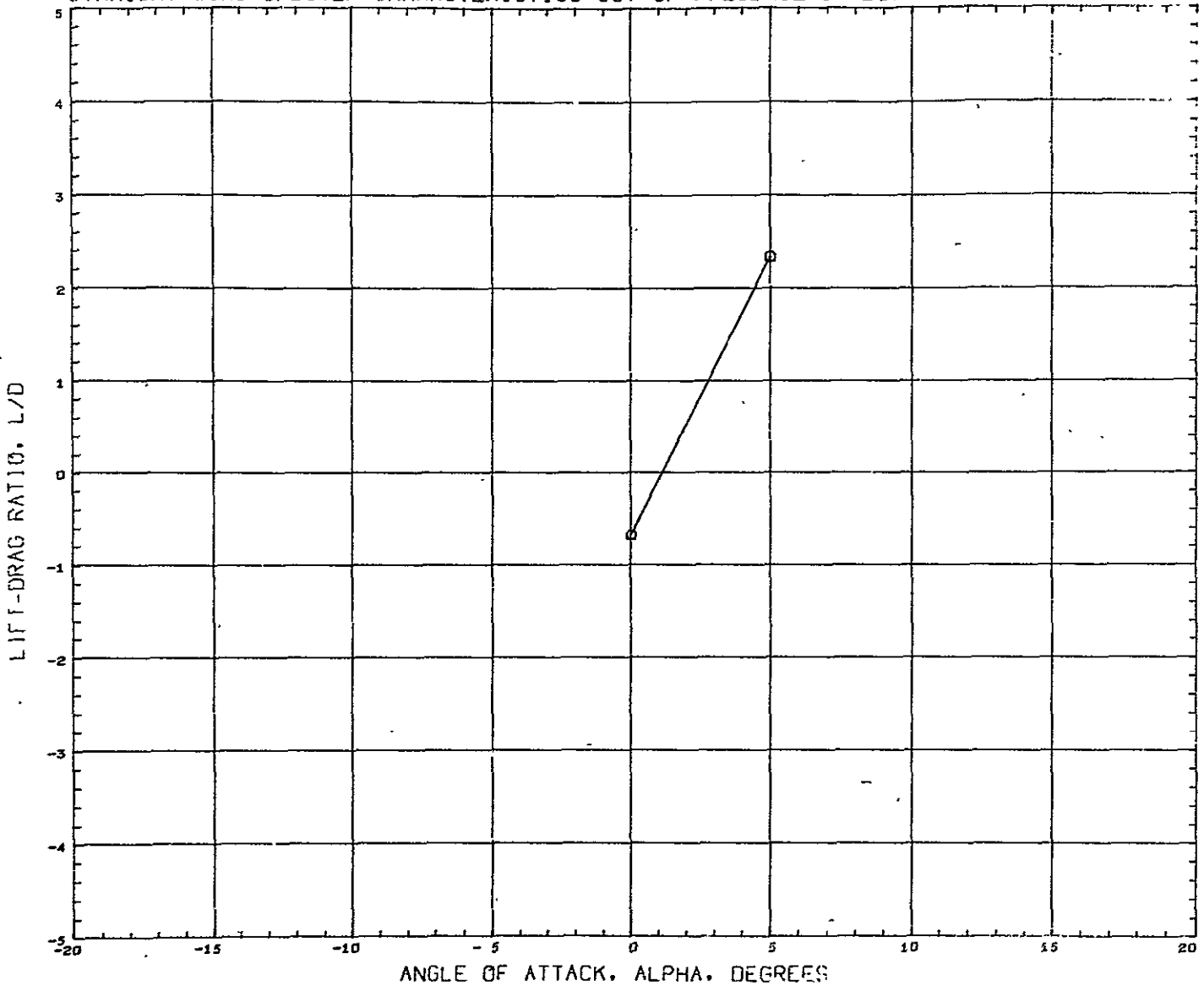


SYMBOL MACH BETA PARAMETRIC VALUES
 C 1.100 0.000 HORZTL 0.000

REFERENCE INFORMATION
 REFS 5.4400 SQ IN.
 REFL 1.1302 IN
 REFB 5.2150 IN
 XMRP 4.5255 IN
 YMRP 0.0000 IN
 ZMRP 0.6510 IN
 SCALE 0.0035

DATA HIST. CODE #EVHMH#G

STRAIGHT-WING ORBITER CHARACTERISTICS OUT OF PRESENCE OF BOOSTER

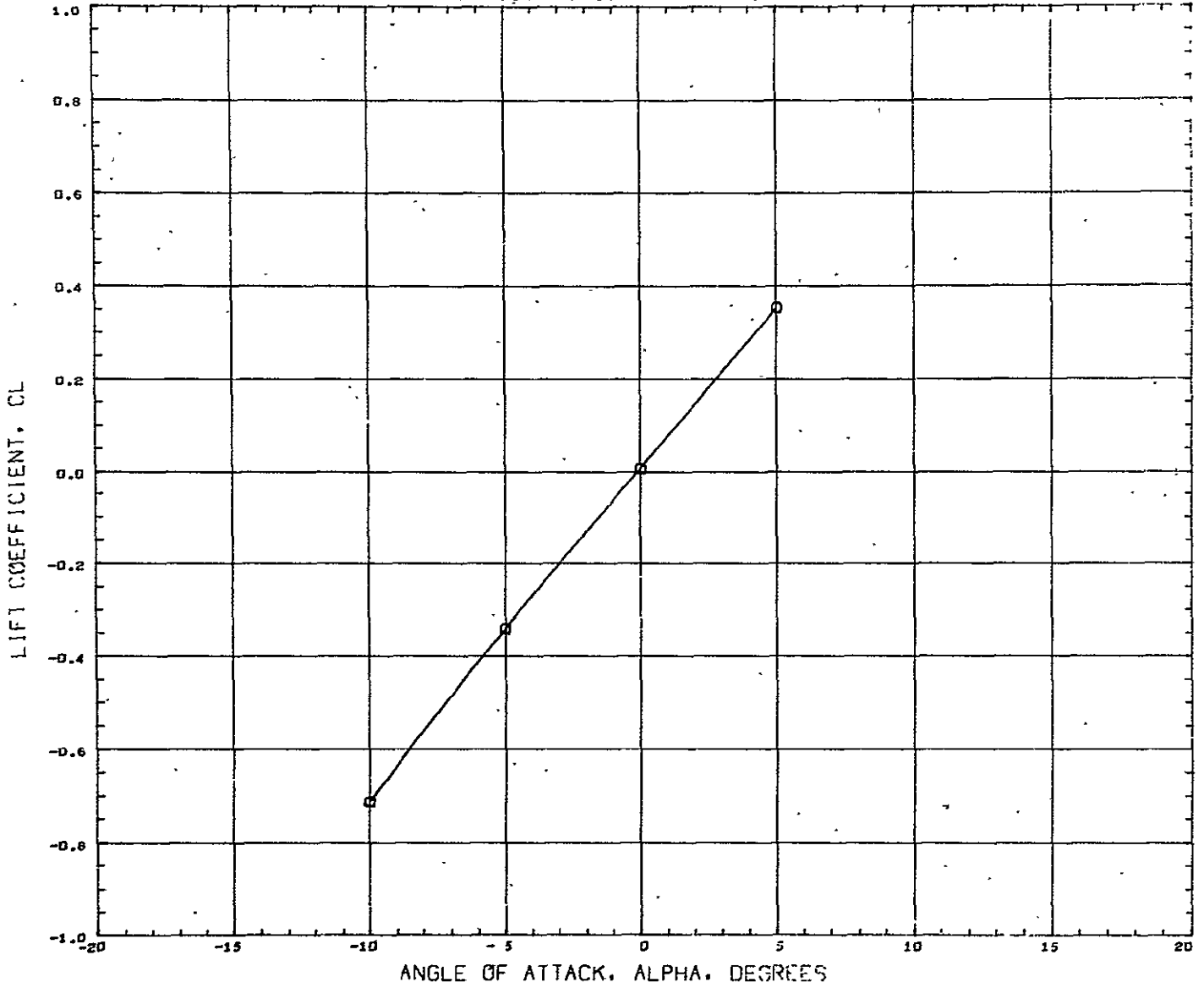


SYMBOL MACH PARAMETRIC VALUES
 C 1.100 BETA 0.000 HORZTL 0.000

REFERENCE INFORMATION
 REFS 5.4400 SQ IN
 REFL 1.1302 IN
 REFB 5.2150 IN
 XMRP 4.5255 IN
 YMRP 0.0000 IN
 ZMRP 0.6510 IN
 SCALE 0.0035

DATA HIST. CODE *EVMMH*0

STRAIGHT-WING ORBITER CHARACTERISTICS OUT OF PRESENCE OF BOOSTER

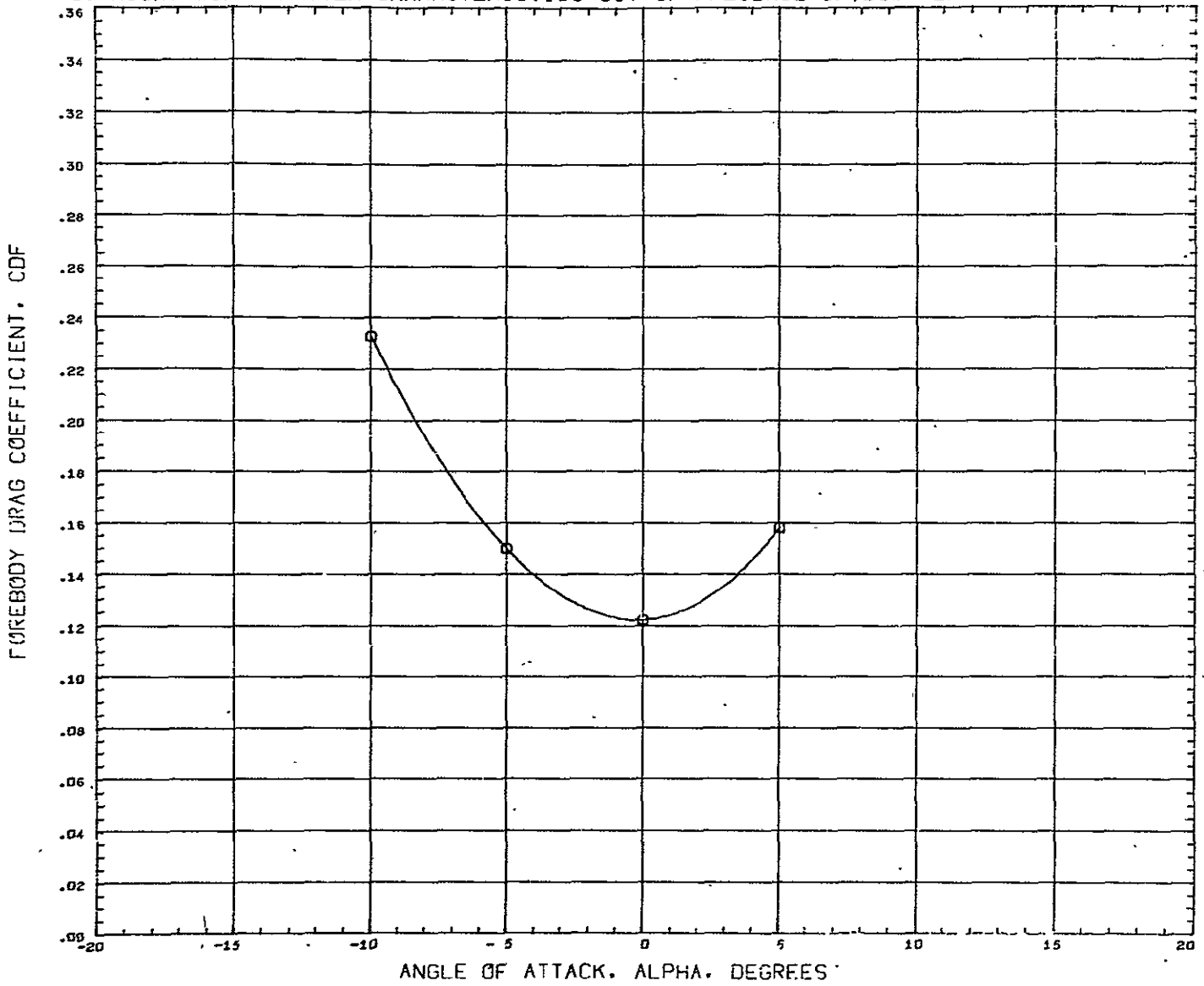


SYMBOL Q HACH 1.600 BETA 0.000
 PARAMETRIC VALUES 0.000 HORIZTL 0.000

REFERENCE INFORMATION
 REFS 5.4400 SQ IN
 REFL 1.1302 IN
 REFB 5.2150 IN
 XMRP 4.5255 IN
 YMRP 0.0000 IN
 ZMRP 0.6510 IN
 SCALE 0.0035

DATA MIST. CODE #EVMMH#G

STRAIGHT-WING ORBITER CHARACTERISTICS OUT OF PRESENCE OF BOOSTER

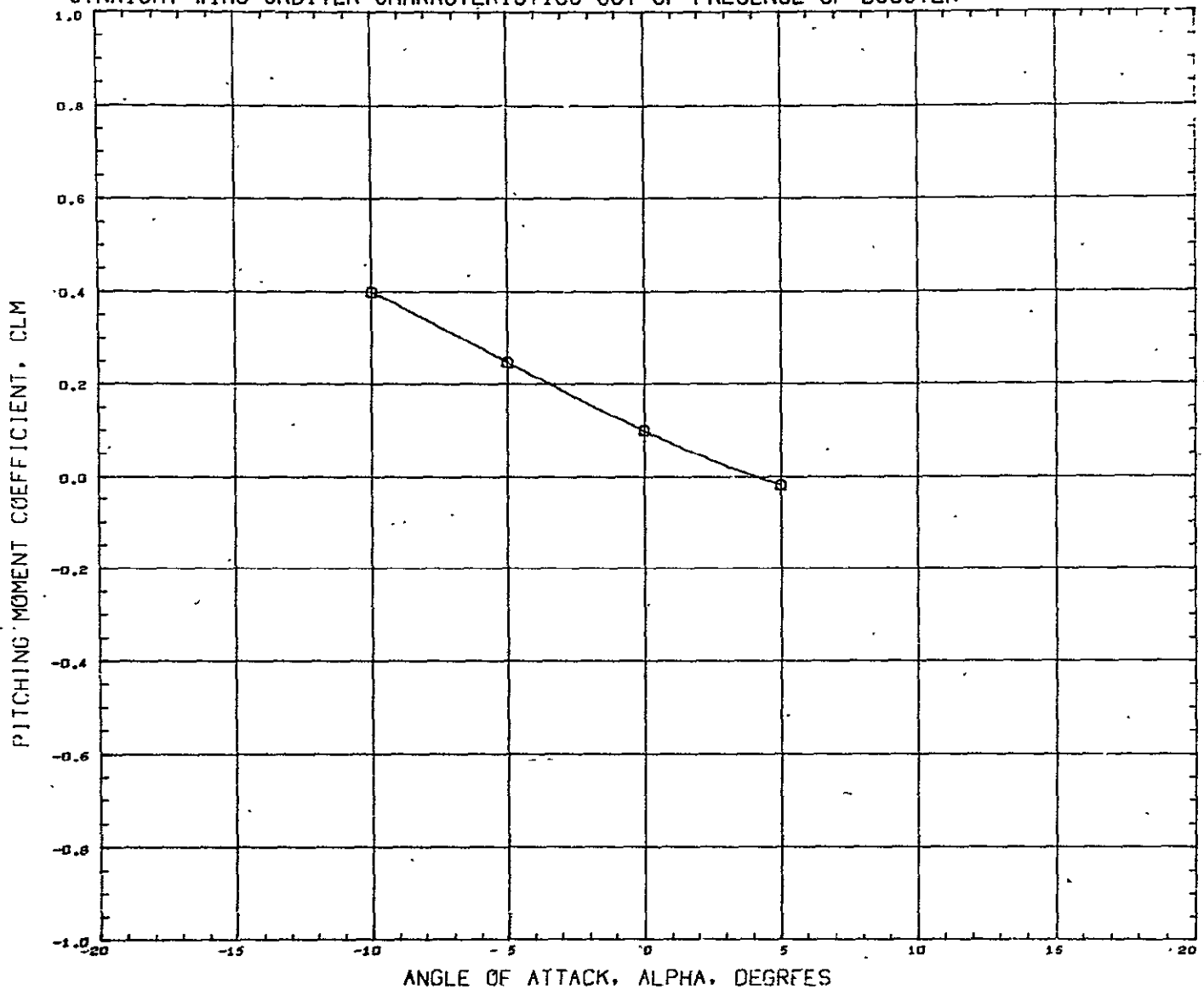


SYMBOL MACH BETA PARAMETRIC VALUES
 O 1.600 0.000 HORIZTL 0.000

REFERENCE INFORMATION
 REF₁ 5.4400 SQ IN
 REFL 1.1302 IN
 REFR 5.2150 IN
 XMRP 4.5255 IN
 YMRP 0.0000 IN
 ZMRP 0.6510 IN
 SCALE 0.0035

DATA HIST. CODE #EVMMH#G

STRAIGHT-WING ORBITER CHARACTERISTICS OUT OF PRESENCE OF BOOSTER

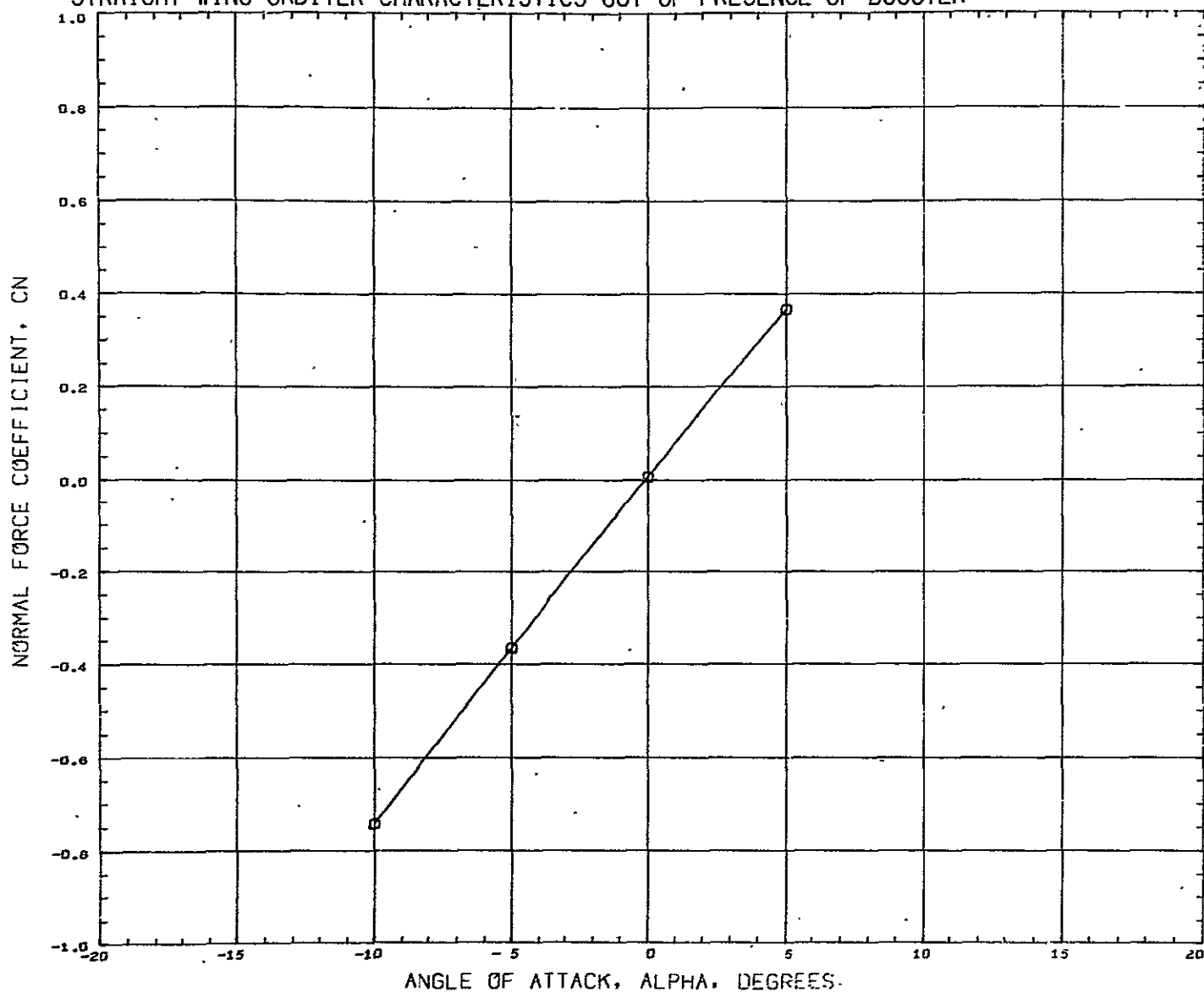


SYMBOL MACH BETA PARAMETRIC VALUES
 O 1.600 0.000 HORIZTL 0.000

REFERENCE INFORMATION
 REFS 5.4400 SQ IN
 REFL 1.1302 IN
 REFB 5.2150 IN
 XMRP 4.5255 IN
 YMRP 0.0000 IN
 ZMRP 0.6510 IN
 SCALE 0.0035

DATA HIST. CODE #EVHMM#6

STRAIGHT-WING ORBITER CHARACTERISTICS OUT OF PRESENCE OF BOOSTER

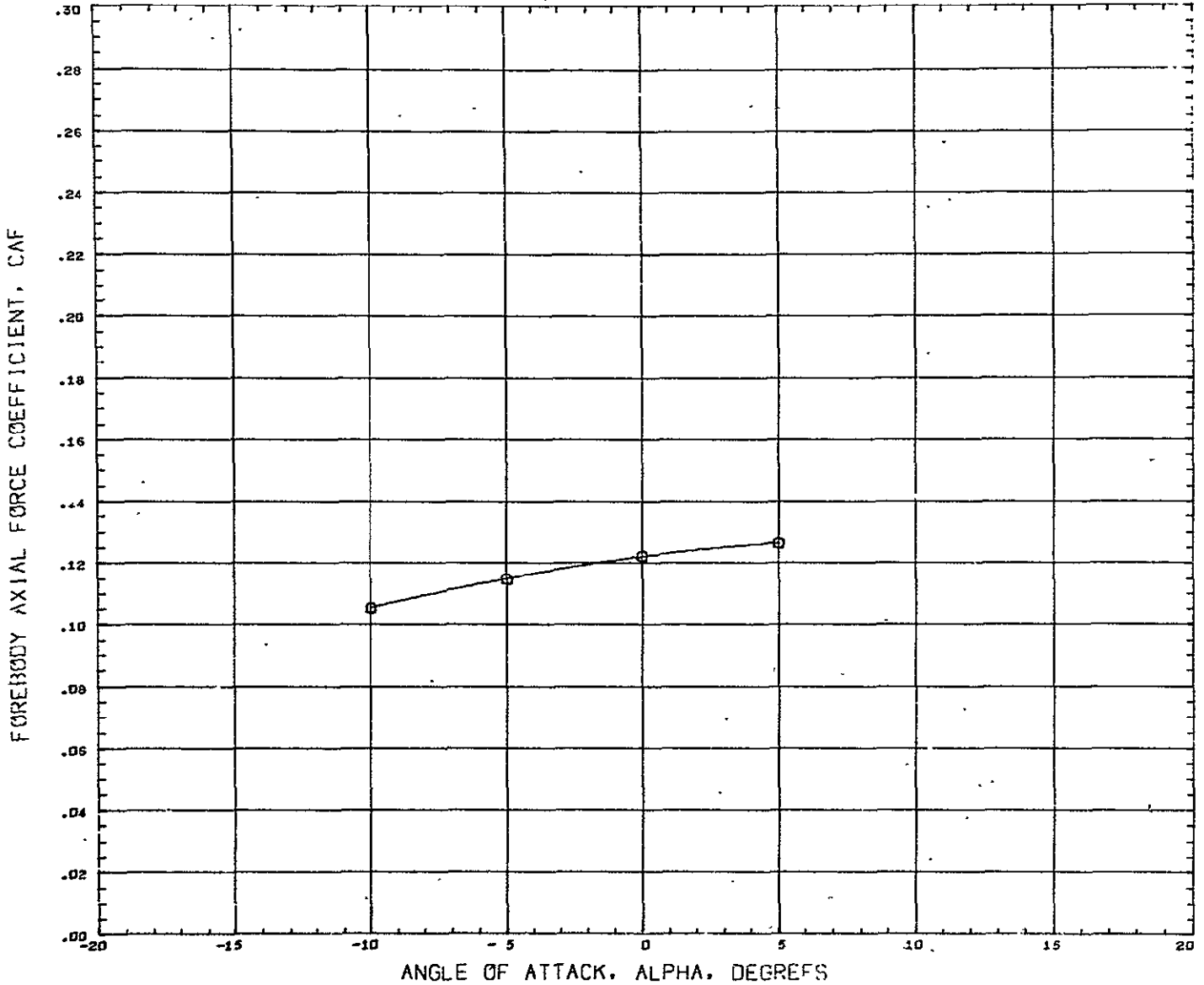


SYMBOL MACH PARAMETRIC VALUES
 O 1.600 BETA 0.000 HCRZTL 0.000

REFERENCE INFORMATION
 REF_D 5.4400 SQ IN
 REFL 1.1302 IN
 REFB 5.2150 IN
 XMRP 4.5255 IN
 YMRP 0.0000 IN
 ZMRP 0.6510 IN
 SCALE 0.0035

DATA HIST. CODE #EVMHM#6

STRAIGHT-WING ORBITER CHARACTERISTICS OUT OF PRESENCE OF BOOSTER

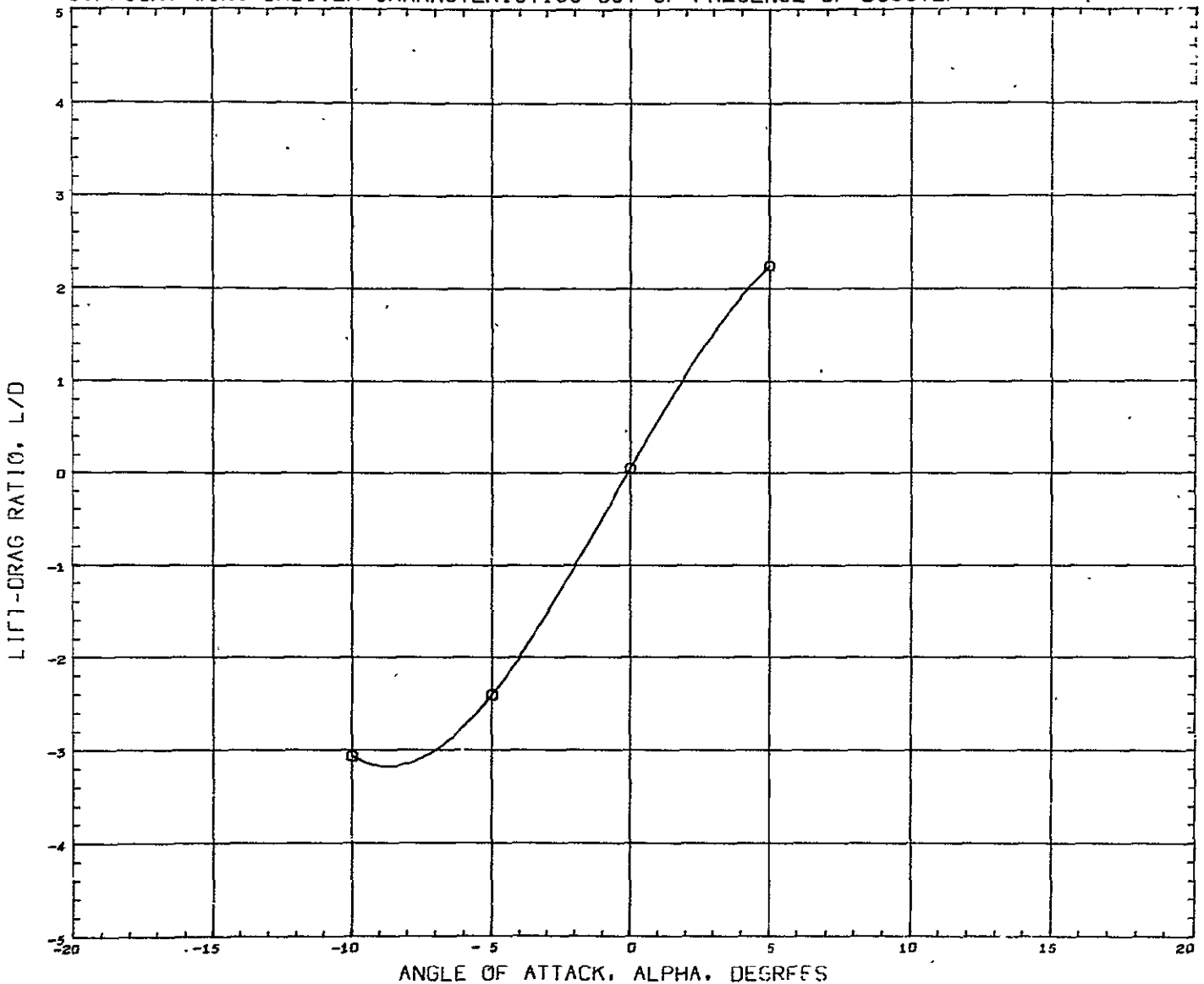


SYMBOL MACH BETA PARAMETRIC VALUES
 C 1.600 0.000 HORZTL 0.000

REFERENCE INFORMATION
 RFS 5.4400 SQ IN
 REFL 1.1302 IN
 REFB 5.2150 IN
 XMRP 4.5255 IN
 YMRP 0.0000 IN
 ZMRP 0.6510 IN
 SCALE 0.0035

DATA HIST. CODE #EVMMH#G

STRAIGHT-WING ORBITER CHARACTERISTICS OUT OF PRESENCE OF BOOSTER

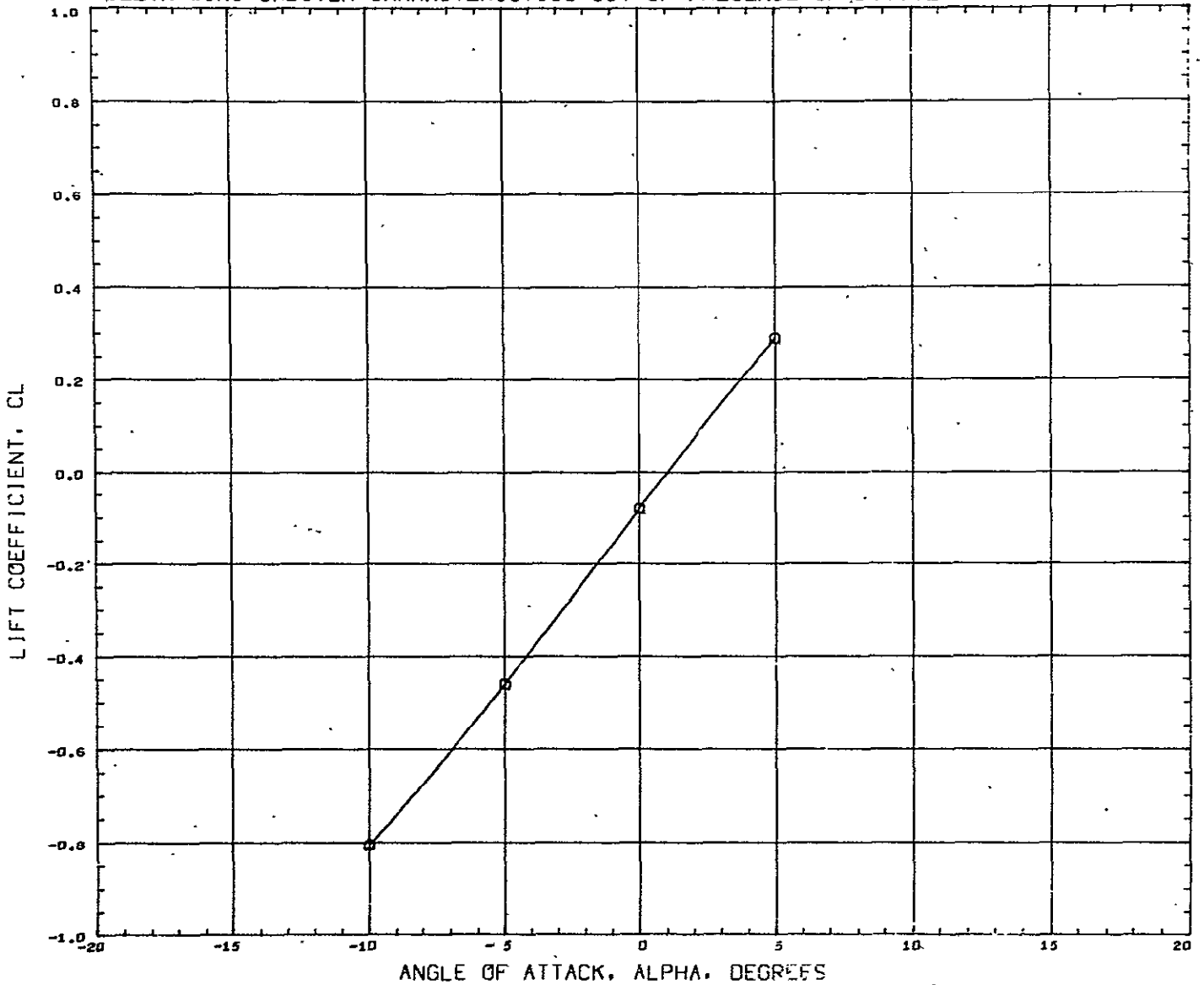


SYMBOL MACH BETA PARAMETRIC VALUES
 O 1.600 0.000 HORZTL 0.000

REFERENCE INFORMATION
 REFS 5.4400 SQ IN
 REFL 1.1302 IN
 REFB 5.2150 IN
 XMRP 4.5255 IN
 YMRP 0.0000 IN
 ZMRP 0.6510 IN
 SCALE 0.0035

DATA HIST. CODE #EVMHM#G

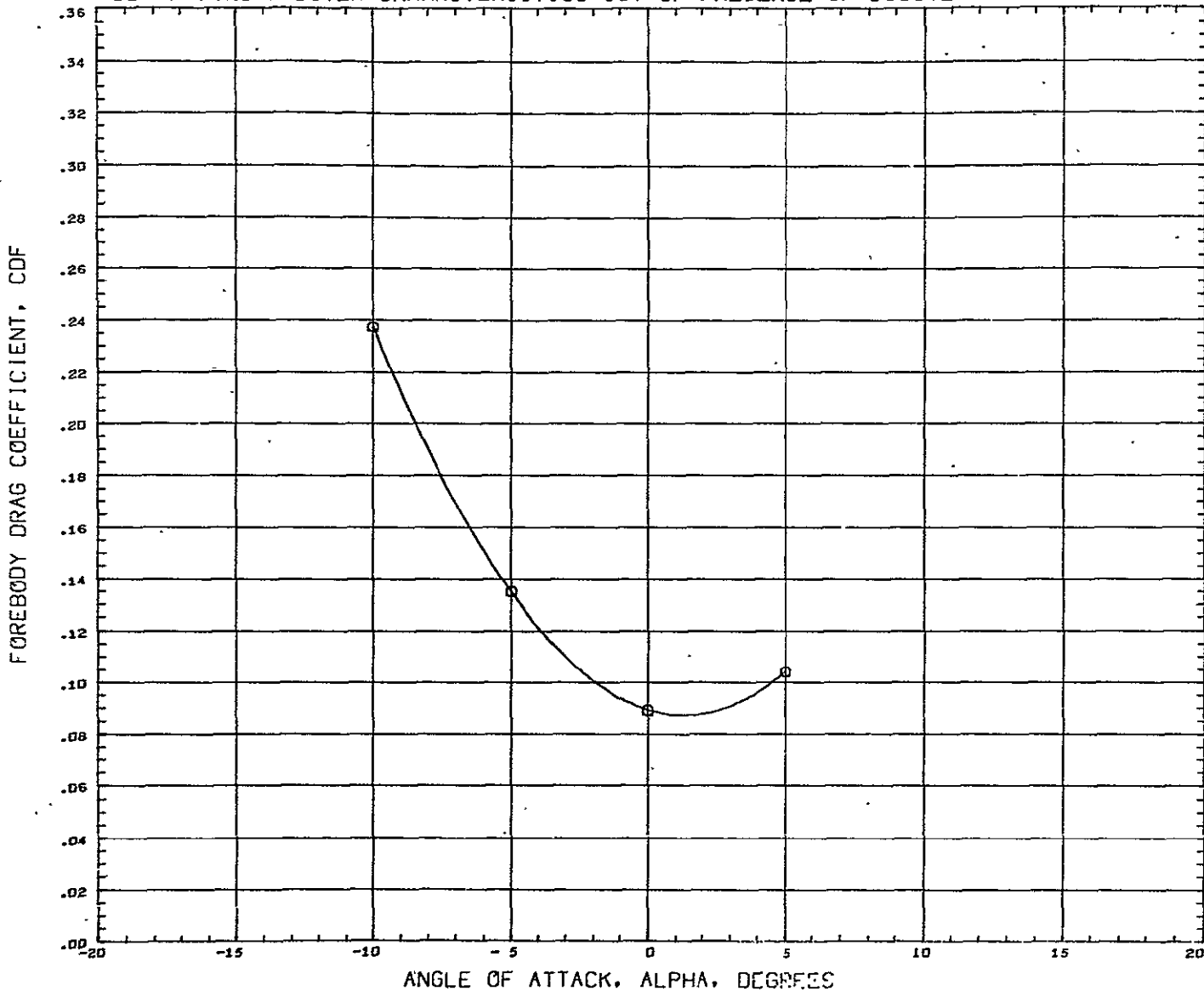
DELTA-WING ORBITER CHARACTERISTICS OUT OF PRESENCE OF BOOSTER



SYMBOL	MACH	PARAMETRIC VALUES				REFERENCE INFORMATION		
○	1.600	BETA	0.000	ELVATR	0.000	REFS	10.7320	SQ IN
		RUDDER	0.000			REFL	2.8742	IN
						REFB	4.9798	IN
						XMRP	4.9788	IN
						YMRP	0.0000	IN
						ZMRP	0.4550	IN
						SCALE	0.0035	

DATA HIST. CODE #EVHMH*G

DELTA-WING ORBITER CHARACTERISTICS OUT OF PRESENCE OF BOOSTER

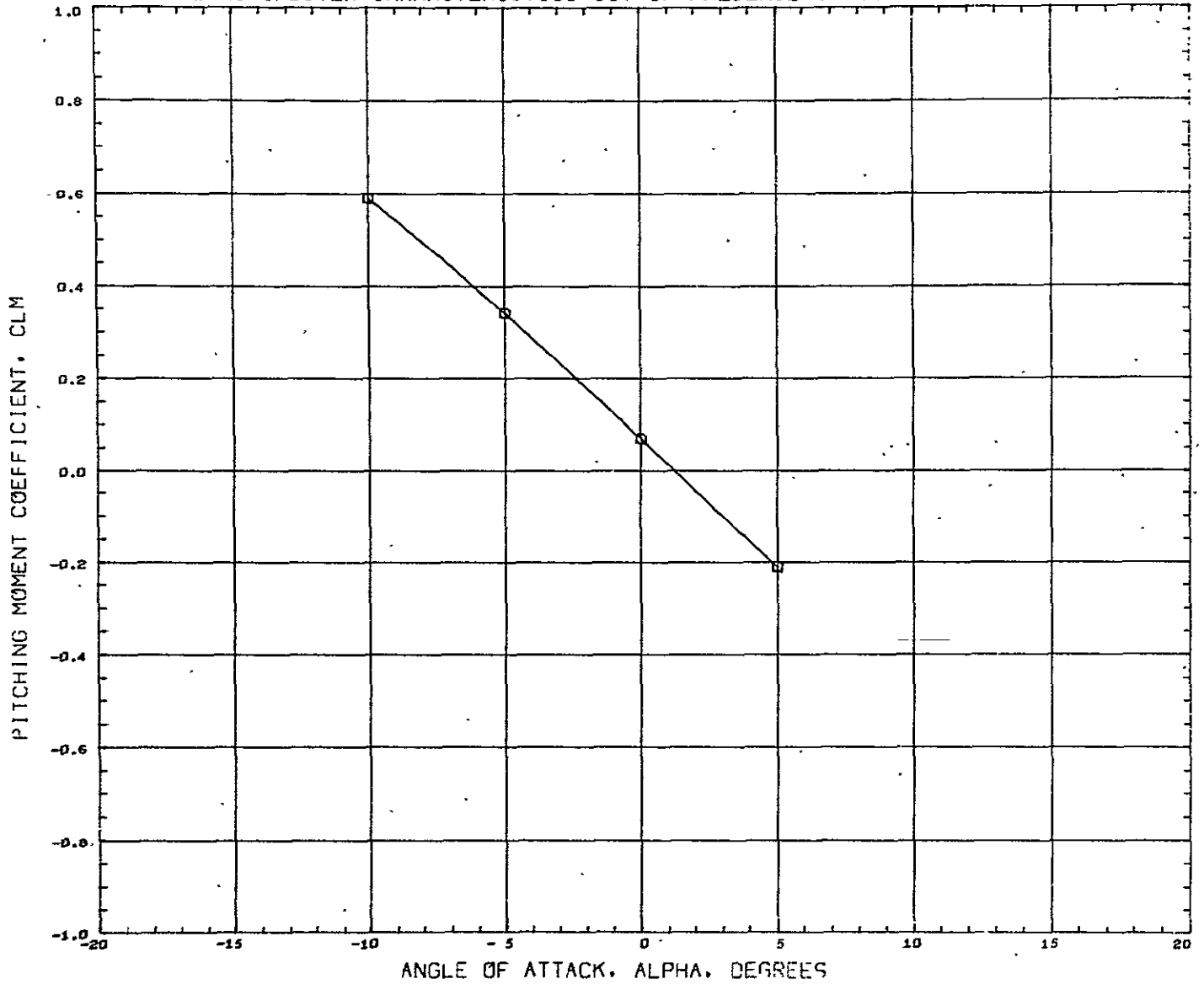


SYMBOL MACH PARAMETRIC VALUES
 Q 1.600 BETA 0.000 ELVATR 0.000
 RUDDER 0.000

REFERENCE INFORMATION
 REFS 10.7320 SQ IN
 REFL 2.8742 IN
 REFB 4.9798 IN
 XMRP 4.9788 IN
 YMRP 0.0000 IN
 ZMRP 0.4550 IN
 SCALE 0.0035

DATA HIST. CODE #EVHMM#G

DELTA-WING ORBITER CHARACTERISTICS OUT OF PRESENCE OF BOOSTER

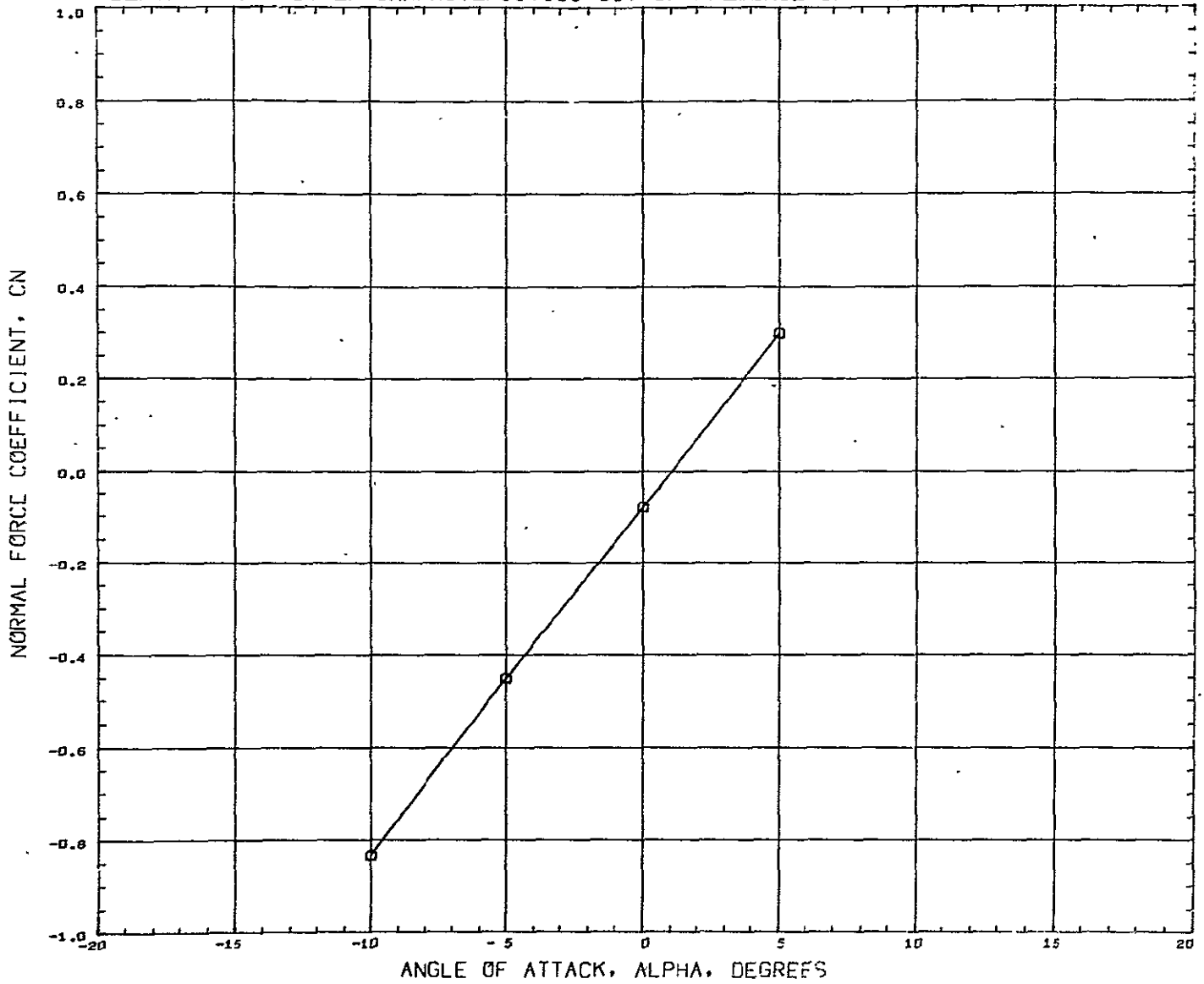


SYMBOL MACH PARAMETRIC VALUES
 O 1.600 BETA 0.000 ELVATR 0.000
 RUDDER 0.000

REFERENCE INFORMATION
 REFS 10.7320 SQ IN
 REFL 2.8742 IN
 REFB 4.9798 IN
 XMRP 4.9788 IN
 YMRP 0.0000 IN
 ZMRP 0.4550 IN
 SCALE 0.0035

DATA HIST. CODE #EVMHM#G

DELTA-WING ORBITER CHARACTERISTICS OUT OF PRESENCE OF BOOSTER

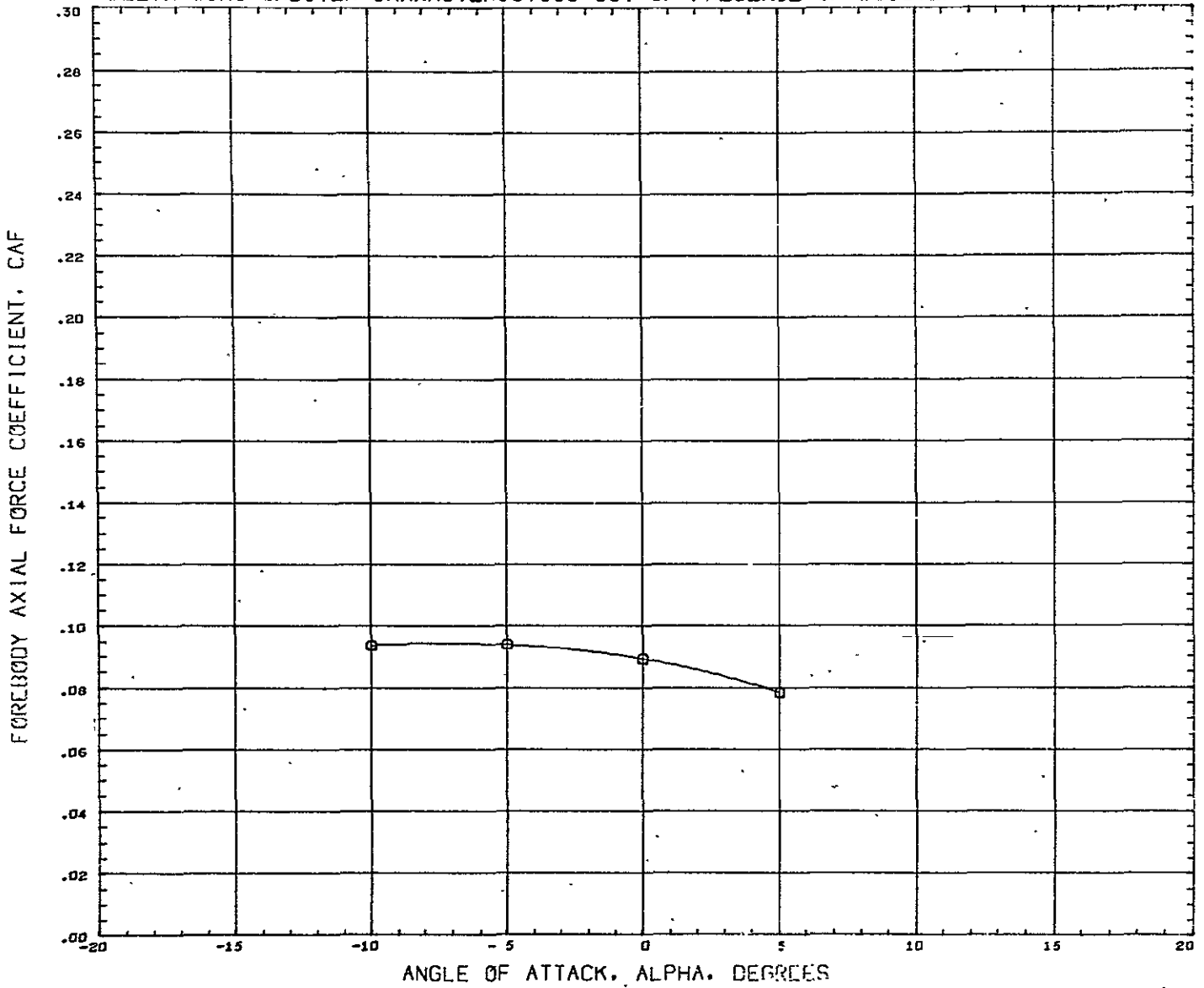


SYMBOL	PACH	PARAMETRIC VALUES			
C	1.690	BETA	0.000	ELVATR	0.000
		RUDDER	0.000		

REFERENCE INFORMATION		
REFS	10.7320	SQ IN
REFL	2.8742	IN
REFB	4.9798	IN
XMRP	4.9788	IN
YMRP	0.0000	IN
ZMRP	0.4550	IN
SCALE	0.0035	

DATA HIST. CODE #EVHMH#G

DELTA-WING ORBITER CHARACTERISTICS OUT OF PRESENCE OF BOOSTER

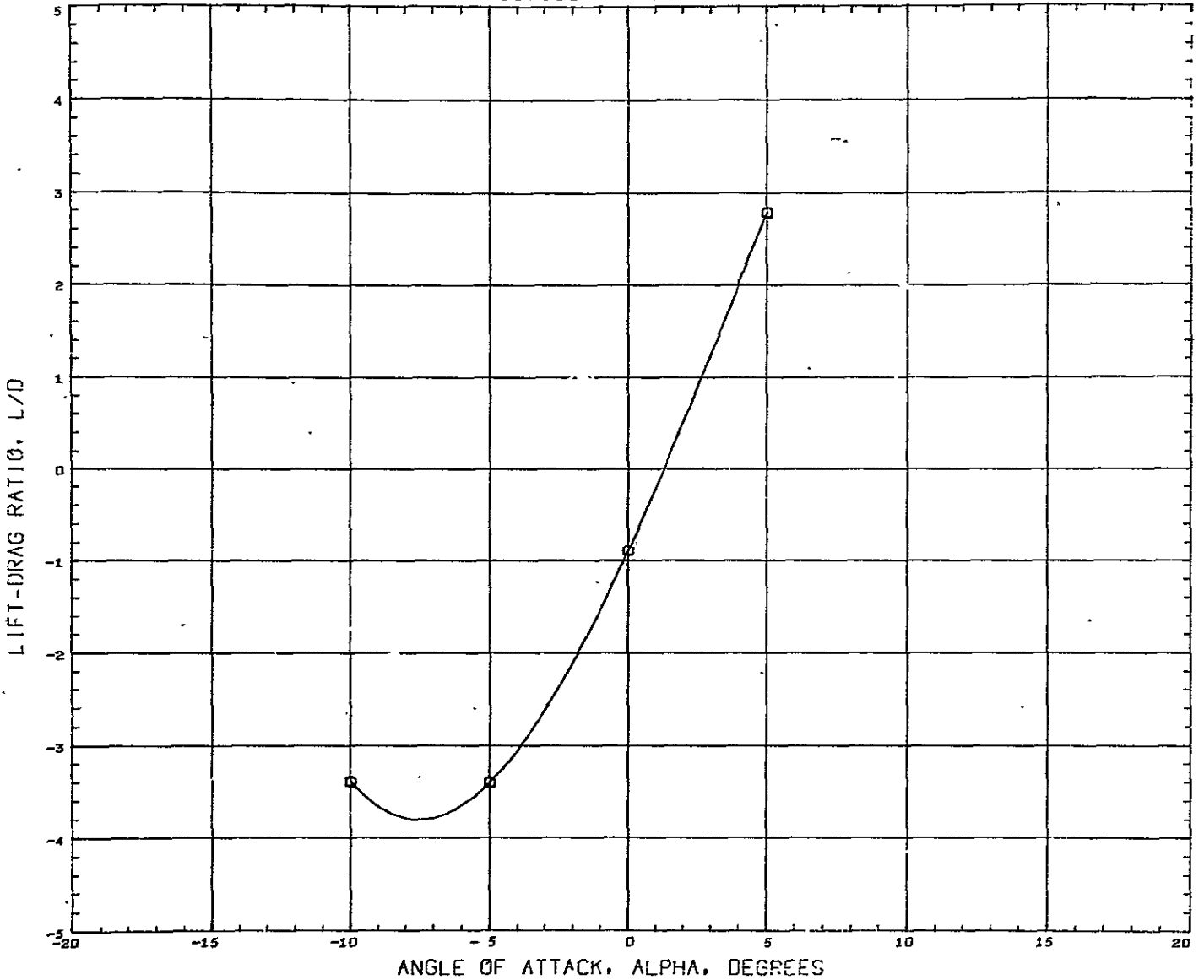


SYMBOL MACH PARAMETRIC VALUES
 O 1.600 BETA 0.000 ELVATR 0.000
 RUDDER 0.000

REFERENCE INFORMATION
 REFS 10.7320 SQ IN
 REFL 2.8742 IN
 REFB 4.9798 IN
 XMRP 4.9788 IN
 YMRP 0.0000 IN
 ZMRP 0.4550 IN
 SCALE 0.0035

DATA HIST. CODE #EVMMH#6

DELTA-WING ORBITER CHARACTERISTICS OUT OF PRESENCE OF BOOSTER

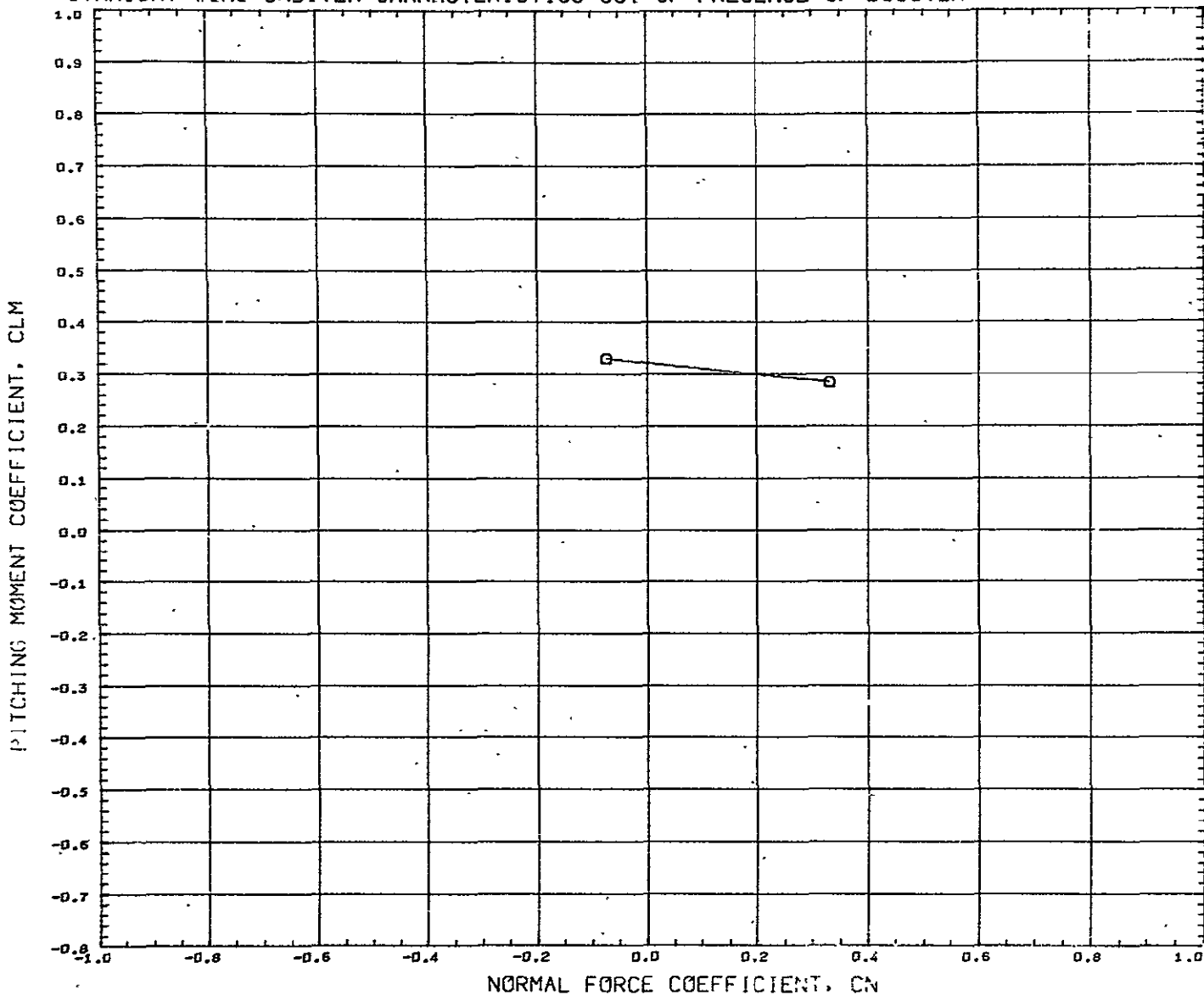


SYMBOL MACH PARAMETRIC VALUES
 C 1.600 BETA 0.000 ELVATR 0.000
 RUDDER 0.000

REFERENCE INFORMATION
 REFS 10.7320 SQ IN
 REFL 2.8742 IN
 REFB 4.9798 IN
 XMRP 4.9788 IN
 YMRP 0.0000 IN
 ZMRP 0.4550 IN
 SCALE 0.0035

DATA HIST. CODE #EVMHM#G

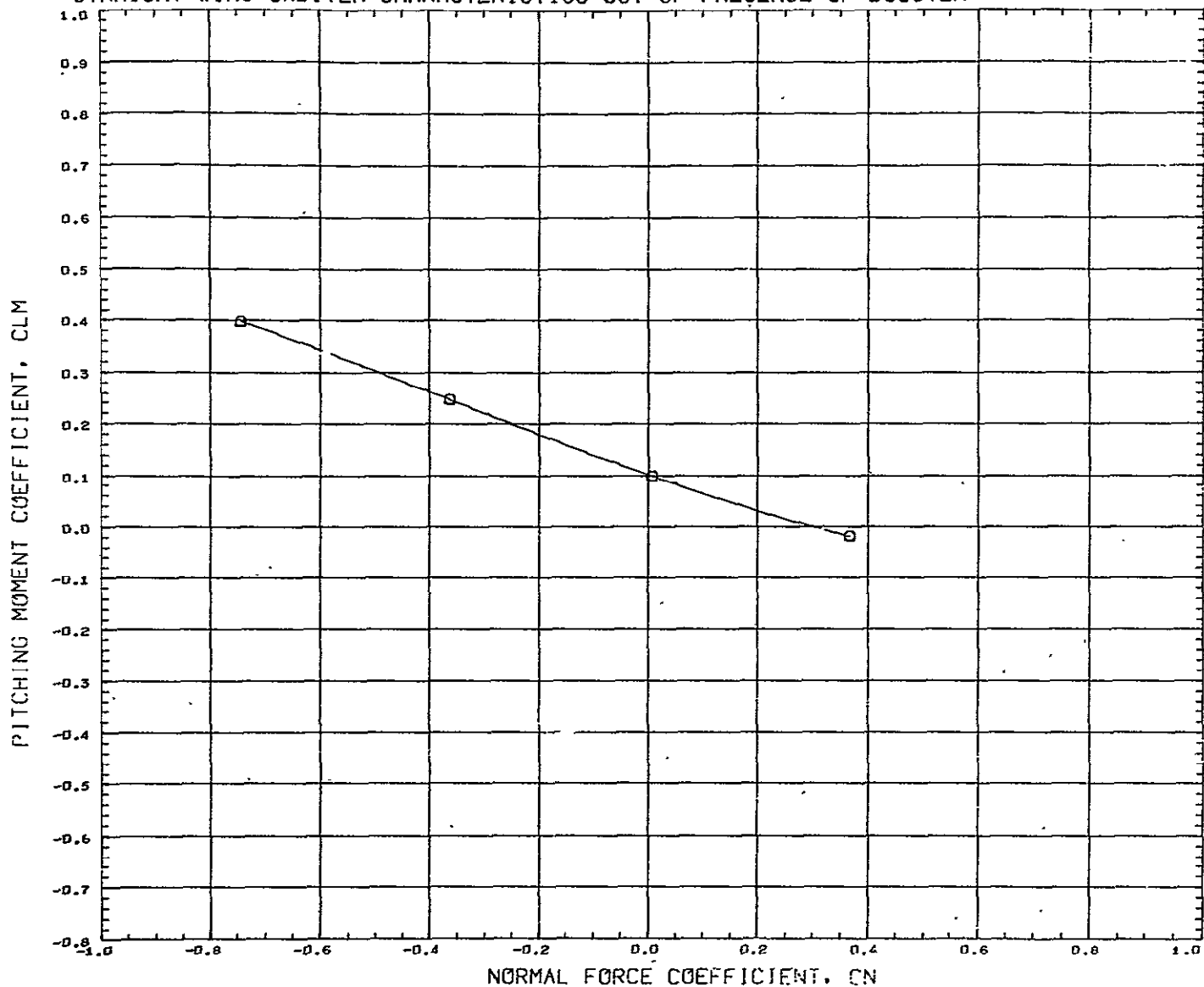
STRAIGHT-WING ORBITER CHARACTERISTICS OUT OF PRESENCE OF BOOSTER



SYMBOL	MACH	BETA	PARAMETRIC VALUES			REFERENCE INFORMATION		
C	1.199		0.000	HORZTL	0.000	REFS	5.4400	Sq IN
						REFL	1.1302	IN
						REFB	5.2150	IN
						XMRP	4.5255	IN
						YMRP	0.0000	IN
						ZMRP	0.6510	IN
						SCALE	0.0035	

DATA HIST. CODE #EVHMM*G

STRAIGHT-WING ORBITER CHARACTERISTICS OUT OF PRESENCE OF BOOSTER

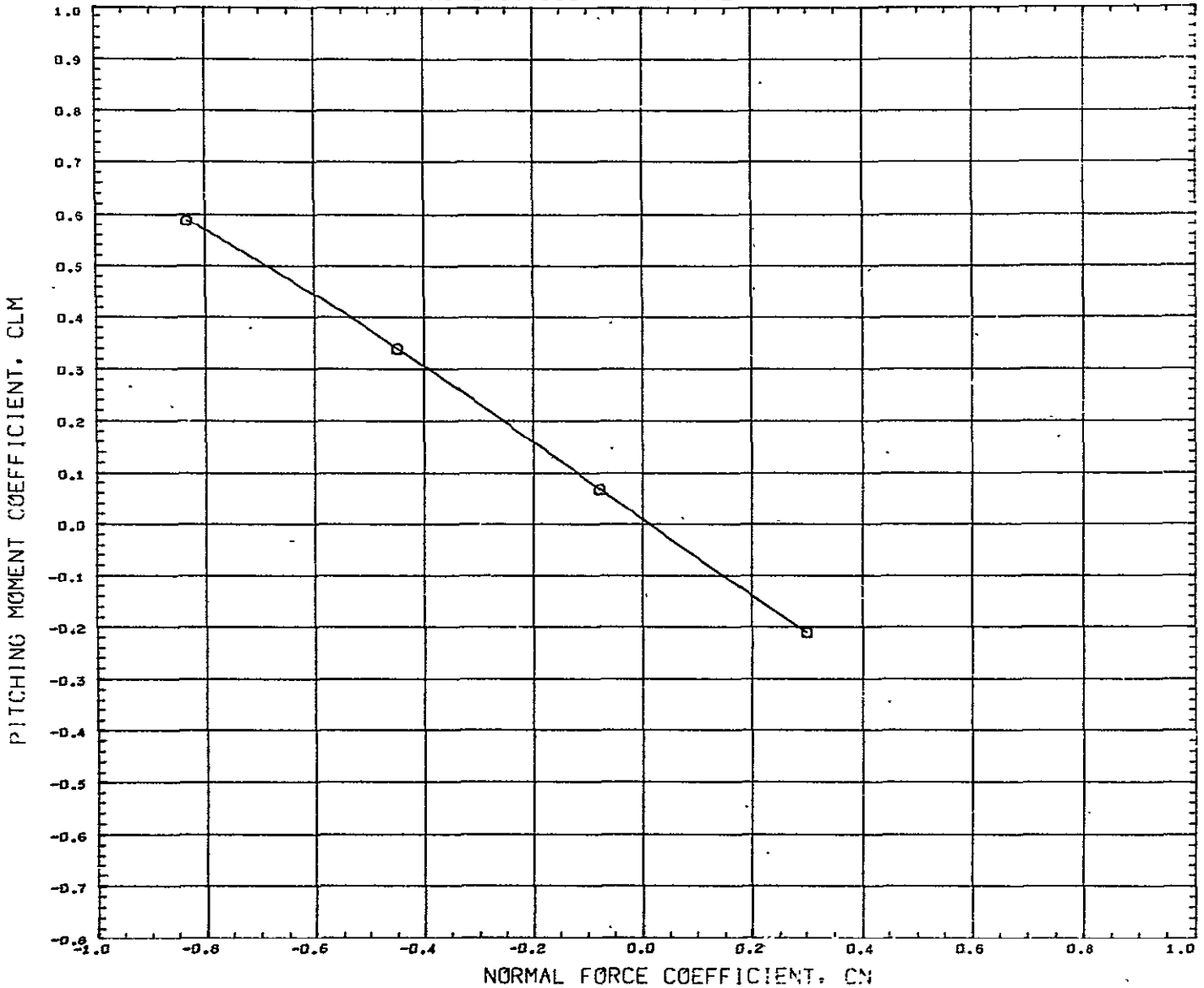


SYMBOL MACH PARAMETRIC VALUES
 C 1.600 BETA 0.000 HORZTL 0.000

REFERENCE INFORMATION
 REFS 5.4400 SQ IN
 REFL 1.1302 IN
 REF8 5.2150 IN
 XMRP 4.5255 IN
 YMRP 0.0000 IN
 ZMRP 0.6510 IN
 SCALE 0.0035

DATA HIST. CODE #EVMMH*G

DELTA-WING ORBITER CHARACTERISTICS OUT OF PRESENCE OF BOOSTER

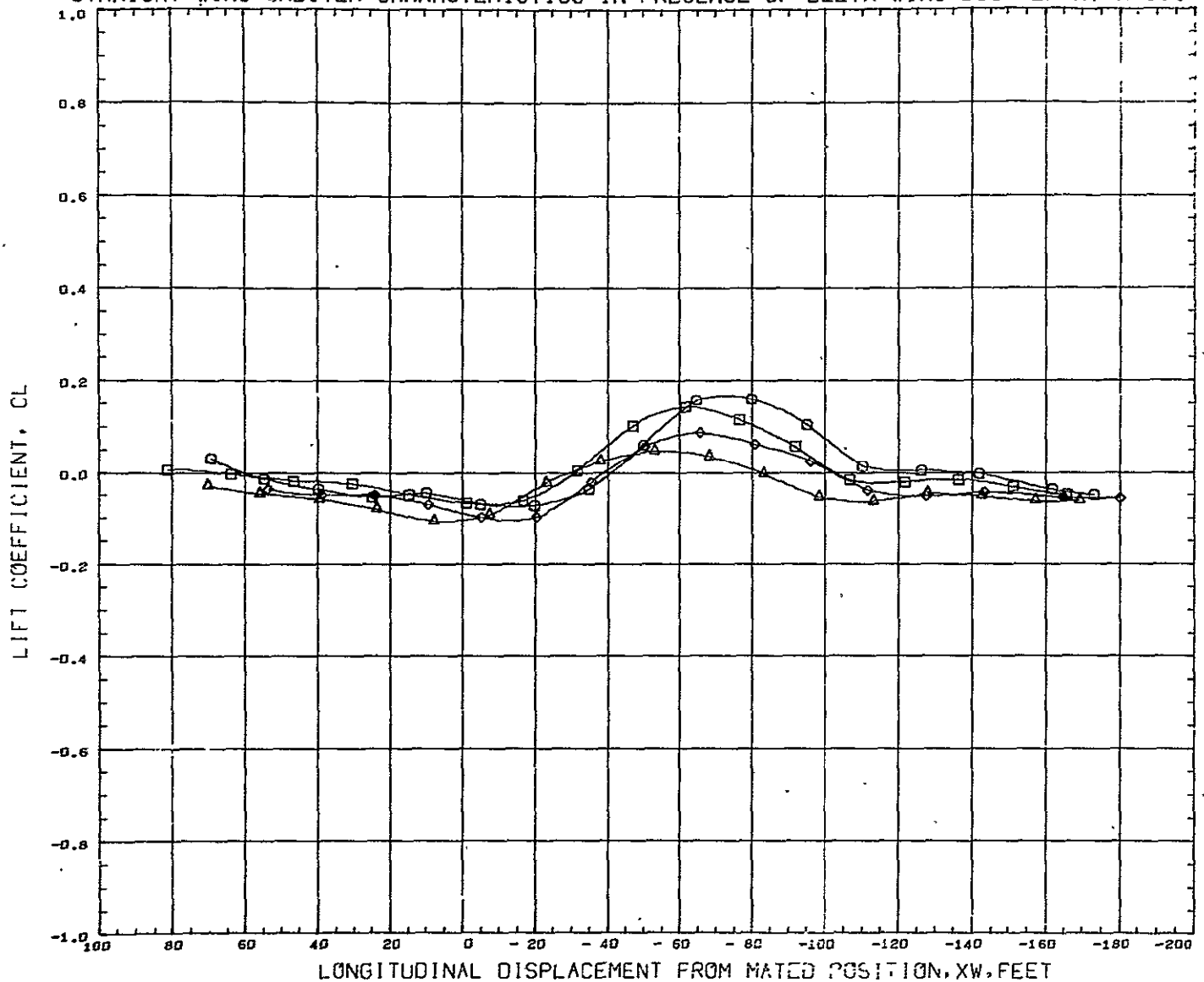


SYMBOL MACH PARAMETRIC VALUES
 ○ 1.600 BETA 0.000 ELVATR 0.000
 RUDDER 0.000

REFERENCE INFORMATION
 REFS 10.7320 SQ IN
 REFL 2.8742 IN
 REFB 4.9798 IN
 XMRP 4.9788 IN
 YMRP 0.0000 IN
 ZMRP 0.4550 IN
 SCALE 0.0035

DATA HIST. CODE #EVMMH#G

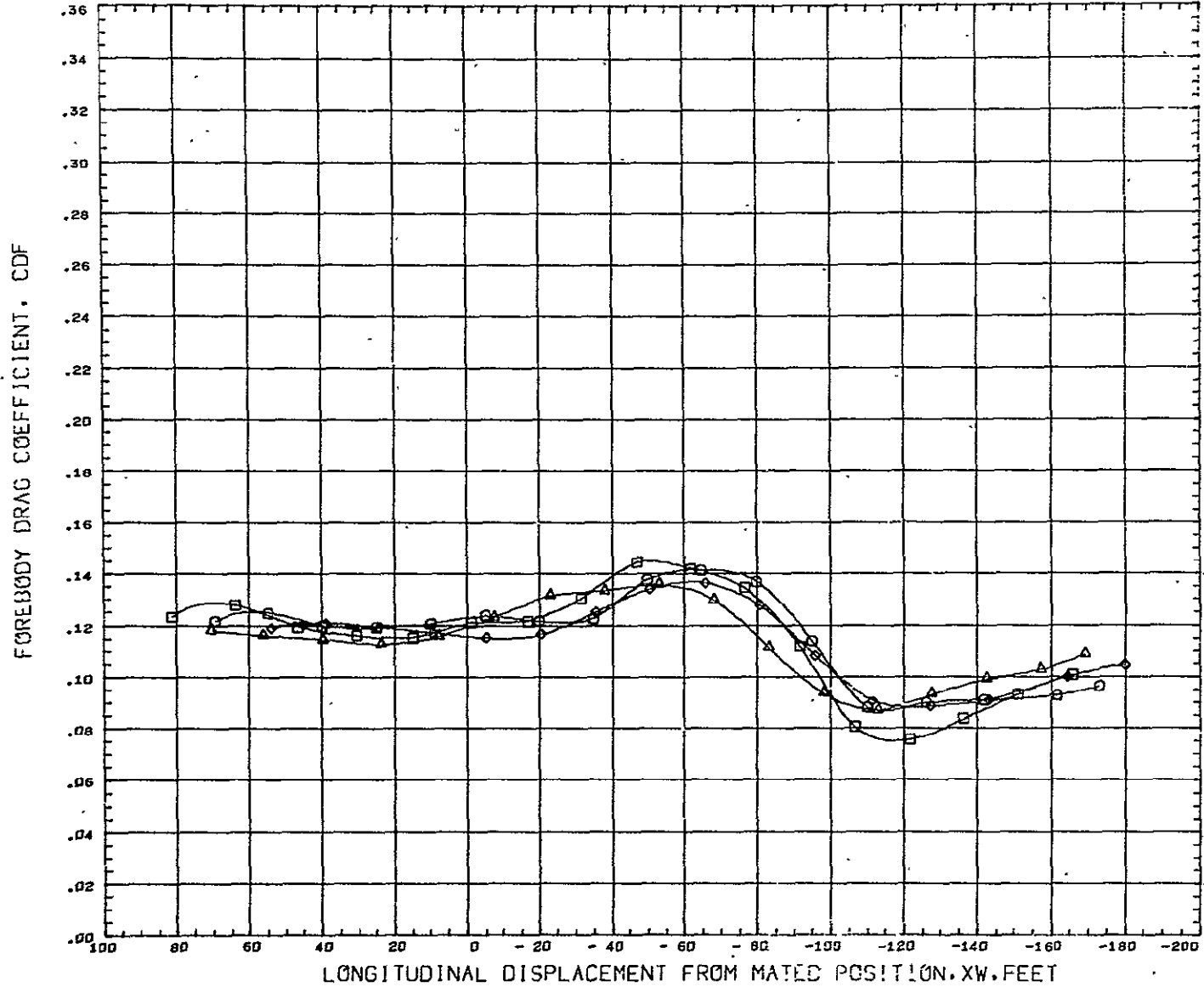
STRAIGHT-WING ORBITER CHARACTERISTICS IN PRESENCE OF DELTA-WING BOOSTER AT M=1.1



SYMBOL	GAP Z	PARAMETRIC VALUES				REFERENCE INFORMATION		
		ALPHA0	ALPHAB	BETA	REFS	REFL	REFG	SCALE
○	4.380	0.000	0.000	0.000	5.4400	1.1302	5.2150	0.0035
□	13.380	1.100	0.000	0.000	5.2150	4.5255	0.0000	
◇	29.380	0.000			0.0000	0.6510		
△	54.380							

DATA HIST. CODE #EVMMK

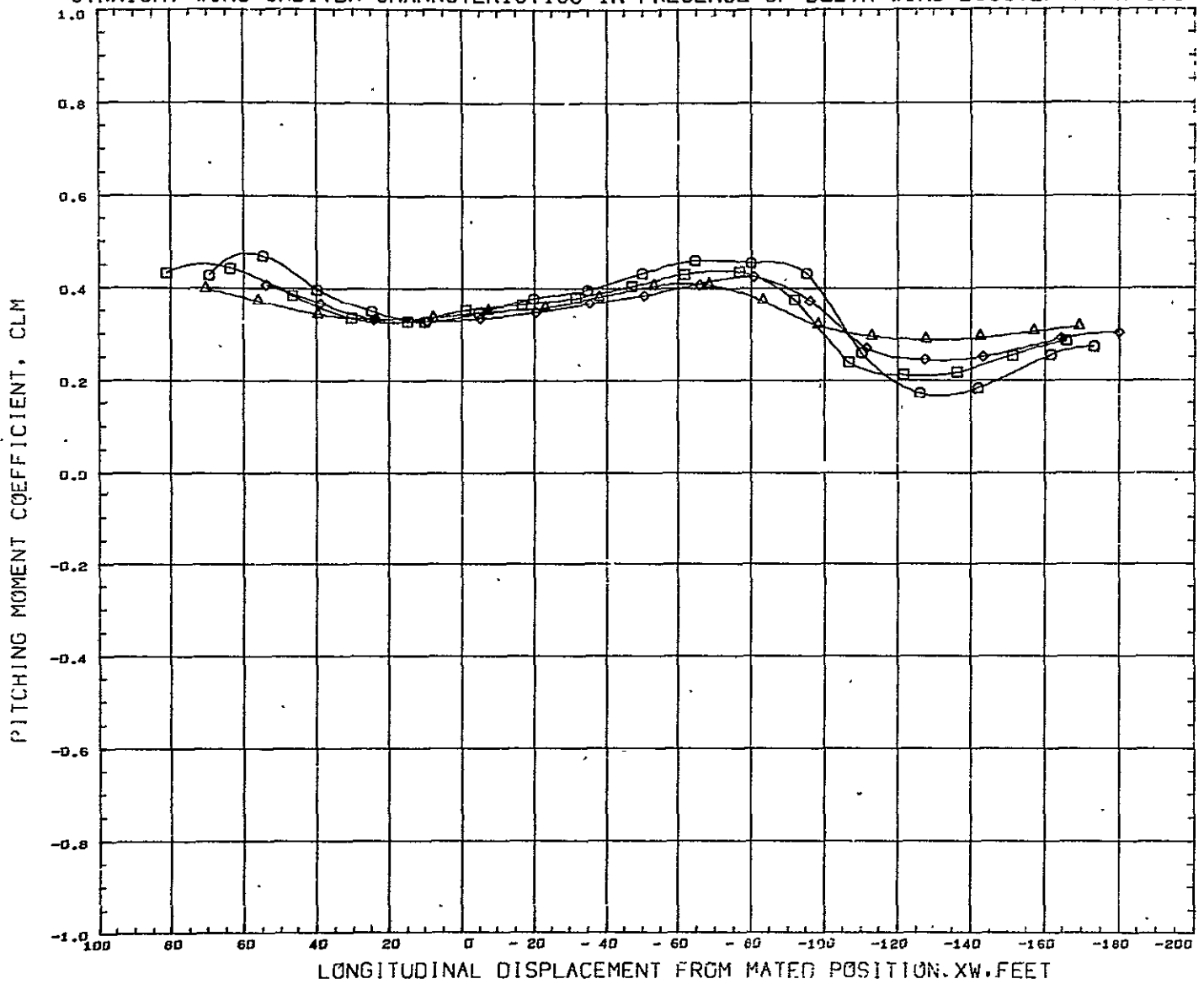
STRAIGHT-WING ORBITER CHARACTERISTICS IN PRESENCE OF DELTA-WING BOOSTER AT M=1.1



SYMBOL	GAP Z	PARAMETRIC VALUES				REFERENCE INFORMATION		
○	4.300	ALPHA0	0.000	ALPHAB	0.000	REFS	5.4400	SQ IN
□	13.300	MACH	1.100	BETA	0.000	REFL	1.1302	IN
◇	29.300	HCRZTL	0.000			REF6	5.2150	IN
△	54.300					XMRP	4.5255	IN
						YMRP	0.0000	IN
						ZMRP	0.6510	IN
						SCALE	0.0035	

DATA HIST. CODE #EVMMH

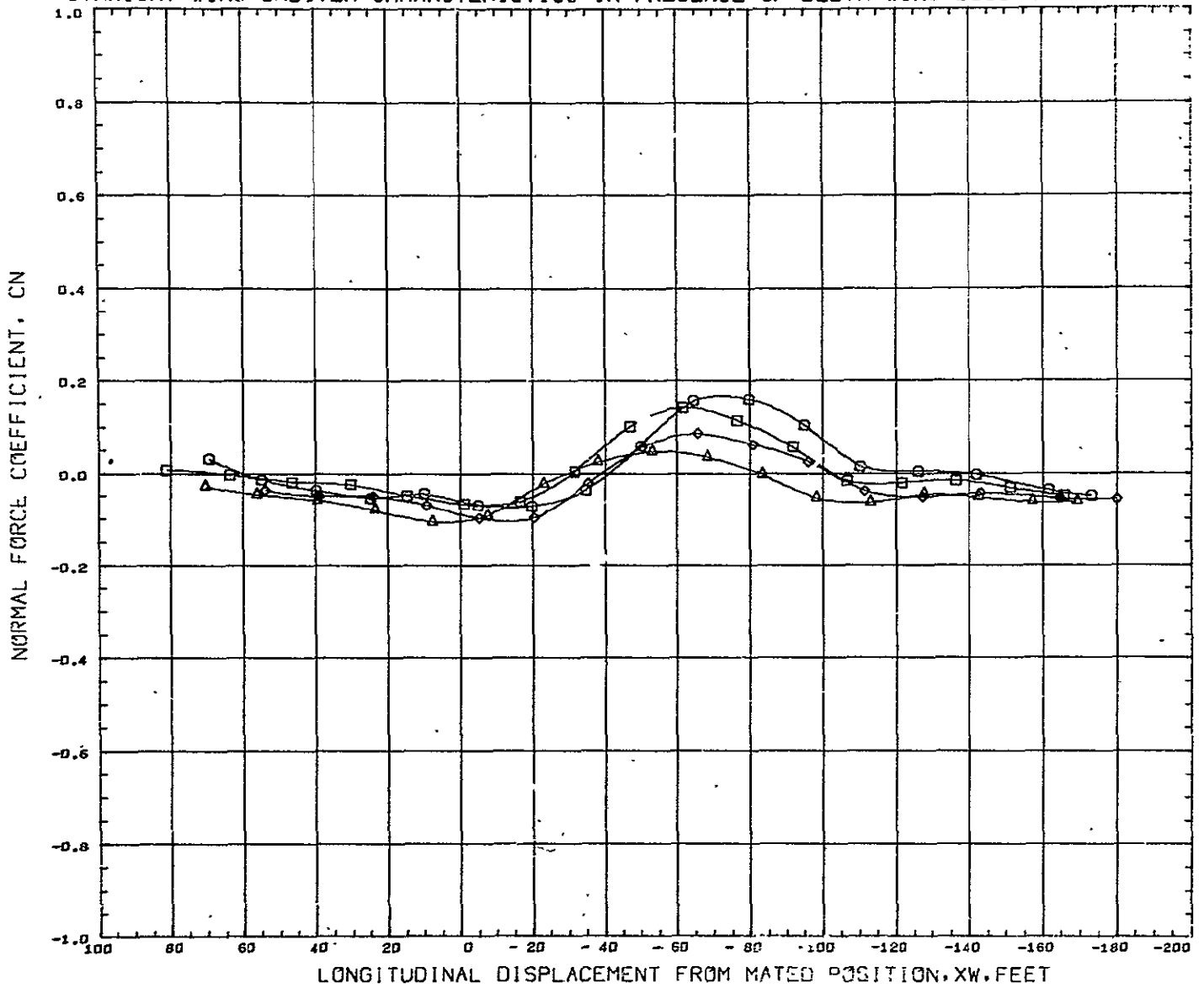
STRAIGHT-WING ORBITER CHARACTERISTICS IN PRESENCE OF DELTA-WING BOOSTER AT M=1.1



SYMBOL	GAP Z	PARAMETRIC VALUES				REFERENCE INFORMATION		
		ALPHA0	ALPHAB	BETA	REFS	REFL	SQ IN	
□	4.380	0.000	0.000	0.000	5.4400	1.1302	IN	
◇	13.380	MACH	1.100	BETA	0.000	5.2150	IN	
◇	29.380	HORZTL	0.000			4.5255	IN	
△	54.380					0.0000	IN	
						ZMRP	0.6510	IN
						SCALE	0.0035	

DATA HIST. CODE #EVMHM

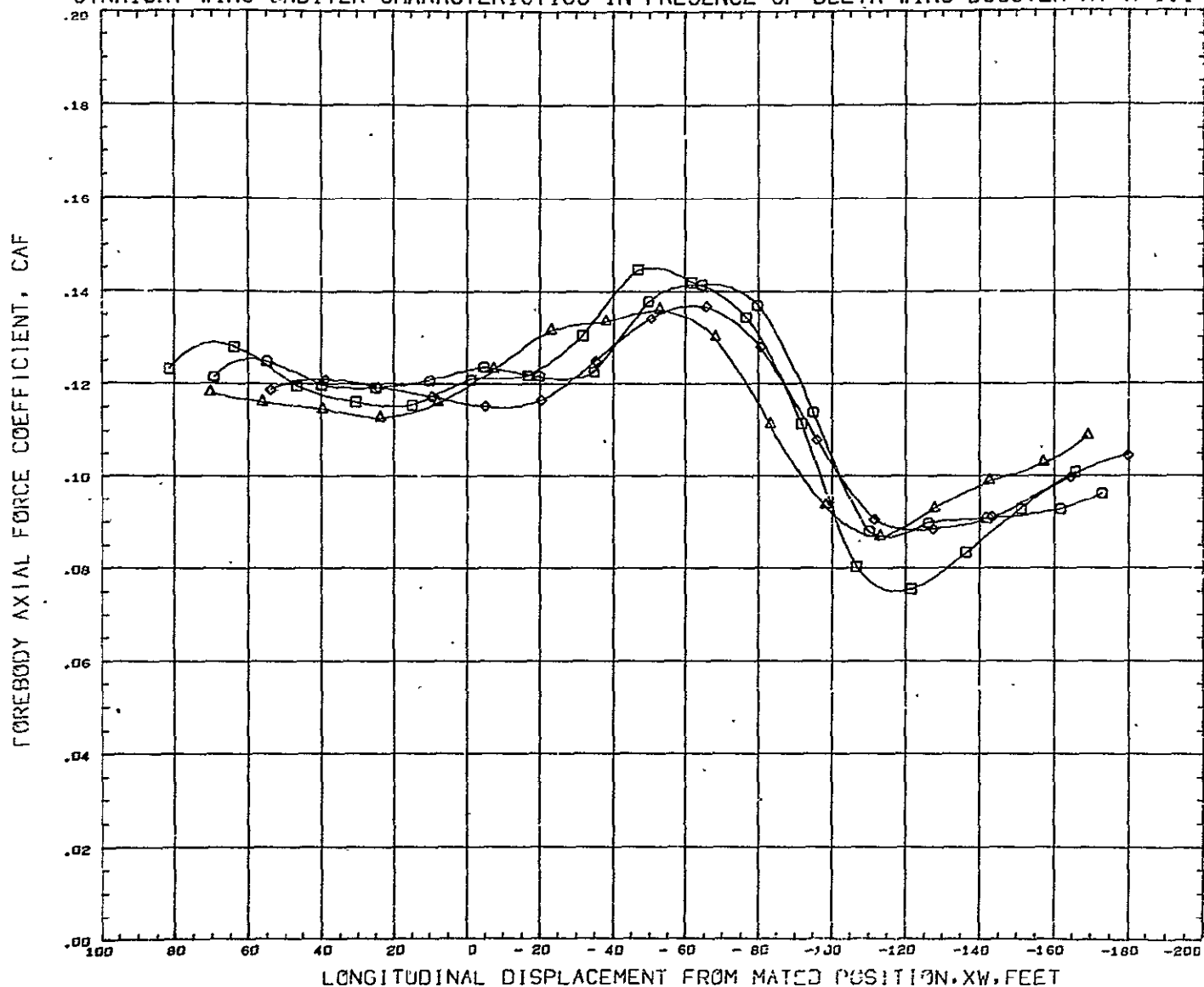
STRAIGHT-WING ORBITER CHARACTERISTICS IN PRESENCE OF DELTA-WING BOOSTER AT M=1.1



SYMBOL	GAP Z	PARAMETRIC VALUES				REFERENCE INFORMATION		
		ALPHA0	ALPHAB	BETA	REFS	REFL	REFB	
□	4.380	0.000	0.000	0.000	5.4400	1.1302	5.2150	
◇	13.360	1.100	0.000	0.000	4.5255	0.0000	0.6510	
△	29.380	0.000			0.0035			
○	54.380							

DATA HIST. CODE #EVMMH

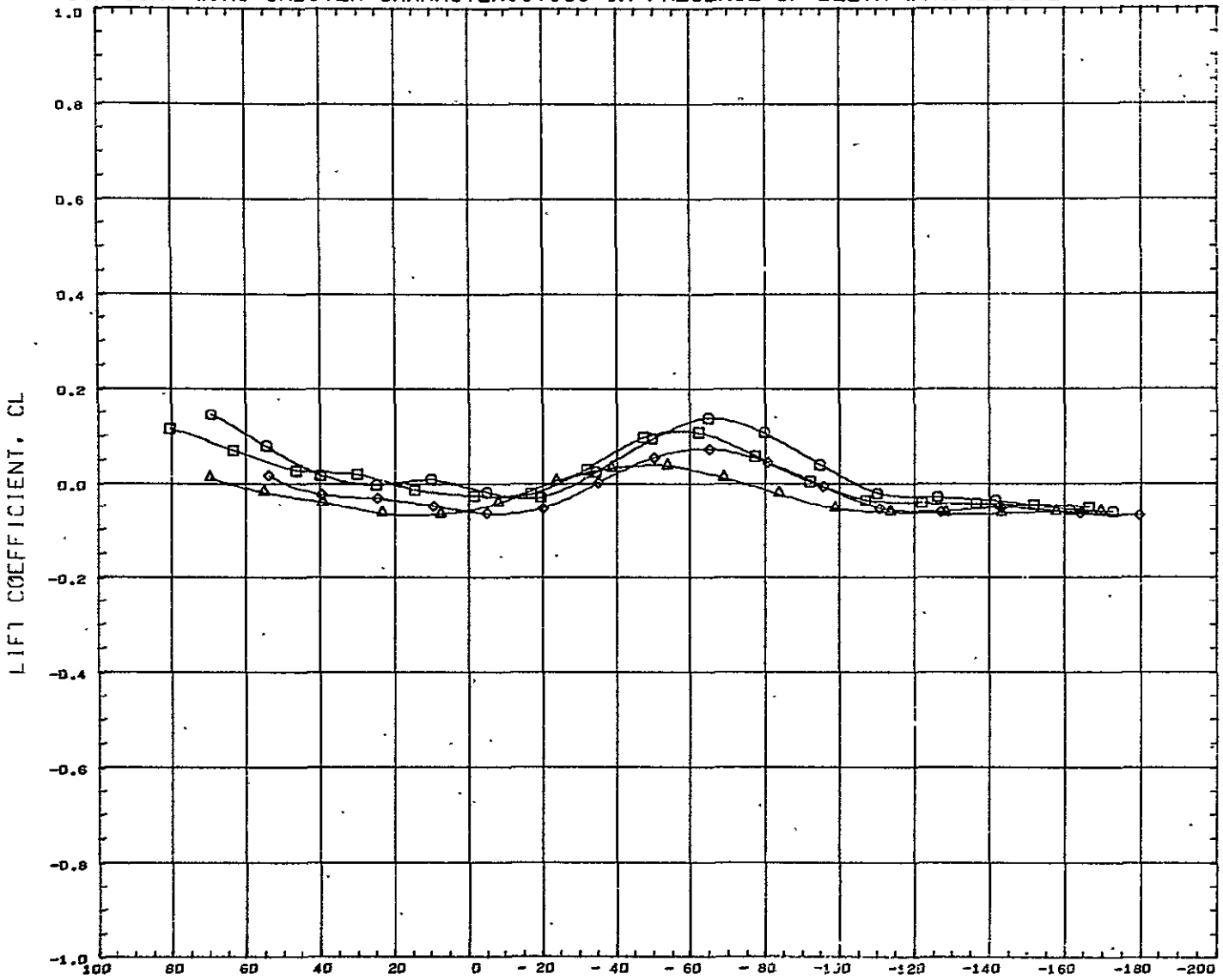
STRAIGHT-WING ORBITER CHARACTERISTICS IN PRESENCE OF DELTA-WING BOOSTER AT M=1.1



SYMBOL	GAP Z	PARAMETRIC VALUES				REFERENCE INFORMATION		
○	4.380	ALPHA0	0.000	ALPHA8	0.000	REFS	5.4400	SQ IN
□	13.380	MACH	1.100	BETA	0.000	REFL	1.1302	IN
◇	29.380	HORZTL	0.000			REFB.	5.2150	IN
△	54.380					XMRP	4.5255	IN
						YMRP	0.0000	IN
						ZMRP	0.6510	IN
						SCALE	0.0035	

DATA HIST. CODE #EVMMH

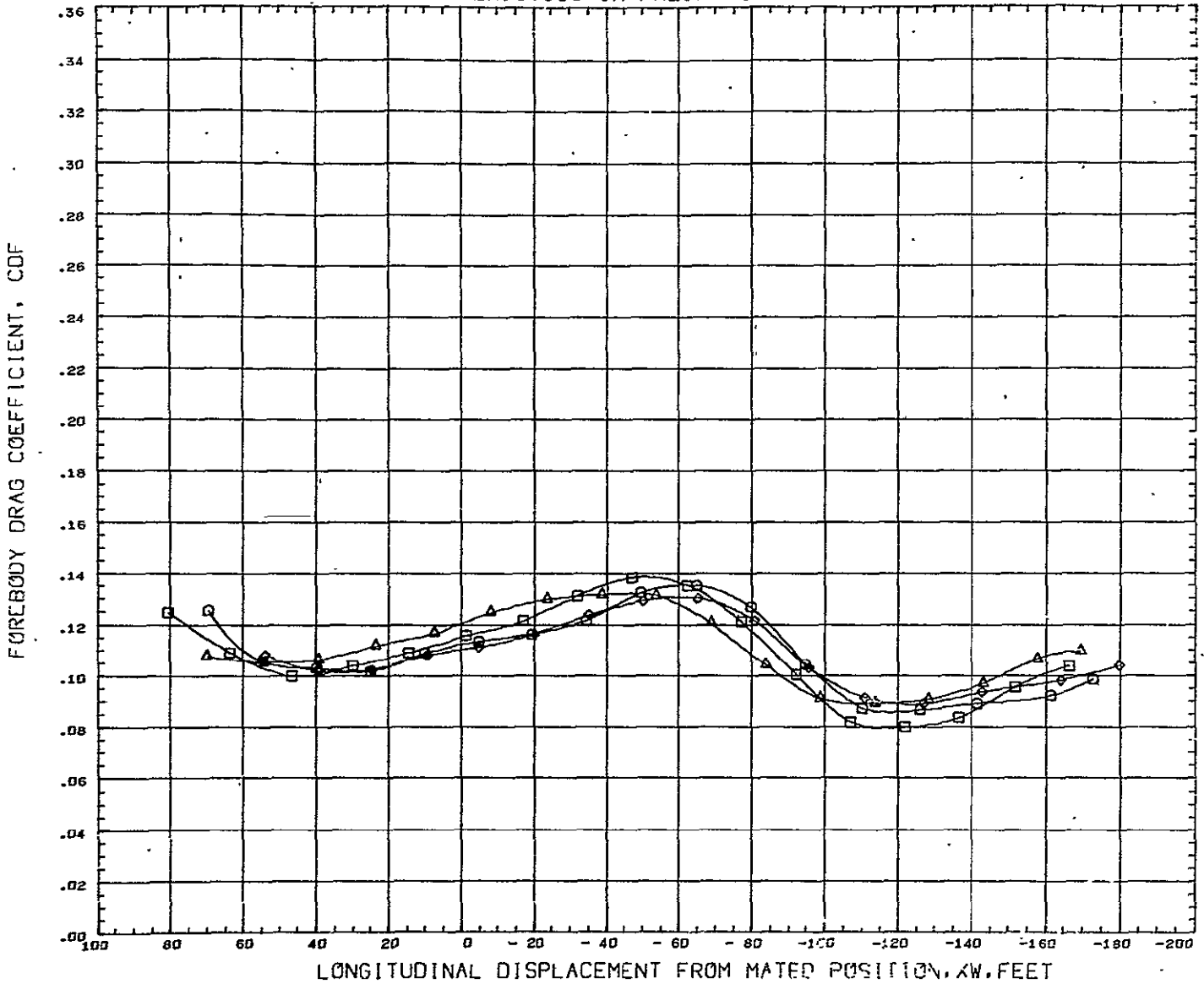
STRAIGHT-WING ORBITER CHARACTERISTICS IN PRESENCE OF DELTA-WING BOOSTER AT M=1.1



SYMBOL	CAP Z	PARAMETRIC VALUES		REFERENCE INFORMATION	
□	4.380	ALPHA0	0.000	ALPHAB	- 5.000
◇	13.380	MACH	1.100	BETA	0.000
◇	29.380	HORZTL	0.000	REFS	5.4400 SQ IN
△	54.380			REFL	1.1302 IN
				REFB	5.2150 IN
				XMRP	4.5255 IN
				YMRP	0.0000 IN
				ZMRP	0.6510 IN
				SCALE	0.0035

DATA HIST. CODE #EVMHH

STRAIGHT-WING ORBITER CHARACTERISTICS IN PRESENCE OF DELTA-WING BOOSTER AT M=1.1

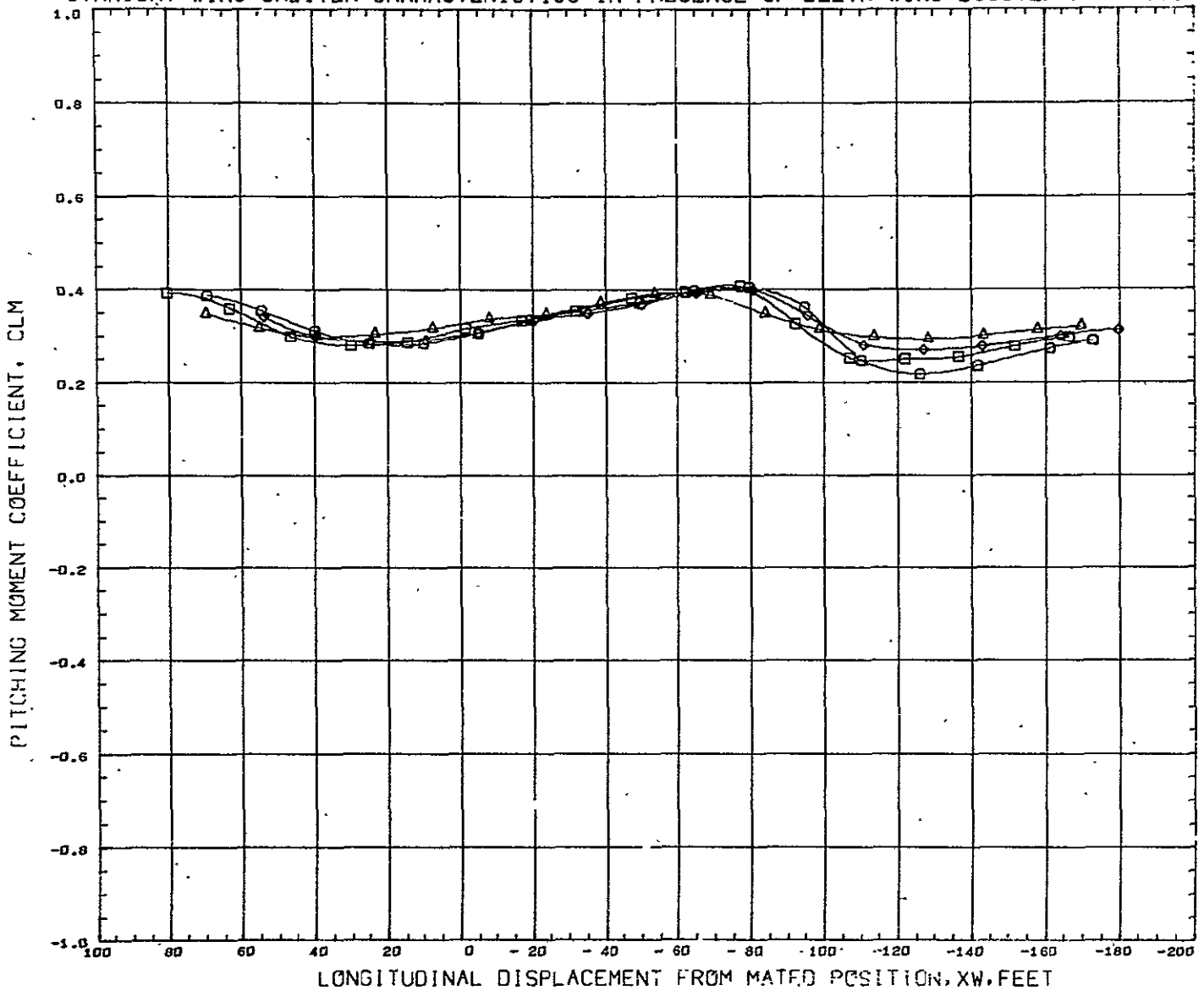


LONGITUDINAL DISPLACEMENT FROM MATED POSITION, XW, FEET

SYMBOL	GAP Z	PARAMETRIC VALUES				REFERENCE INFORMATION		
○	4.385	ALPHA0	0.000	ALPHA5	- 5.000	REF5	5.4400	SQ IN
□	13.385	MACH	1.100	BETA	0.000	REFL	1.1302	IN
◇	29.385	HOPZTL	0.000			REFB	5.2150	IN
△	54.385					XMRP	4.5255	IN
						YMRP	0.0000	IN
						ZMRP	0.6510	IN
						SCALE	0.0035	

DATA HIST. CODE #EVHMM

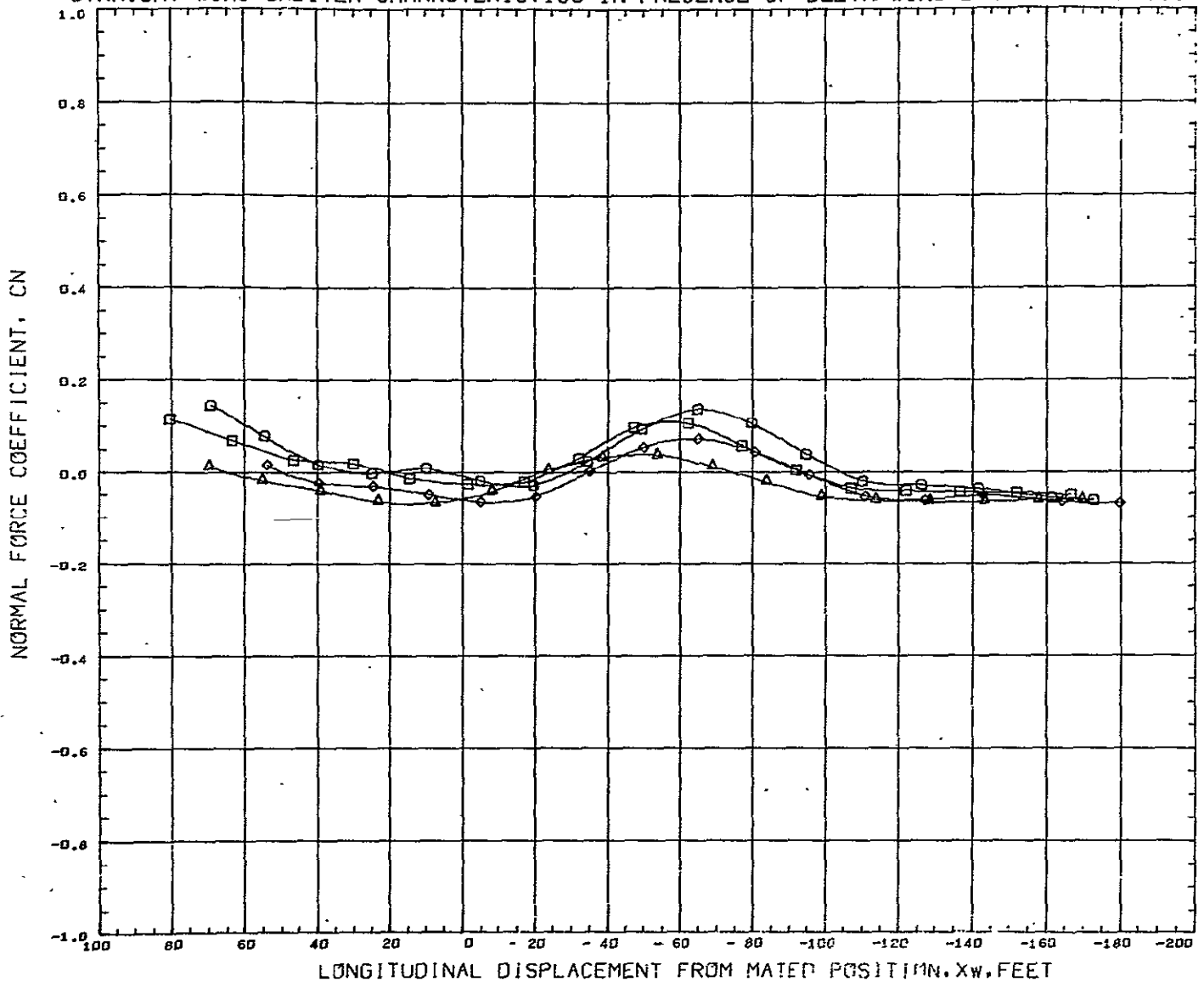
STRAIGHT-WING ORBITER CHARACTERISTICS IN PRESENCE OF DELTA-WING BOOSTER AT M=1.1



SYMBOL	CAP Z	PARAMETRIC VALUES				REFERENCE INFORMATION			
		ALPHA0	MACH	HORZTL	ALPHAB	BETA	REFL	SQ IN	
□	4.380	0.000	1.100	0.000	-5.000	0.000	5.4400	IN	
◇	13.380	0.000	1.100	0.000	-5.000	0.000	1.1302	IN	
○	29.380	0.000	1.100	0.000	-5.000	0.000	5.2150	IN	
△	54.380	0.000	1.100	0.000	-5.000	0.000	4.5255	IN	
							YMRP	0.0000	IN
							ZMRP	0.6510	IN
							SCALE	0.0035	

DATA HIST. CODE #EVMMH

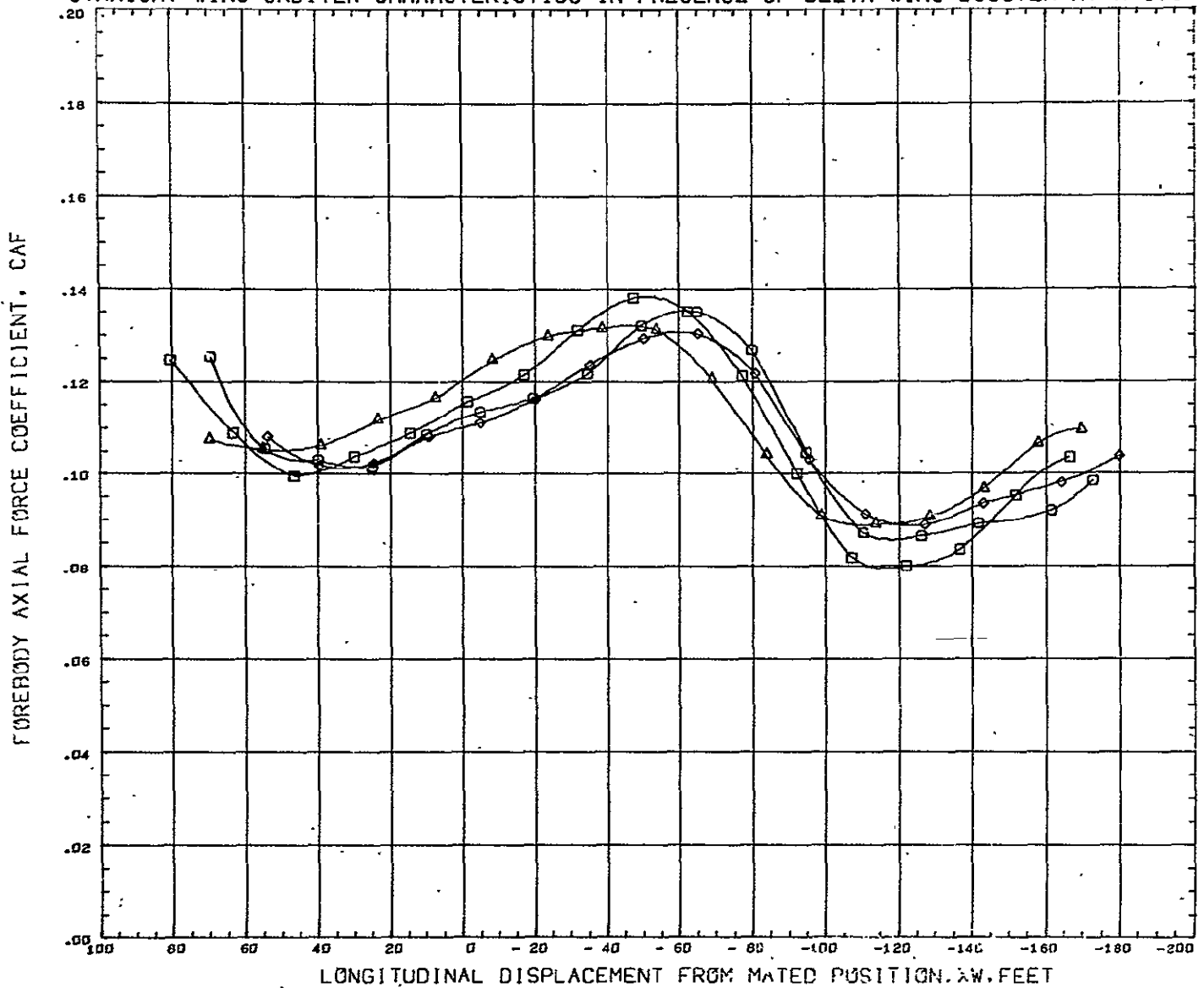
STRAIGHT-WING ORBITER CHARACTERISTICS IN PRESENCE OF DELTA-WING BOOSTER AT M=1.1



SYMBOL	GAP Z	PARAMETRIC VALUES				REFERENCE INFORMATION		
○	4.380	ALPHA0	0.000	ALPHAB	- 5.000	REFS	5.4400	SQ IN
□	13.380	MACH	1.100	BETA	0.000	REFL	1.1302	IN
◇	29.380	HORZTL	0.000			REFE	5.2150	IN
△	54.380					XMRP	4.5255	IN
						YMRP	0.0000	IN
						ZMRP	0.6510	IN
						SCALE	0.0035	

DATA HIST. CODE %EVHMH

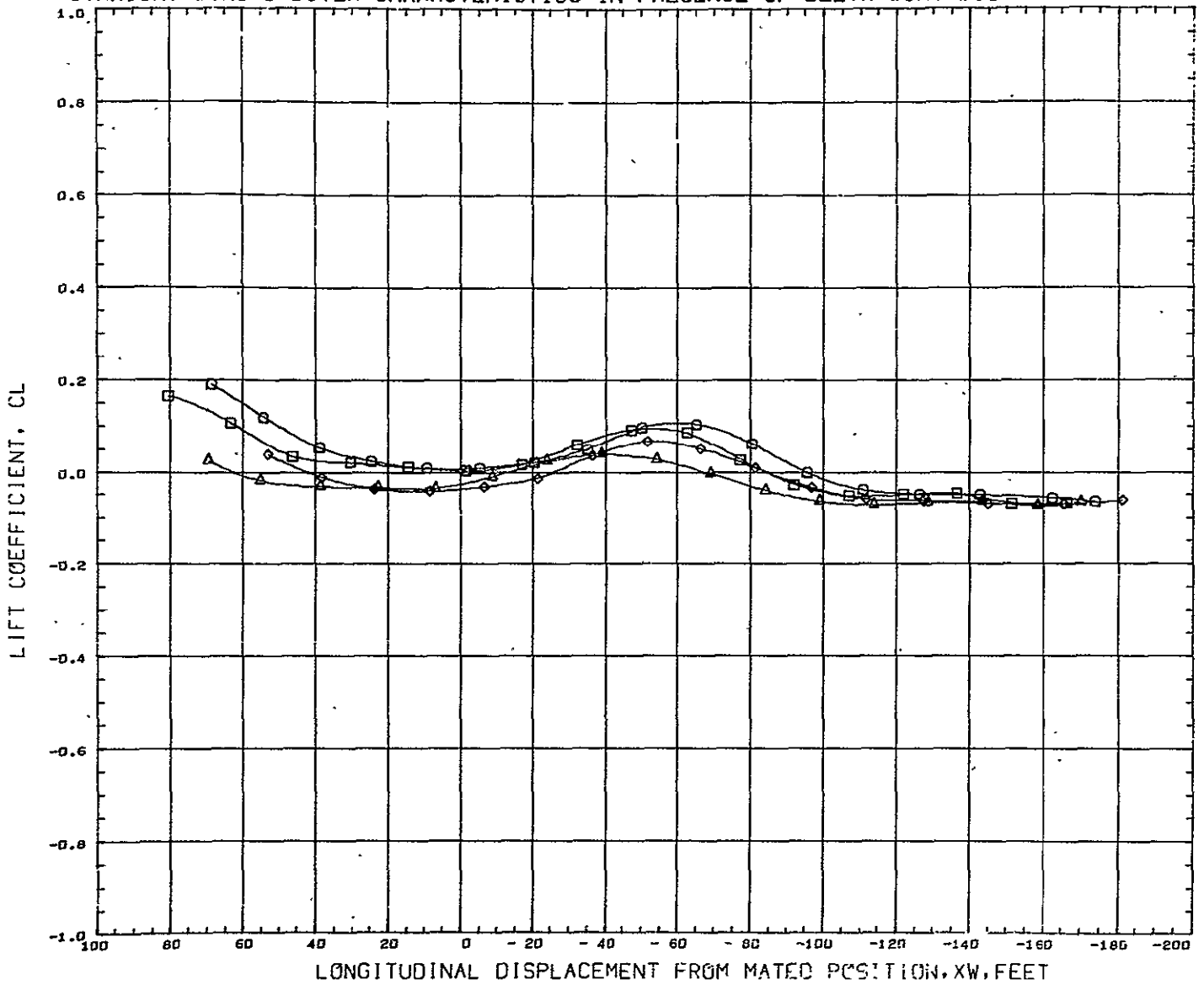
STRAIGHT-WING ORBITER CHARACTERISTICS IN PRESENCE OF DELTA-WING BOOSTER AT M=1.1



SYMBOL	GAF Z	PARAMETRIC VALUES		REFERENCE INFORMATION				
□	4.380	ALPHA0	0.000	ALPHA8	- 5.000	REFS	5.4400	SQ IN
◇	13.380	MACH	1.100	BETA	0.000	REFL	1.1302	IN
○	29.380	HORZTL	0.000			REFB	5.2150	IN
△	54.380					XMRP	4.5255	IN
						YMRP	0.0000	IN
						ZMRP	0.6510	IN
						SCALE	0.0035	

DATA HIST. CODE *EVMMH

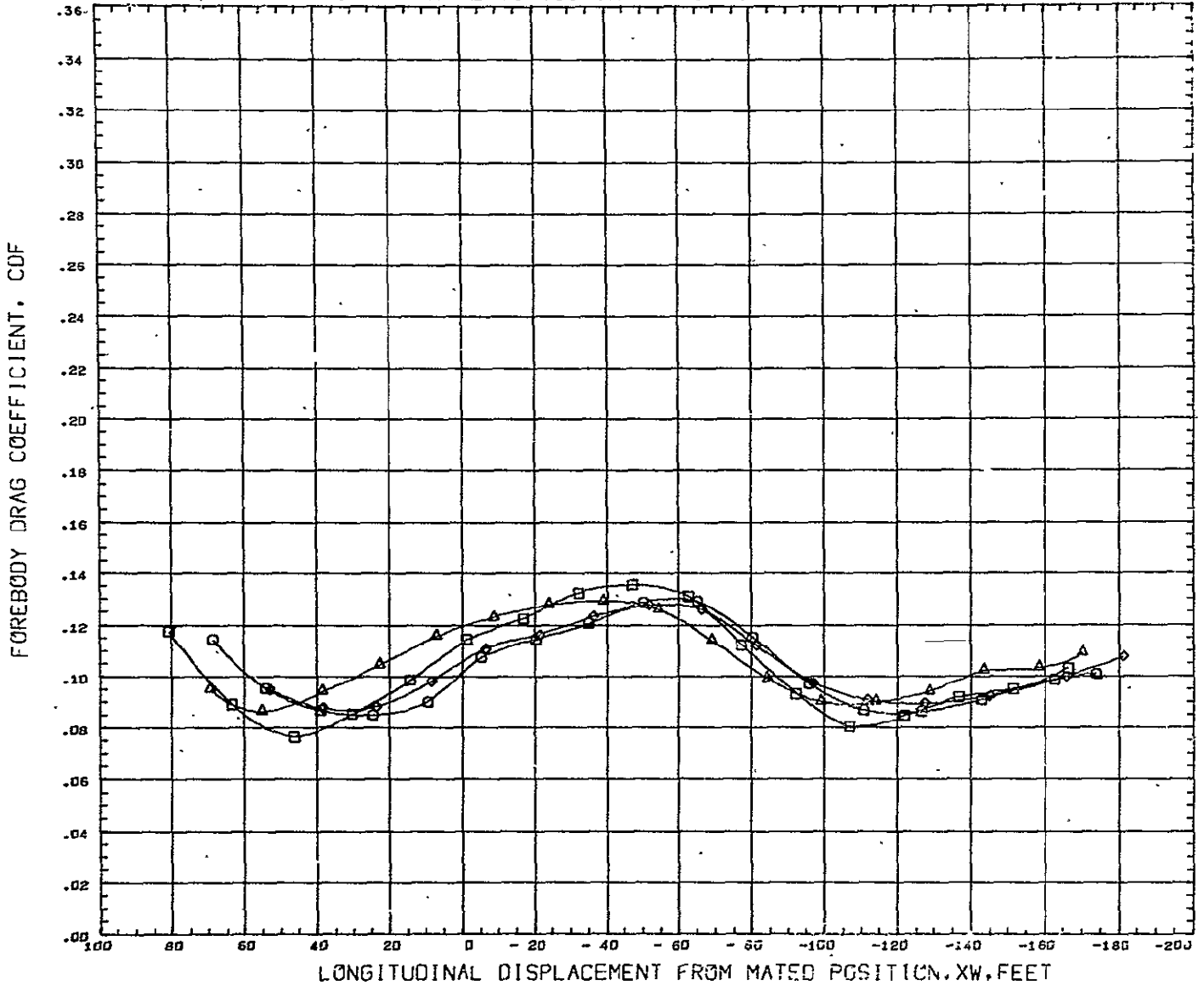
STRAIGHT-WING ORBITER CHARACTERISTICS IN PRESENCE OF DELTA-WING BOOSTER AT M=1.1



SYMBOL	GAP Z	PARAMETRIC VALUES				REFERENCE INFORMATION		
○	4.380	ALPHA0	0.000	ALPHAB	-10.000	KCFS	5.4400	SQ IN
□	13.380	MACH	1.100	BETA	0.000	REFL	1.1302	IN
◇	29.380	HGRZTL	0.000			REFB	5.2150	IN
△	54.380					XHRF	4.5255	IN
						YMRP	0.0000	IN
						ZMRP	0.6510	IN
						SCALE	0.0035	

DATA HIST. CODE #EVMMH

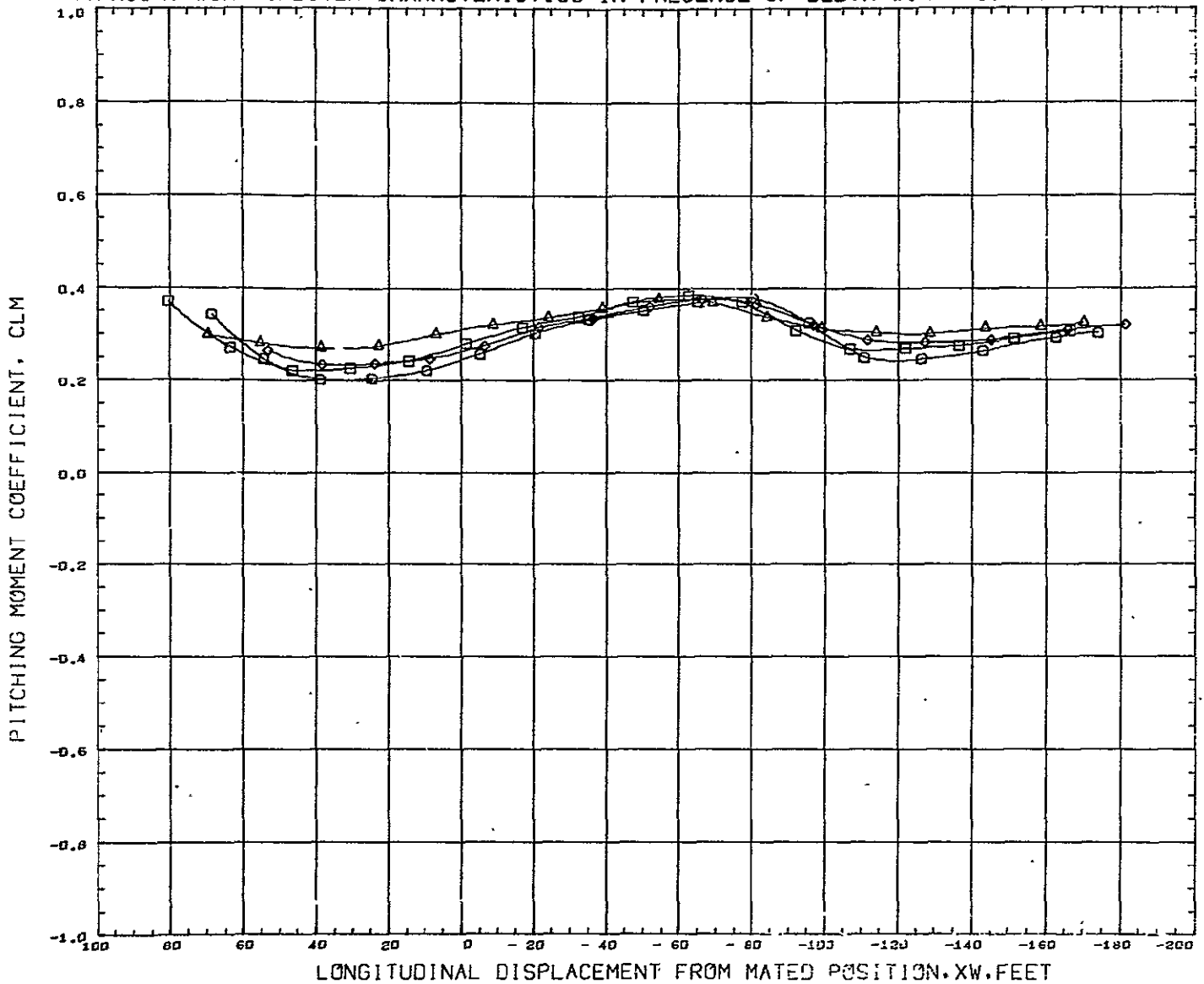
STRAIGHT-WING ORBITER CHARACTERISTICS IN PRESENCE OF DELTA-WING BOOSTER AT M=1.1



SYMBOL		GAP Z		PARAMETRIC VALUES				REFERENCE INFORMATION		
○	4.380	ALPHA0	0.000	ALPHAB	-10.000	PCFC	5.4400	SQ	IN	
□	13.380	HACH	1.100	BETA	0.000	REPL	1.1302	IN		
◇	29.380	HORZTL	0.000			REFB	5.2150	IN		
△	54.380					XMRP	4.5255	IN		
						YMRP	0.0000	IN		
						ZMRP	0.6510	IN		
						SCALE	0.0035			

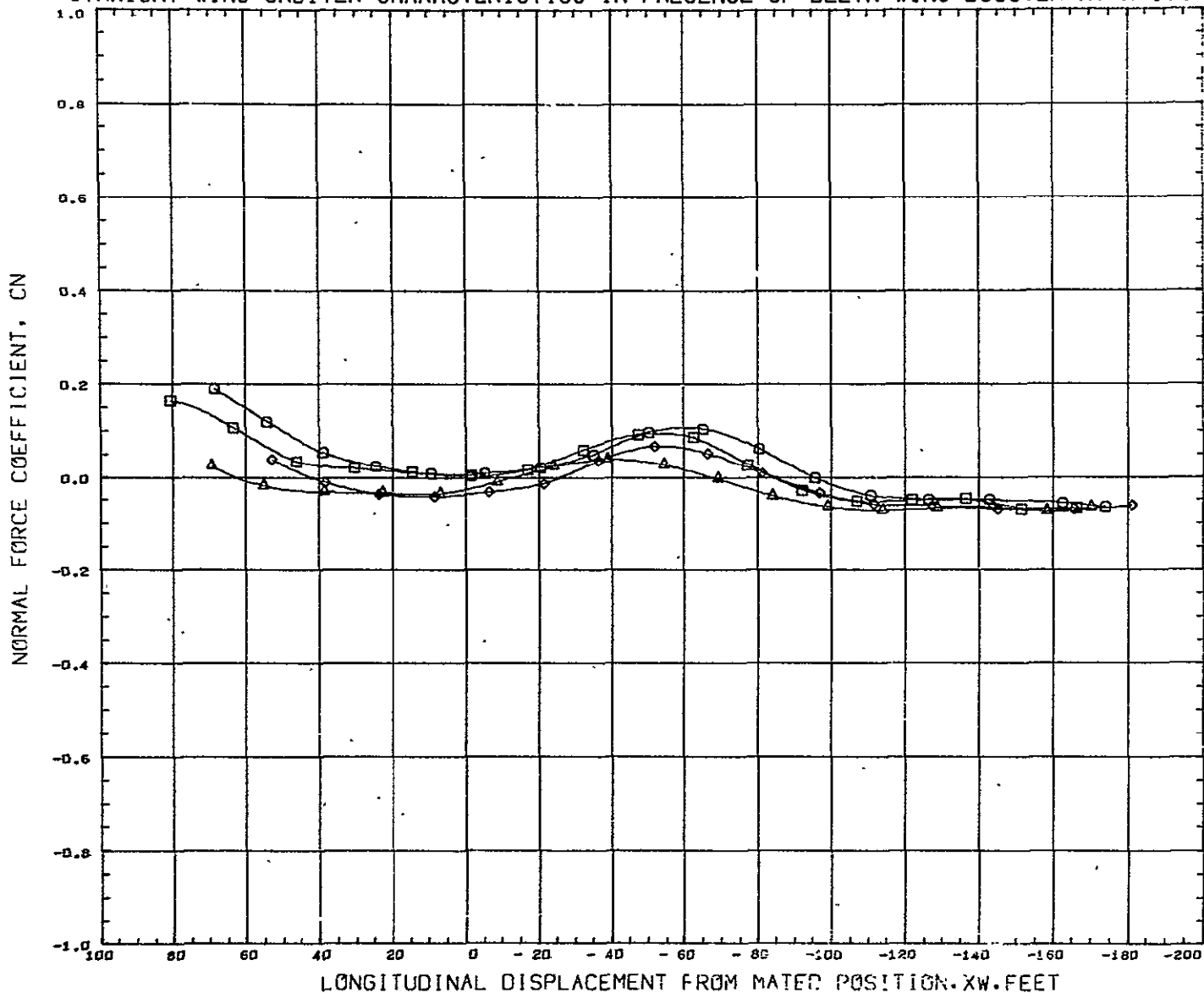
DATA HIST. CODE #EVHMM

STRAIGHT-WING ORBITER CHARACTERISTICS IN PRESENCE OF DELTA-WING BOOSTER AT M=1.1



SYMBOL	GAP Z	PARAMETRIC VALUES	REFERENCE INFORMATION
□	4.380	ALPHA0 0.000 ALPHA8 -10.000	REFS 5.4400 SQ IN
◇	13.380	MACH 1.100 BETA 0.000	REFL 1.1302 IN
○	29.380	HORZTL 0.000	REFD 5.2150 IN
△	54.380		XMRP 4.5255 IN
			YMRP 0.0000 IN
			ZMRP 0.6510 IN
			SCALE 0.0035
	DATA HIST. CODE	#EVMM	

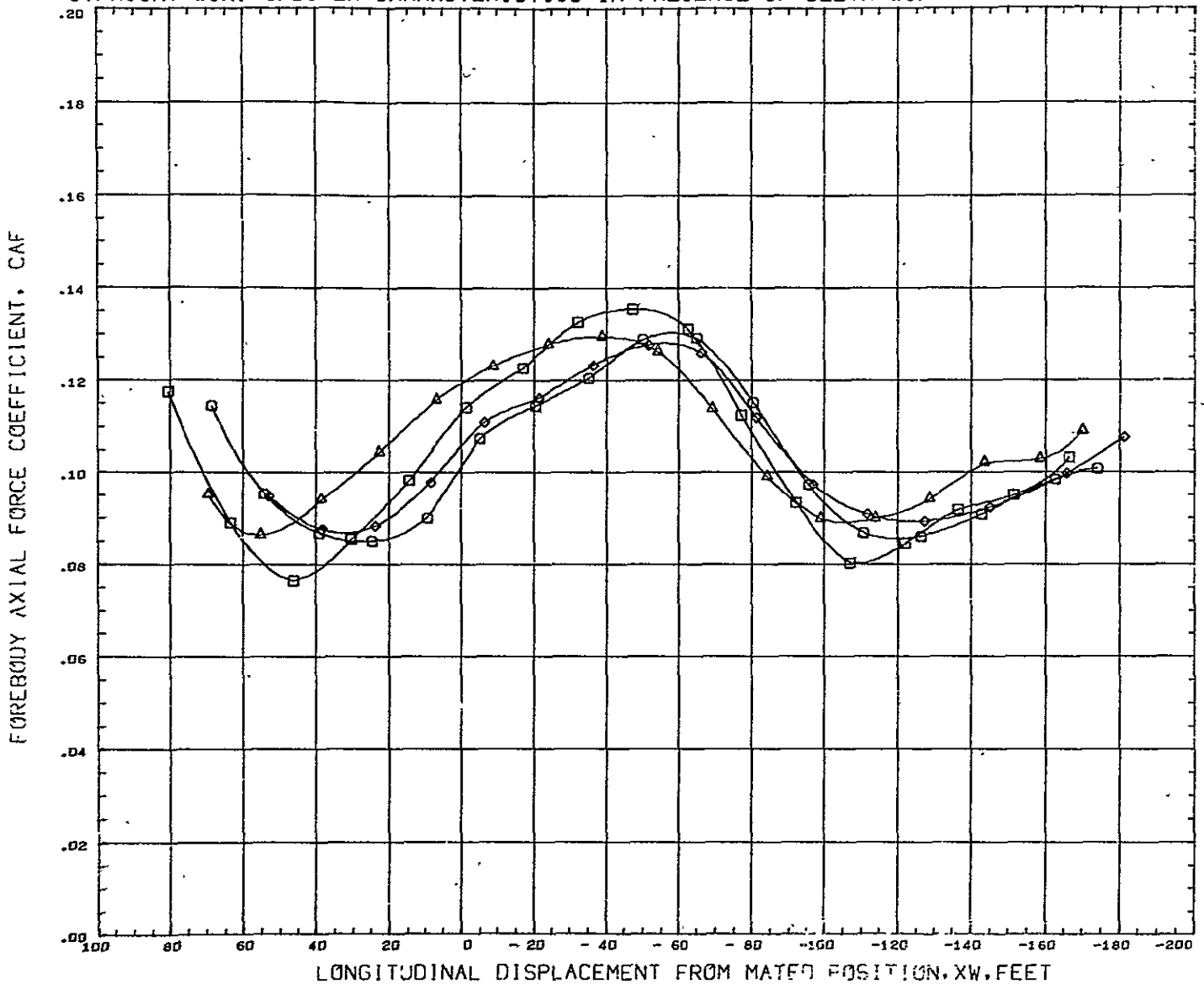
STRAIGHT-WING ORBITER CHARACTERISTICS IN PRESENCE OF DELTA-WING BOOSTER AT M=1.1



SYMBOL	GAP Z	PARAMETRIC VALUES				REFERENCE INFORMATION		
□	4.380	ALPHA0	0.000	ALPHA8	-10.000	RTS	5.4400	SQ IN
◇	13.380	MACH	1.100	BETA	0.000	REFL	1.1302	IN
○	29.380	HORZTL	0.000			REFD	5.2150	IN
△	54.380					XMRP	4.5255	IN
						YMRP	0.0000	IN
						ZMRP	0.6510	IN
						SCALE	0.0035	

DATA HIST. CODE #EVHMH

STRAIGHT-WING ORBITER CHARACTERISTICS IN PRESENCE OF DELTA-WING BOOSTER AT M=1.1

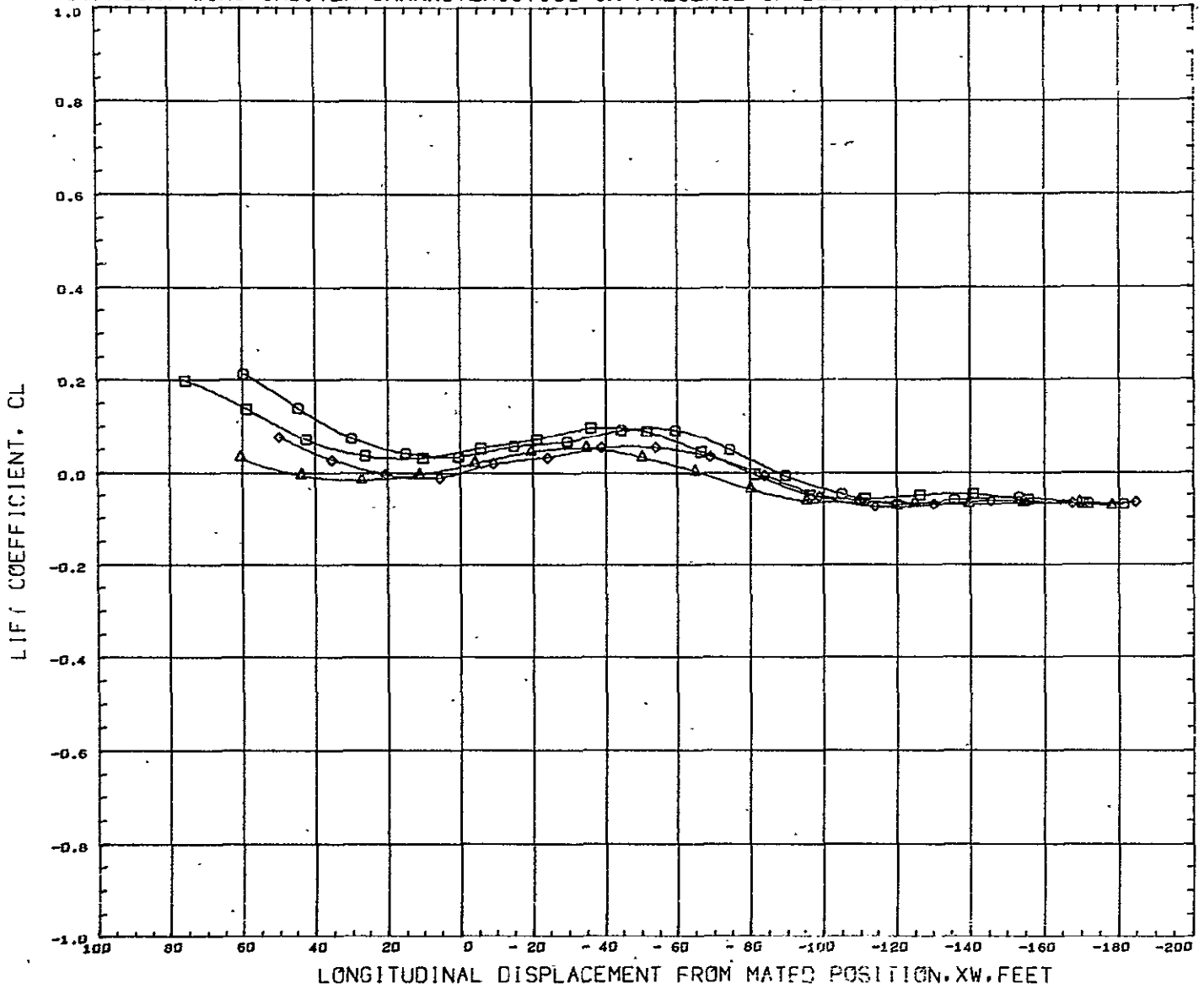


LONGITUDINAL DISPLACEMENT FROM MATED POSITION, XW, FEET

SYMBOL	GAP Z	PARAMETRIC VALUES				REFERENCE INFORMATION		
□	4.380	ALPHA0	0.000	ALPHAB	-10.000	REF S	5.4400	SQ IN
◇	13.380	MACH	1.100	BETA	0.000	REFL	1.1302	IN
◊	29.380	HORZTL	0.000			REFB	5.2150	IN
△	54.380					XMRP	4.5255	IN
						YMRP	0.0000	IN
						ZMRP	0.6510	IN
						SCALE	0.0035	

DATA HIST. CODE 0EVMMH

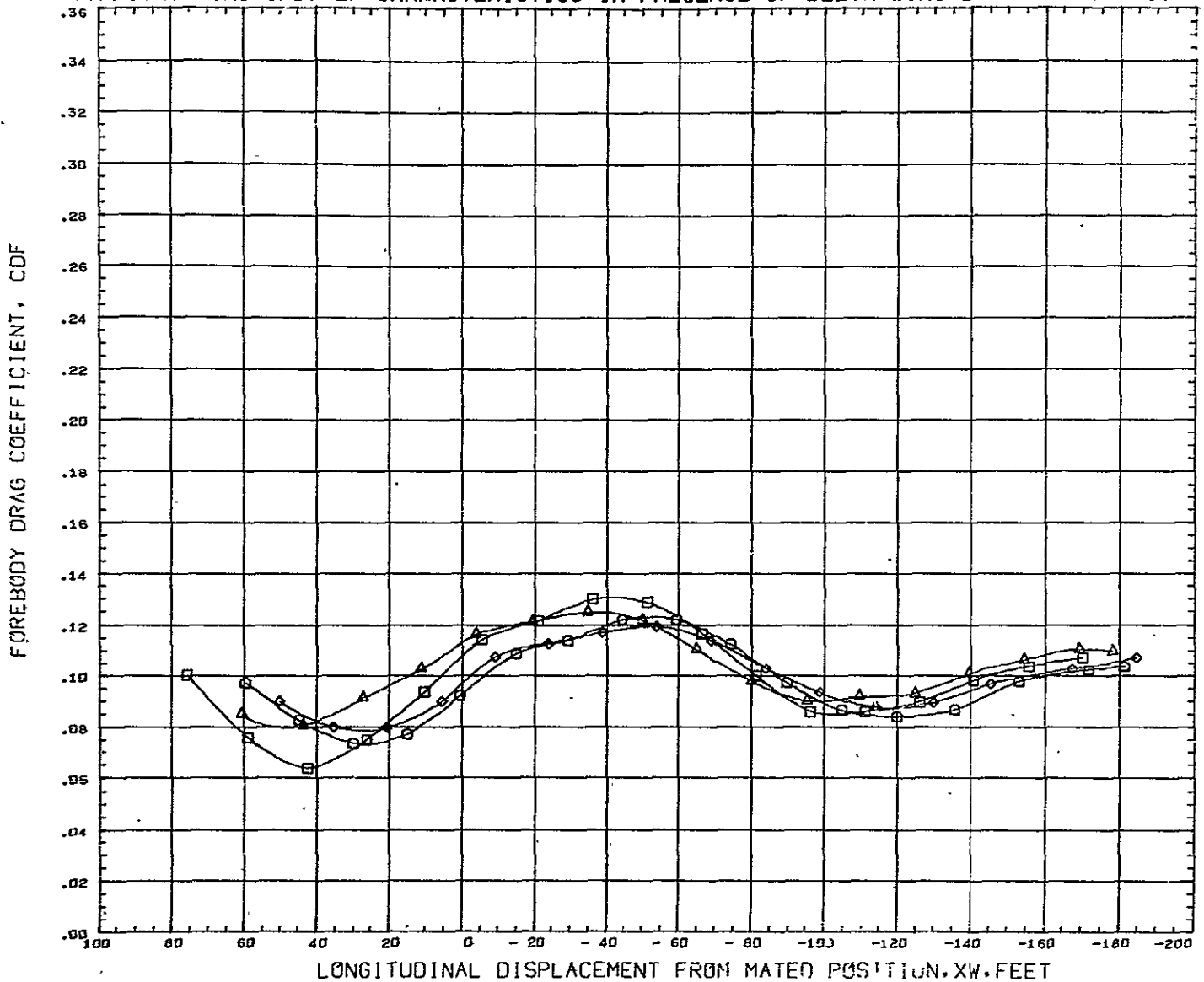
STRAIGHT-WING ORBITER CHARACTERISTICS IN PRESENCE OF DELTA-WING BOOSTER AT M=1.1



SYMBOL	GAP Z	PARAMETRIC VALUES				REFERENCE INFORMATION		
○	4.380	ALPHA0	0.000	ALPHAB	-15.000	REFS	5.4400	SQ IN
□	13.380	MACH	1.100	BETA	0.000	REFL	1.1302	IN
◇	29.380	HORZTL	0.000			REFB	5.2150	IN
△	54.380					XMRP	4.5255	IN
						YMRP	0.0000	IN
						ZMRP	0.6510	IN
						SCALE	0.0035	

DATA HIST. CODE #EVMMH

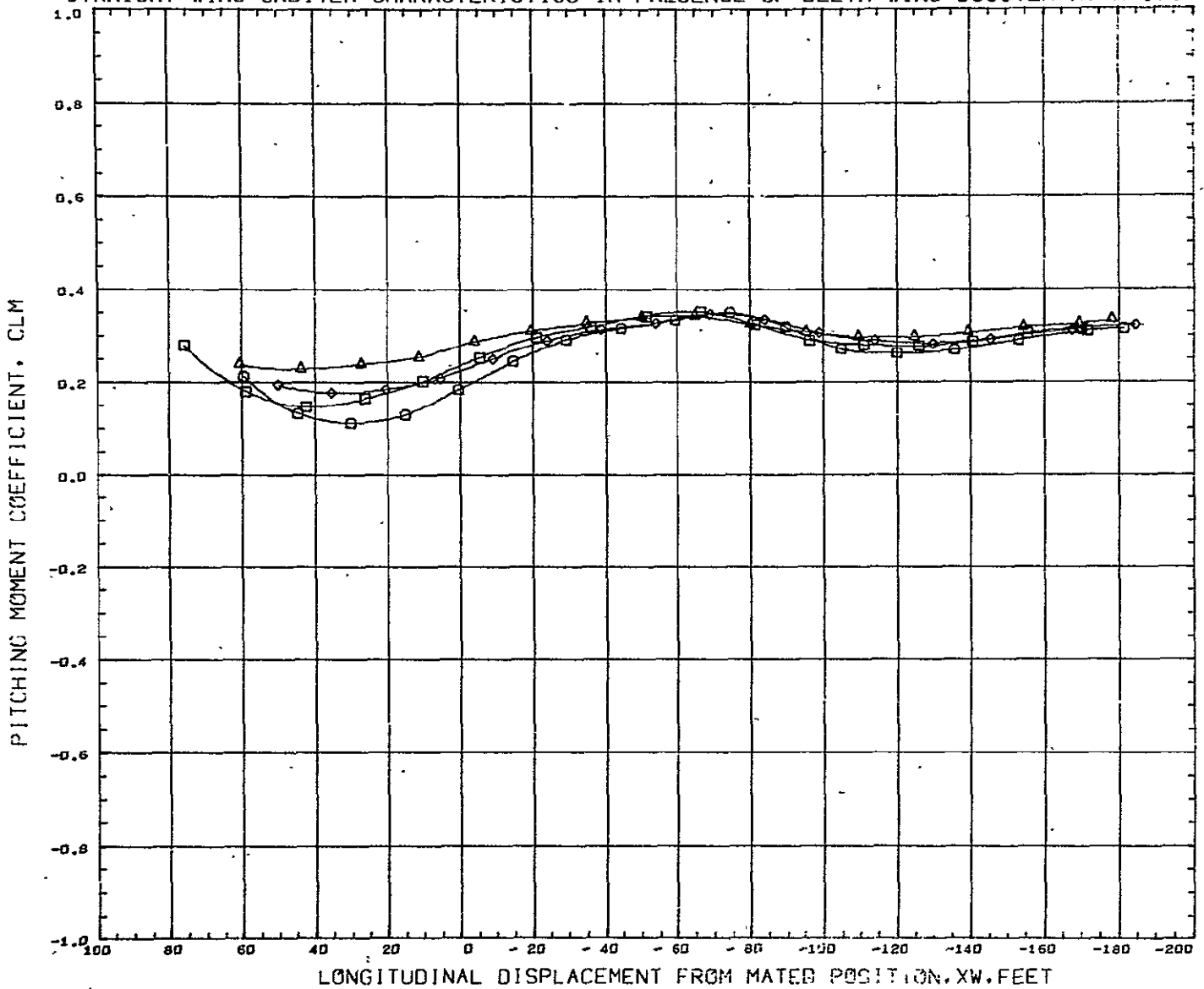
STRAIGHT-WING ORBITER CHARACTERISTICS IN PRESENCE OF DELTA-WING BOOSTER AT M=1.1



SYMBOL	GAP Z	PARAMETRIC VALUES				REFERENCE INFORMATION		
		ALPHA0	BETA	ALPHAS	BETA	REFC	REFL	REFB
○	4.380	0.000	1.100	-15.000	0.000	5.4400	1.1302	5.2150
□	13.380	0.000	1.100	-15.000	0.000	5.4400	1.1302	5.2150
◇	29.380	0.000	1.100	-15.000	0.000	5.4400	1.1302	5.2150
△	54.380	0.000	1.100	-15.000	0.000	5.4400	1.1302	5.2150

DATA HIST. CODE #EVMMH

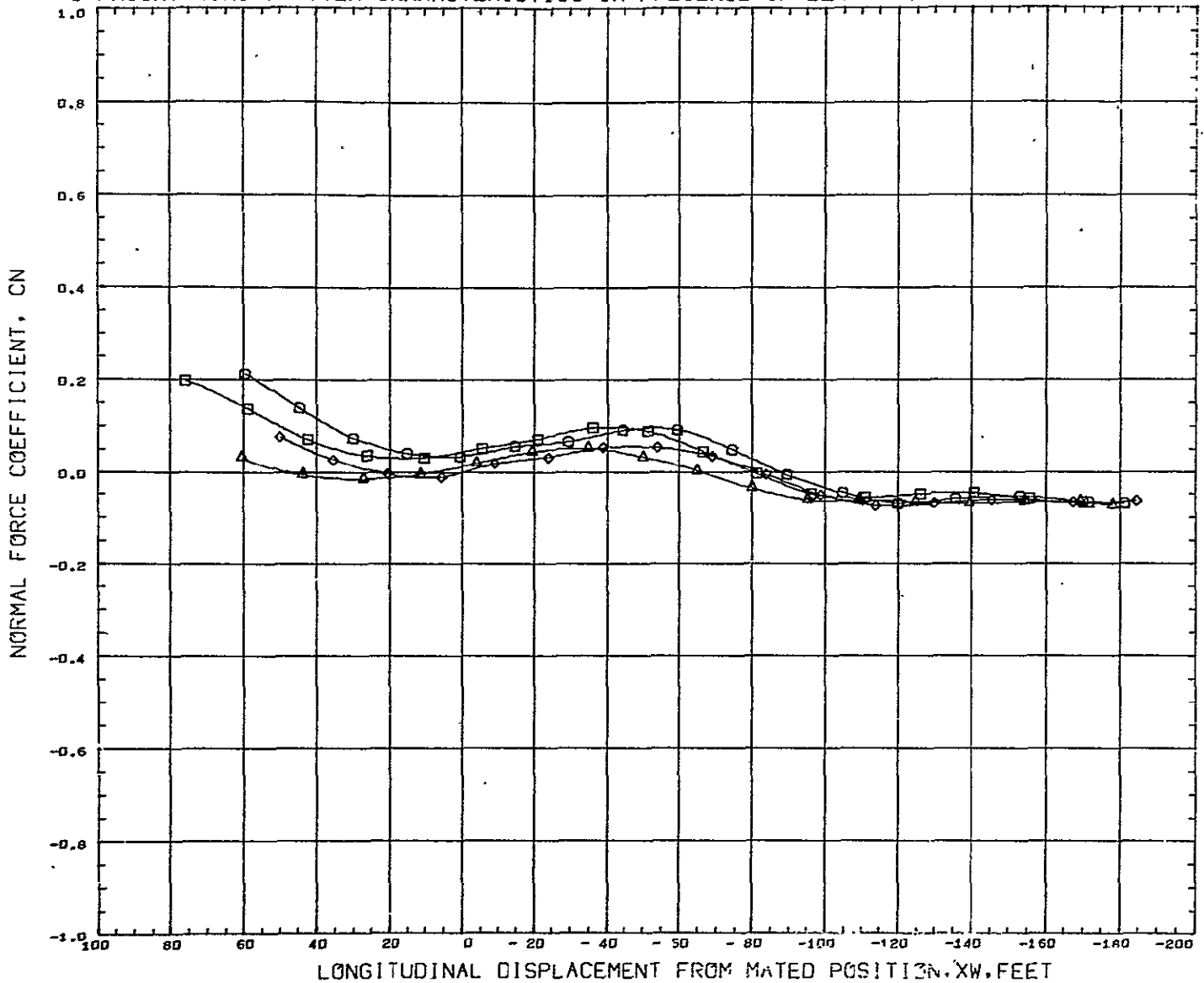
STRAIGHT-WING ORBITER CHARACTERISTICS IN PRESENCE OF DELTA-WING BOOSTER AT M=1.1



SYMBOL	GAP Z	PARAMETRIC VALUES				REFERENCE INFORMATION		
□	4.300	ALPHA0	0.000	ALPHAB	-15.000	REFS	5.4400	SQ IN
◇	13.300	MACH	1.100	BETA	0.000	REFL	1.1302	IN
○	29.300	HORZTL	0.000			REFB	5.2150	IN
△	54.300					XHRF	4.5255	IN
						YHRF	0.0000	IN
						ZHRF	0.6510	IN
						SCALE	0.0035	

DATA HIST. CODE #EVHMK

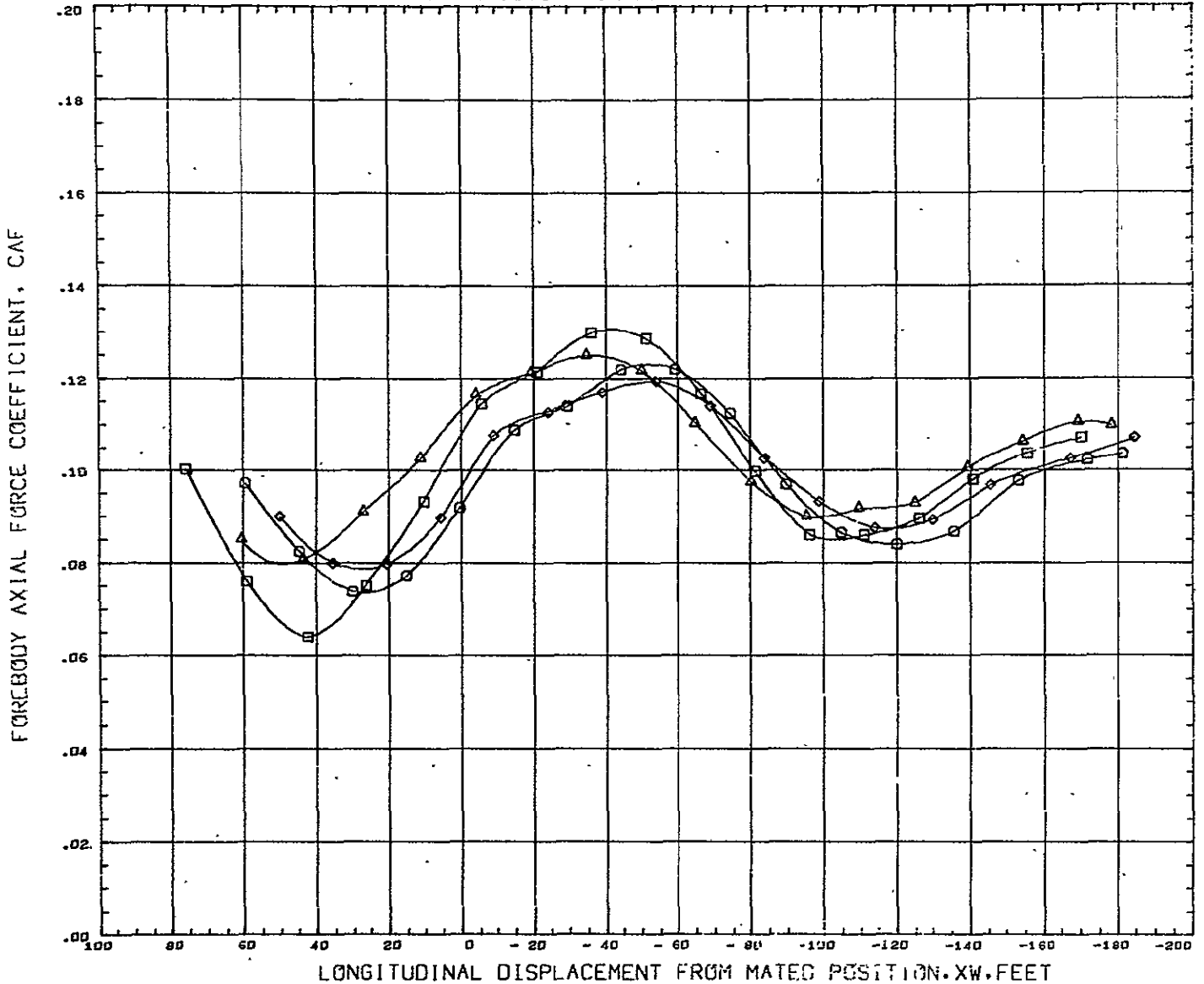
STRAIGHT-WING ORBITER CHARACTERISTICS IN PRESENCE OF DELTA-WING BOOSTER AT M=1.1



SYMBOL	GAP Z	PARAMETRIC VALUES				REFERENCE INFORMATION		
○	4.380	ALPHA0	0.000	ALPHAB	-15.000	REFC	5.4400	SQ IN
□	13.380	MACH	1.100	BETA	0.000	REFL	1.1302	IN
◇	29.380	HORZTL	0.000			REFB	5.2150	IN
△	54.380					XMRP	4.5255	IN
						YMRF	0.0000	IN
						ZMRF	0.6510	IN
						SCALE	0.0035	

DATA HIST. CODE #EVMHH

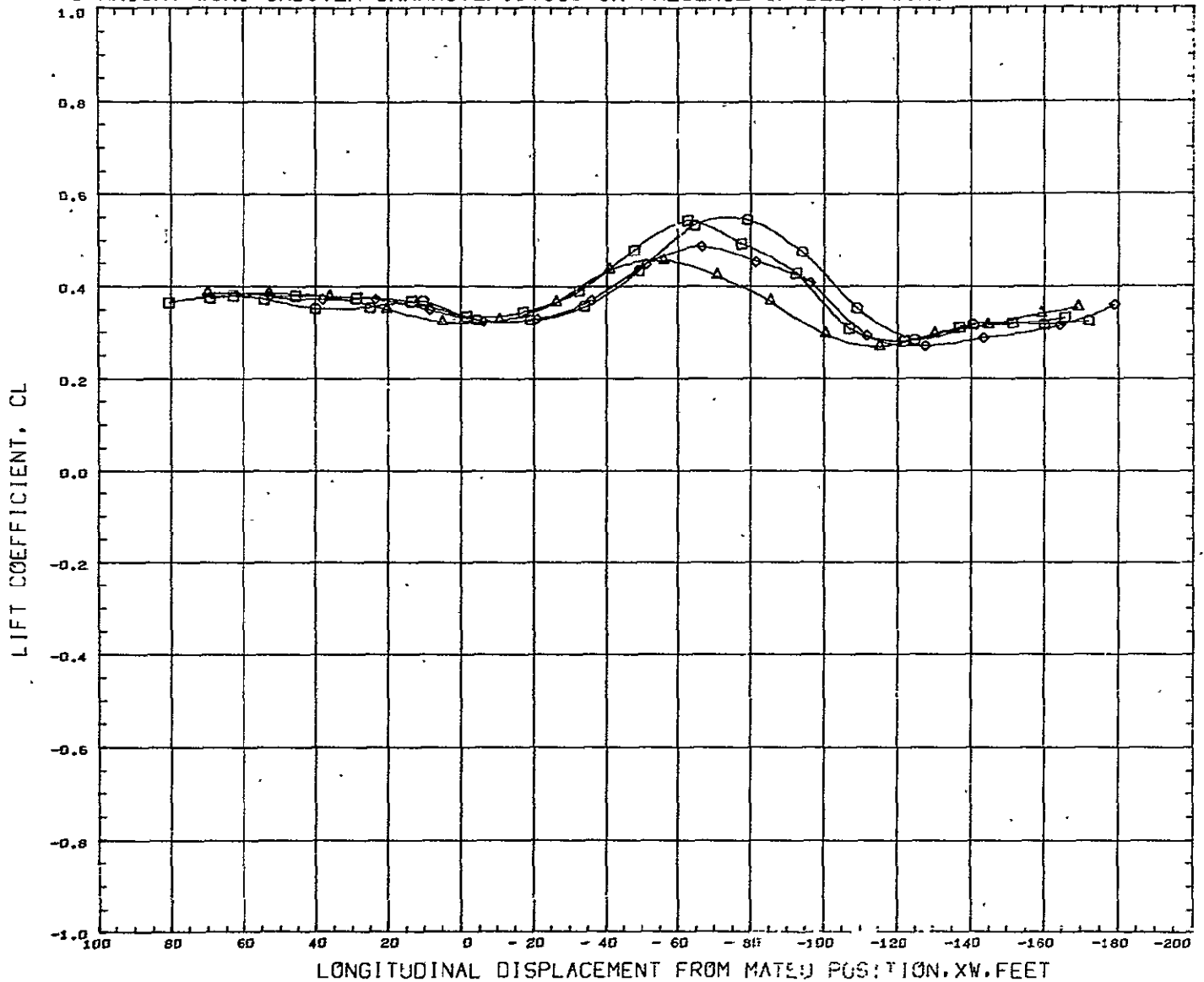
STRAIGHT-WING ORBITER CHARACTERISTICS IN PRESENCE OF DELTA-WING BOOSTER AT M=1.1



SYMBOL	GAF Z	PARAMETRIC VALUES			REFERENCE INFORMATION		
		ALPHA0	ALPHAB	BETA	REFS	REFL	REFB
○	4.380	0.000	-15.000	0.000	5.4400	1.1302	5.2150
□	13.380	0.000	-15.000	0.000	4.5255	0.0000	0.6510
◇	29.380	0.000	-15.000	0.000	0.0000	0.6510	0.0035
△	54.380	0.000	-15.000	0.000			

DATA HIST. CODE #EVMMH

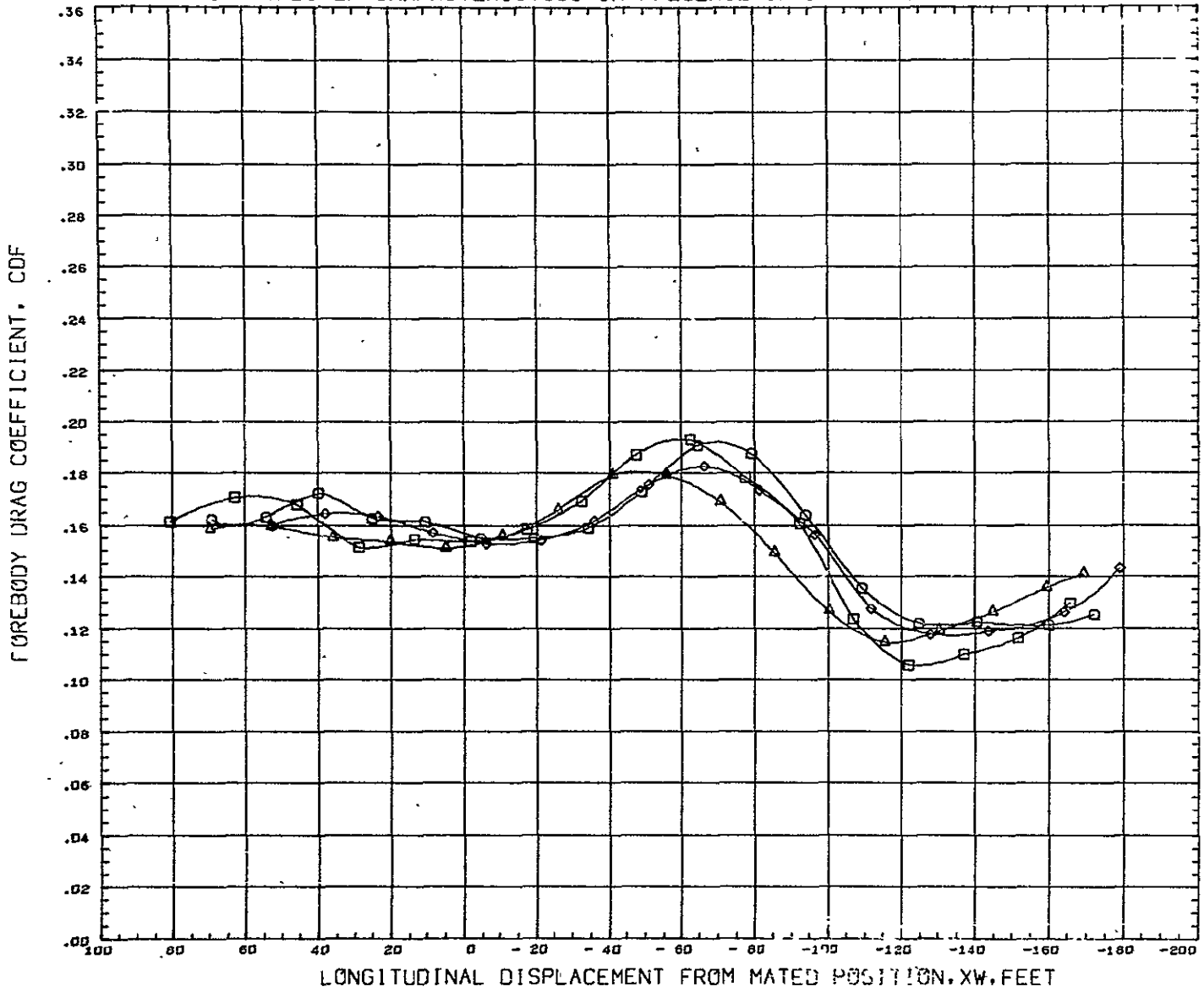
STRAIGHT-WING ORBITER CHARACTERISTICS IN PRESENCE OF DELTA-WING BOOSTER AT M=1.1



SYMBOL	GAF Z	PARAMETRIC VALUES				REFERENCE INFORMATION		
○	4.380	ALPHA0	5.000	ALPHAB	5.000	REFS	5.4400	SQ IN
□	13.380	MACH	1.100	BETA	0.000	REFL	1.1302	IN
◇	29.380	HORZTL	0.000			REFB	5.2150	IN
△	54.380					XMRP	4.5255	IN
						YMRP	0.0000	IN
						ZMRP	0.6510	IN
						SCALE	0.0035	

DATA HIST. CODE #EVHMK

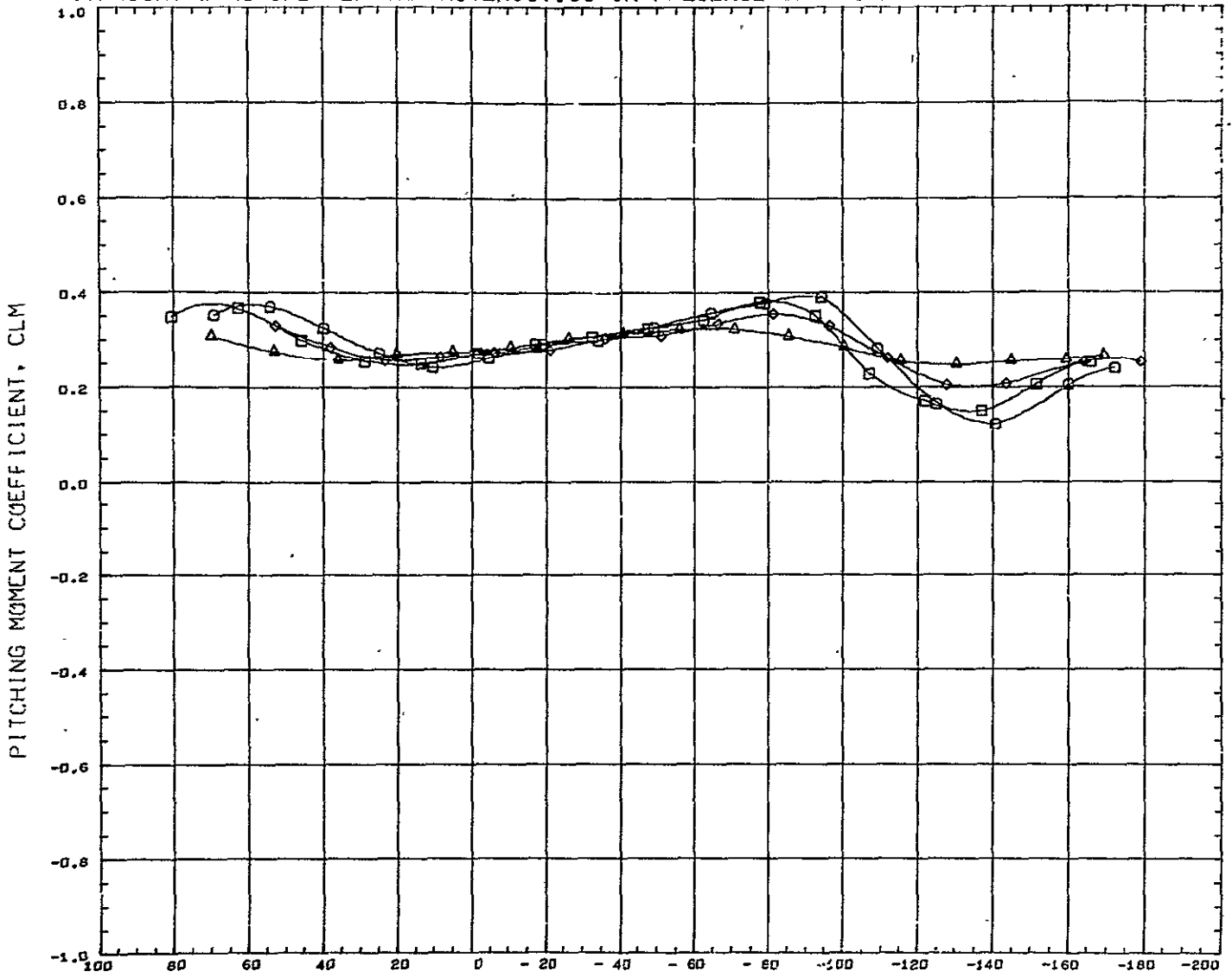
STRAIGHT-WING ORBITER CHARACTERISTICS IN PRESENCE OF DELTA-WING BOOSTER AT M=1.1



SYMBOL	GAP Z	PARAMETRIC VALUES				DEPENDENCE INFORMATION		
		ALPHA0	ALPHAB	BETA	REFS	REFL	REFB	
□	4.399	5.000	5.000	0.000	5.4400	1.1302	5.2150	
○	13.389	5.000	5.000	0.000	4.5255	0.0000	0.6510	
◇	29.389	5.000	5.000	0.000	0.0000	0.6510	0.0035	
△	54.389	5.000	5.000	0.000	0.0000	0.6510	0.0035	

DATA HIST. CODE #EVHMK

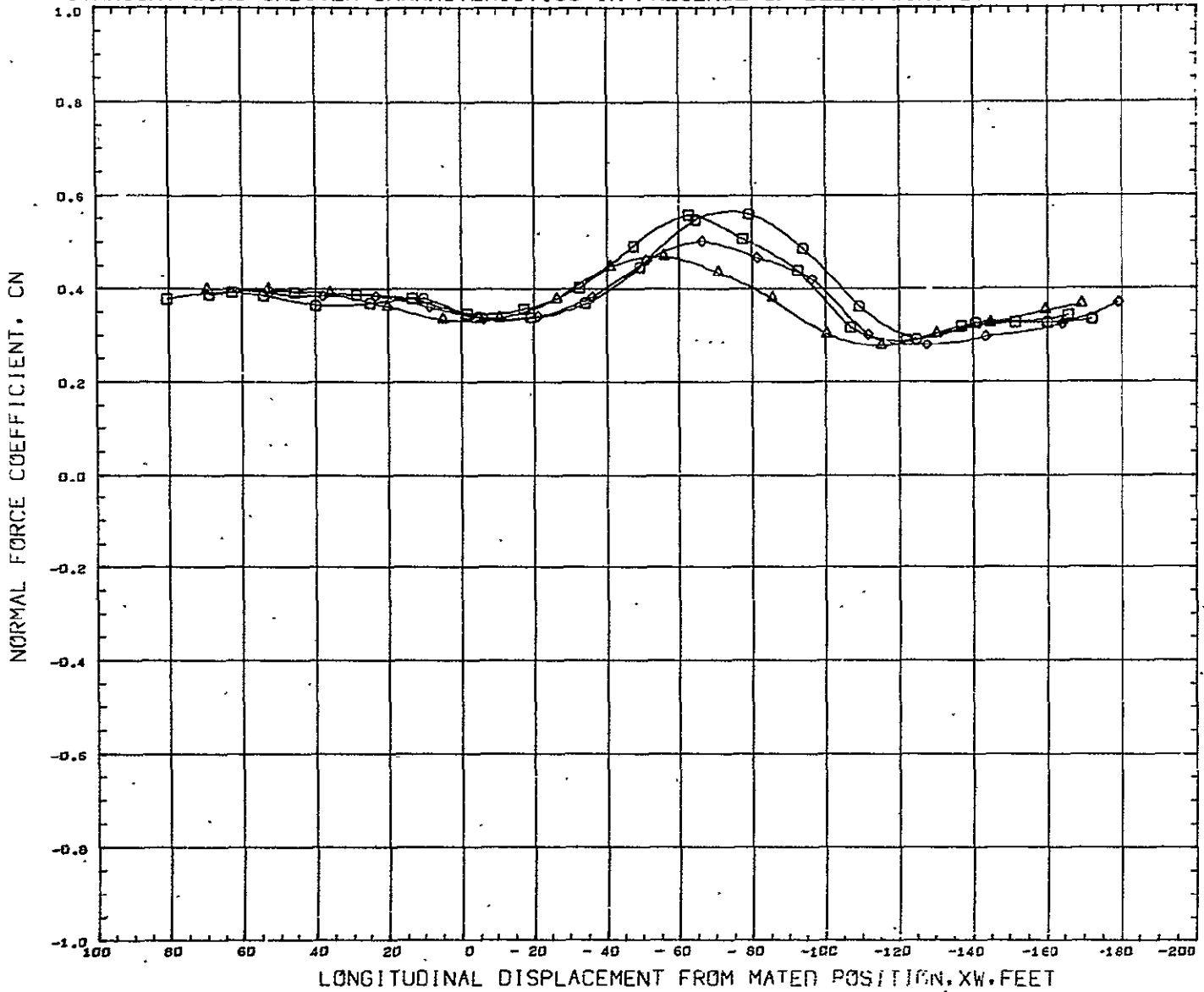
STRAIGHT-WING ORBITER CHARACTERISTICS IN PRESENCE OF DELTA-WING BOOSTER AT M=1.1



SYMBOL	CAP Z	PARAMETRIC VALUES				REFERENCE INFORMATION		
		ALPHA0	ALPHAB	BETA	HORZTL	KCF5	REFL	REFB
□	4.380	5.000	5.000	0.000	5.4400	1.1302	5.2150	59 IN
◇	13.380	1.100	5.000	0.000	4.5255	0.6510	0.0035	IN
○	29.380	0.000	0.000	0.000	0.0000			IN
△	54.380							IN

DATA HIST. CODE 4EVMMH

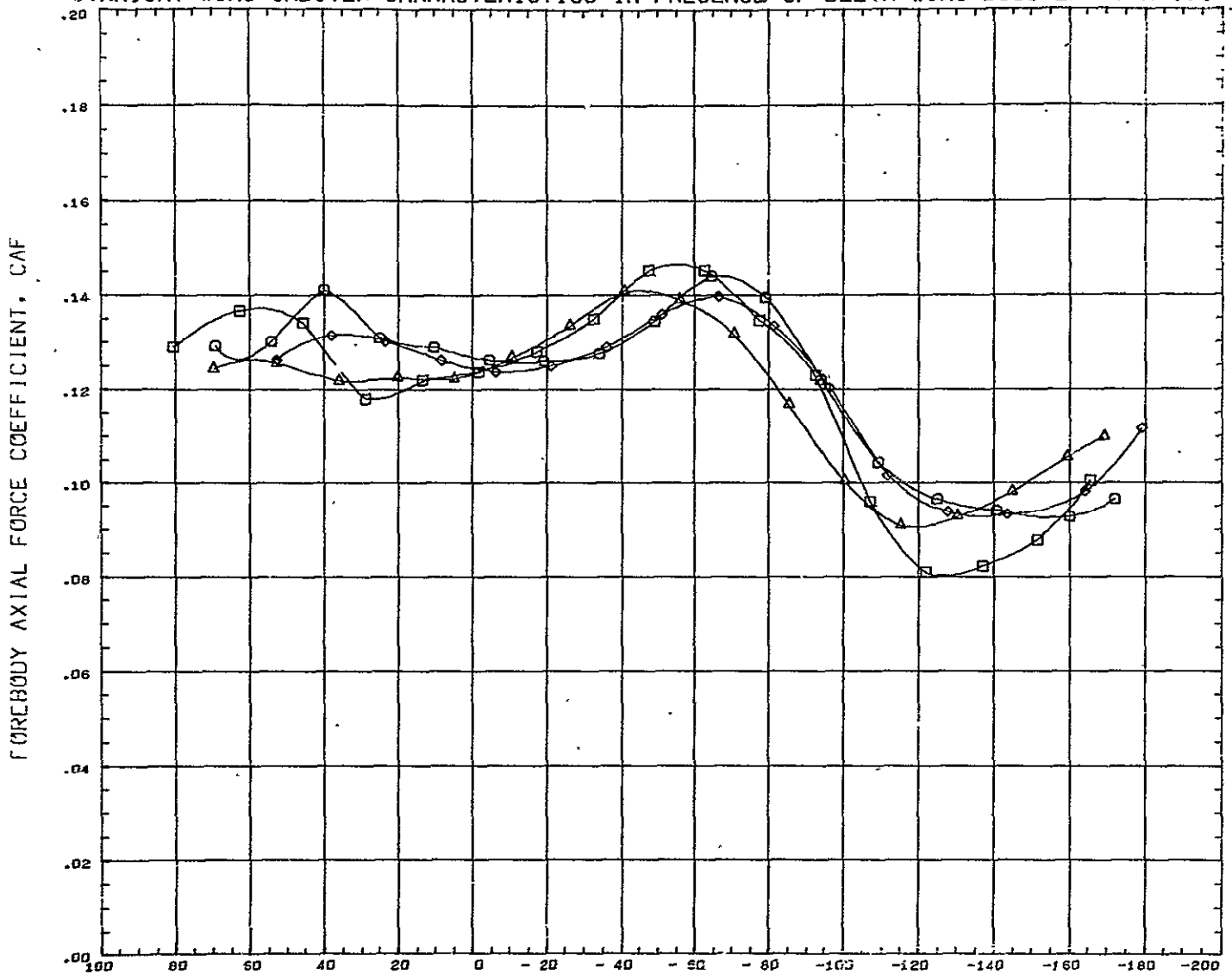
STRAIGHT-WING ORBITER CHARACTERISTICS IN PRESENCE OF DELTA-WING BOOSTER AT M=1.1



SYMBOL	CAF Z	PARAMETRIC VALUES				REFERENCE INFORMATION		
□	4.380	ALPHA0	5.000	ALPHAB	5.000	REF J	5.4400	SQ IN
◇	13.380	MACH	1.100	BETA	0.000	REFL	1.1302	IN
△	29.380	HORZTL	0.000			REFB	5.2150	IN
○	54.380					XHRP	4.5255	IN
						YHRP	0.0000	IN
						ZHRP	0.0510	IN
						SCALE	0.0035	

DATA HIST. CODE #EVHMM

STRAIGHT-WING ORBITER CHARACTERISTICS IN PRESENCE OF DELTA-WING BOOSTER AT M=1.1

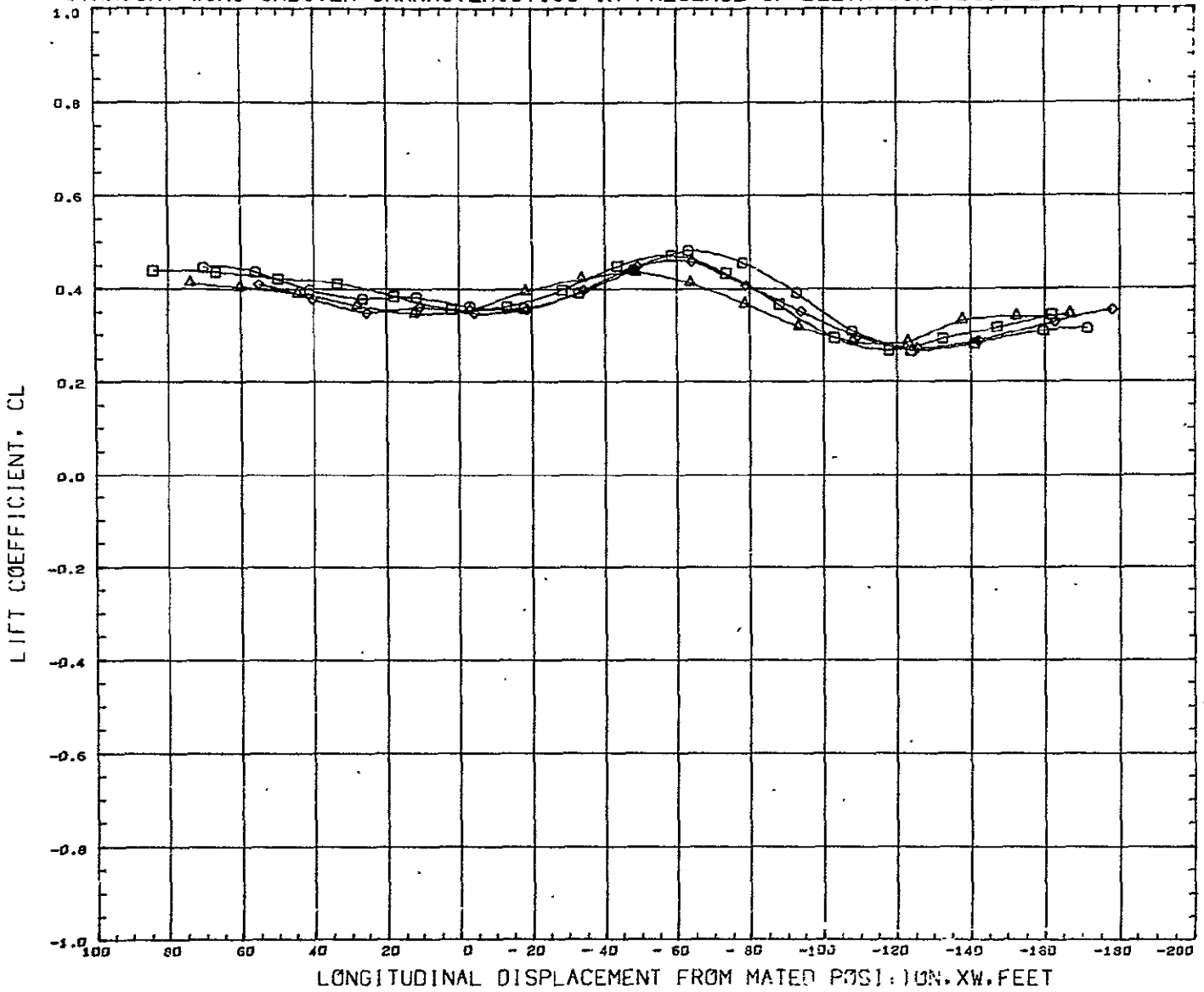


LONGITUDINAL DISPLACEMENT FROM MATED POSITION, XW, FEET

SYMBOL	CAF Z	PARAMETRIC VALUES				REFERENCE INFORMATION			
		ALPHA0	PACH	HORZTL	ALPHAB	BETA	REFS	REFL	REFB
□	4.380	5.000	1.100	0.000	5.000	0.000	5.4400	1.1302	5.2150
◇	13.380	5.000	1.100	0.000	5.000	0.000	4.5255	0.6510	0.0035
○	29.380	5.000	1.100	0.000	5.000	0.000			
△	54.380	5.000	1.100	0.000	5.000	0.000			

DATA HIST. CODE #EVHMM

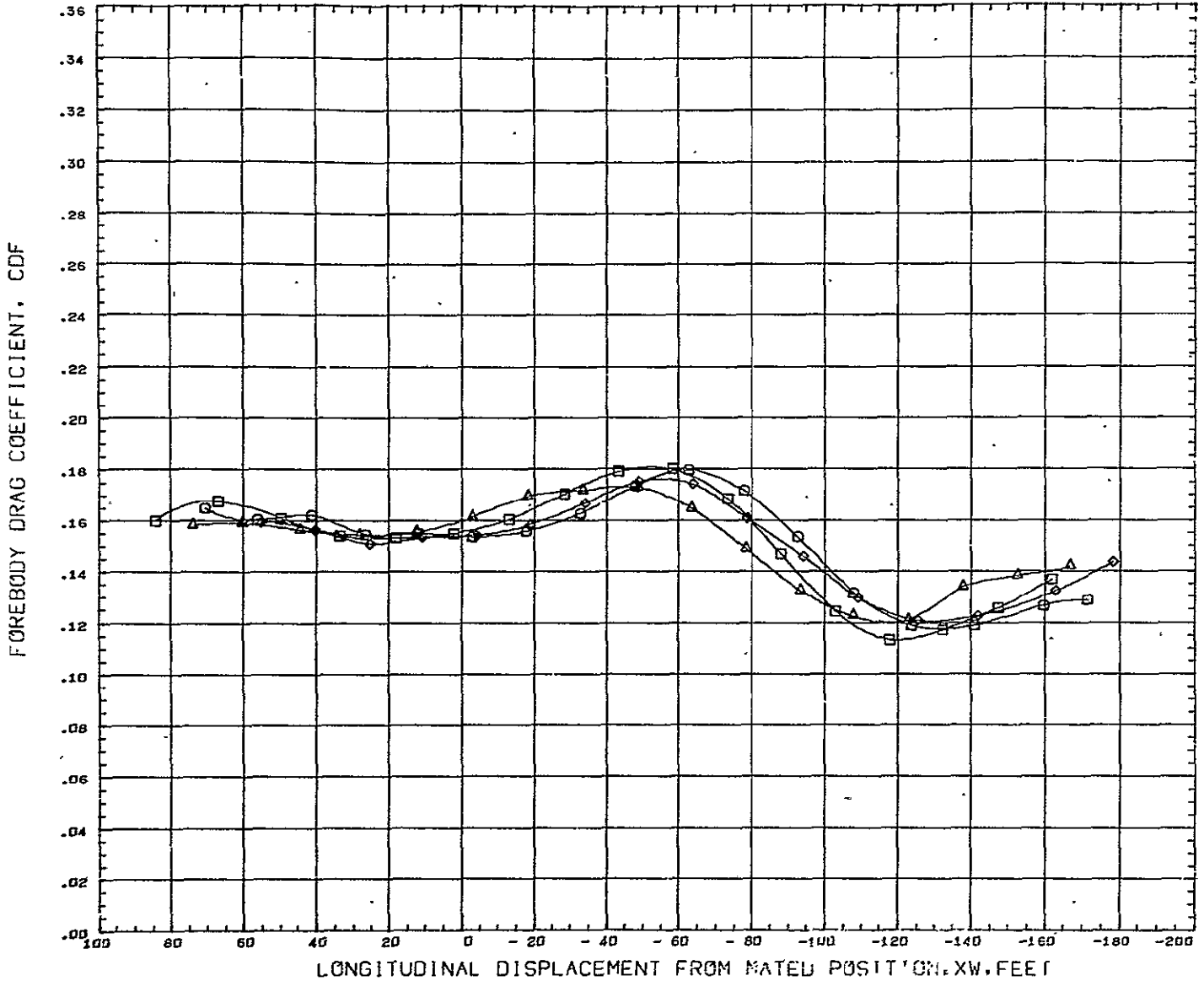
STRAIGHT-WING ORBITER CHARACTERISTICS IN PRESENCE OF DELTA-WING BOOSTER AT M=1.1



SYMBOL	CAP Z	PARAMETRIC VALUES				REFERENCE INFORMATION		
		ALPHA0	ALPHA0	BETA	BETA	REFS	REFL	SQ IN
□	4.380	ALPHA0	5.000	ALPHA0	0.000	REFS	1.1302	IN
○	13.380	MACH	1.100	BETA	0.000	REFS	5.2150	IN
◇	29.380	HORZTL	0.000			XMRP	4.5255	IN
△	54.380					YMRP	0.0000	IN
						ZMRP	0.6510	IN
						SCALE	0.0036	

DATA HIST. CODE #EVMMH

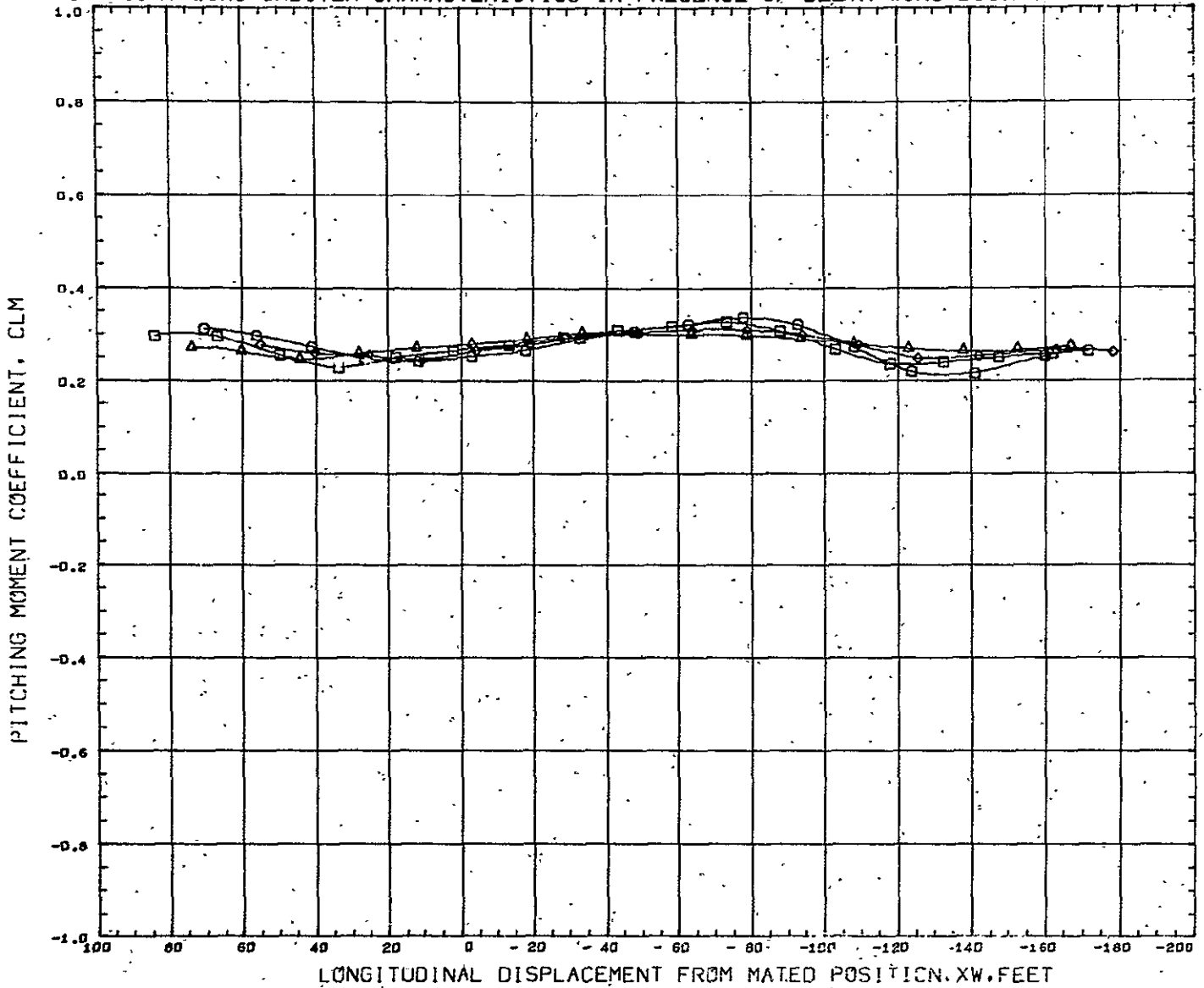
STRAIGHT-WING ORBITER CHARACTERISTICS IN PRESENCE OF DELTA-WING BOOSTER AT M=1.1



SYMBOL	GAP Z	PARAMETRIC VALUES				REFERENCE INFORMATION		
○	4.380	ALPHA0	5.000	ALPHA8	0.000	REFC	5.4400	SQ IN
□	13.380	MACH	1.100	BETA	0.000	REFL	1.1302	IN
◇	29.380	HORZTL	0.000			REFB	5.2150	IN
△	54.380					XMRP	4.5255	IN
						YMRP	0.0000	IN
						ZMRP	0.6510	IN
						SCALE	0.0035	

DATA HIST. CODE #EVMMH

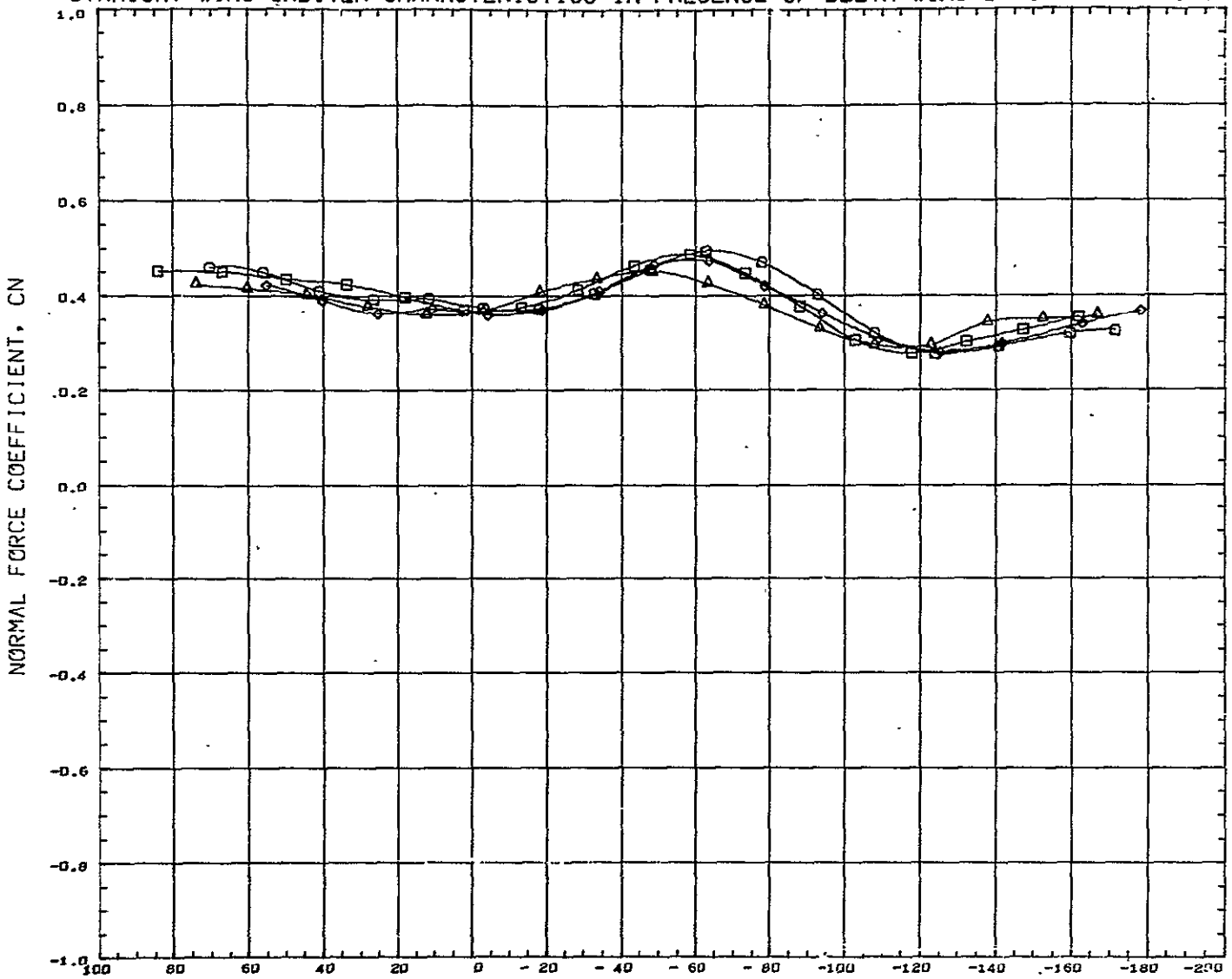
STRAIGHT-WING ORBITER CHARACTERISTICS IN PRESENCE OF DELTA-WING BOOSTER AT M=1.1



SYMBOL	GAP Z	PARAMETRIC VALUES				REFERENCE INFORMATION		
○	4.300	ALPHA0	5.000	ALPHA8	0.000	REF0	5.4400	SQ IN
□	13.300	MACH	1.100	BETA	0.000	REFL	1.1302	IN
◇	29.300	HCRZTL	0.000			REF8	5.2150	IN
△	54.300					XMRP	4.5255	IN
						YMRP	0.0000	IN
						ZMRP	0.6510	IN
						SCALE	0.0035	

DATA HIST. CODE : 0EVHMH

STRAIGHT-WING ORBITER CHARACTERISTICS IN PRESENCE OF DELTA-WING BOOSTER AT M=1.1

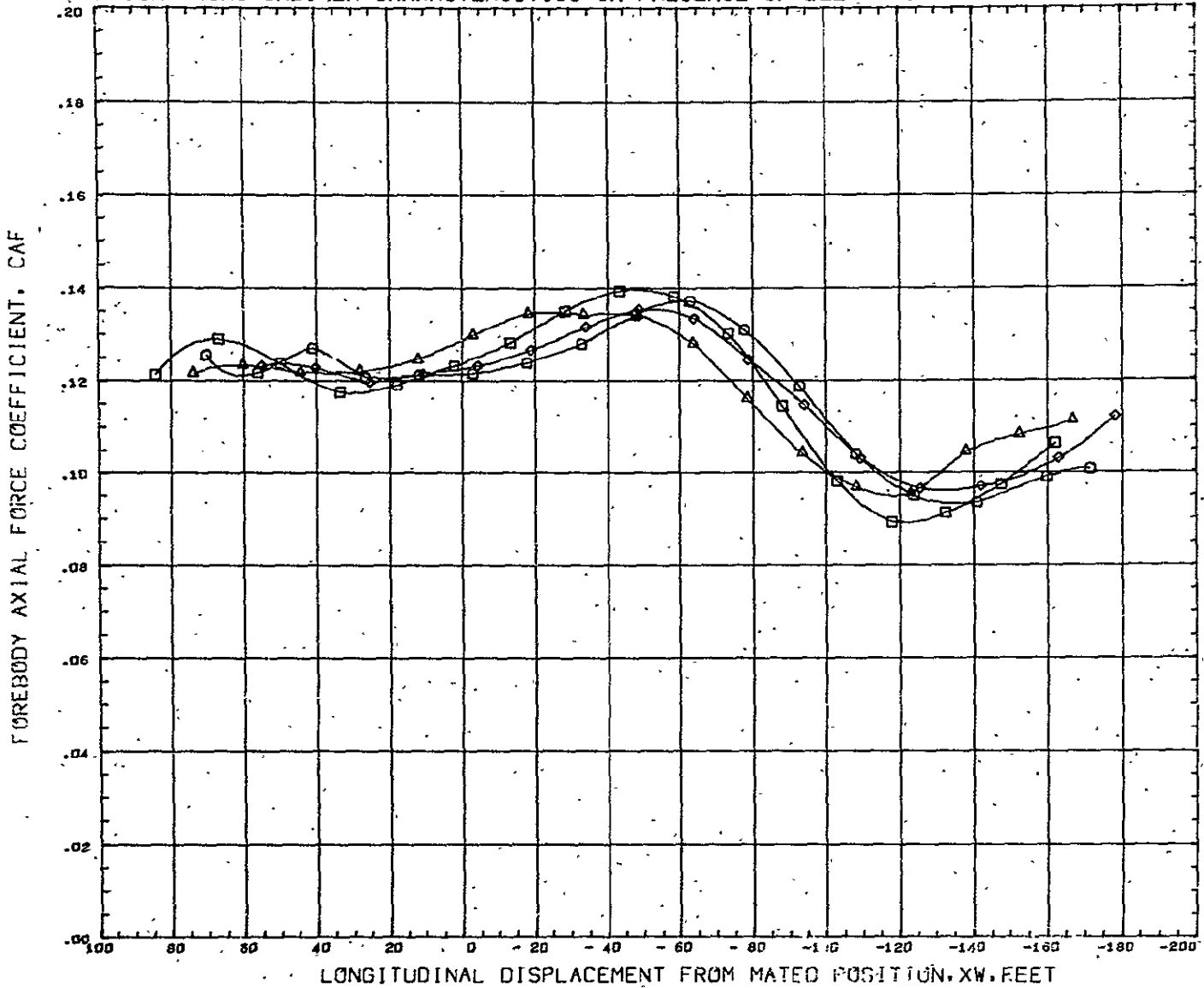


LONGITUDINAL DISPLACEMENT FROM MATED POSITION, XW, FEET

SYMBOL	CAP Z	PARAMETRIC VALUES				REFERENCE INFORMATION		
		ALPHA0	ALPHA0	ALPHAB	BETA	REFS	REFL	REFD
□	4.380	5.000	1.100	0.000	0.000	5.4400	1.1302	5.2150
○	13.380	0.000	0.000	0.000	0.000	4.5255	0.0000	0.6510
◇	29.380							
△	54.380							

DATA HIST. CODE #EVHMK

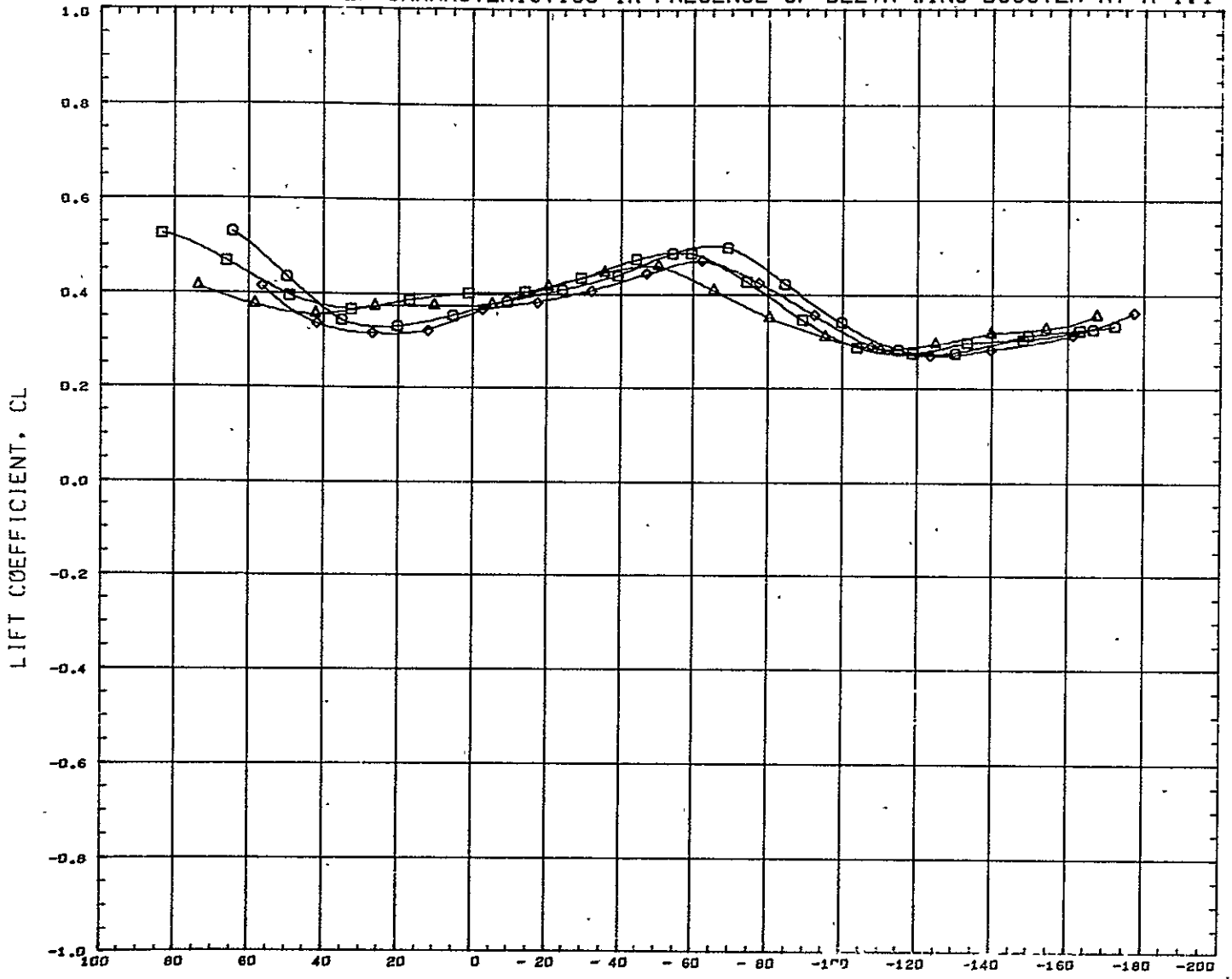
STRAIGHT-WING ORBITER CHARACTERISTICS IN PRESENCE OF DELTA-WING BOOSTER AT M=1.1



SYMBOL	GAP Z	PARAMETRIC VALUES				REFERENCE INFORMATION		
		ALPHA0	ALPHAB	BETA	REFS	REFL	REFB	SCALE
□	4.380	5.000	0.000	0.000	5.4400	1.1302	5.2150	SQ IN
◇	13.380	1.100	0.000	0.000	4.5255	0.0000	0.6510	IN
◊	29.380	0.000			0.0000			IN
△	54.380				0.6510			IN

DATA HIST. CODE #EVHMM

STRAIGHT-WING ORBITER CHARACTERISTICS IN PRESENCE OF DELTA-WING BOOSTER AT M=1.1

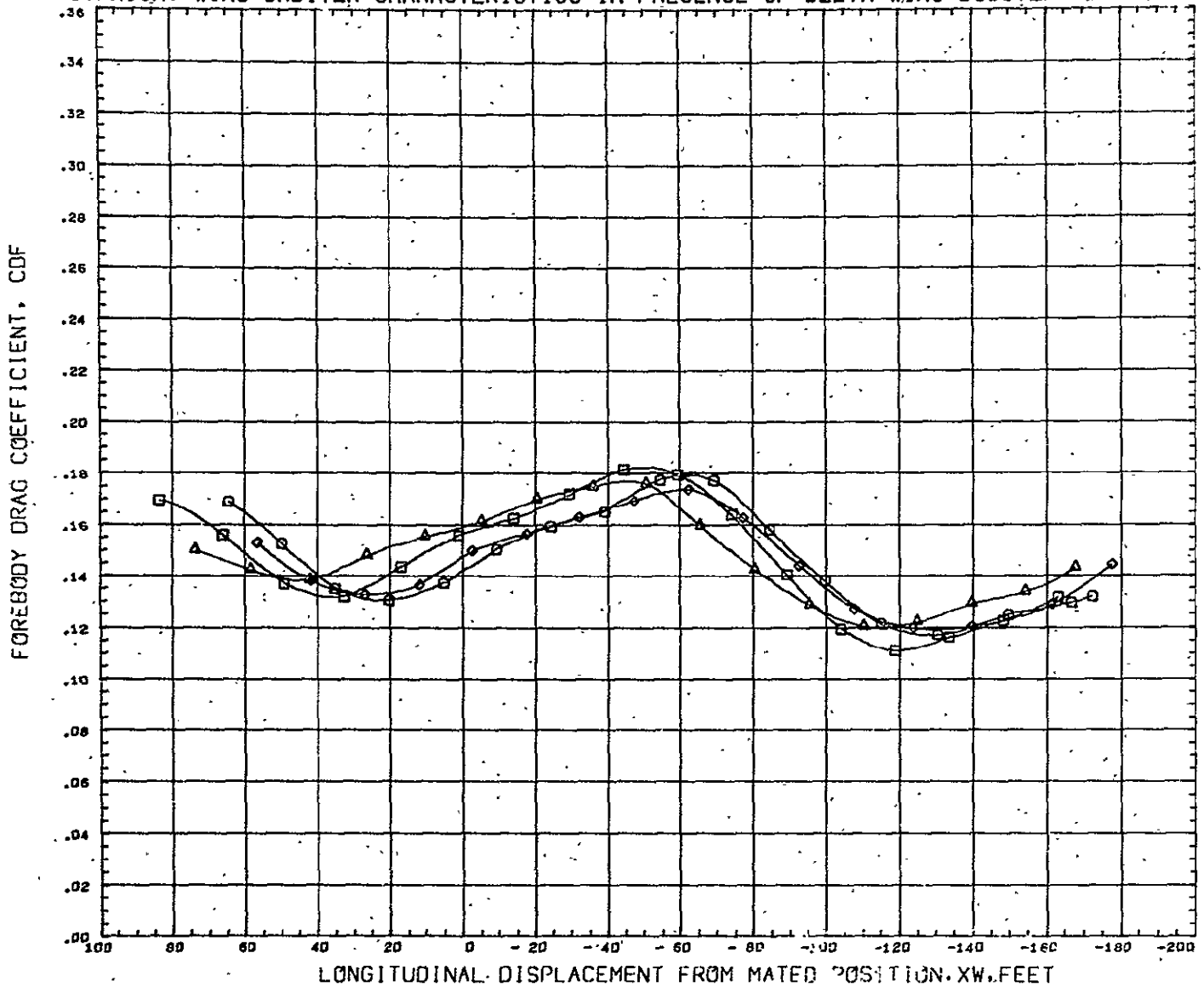


LONGITUDINAL DISPLACEMENT FROM MATED POSITION, XW, FEET

SYMBOL	GAP Z	PARAMETRIC VALUES				REFERENCE INFORMATION		
○	4.300	ALPHA0	5.000	ALPHAB	- 5.000	REFS	5.4400	SO IN
□	13.300	MACH	1.100	BETA	0.000	REFL	1.1302	IN
◇	29.300	HORZTL	0.000			REFB	5.2150	IN
△	54.300					YMRP	4.5255	IN
						YMRP	0.0000	IN
						ZMRP	0.6510	IN
						SCALE	0.0035	

DATA HIST. CODE #EVHMH

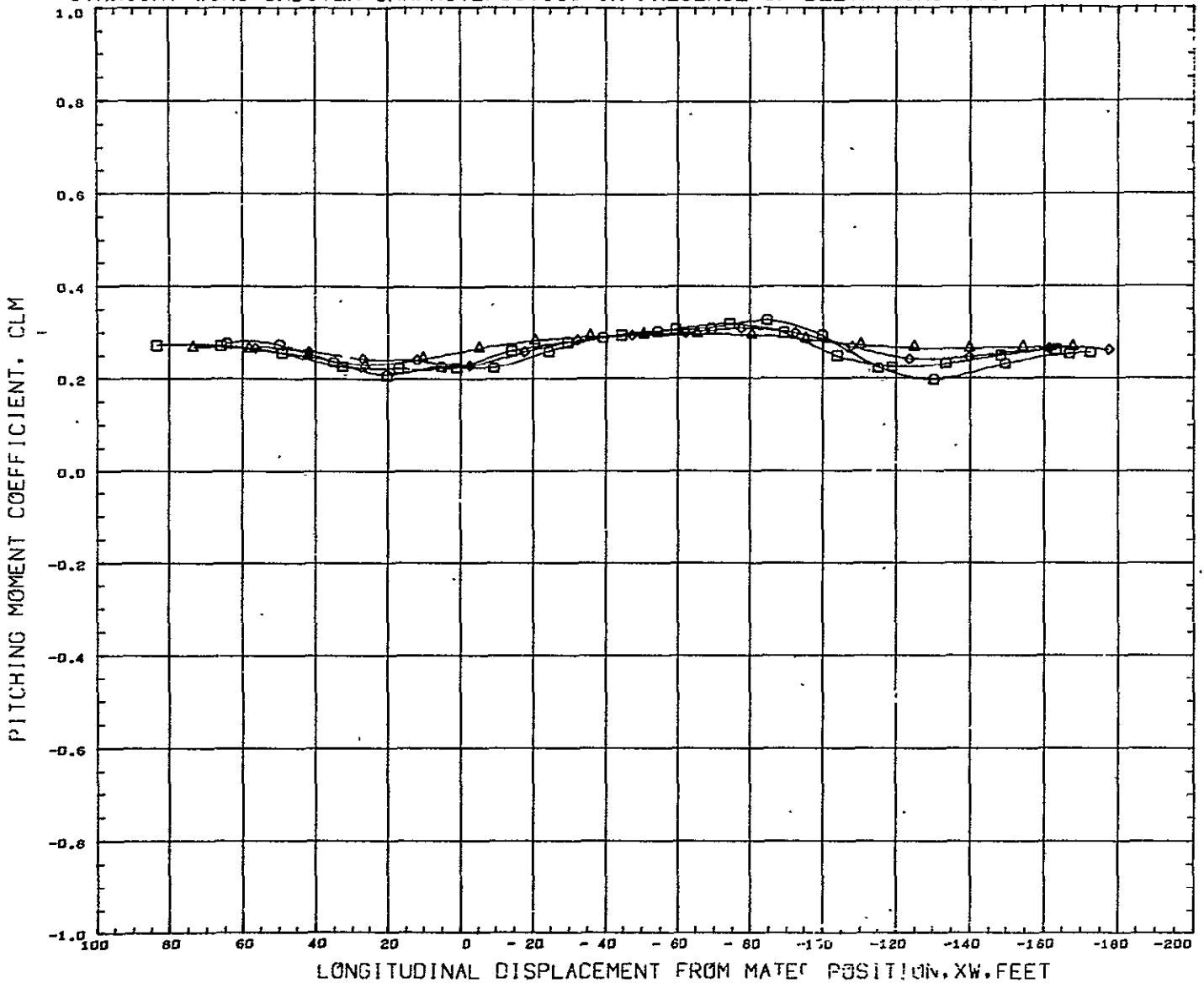
STRAIGHT-WING ORBITER CHARACTERISTICS IN PRESENCE OF DELTA-WING BOOSTER AT M=1.1



SYMBOL	GAP Z	PARAMETRIC VALUES				REFERENCE INFORMATION	
□	4.380	ALPHA0	5.000	ALPHAB	- 5.000	REFS	5.4400 SQ IN
◇	13.380	MACH	1.100	BETA	0.000	REFL	1.1302 IN
◇	29.380	HORZTL	0.000			REFB	5.2150 IN
△	54.380					XMRP	4.5255 IN
						YMRP	0.0000 IN
						ZMRP	- 0.6510 IN
						SCALE	0.0036

DATA HIST. CODE: #EVHMH

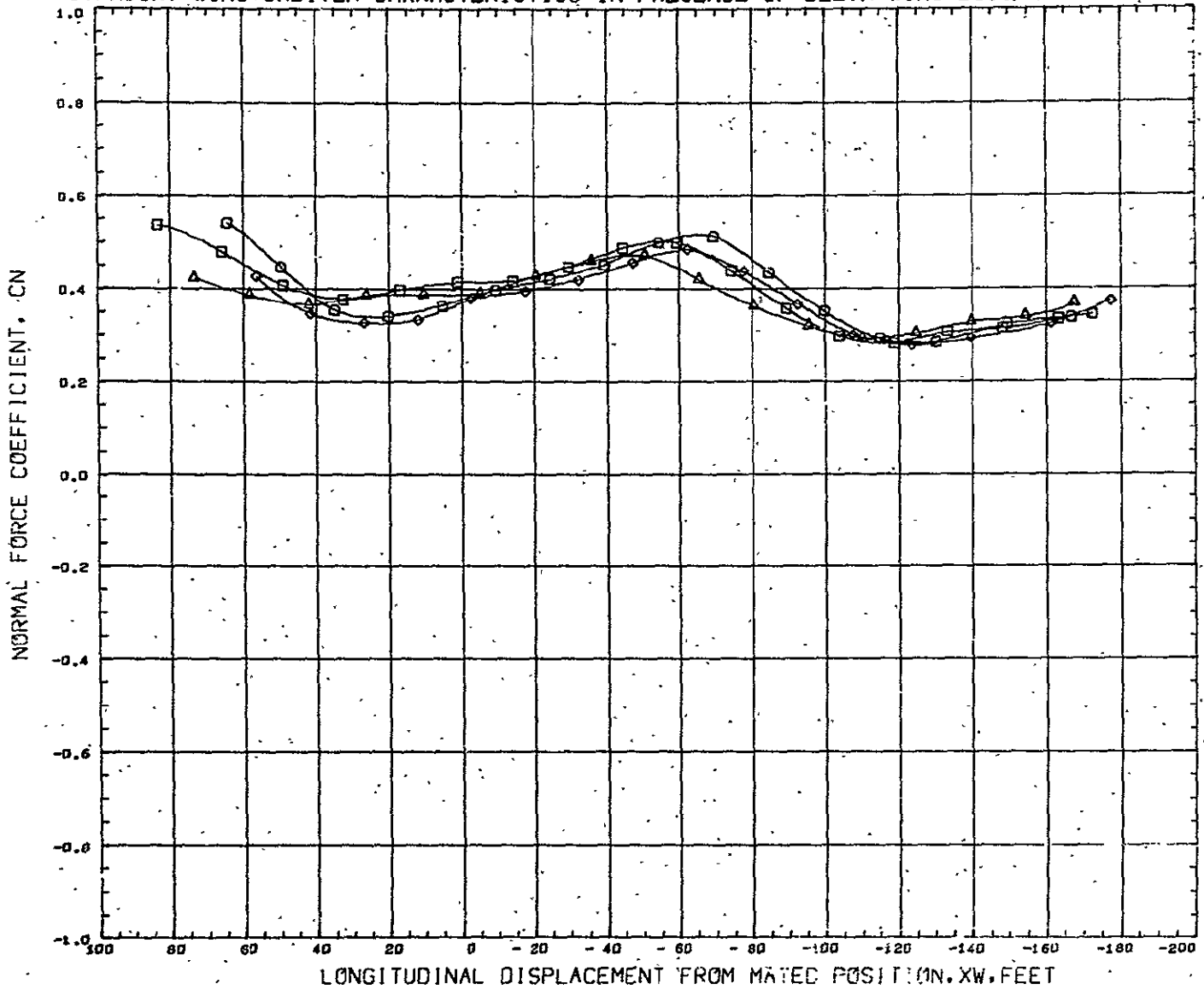
STRAIGHT-WING ORBITER CHARACTERISTICS IN PRESENCE OF DELTA-WING BOOSTER AT M=1.1



SYMBOL	CAF Z	PARAMETRIC VALUES				REFERENCE INFORMATION		
□	4.380	ALPHA0	5.000	ALPHAB	- 5.000	REFS	5.4400	SQ IN
◇	13.380	MACH	1.100	BETA	0.000	REFL	1.1302	IN
○	29.380	HORZTL	0.000			REFB	5.2150	IN
△	54.380					XMRP	4.5255	IN
						YMRP	0.0000	IN
						ZMRP	0.6510	IN
						SCALE	0.0035	

DATA HIST. CODE #EVMMH

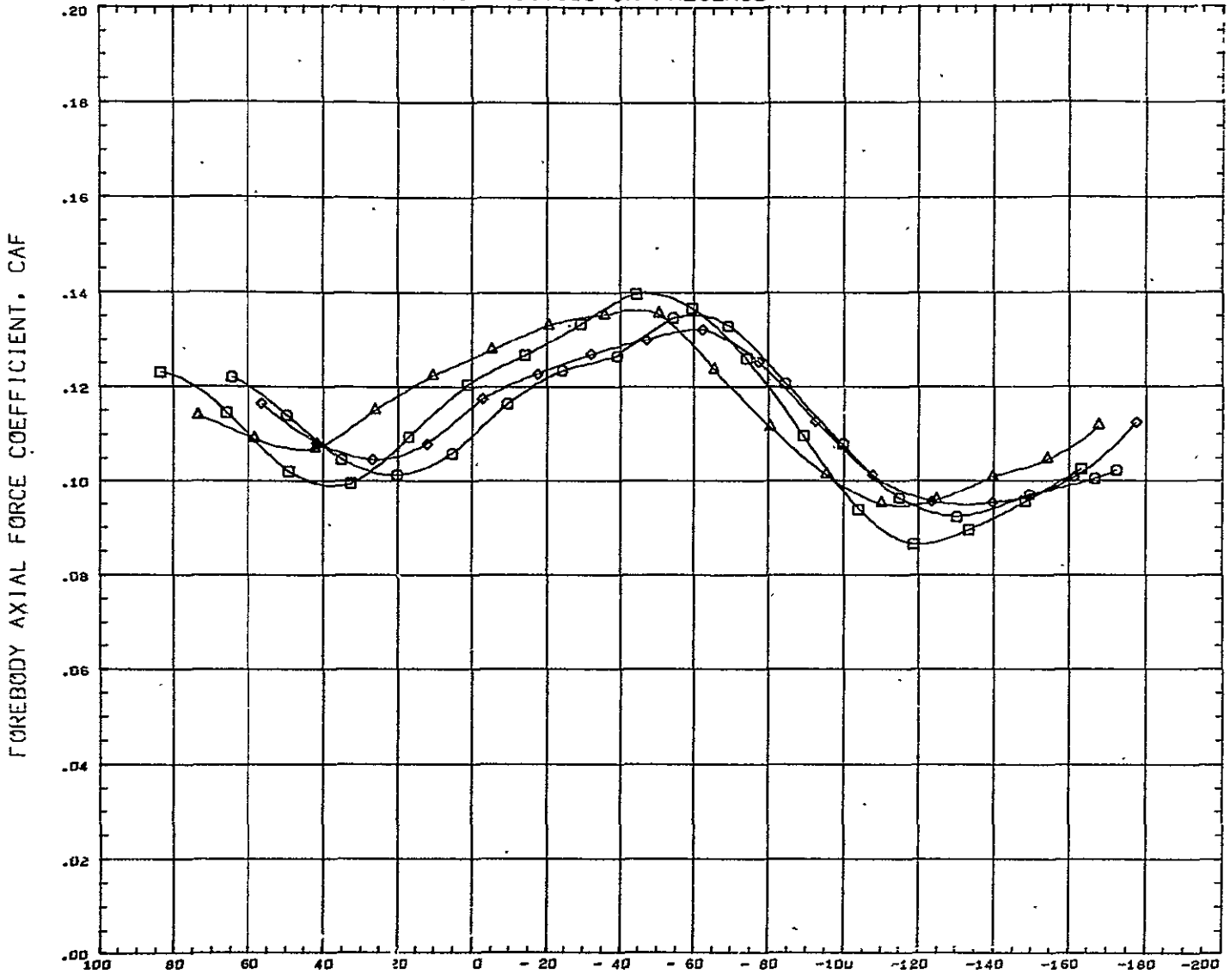
STRAIGHT-WING ORBITER CHARACTERISTICS IN PRESENCE OF DELTA-WING BOOSTER AT M=1.1



SYMBOL	GAP Z	PARAMETRIC VALUES				REFERENCE INFORMATION		
○	4.380	ALPHA0	5.000	ALPHA8	-5.000	REFS	5.4400	SG IN
□	13.380	MACH	1.100	BETA	0.000	REFL	1.1302	IN
◇	29.380	HORZTL	0.000			REFD	5.2150	IN
△	54.380					XHRP	4.5255	IN
						YHRP	0.0000	IN
						ZHRP	0.6510	IN
						SCALE	0.0035	

DATA HIST. CODE #EVHMH

STRAIGHT-WING ORBITER CHARACTERISTICS IN PRESENCE OF DELTA-WING BOOSTER AT M=1.1

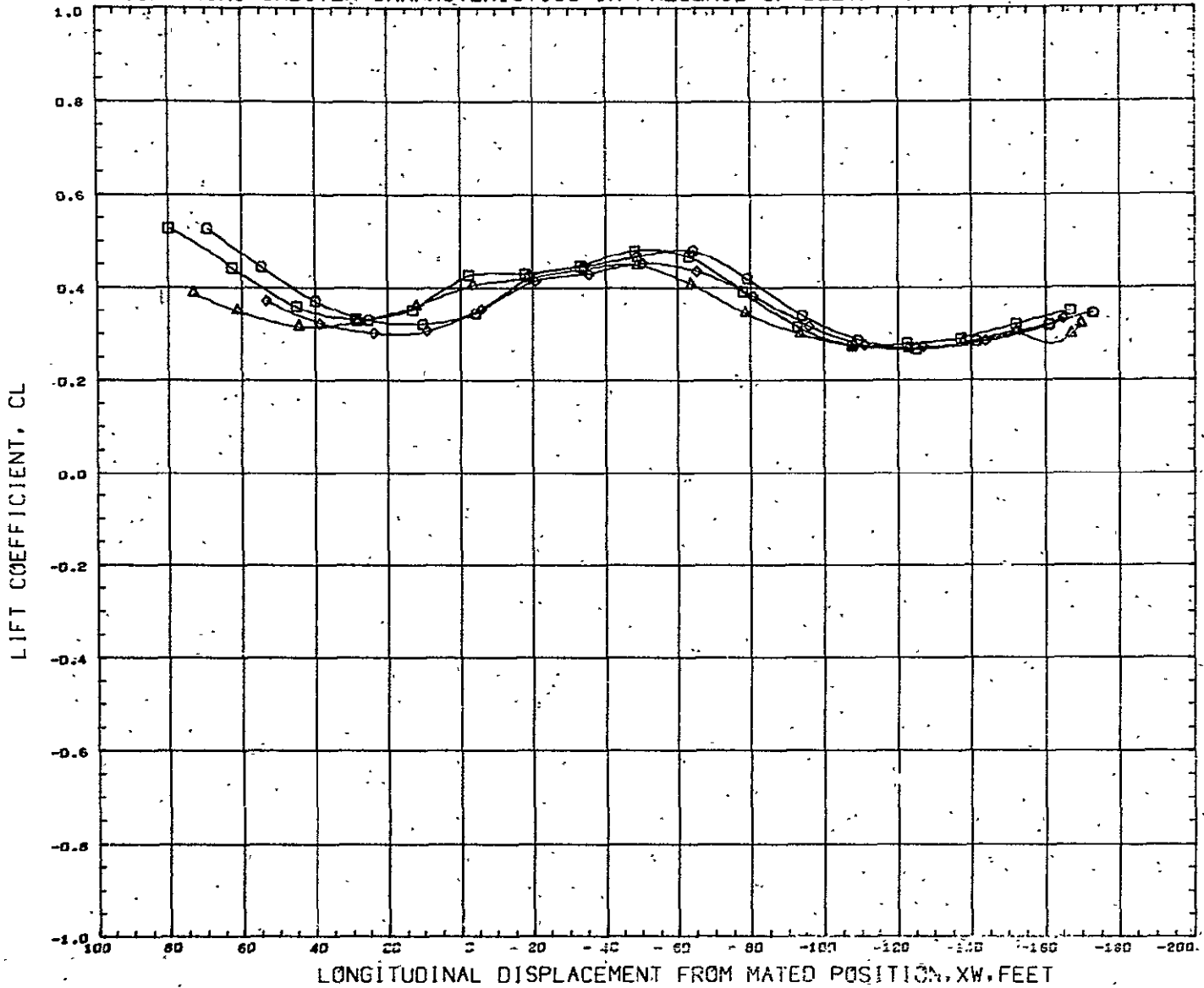


LONGITUDINAL DISPLACEMENT FROM MATED POSITION, XW, FEET

SYMBOL	CAF_Z	PARAMETRIC VALUES				REFERENCE INFORMATION		
		ALPHA0	ALPHA00	ALPHAB	BETA	REFS	REFL	REFD
□	4.380	5.000	5.000	-5.000	0.000	5.4400	1.1302	5.2150
◇	13.380	1.100	1.100	0.000	0.000	4.5255	0.9000	0.6510
○	29.380	0.000	0.000			0.0035		
△	54.380							

DATA HIST. CODE #EVMHH

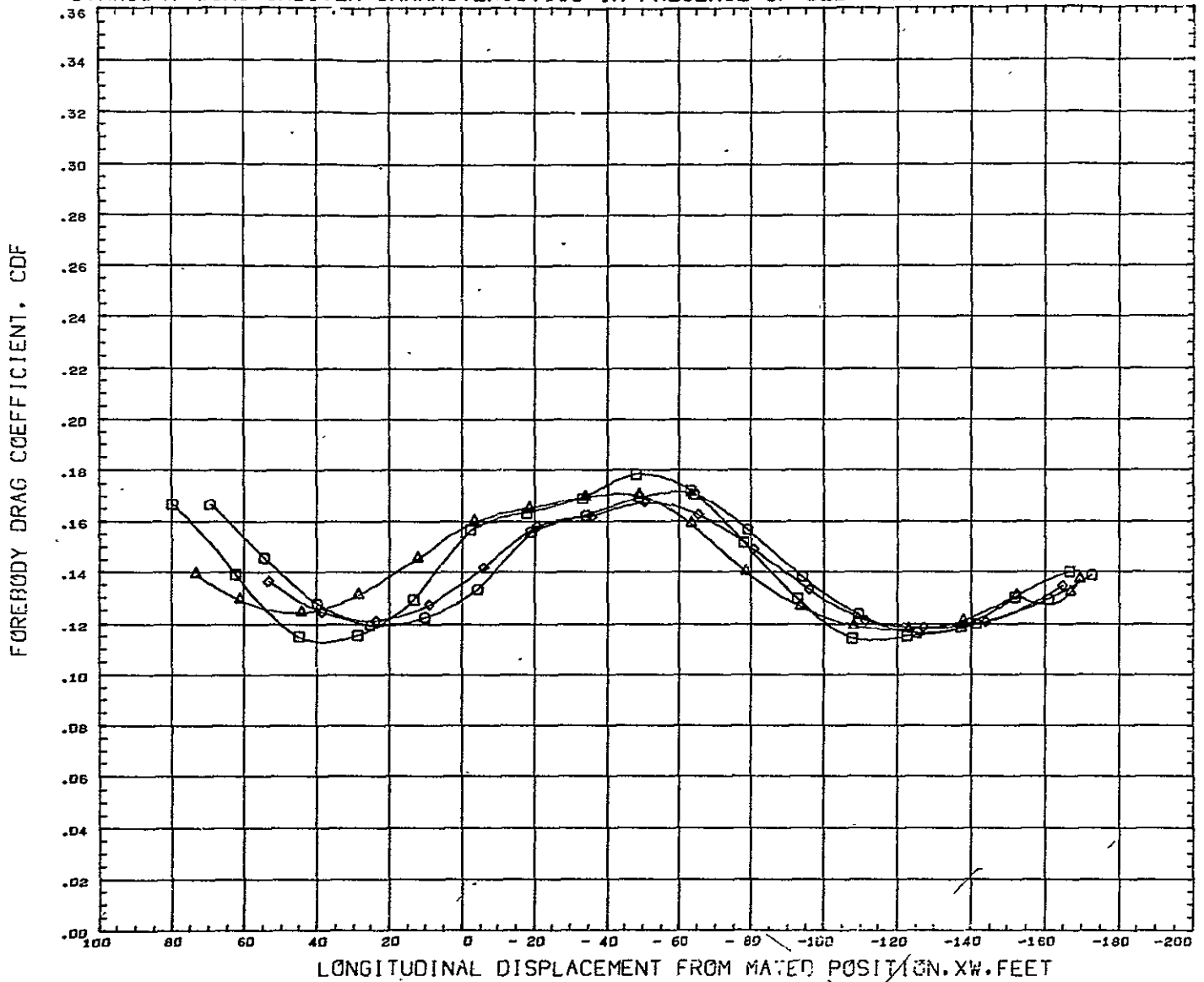
STRAIGHT-WING ORBITER CHARACTERISTICS IN PRESENCE OF DELTA-WING BOOSTER AT M=1.1



SYMBOL	GAP Z	PARAMETRIC VALUES				REFERENCE INFORMATION		
		ALPHA0	ALPHA5	ALPHA10	BETA	REFS	REFL	REFB
□	4.380	5.000	10.000	0.000	5.4400	1.1302	5.2150	
◇	13.380	1.100	0.000		4.5255	0.0000	0.6510	
◇	29.380	HCRZIL			ZMRP			
△	54.380				SCALE			

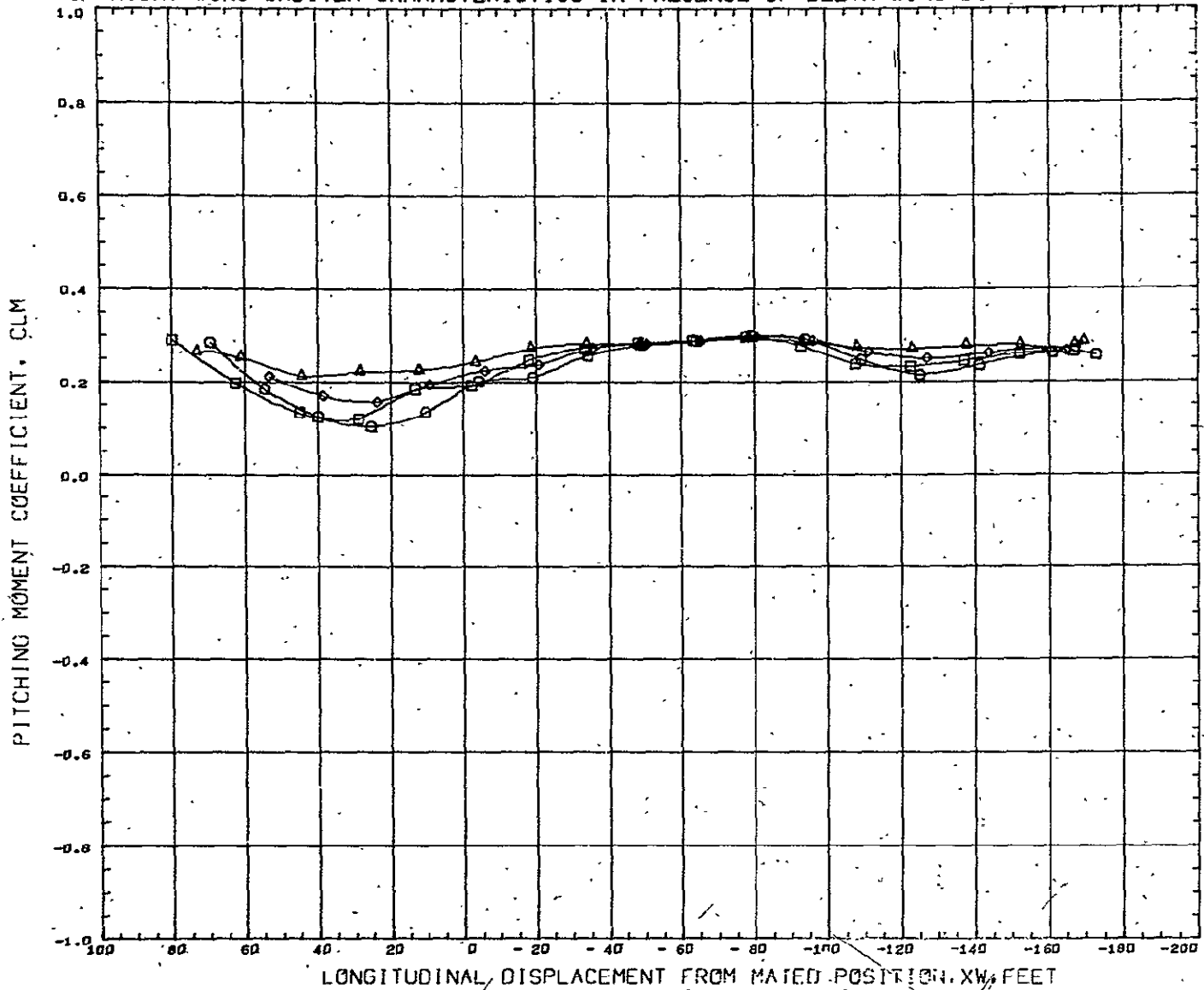
DATA HIST. CODE #EVMHH

STRAIGHT-WING ORBITER CHARACTERISTICS IN PRESENCE OF DELTA-WING BOOSTER AT M=1.1



SYMBOL		GAP Z		PARAMETRIC VALUES		REFERENCE INFORMATION	
□	4.380	ALPHA0	5.000	ALPHA0	-10.000	REFS	5.4400 SQ IN
◇	13.380	HACH	1.100	BETA	0.000	REFL	1.1302 IN
○	29.380	HCRZTL	0.000			REFB	5.2150 IN
△	54.380					XMRP	4.5255 IN
						YMRP	0.0000 IN
						ZMRP	0.6510 IN
						SCALE	0.0035

STRAIGHT-WING ORBITER CHARACTERISTICS IN PRESENCE OF DELTA-WING BOOSTER AT M=1.1



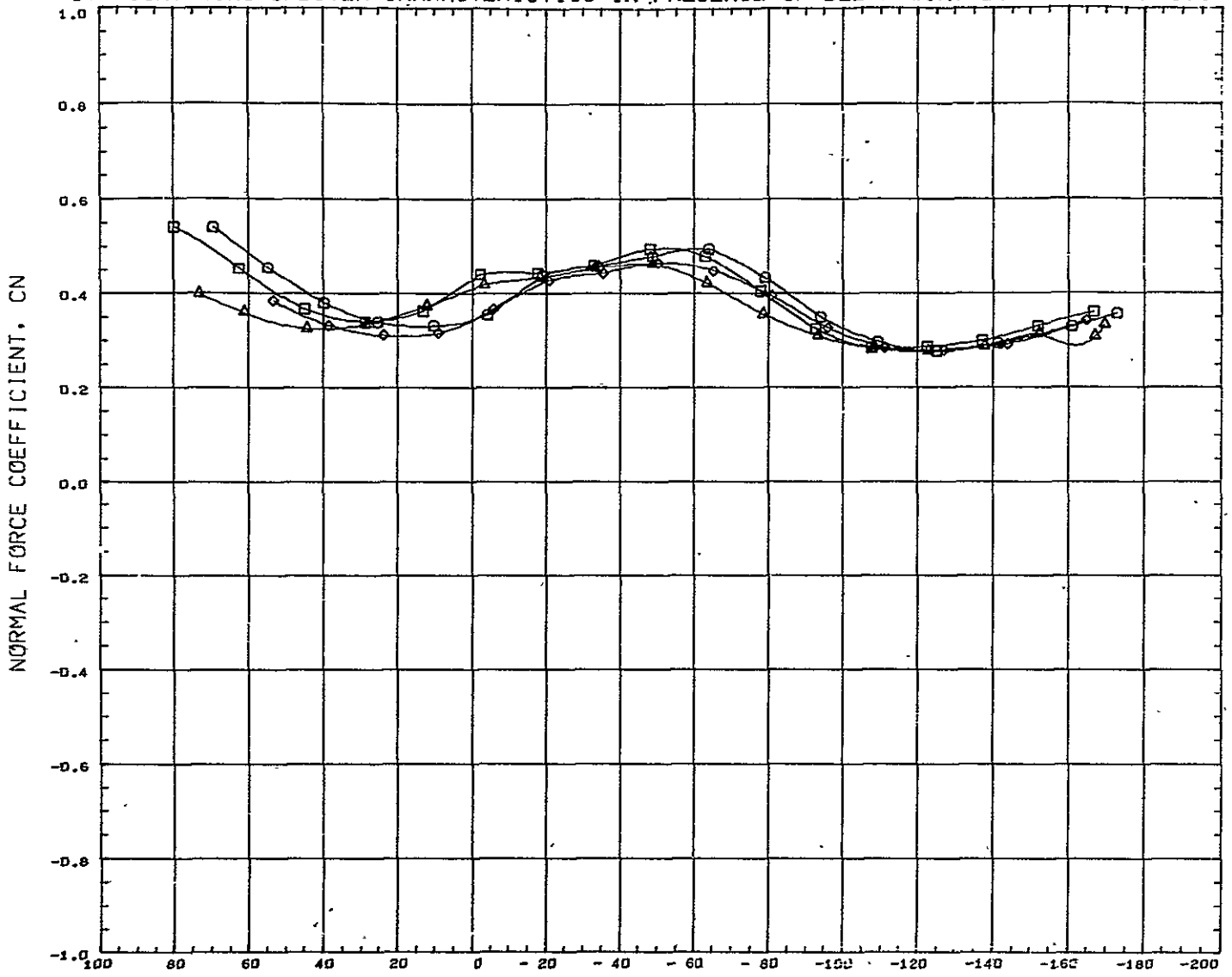
SYMBOL	GAP Z
○	4.380
□	13.380
◇	29.380
△	54.380

PARAMETRIC VALUES			
ALPHA0	5.000	ALPHA	-10.000
MACH	1.100	BETA	0.000
HCRZTL	0.000		

REFERENCE INFORMATION		
RE/C	5.4400	SQ IN
REFL	1.1302	IN
REFB	5.2150	IN
XMRP	4.5255	IN
YMRP	0.0000	IN
ZMRP	0.6510	IN
SCALE	0.0035	

DATA HIST. CODE %EVHMM

STRAIGHT-WING ORBITER CHARACTERISTICS IN PRESENCE OF DELTA-WING BOOSTER AT M=1.1

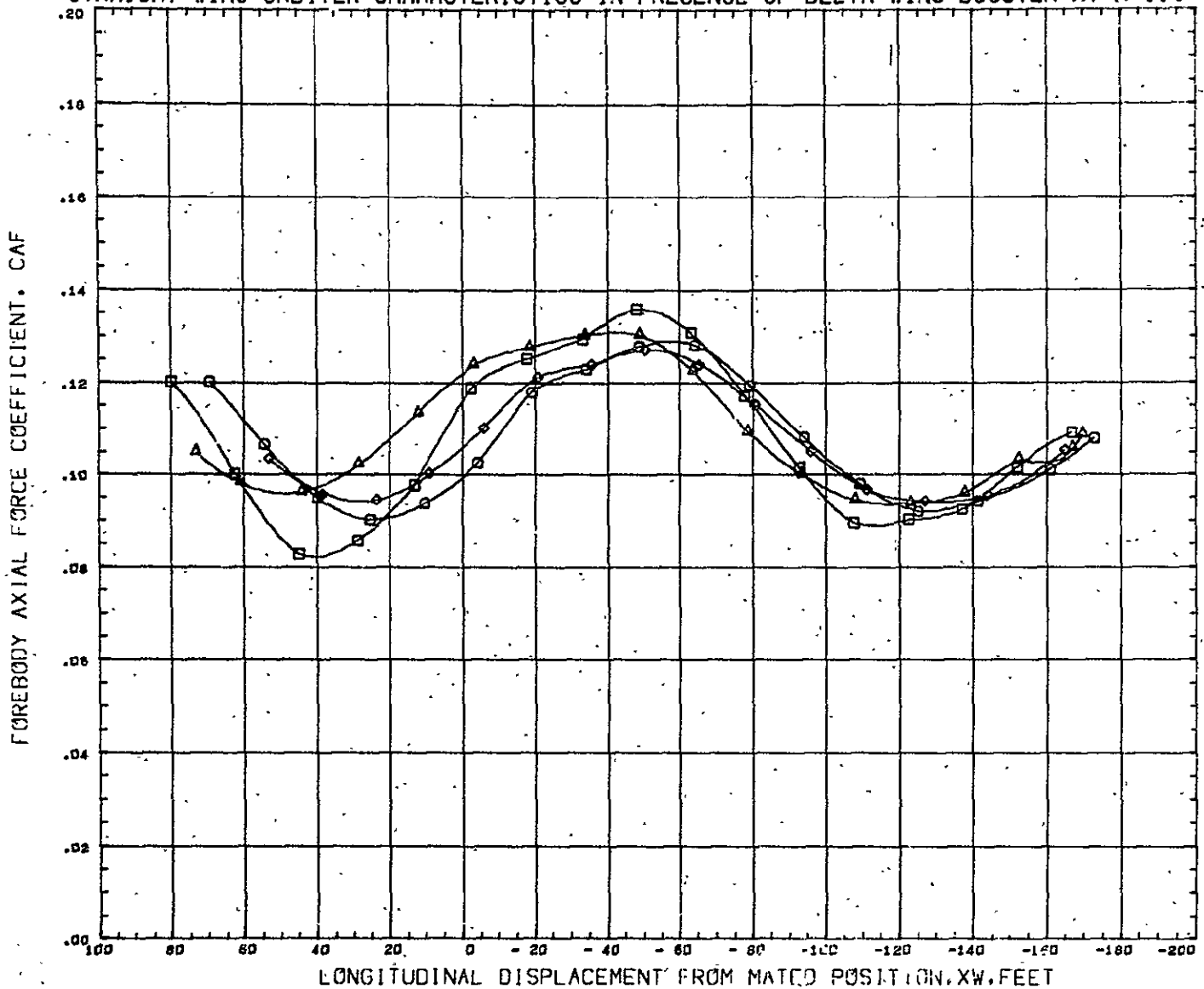


LONGITUDINAL DISPLACEMENT FROM MATED POSITION, XW, FEET

SYMBOL	GAP Z	PARAMETRIC VALUES				REFERENCE INFORMATION		
□	4.380	ALPHA0	5.000	ALPHA8	-10.000	REFS	5.4400	SQ IN
○	13.380	MACH	1.100	BETA	0.000	REFL	1.1302	IN
◇	29.380	HORZTL	0.000			REFB	5.2150	IN
△	54.380					XMRP	4.5255	IN
						YMRP	0.0000	IN
						ZMRP	0.6510	IN
						SCALE	0.0035	

DATA HIST. CODE #EVMMH

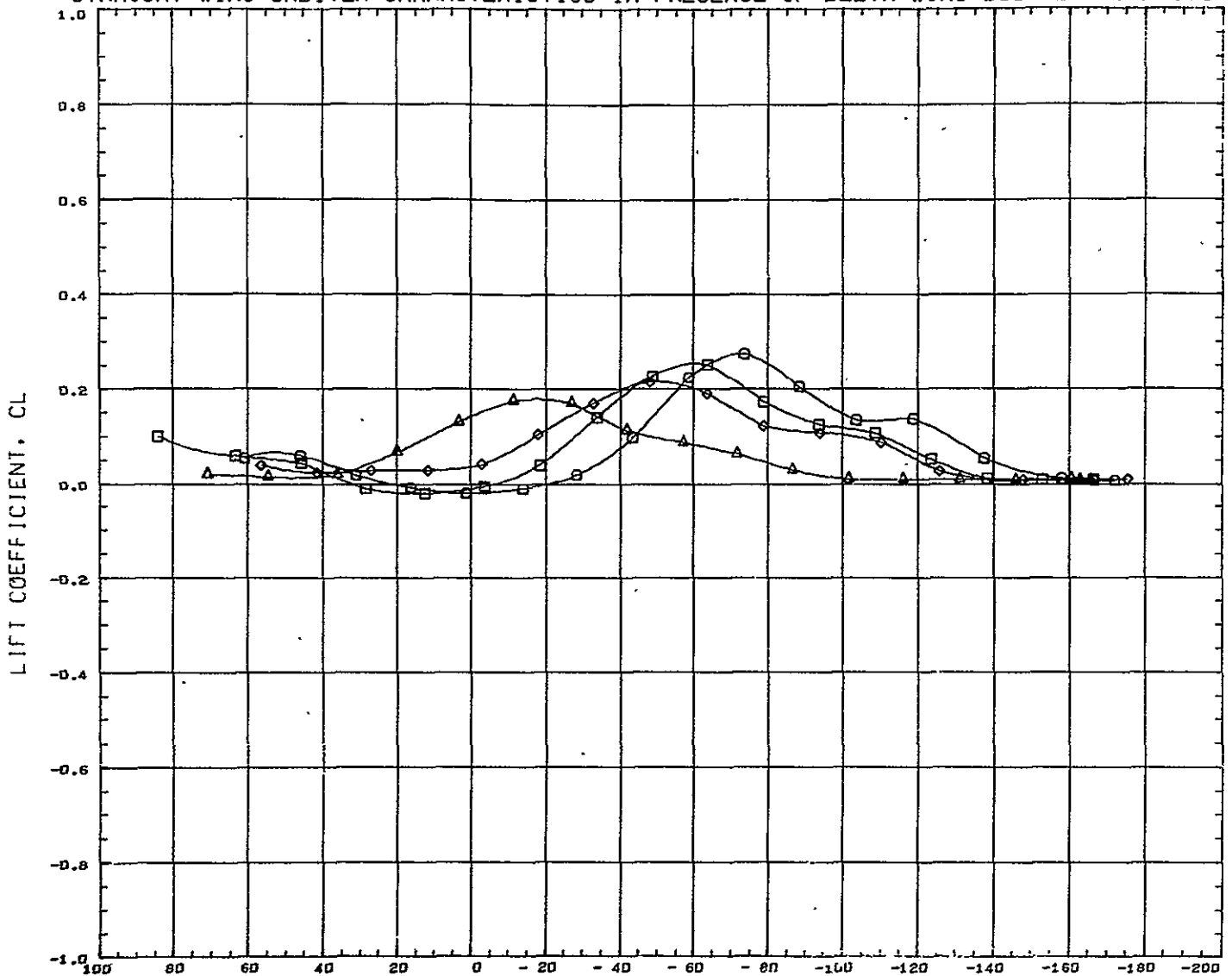
STRAIGHT-WING ORBITER CHARACTERISTICS IN PRESENCE OF DELTA-WING BOOSTER AT M=1.1



SYMBOL	GAF Z	PARAMETRIC VALUES				REFERENCE INFORMATION		
○	4.380	ALPHA0	9.000	ALPHA8	-10.000	REFS	5.4400	90 IN
□	13.380	MACH	1.100	BETA	0.000	REFL	1.1302	IN
◇	29.380	HORZTL	0.000			REFB	5.2150	IN
△	54.380					XMRP	4.5255	IN
						YMRP	0.0000	IN
						ZMRP	0.6510	IN
						SCALE	0.0035	

DATA HIST. CODE *EVMMH

STRAIGHT-WING ORBITER CHARACTERISTICS IN PRESENCE OF DELTA-WING BOOSTER AT M=1.6

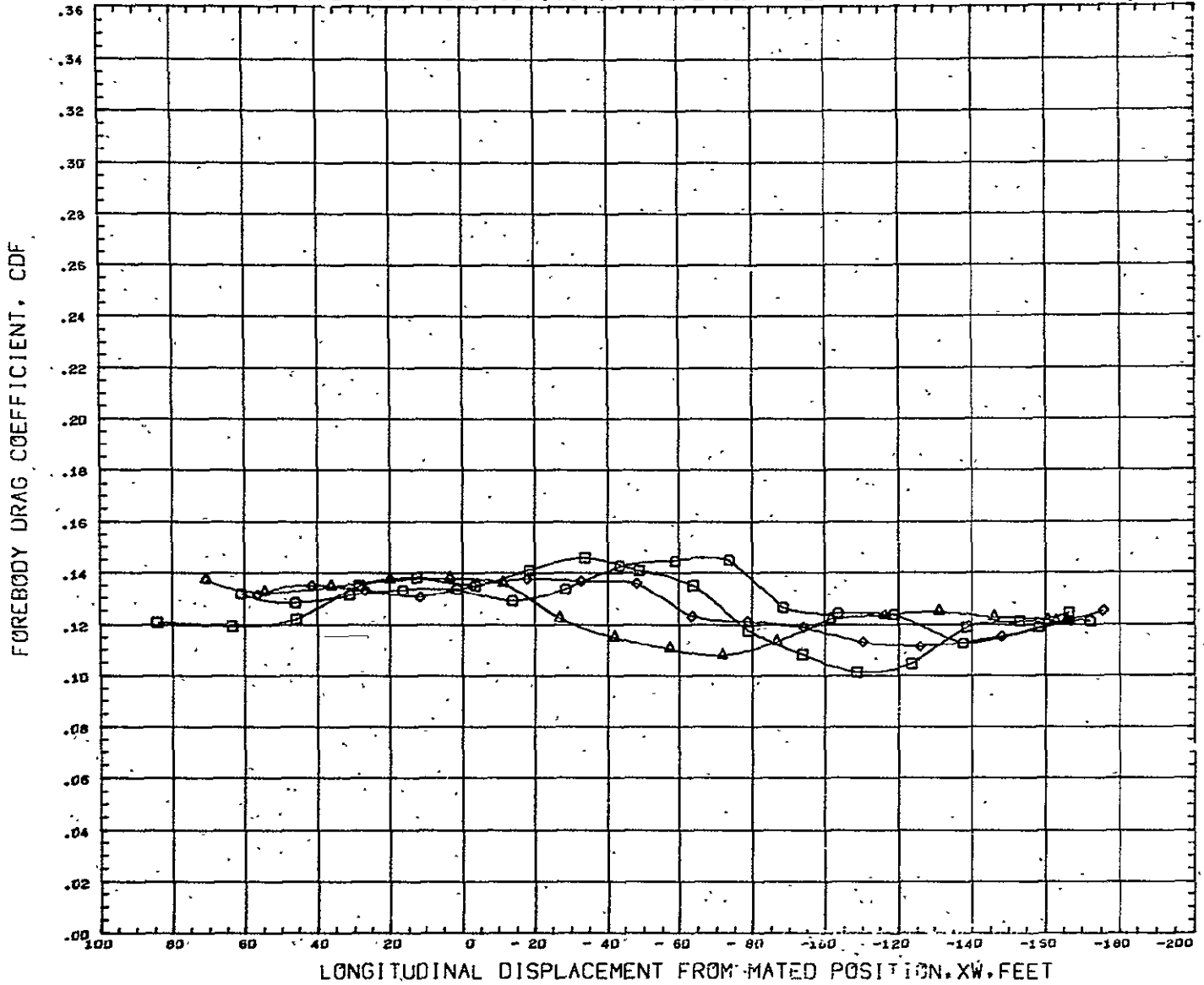


LONGITUDINAL DISPLACEMENT FROM MATED POSITION, XW, FEET

SYMBOL	GAP Z	PARAMETRIC VALUES				REFERENCE INFORMATION							
		ALPHA0	HACH	HCRZTL	ALPHA2	BETA	REFS	REFL	REFB	XMRP	YMRP	ZMRP	SCALE
○	4.389	0.000	1.600	0.000	0.000	0.000	5.4400	1.1302	5.2150	4.5255	0.0000	0.6510	0.0035
□	13.389	0.000	1.600	0.000	0.000	0.000							
◇	29.389	0.000	1.600	0.000	0.000	0.000							
△	54.389	0.000	1.600	0.000	0.000	0.000							

DATA HIST. CODE #EVRMHM

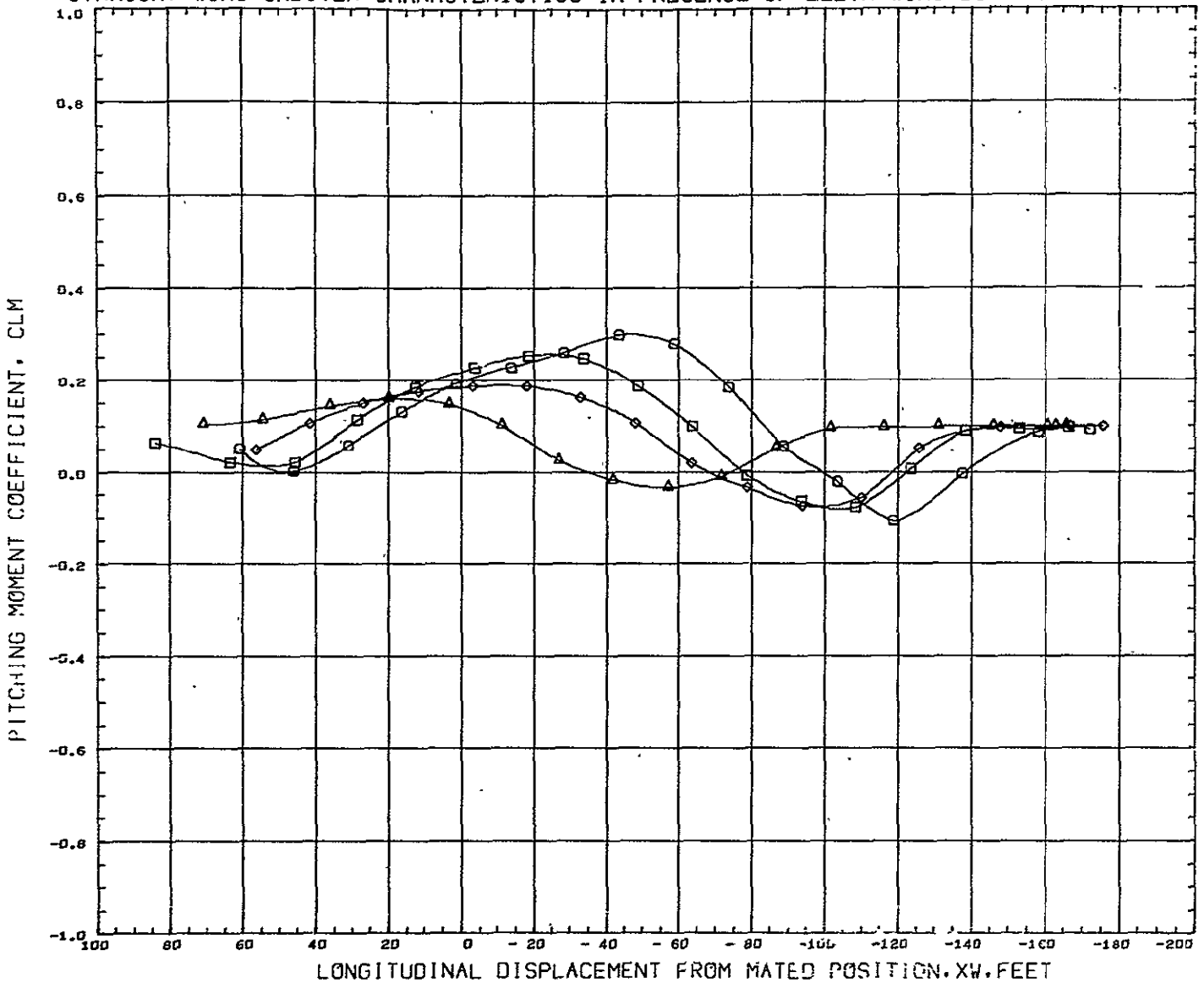
STRAIGHT-WING ORBITER CHARACTERISTICS IN PRESENCE OF DELTA-WING BOOSTER AT M=1.6



SYMBOL	GAP Z	PARAMETRIC VALUES				REFERENCE INFORMATION	
		ALPHA0	BETA0	ALPHAB.	BETA	REFS	IN
○	4.380	0.000	0.000	0.000	0.000	5.4400	SO IN
□	13.380	1.600	0.000	0.000	0.000	1.1302	IN
◇	29.380	0.000	0.000	0.000	0.000	5.2150	IN
△	54.380	0.000	0.000	0.000	0.000	4.5255	IN
						0.0000	IN
						0.6510	IN
						0.0035	IN

DATA HIST. CODE #EVHMM

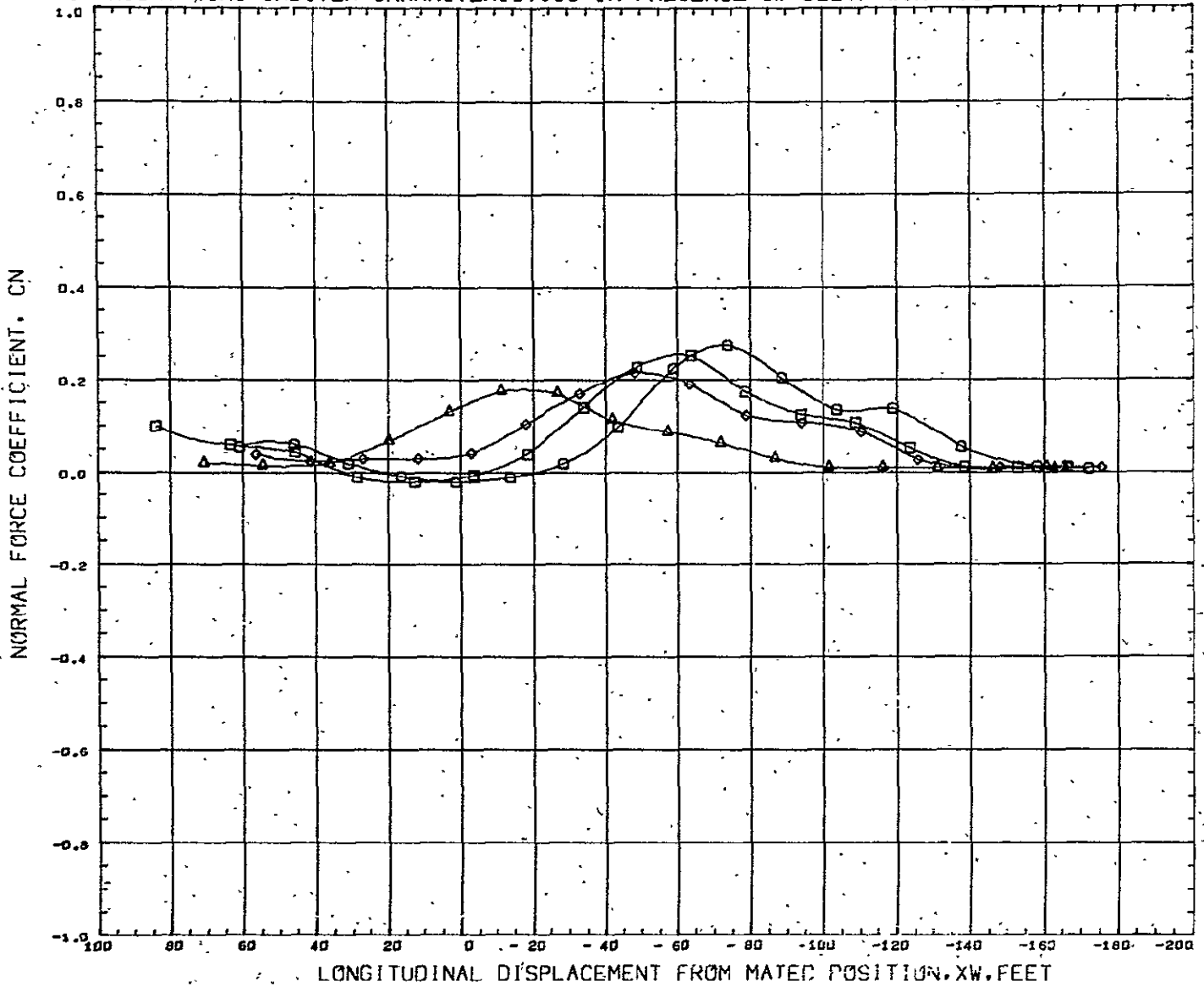
STRAIGHT-WING ORBITER CHARACTERISTICS IN PRESENCE OF DELTA-WING BOOSTER AT M=1.6



SYMBOL	GAP Z	PARAMETRIC VALUES				REFERENCE INFORMATION		
□	4.380	ALPHA0	0.000	ALPHA8	0.000	REFS	5.4400	SQ IN
◇	13.380	MACH	1.600	BETA	0.000	REFL	1.1302	IN
◇	29.380	HORZTL	0.000			REFB	5.2150	IN
△	54.380					XMRP	4.5255	IN
						YMRP	0.0000	IN
						ZMRP	0.6510	IN
						SCALE	0.0035	

DATA HIST. CODE #EVMMH

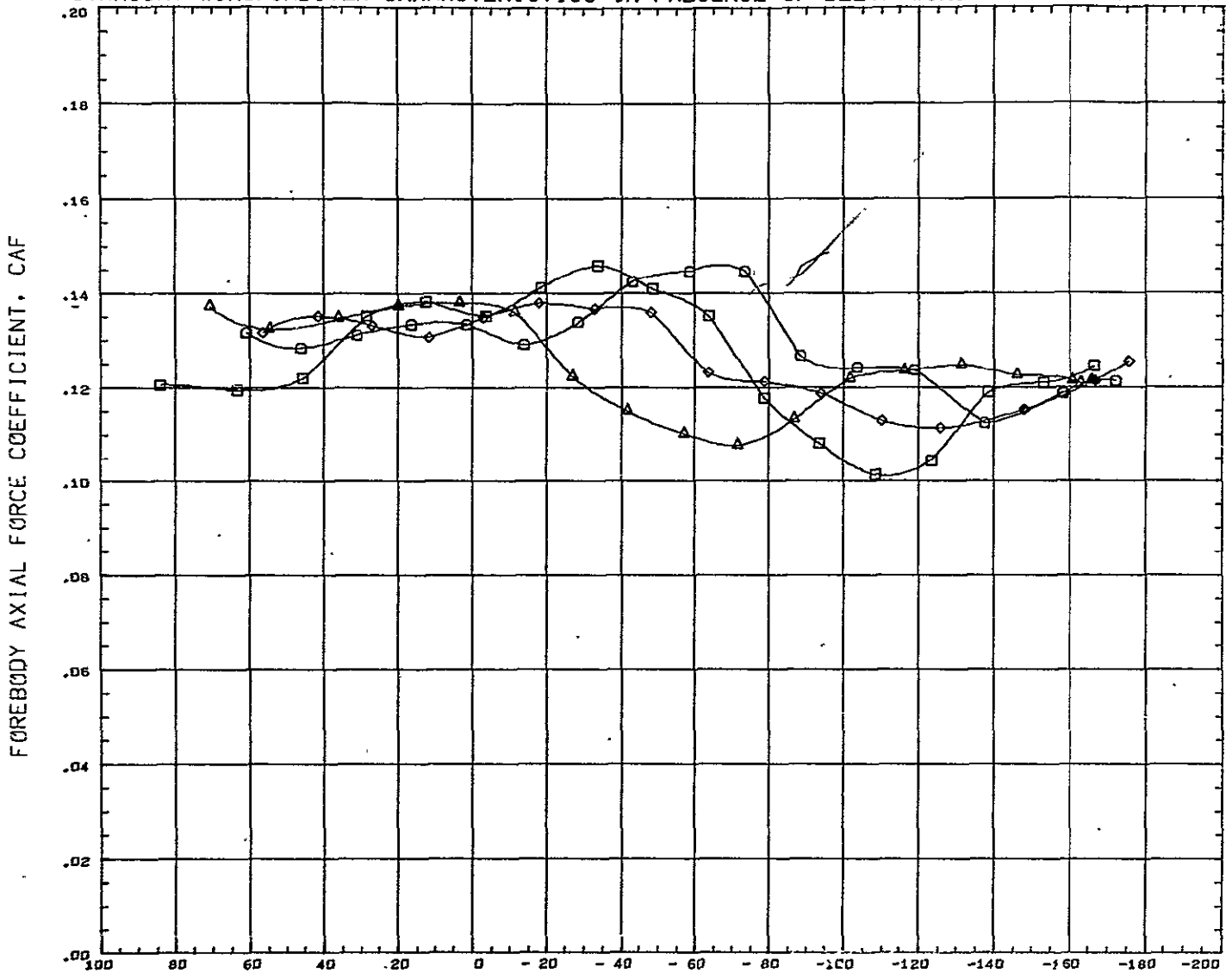
STRAIGHT-WING ORBITER CHARACTERISTICS IN PRESENCE OF DELTA-WING BOOSTER AT M=1.6



SYMBOL	GAF Z	PARAMETRIC VALUES				REFERENCE INFORMATION		
		ALPHA0	ALPHAB	BETA	REFS	REFL	REFB	
□	4.380	0.000	0.000	0.000	5.4400	1.1302	5.2150	
○	13.380	1.600	0.000	0.000	4.5255	0.0000	0.6510	
◇	29.380	HORZTL	0.000					
△	54.380							

DATA HIST. CODE #EVHMM

STRAIGHT-WING ORBITER CHARACTERISTICS IN PRESENCE OF DELTA-WING BOOSTER AT M=1.6

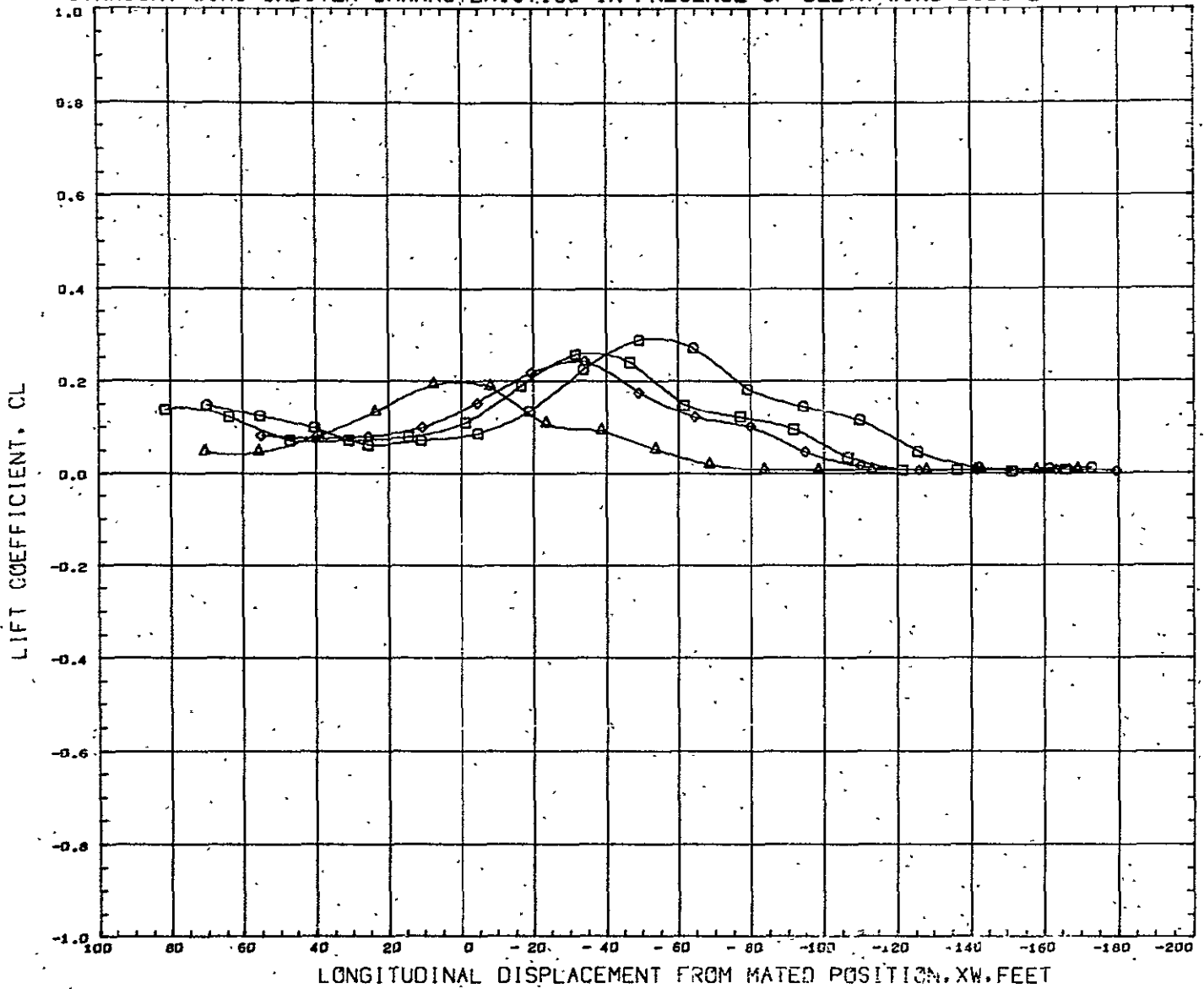


LONGITUDINAL DISPLACEMENT FROM MATED POSITION, XW, FEET

SYMBOL	CAF Z	PARAMETRIC VALUES				REFERENCE INFORMATION		
		ALPHA0	ALPHAB	BETA	HORZTL	REFZ	REFL	REFB
□	4.380	0.900	0.000	0.000	5.4400	1.1302	5.2150	SQ IN
◇	13.380	1.600	0.000	0.000	4.5255	0.6510	0.0000	IN
○	29.380	0.000	0.000	0.000	0.0000	0.0000	0.0000	IN
△	54.380	0.000	0.000	0.000	0.6510	0.0035	0.0035	IN

DATA HIST. CODE #EVMMH

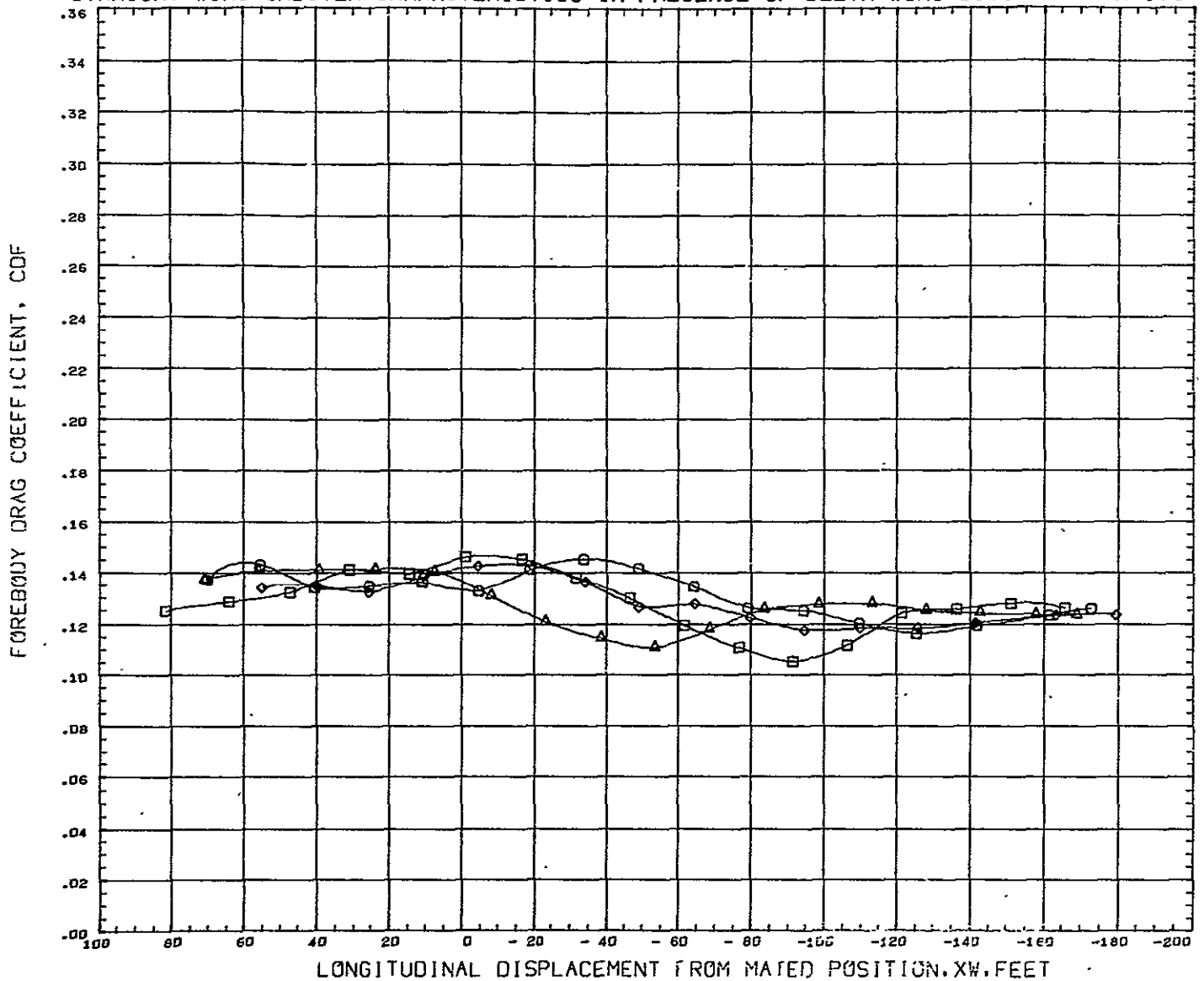
STRAIGHT-WING ORBITER CHARACTERISTICS IN PRESENCE OF DELTA-WING BOOSTER AT M=1.6



SYMBOL	GAP Z	PARAMETRIC VALUES				REFERENCE INFORMATION		
○	4.380	ALPHA0	0.000	ALPHAB	- 5.000	REFC	5.4400	SQ IN
□	13.380	MACH	1.600	BETA	0.000	REFL	1.1302	IN
◇	29.380	HORZTL	0.000			REFB	5.2150	IN
△	54.380					XMRP	4.5255	IN
						YMRP	0.0000	IN
						ZMRP	0.6510	IN
						SCALE	0.0035	

DATA HIST. CODE #EVMHH

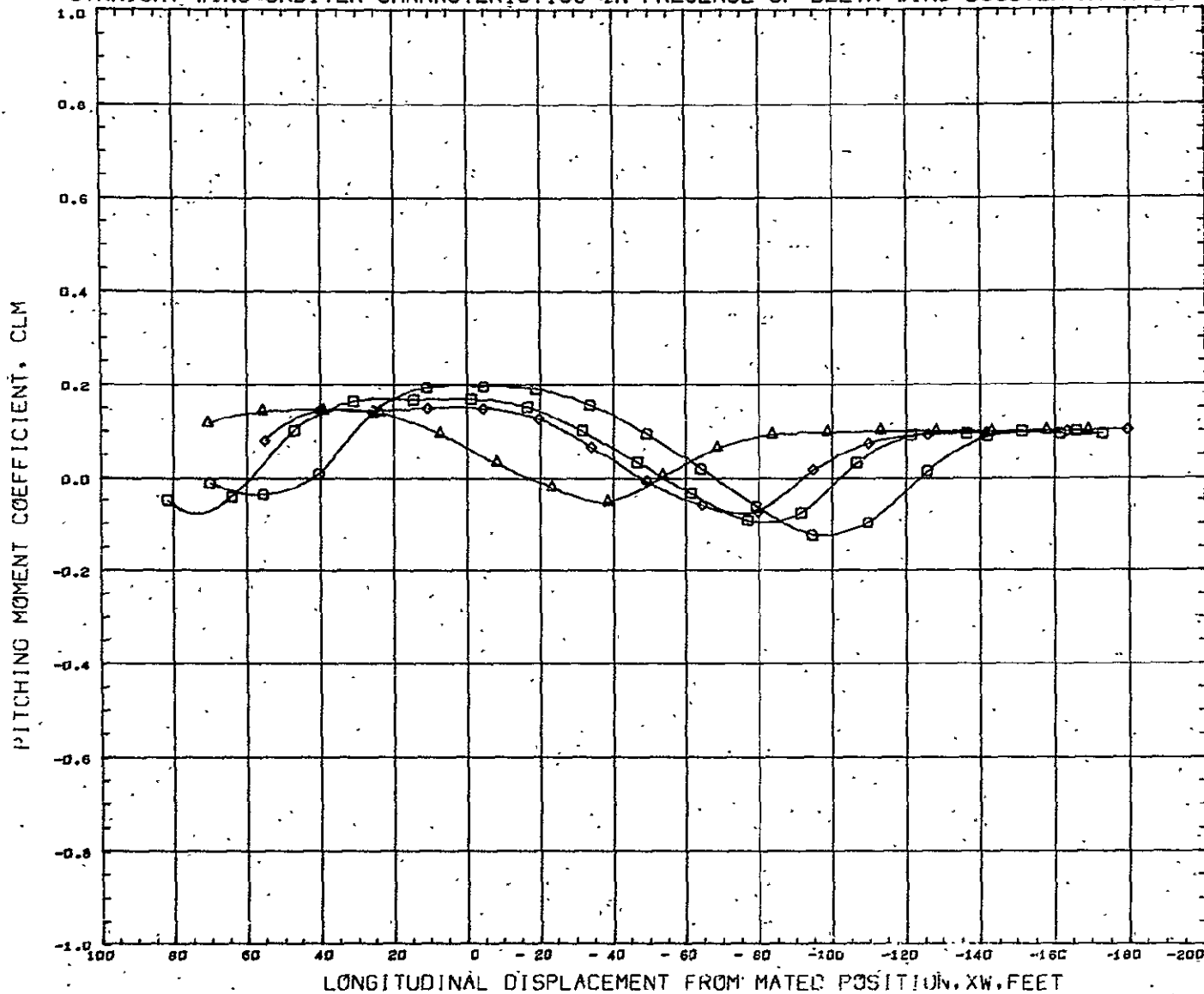
STRAIGHT-WING ORBITER CHARACTERISTICS IN PRESENCE OF DELTA-WING BOOSTER AT M=1.6



SYMBOL	G.P. Z	PARAMETRIC VALUES				REFERENCE INFORMATION	
○	4.740	ALPHA0	0.000	ALPHA8	- 5.000	PET	5.4400 SQ IN
□	15.380	HACH	1.600	BETA	0.000	REFL	1.1302 IN
◇	29.380	HORZTL	0.000			REFB	5.2150 IN
△	54.380					XMRP	4.5255 IN
						YMRP	0.0000 IN
						ZMRP	0.6510 IN
						SCALE	0.0035

DATA HIST. CODE #EVMMH

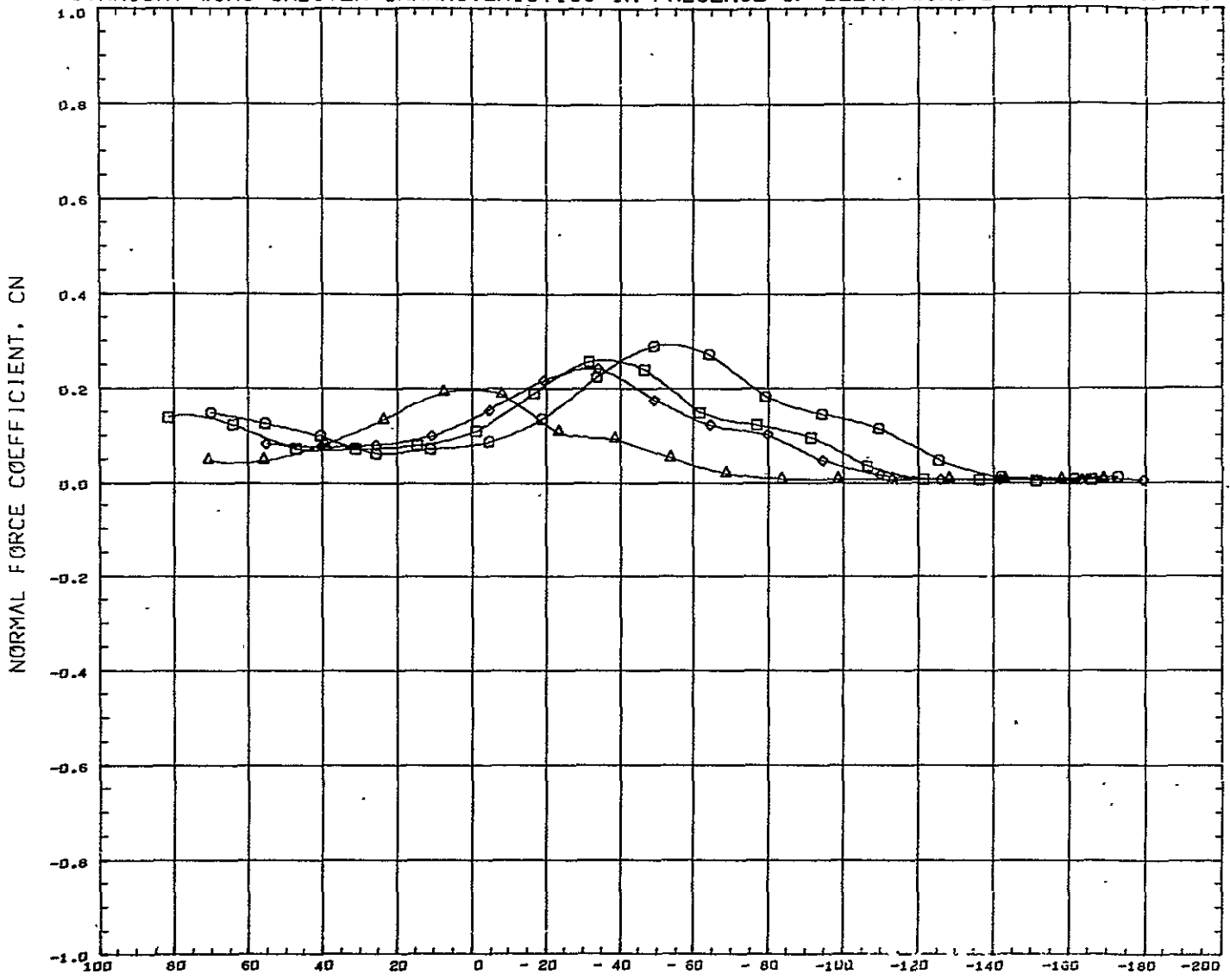
STRAIGHT-WING ORBITER CHARACTERISTICS IN PRESENCE OF DELTA-WING BOOSTER AT M=1.6



SYMBOL	GAP Z	PARAMETRIC VALUES				REFERENCE INFORMATION	
○	4.380	ALPHA0	0.000	ALPHA8	-5.000	REFS	5.4400 SQ IN
□	13.380	MACH	1.600	BETA	0.000	REFL	1.1302 IN
◇	29.380	HORZTL	0.000			REFB	5.2150 IN
△	54.380					XMRP	4.5255 IN
						YMRP	0.0000 IN
						ZMRP	0.6510 IN
						SCALE	0.0035

DATA HIST. CODE #EVHHR

STRAIGHT-WING ORBITER CHARACTERISTICS IN PRESENCE OF DELTA-WING BOOSTER AT M=1.6

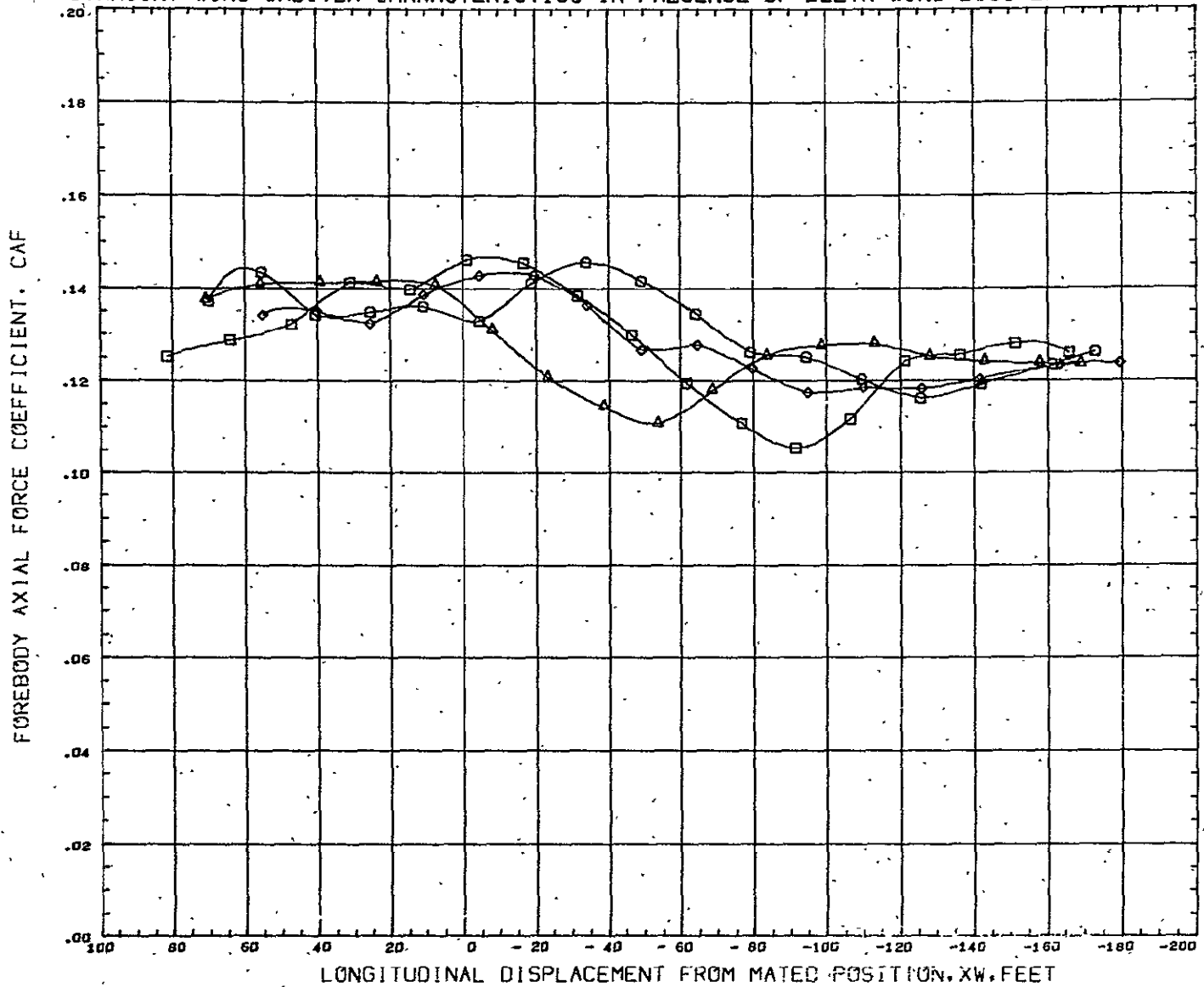


LONGITUDINAL DISPLACEMENT FROM MATED POSITION, XW, FEET

SYMBOL	GAP Z	PARAMETRIC VALUES				REFERENCE INFORMATION		
		ALPHA0	ALPHAB	BETA	REFS	REFL	REFB	IN
○	4.380	0.000	-5.000	0.000	5.4400	1.1302	5.2150	Sq IN
□	13.380	1.600	0.000	0.000	4.5255	0.0000	0.6510	IN
◇	29.380	0.000			0.0035			IN
△	54.380							IN

DATA HIST. CODE #EVMMH

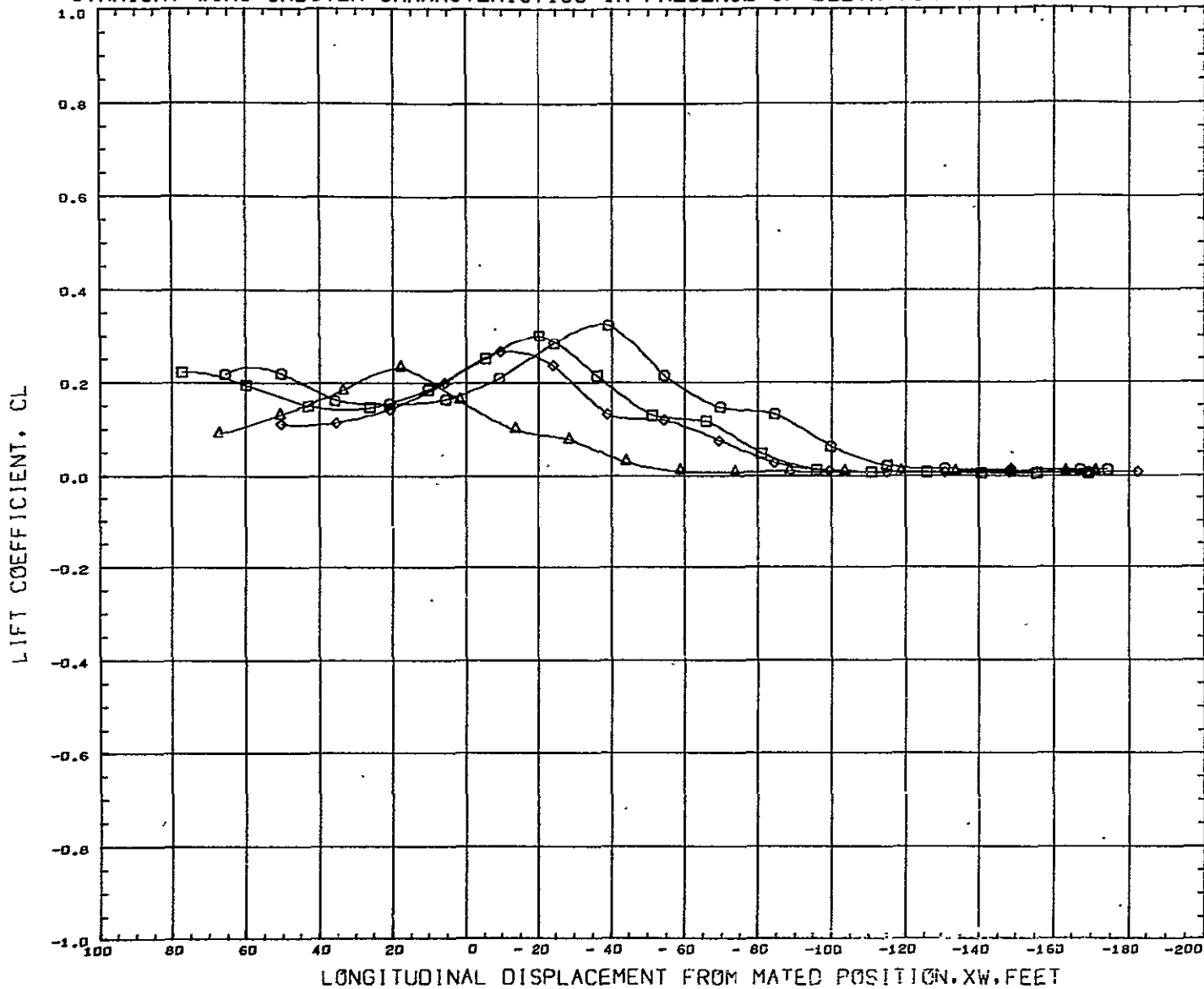
STRAIGHT-WING ORBITER CHARACTERISTICS IN PRESENCE OF DELTA-WING BOOSTER AT M=1.6



SYMBOL	GAP Z	PARAMETRIC VALUES				REFERENCE INFORMATION		
		ALPHA0	BETA0	ALPHA5	BETA5	REFS	REFL	SQ IN
○	4.380	0.000	0.000	5.000	0.000	5.4400	1.1302	IN
□	13.380	1.600	0.000	0.000	5.2150	4.5255	IN	
◇	29.380	0.000	0.000	0.000	0.0000	0.6510	IN	
△	54.380				0.0035			

DATA HIST. CODE *EVHMH

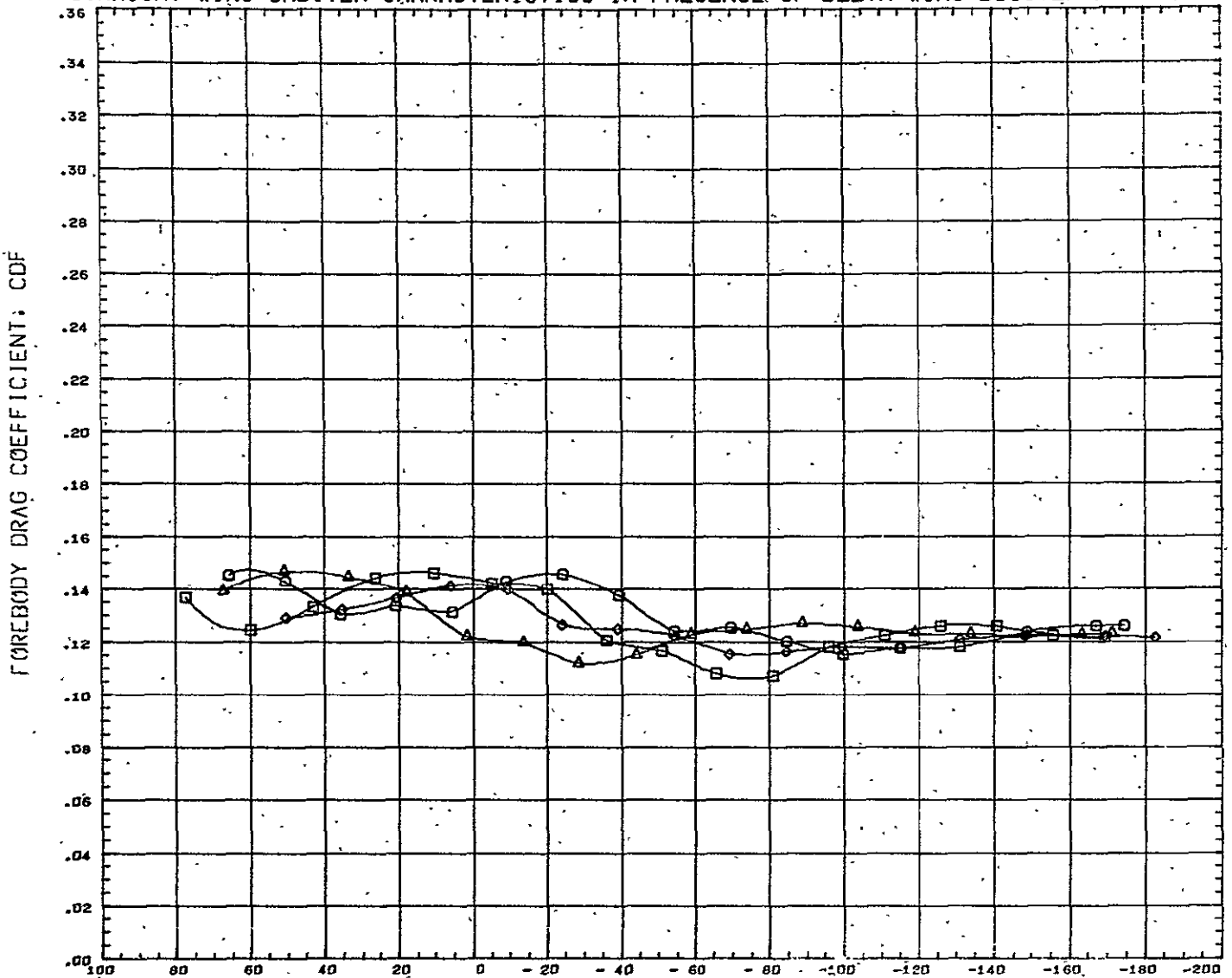
STRAIGHT-WING ORBITER CHARACTERISTICS IN PRESENCE OF DELTA-WING BOOSTER AT M=1.6



SYMBOL	GAP Z	PARAMETRIC VALUES				REFERENCE INFORMATION		
		ALPHA0	ALPHA	BETA	SEFS	REFL	REFB	IN
□	4.380	0.000	-10.000	0.000	5.4400	1.1302	5.2160	IN
◇	13.380	1.600	0.000	0.000	4.5255	0.0000	0.6510	IN
△	29.380	0.000			0.0000			IN
○	54.380				0.0000			IN

DATA HIST. CODE #EVHMH

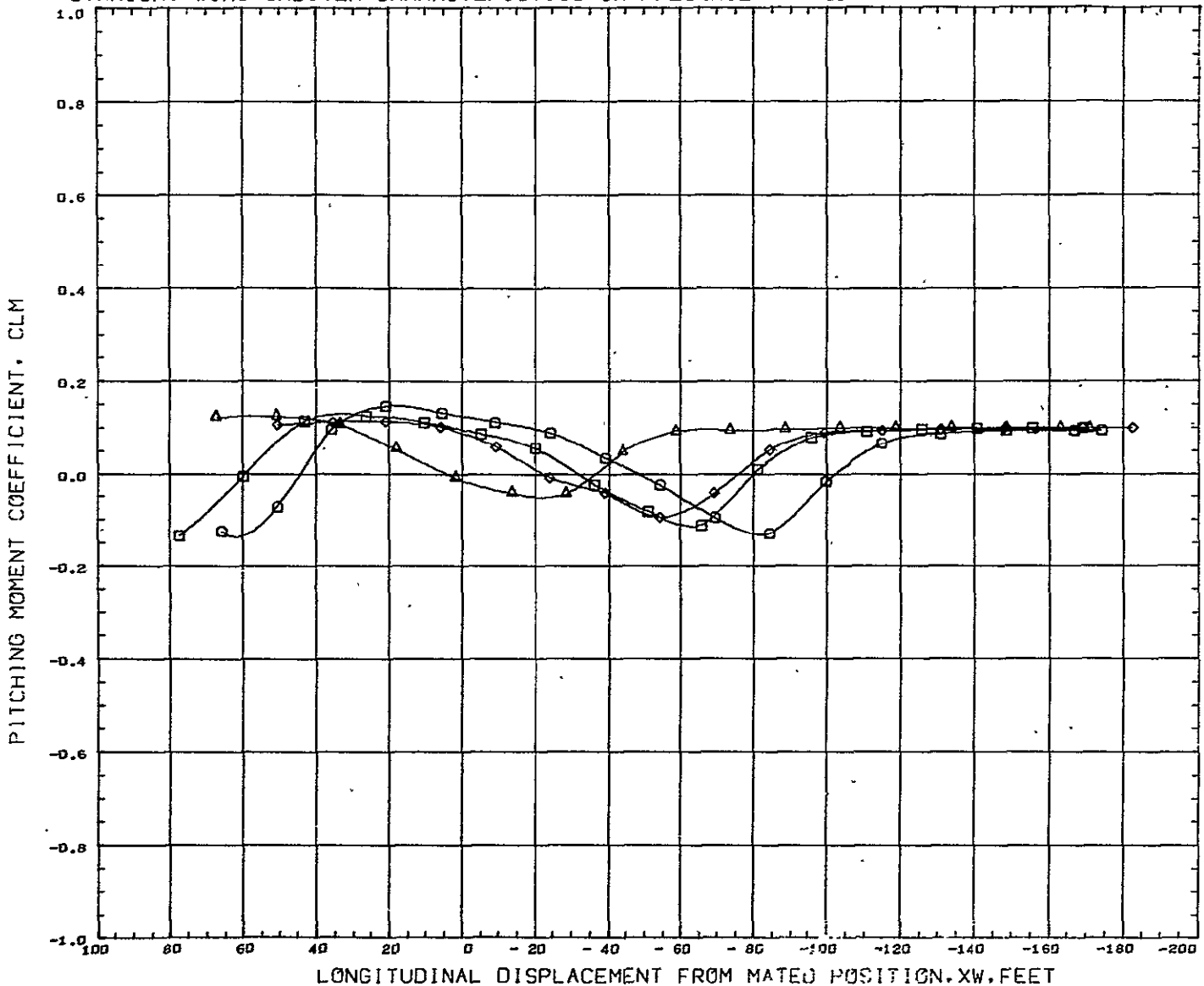
STRAIGHT-WING ORBITER CHARACTERISTICS IN PRESENCE OF DELTA-WING BOOSTER AT M=1.6



SYMBOL	GAP Z	PARAMETRIC VALUES				REFERENCE INFORMATION		
		ALPHA0	BETA0	ALPHAB	BETAB	REFS	REFL	SQ IN
○	4.380	0.000	1.600	-10.000	0.000	5.4400	1.1302	IN
□	13.385	0.000	1.600	0.000	0.000	5.2150	4.5255	IN
◇	29.380	0.000	1.600	0.000	0.000	0.6510	0.0035	IN
△	54.380	0.000	1.600	0.000	0.000			

DATA HIST. CODE #EVHHH

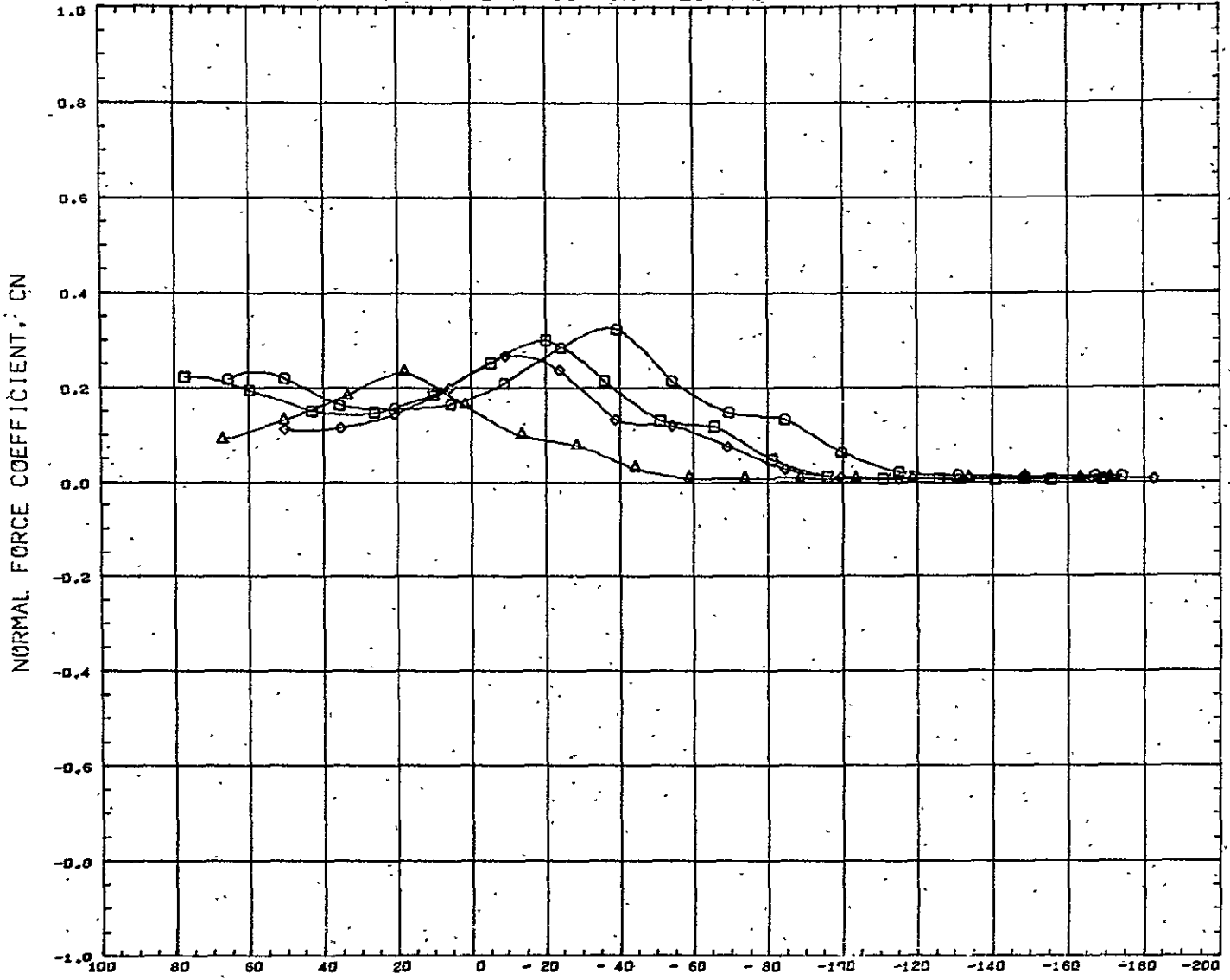
STRAIGHT-WING ORBITER CHARACTERISTICS IN PRESENCE OF DELTA-WING BOOSTER AT M=1.6



SYMBOL	GAFF Z	PARAMETRIC VALUES				REFERENCE INFORMATION		
□	4.380	ALPHA0	0.000	ALPHAB	-10.000	REFS	5.4400	Sq IN
◇	13.380	MACH	1.600	BETA	0.000	REFL	1.1302	IN
○	29.380	HORZTL	0.000			REFS	5.2150	IN
△	54.380					XMRP	4.5255	IN
						YMRP	0.0000	IN
						ZMRP	0.6510	IN
						SCALE	0.0035	

DATA HIST. CODE #EVHMM

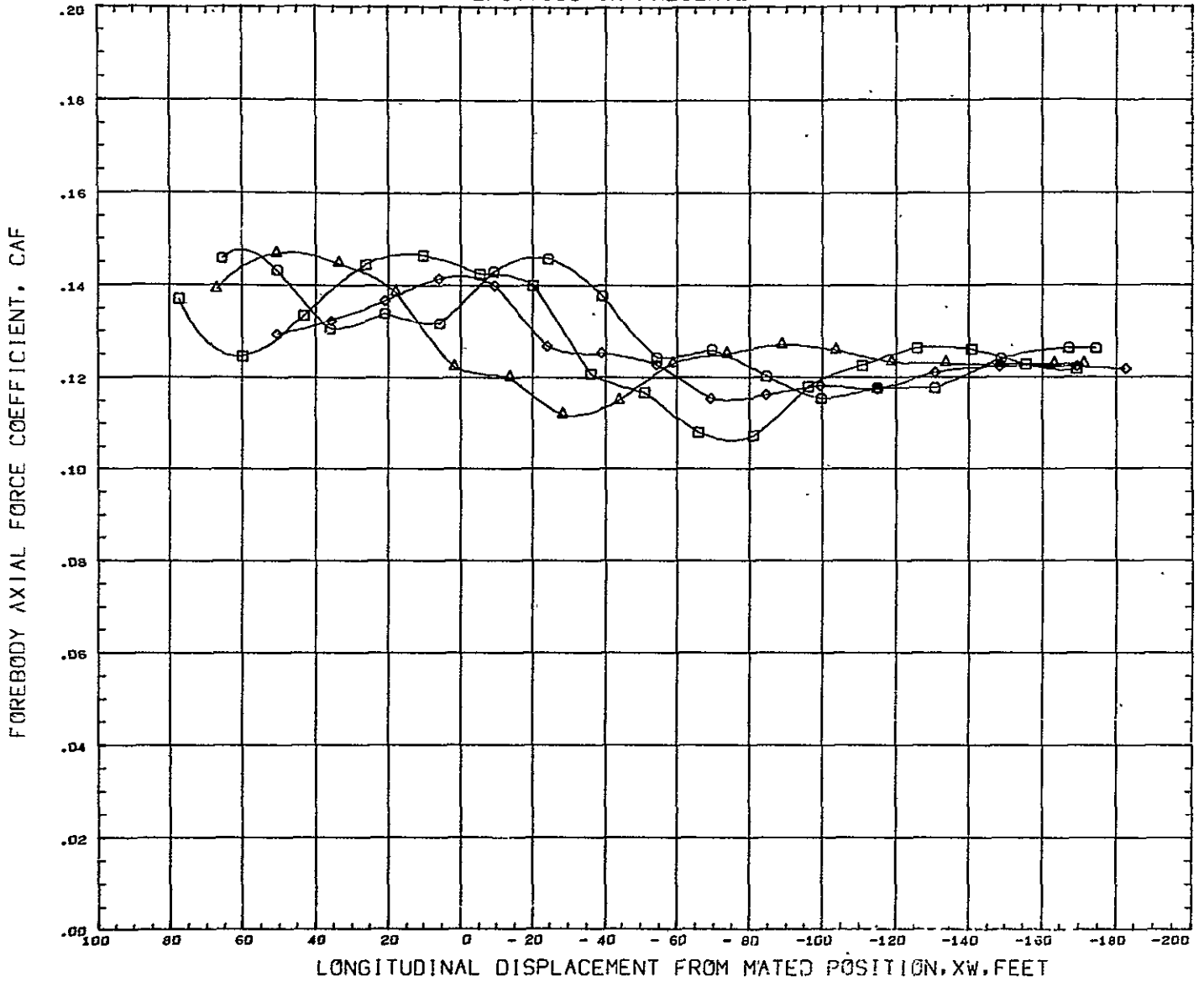
STRAIGHT-WING ORBITER CHARACTERISTICS IN PRESENCE OF DELTA-WING BOOSTER AT M=1.6



SYMBOL		GAP Z		PARAMETRIC VALUES		REFERENCE INFORMATION		
○	4.380	ALPHA0	0.000	ALPHAB	-10.000	REFS	5.4400	SQ IN
□	13.380	HACH	1.600	BETA	0.000	REFL	1.1302	IN
◇	29.380	HORZTL	0.000			REFB	5.2150	IN
△	54.380					XMRP	4.5255	IN
						YMRF	0.0000	IN
						ZMRF	0.6510	IN
						SCALE	0.0035	

DATA HIST. CODE #EVMM

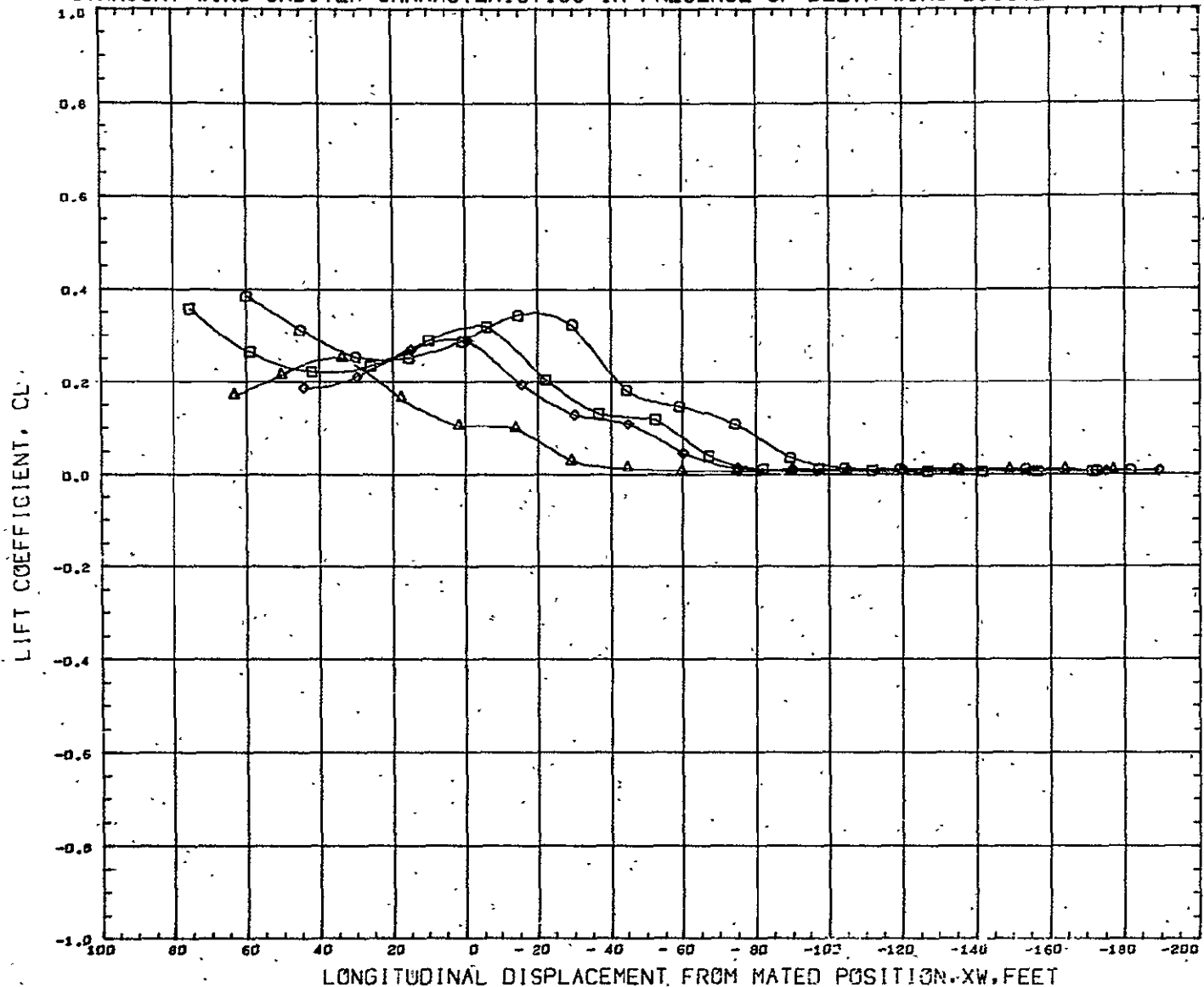
STRAIGHT-WING ORBITER CHARACTERISTICS IN PRESENCE OF DELTA-WING BOOSTER AT M=1.6



SYMBOL	CAF Z	PARAMETRIC VALUES				REFERENCE INFORMATION		
□	4.380	ALPHA0	0.000	ALPHAB	-10.000	REFS	5.4400	Sq IN
◇	13.380	MACH	1.600	BETA	0.000	REFL	1.1302	IN
○	29.380	HORZTL	0.000			REFS	5.2150	IN
△	54.380					XHRF	4.5255	IN
						YHRF	0.0000	IN
						ZHRF	0.6510	IN
						SCALE	0.0035	

DATA HIST. CODE #EVMM

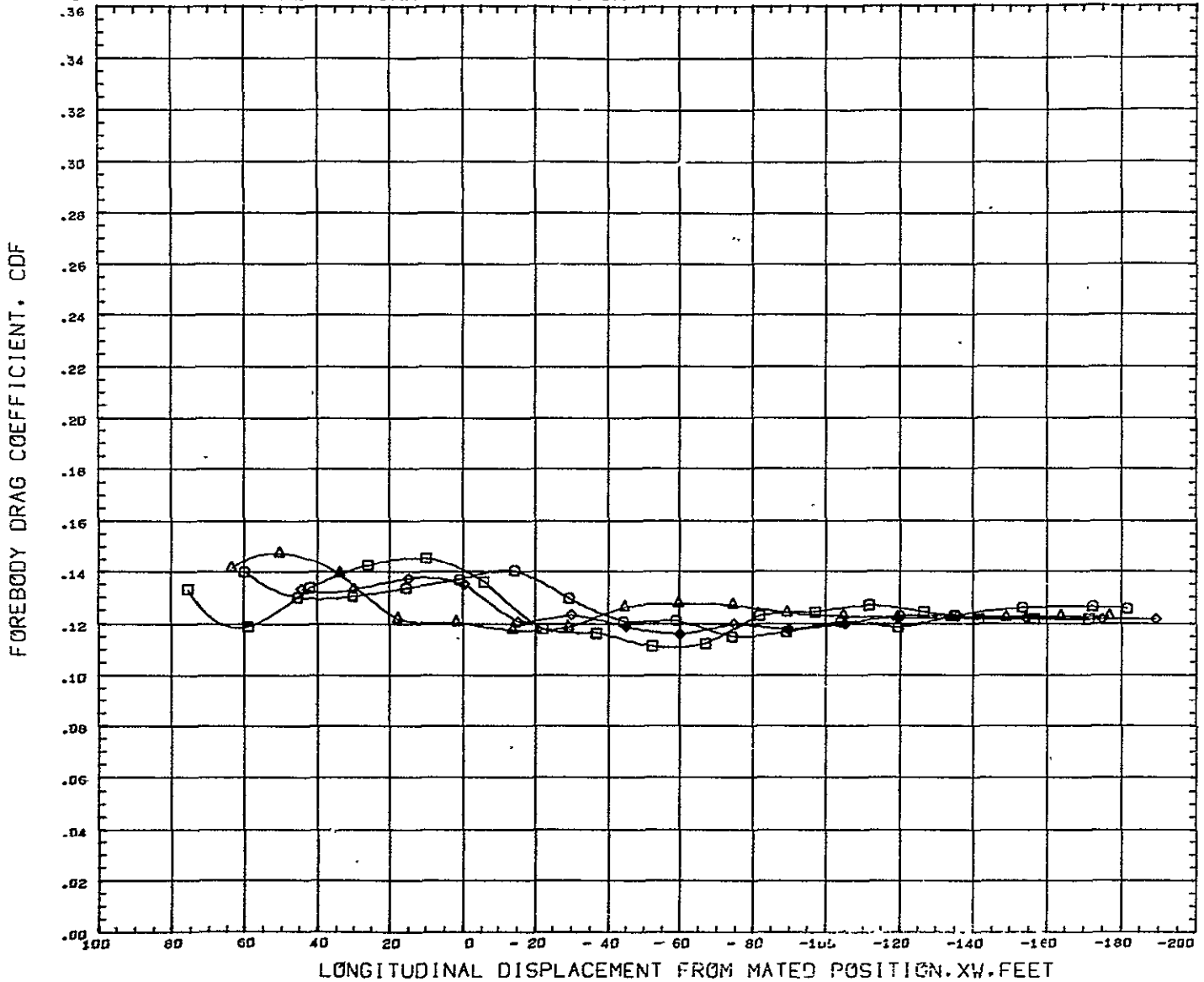
STRAIGHT-WING ORBITER CHARACTERISTICS IN PRESENCE OF DELTA-WING BOOSTER AT M=1.6



SYMBOL	GAP Z	PARAMETRIC VALUES				REFERENCE INFORMATION			
		ALPHA0	HACH	HORZTL	ALPHAB	BETA	REF3	REFL	REFB
○	4.380	0.000	1.600	0.000	-15.000	0.000	5.4400	1.1302	5.2150
□	13.380	0.000	1.600	0.000	-15.000	0.000	4.5255	0.0000	0.6510
◇	29.380	0.000	1.600	0.000	-15.000	0.000	0.0035		
△	54.380	0.000	1.600	0.000	-15.000	0.000			

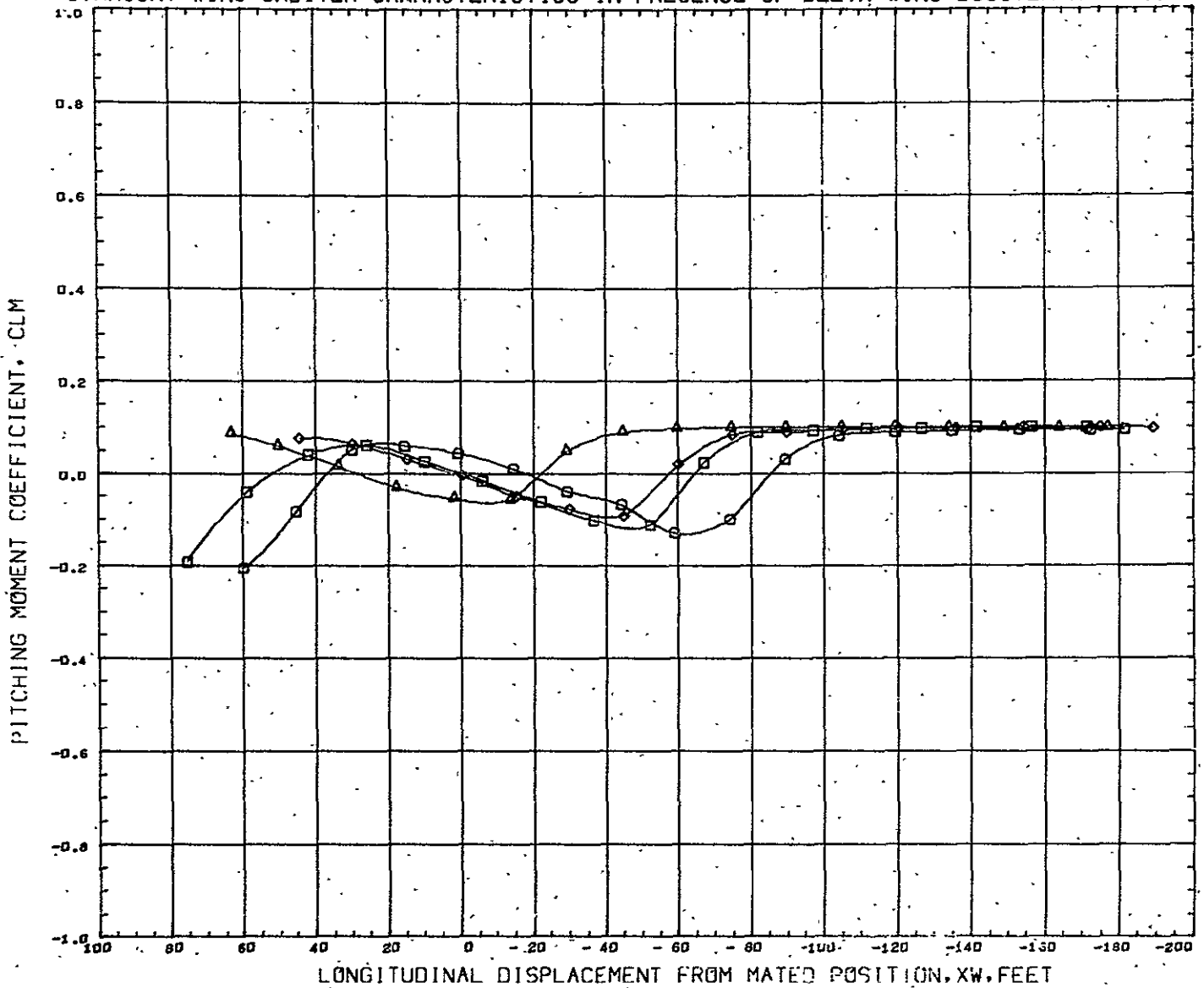
DATA HIST. CODE #EVMHH

STRAIGHT-WING ORBITER CHARACTERISTICS IN PRESENCE OF DELTA-WING BOOSTER AT M=1.6



SYMBOL	GAP Z	PARAMETRIC VALUES				REFERENCE INFORMATION		
		ALPHA0	ALPHA8	BETA	RE, S	REFL	REFB	IN
○	4.380	0.000	-15.000	0.000	5.4400	1.1302	5.2150	IN
□	13.380	1.600	0.000	0.000	4.5255	0.0000	0.6510	IN
◇	29.380	HORZTL			0.0000			IN
△	54.380				0.6510			IN
		DATA HIST. CODE	REVMMH		SCALE	0.0035		

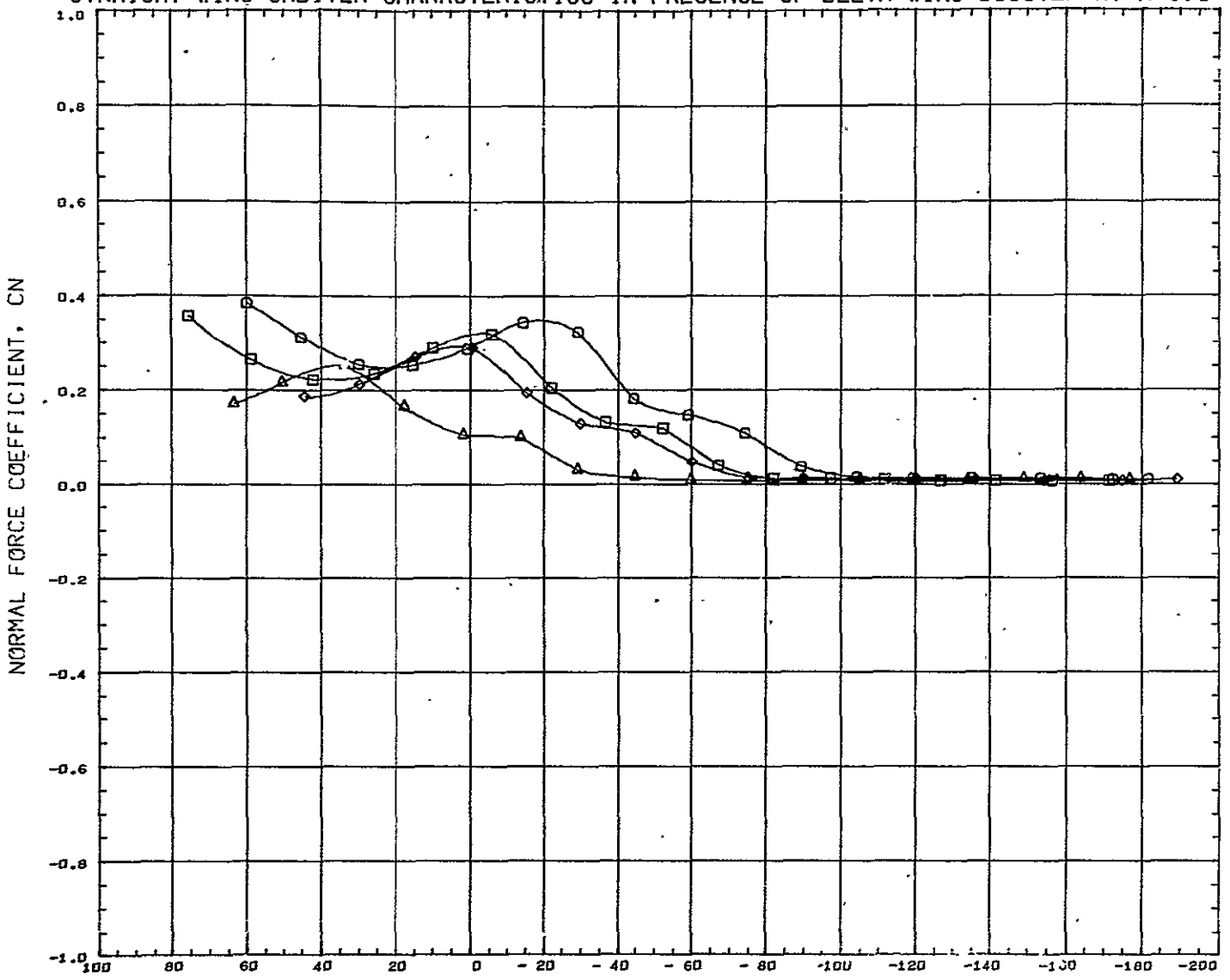
STRAIGHT-WING ORBITER CHARACTERISTICS IN PRESENCE OF DELTA-WING BOOSTER AT M=1.6



SYMBOL	GAP Z	PARAMETRIC VALUES				REFERENCE INFORMATION		
		ALPHA0	ALPHAB	BETA	REFS	REFL	REFB	
○	4.380	0.000	-15.000	0.000	5.4400	1.1302	5.2150	
□	13.380	1.600	0.000	0.000	4.5255	0.0000	0.6510	
◇	29.380	0.000			0.0035			
△	54.380							

DATA HIST. CODE #EVHMM

STRAIGHT-WING ORBITER CHARACTERISTICS IN PRESENCE OF DELTA-WING BOOSTER AT M=1.6

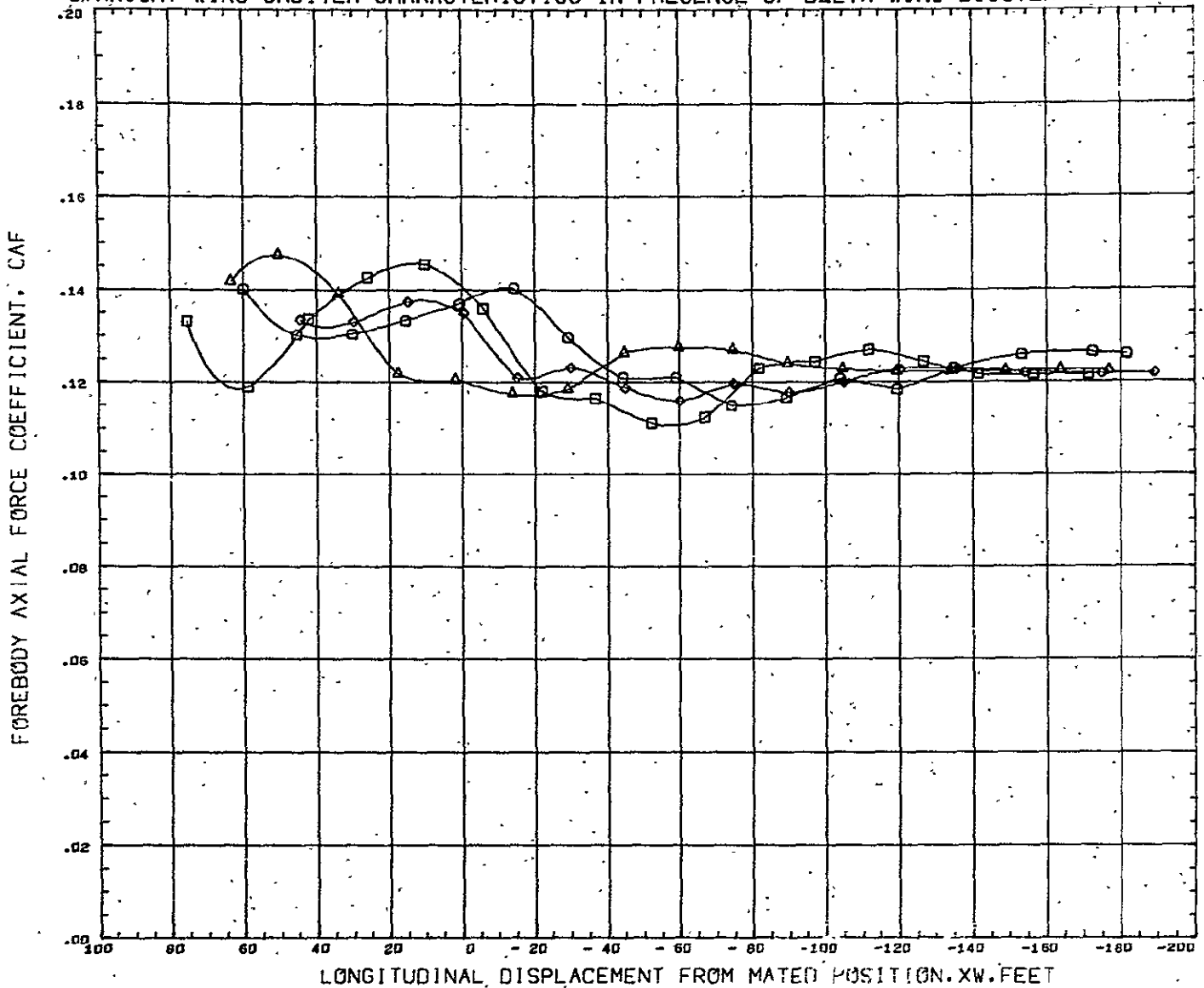


LONGITUDINAL DISPLACEMENT FROM MATED POSITION, XW, FEET

SYMBOL	GAP Z	PARAMETRIC VALUES				REFERENCE INFORMATION		
		ALPHA0	BETA	ALPHA8	BETA	REFS	REFL	SQ IN
○	4.380	0.000	0.000	-15.000	0.000	5.4400	1.1302	IN
□	13.380	1.600	0.000	0.000	5.2150	4.5255	IN	
◇	29.380	0.900			0.0000	0.6510	IN	
△	54.380				0.0035			

DATA HIST. CODE #EVHMM

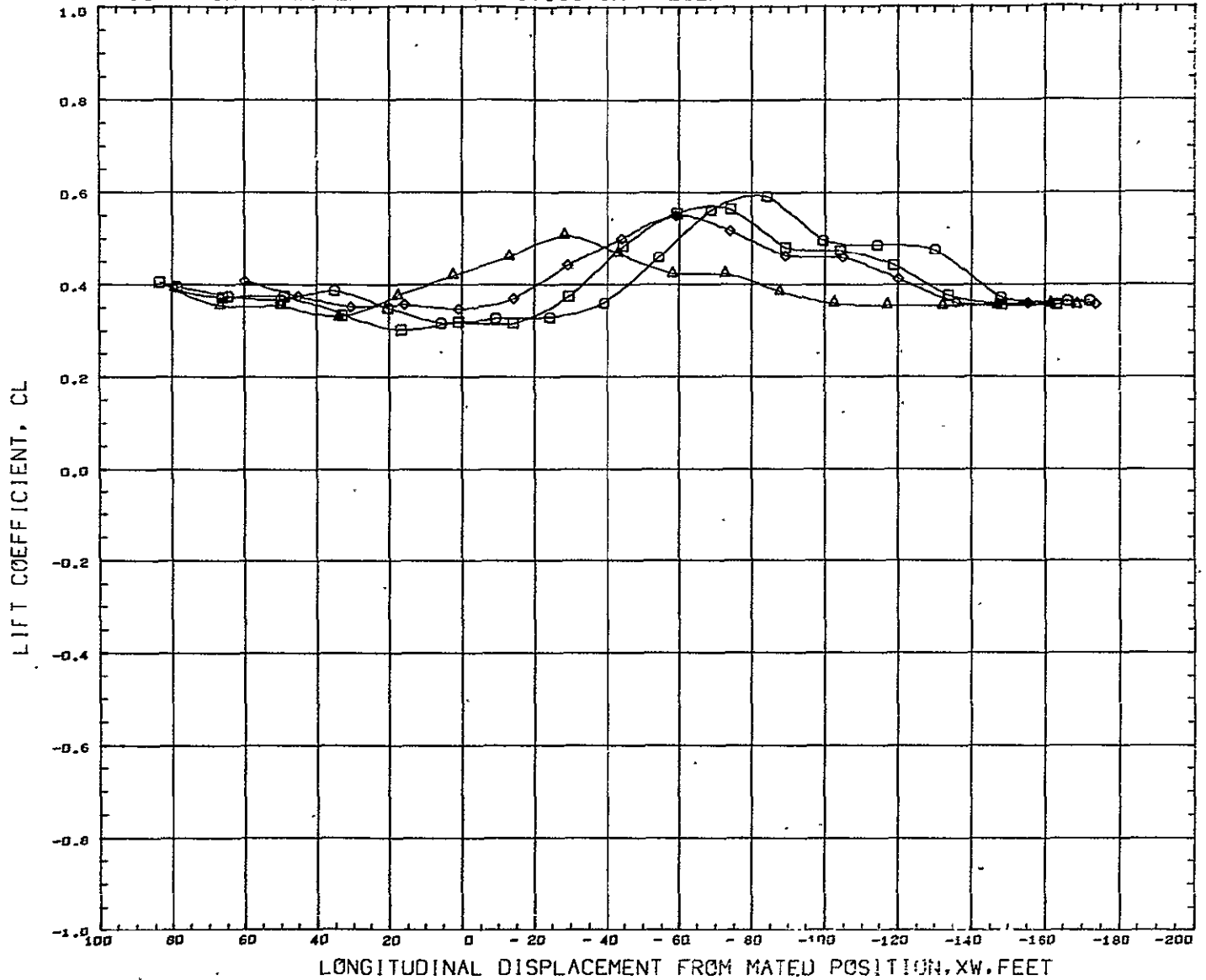
STRAIGHT-WING ORBITER CHARACTERISTICS IN PRESENCE OF DELTA-WING BOOSTER AT M=1.6



SYMBOL	CAF Z	PARAMETRIC VALUES				REFERENCE INFORMATION		
		ALPHA0	ALPHA1	BETA	REFS	REFL	REFB	
□	4.380	0.000	-15.000	0.000	5.4400	1.1302	5.2150	
◇	13.380	1.600	0.000	0.000	4.5255	0.0000	0.6510	
△	29.380	0.000			0.0035			
▽	54.380							

DATA HIST. CODE #EVHMH

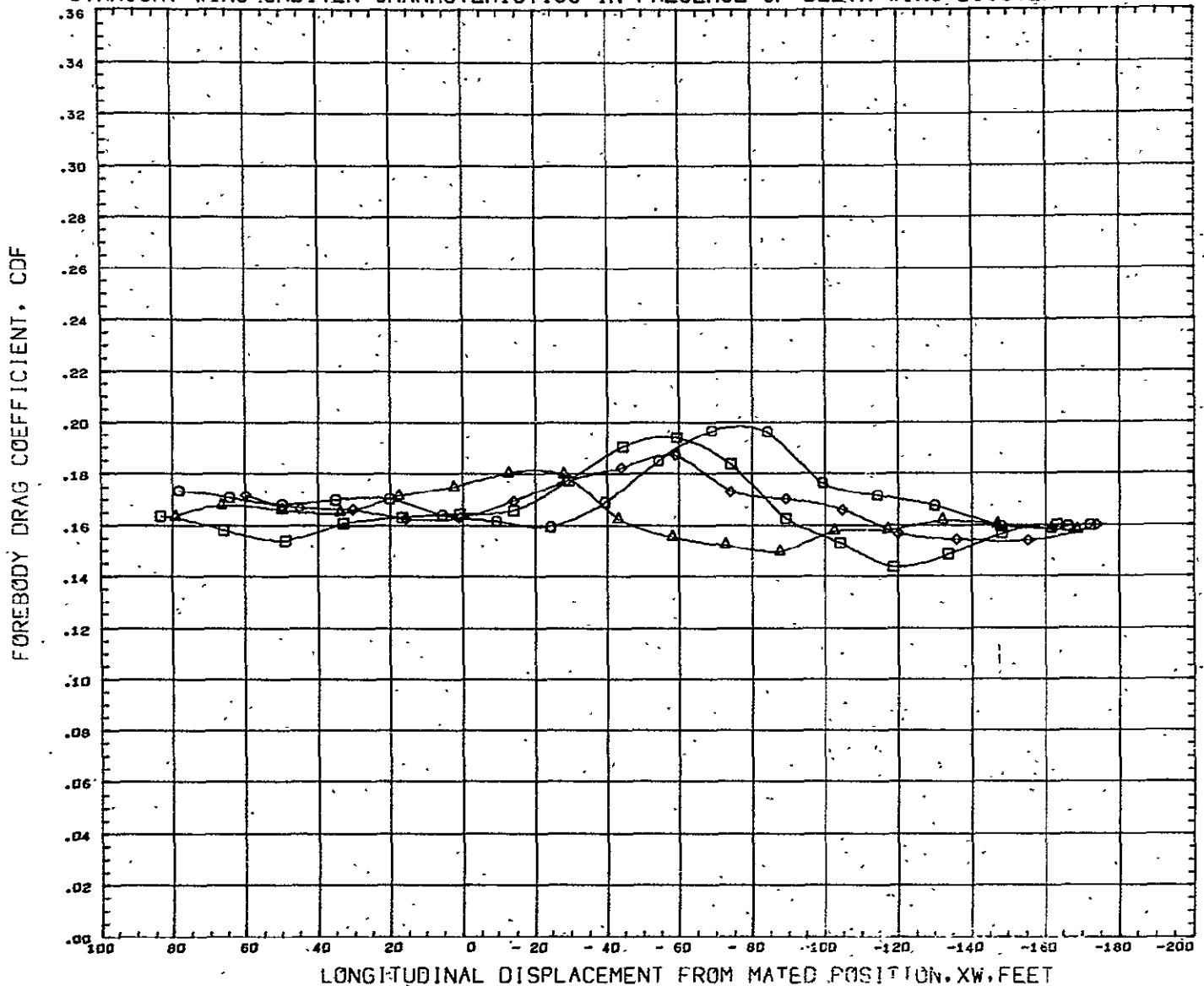
STRAIGHT-WING ORBITER CHARACTERISTICS IN PRESENCE OF DELTA-WING BOOSTER AT M=1.6



SYMBOL	GAP Z	PARAMETRIC VALUES				REFERENCE INFORMATION		
○	4.380	ALPHA0	5.000	ALPHA8	5.000	R.F.S	5.2400	SQ IN
□	13.380	MACH	1.600	BETA	0.000	REFL	1.1302	IN
◇	29.380	HORZTL	0.000			REFB	5.2150	IN
△	54.380					XHRP	4.5255	IN
						YHRP	0.0000	IN
						ZHRP	0.6510	IN
						SCALE	0.0035	

DATA HIST. CODE #EVMHH

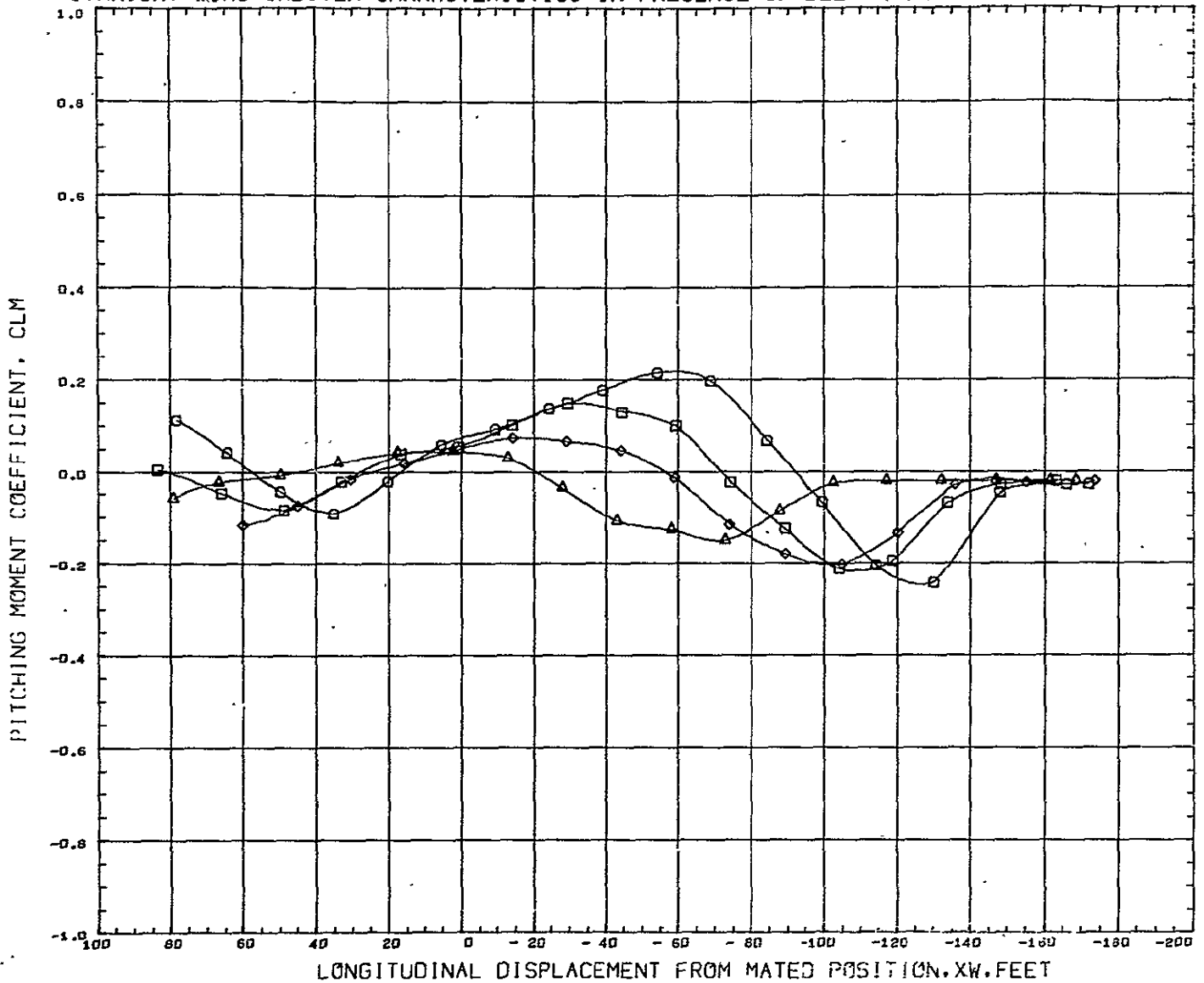
STRAIGHT-WING ORBITER CHARACTERISTICS IN PRESENCE OF DELTA-WING BOOSTER AT M=1.6



SYMBOL	GAP Z	PARAMETRIC VALUES				REFERENCE INFORMATION		
		ALPHA0	ALPHAB	BETA	REFS	REFL	REFD	SCALE
○	4.300	5.000	5.000	0.000	5.4400	1.1302	5.2150	9.0035
□	13.300	5.000	5.000	0.000	4.5255	0.0000	0.6510	
◇	29.300	5.000	5.000	0.000				
△	54.300	5.000	5.000	0.000				

DATA HIST. CODE #EVHMH

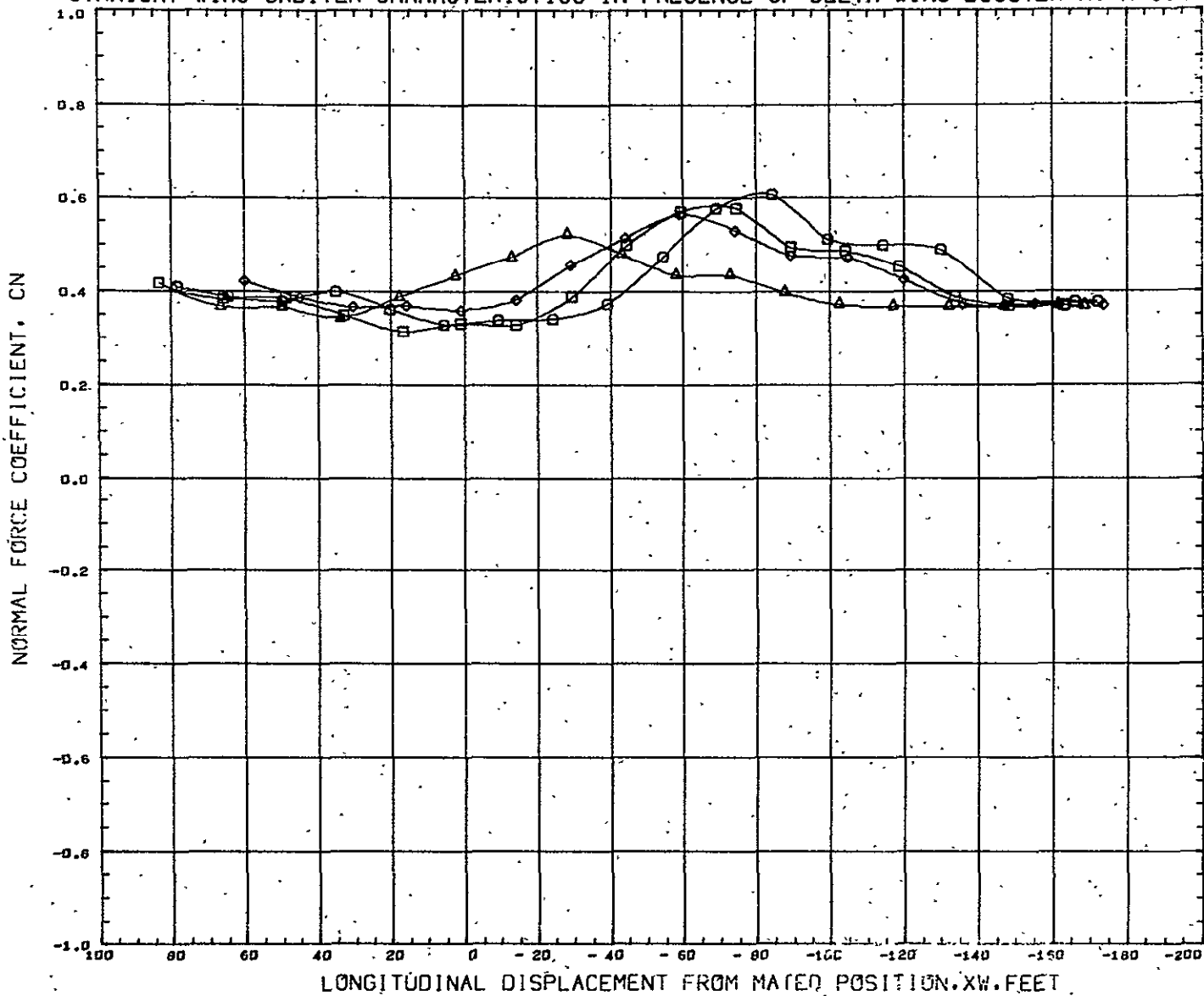
STRAIGHT-WING ORBITER CHARACTERISTICS IN PRESENCE OF DELTA-WING BOOSTER AT M=1.6



SYMBOL	GAP Z	PARAMETRIC VALUES				REFERENCE INFORMATION		
○	4.380	ALPHA0	5.000	ALPHA8	5.000	REFS	5.4400	SQ IN
□	13.380	MACH	1.600	BETA	0.000	REFL	1.1302	IN
◇	29.380	HORZTL	0.000			REFB	5.2150	IN
△	54.380					XHRF	4.5255	IN
						YHRF	0.0000	IN
						ZHRF	0.6510	IN
						SCALE	0.0035	

DATA HIST. CODE #EVMMH

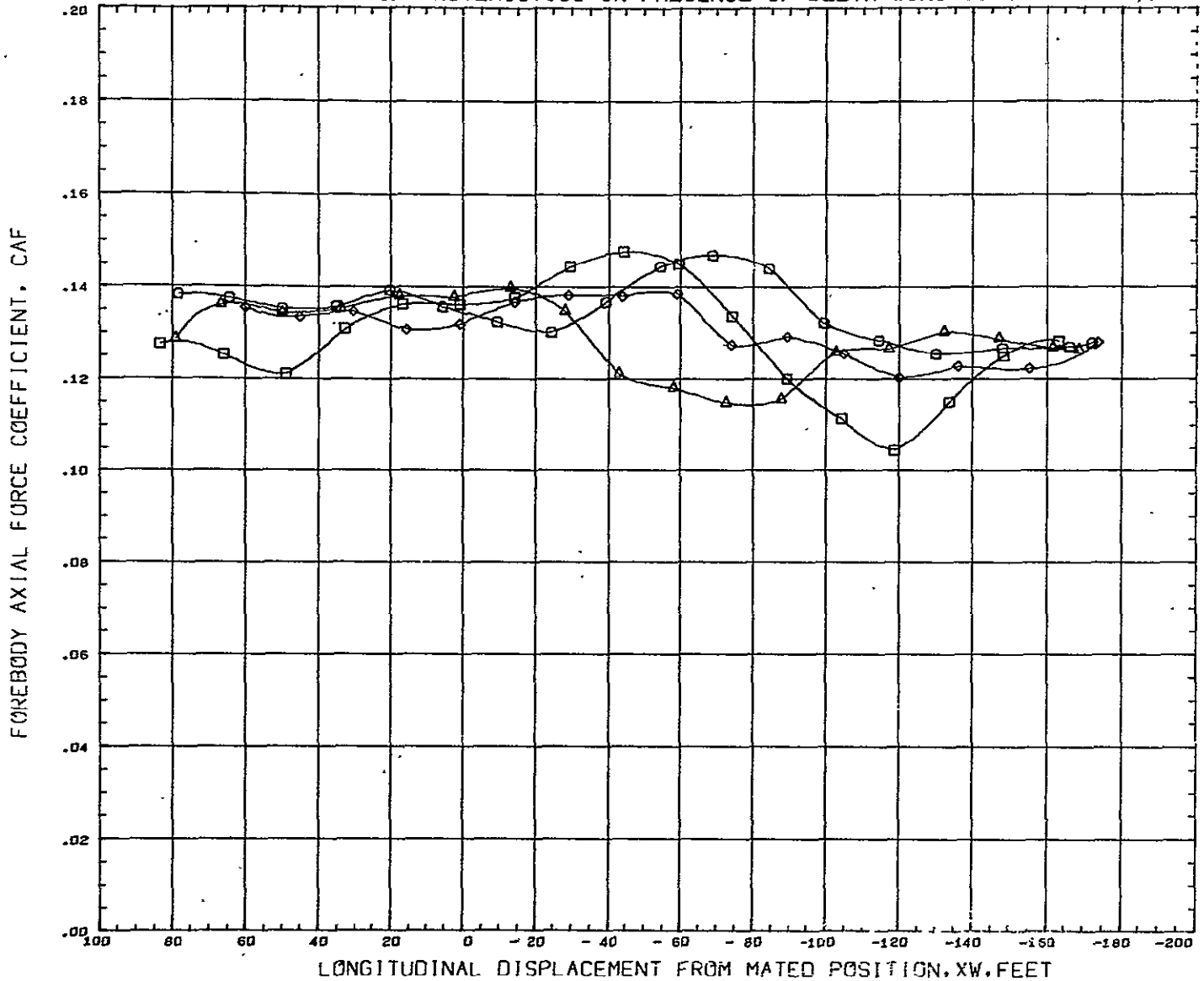
STRAIGHT-WING ORBITER CHARACTERISTICS IN PRESENCE OF DELTA-WING BOOSTER AT M=1.6



SYMBOL	GAP Z	PARAMETRIC VALUES				REFERENCE INFORMATION					
		ALPHA0	ALPHAB	BETA	FE ₀	REFL	REFB	XMRP	YMRP	ZMRP	SCALE
□	4.380	5.000	5.000	0.000	5.4400	1.1302	5.2150	4.5255	0.0000	0.6510	0.0035
◇	13.380	1.600	0.000	0.000							
○	29.380	HCRZTL	0.000								
△	54.380										

DATA HIST. CODE #EVMMH

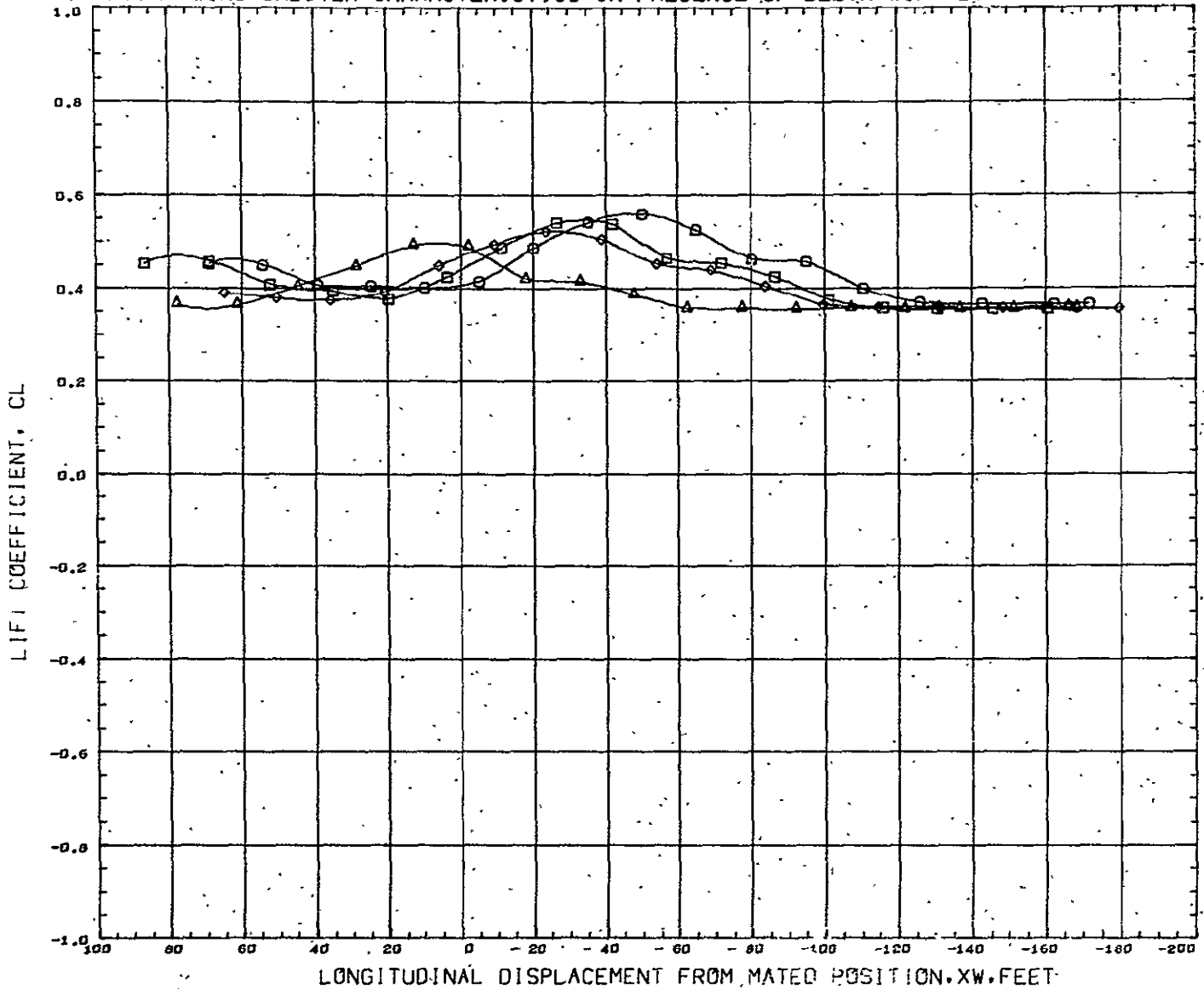
STRAIGHT-WING ORBITER CHARACTERISTICS IN PRESENCE OF DELTA-WING BOOSTER AT M=1.6



SYMBOL	GAP Z	PARAMETRIC VALUES				REFERENCE INFORMATION		
□	4.380	ALPHA0	5.000	ALPHA8	5.000	REFS	5.4400	50 IN
◇	13.380	MACH	1.600	BETA	0.000	REFL	1.1302	IN
○	29.380	HORZTL	0.000			REFB	5.2150	IN
△	54.380					XMRP	4.5255	IN
						YMRP	0.0000	IN
						ZMRP	0.6510	IN
						SCALE	0.0035	

DATA HIST. CODE #EVMMH

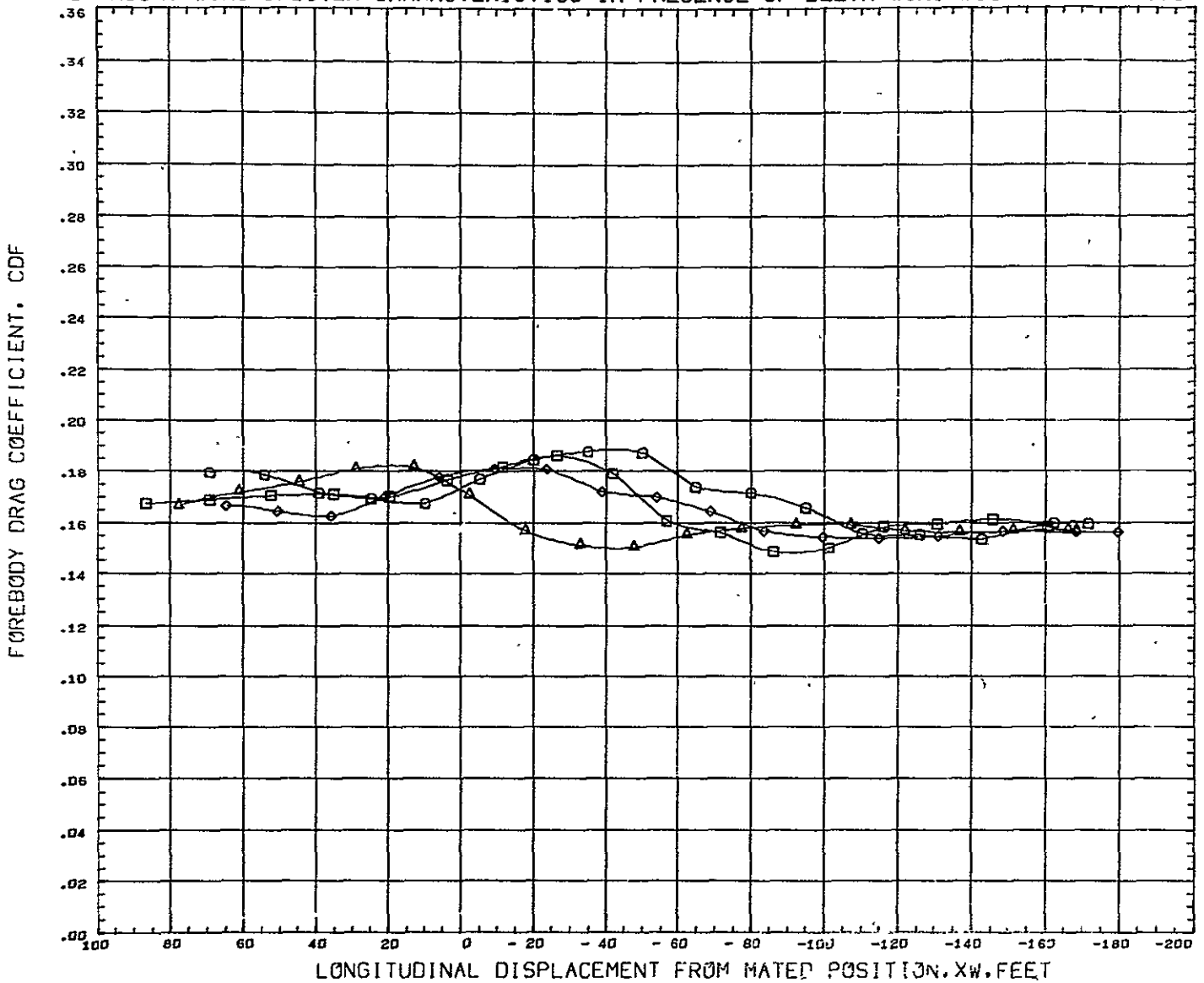
STRAIGHT-WING ORBITER CHARACTERISTICS IN PRESENCE OF DELTA-WING BOOSTER AT M=1.6



SYMBOL	GAP Z	PARAMETRIC VALUES				REFERENCE INFORMATION		
○	4.380	ALPHA0	5.000	ALPHA0	0.000	REFS	5.4400	SQ IN
□	13.380	HACH	1.600	BETA	0.000	REFL	1.1302	IN
◇	29.380	HORZTL	0.000			REFB	5.2150	IN
△	54.380					XMRP	4.5255	IN
						YMRP	0.0000	IN
						ZMRP	0.6510	IN
						SCALE	0.0035	

DATA HIST. CODE #EVMMH

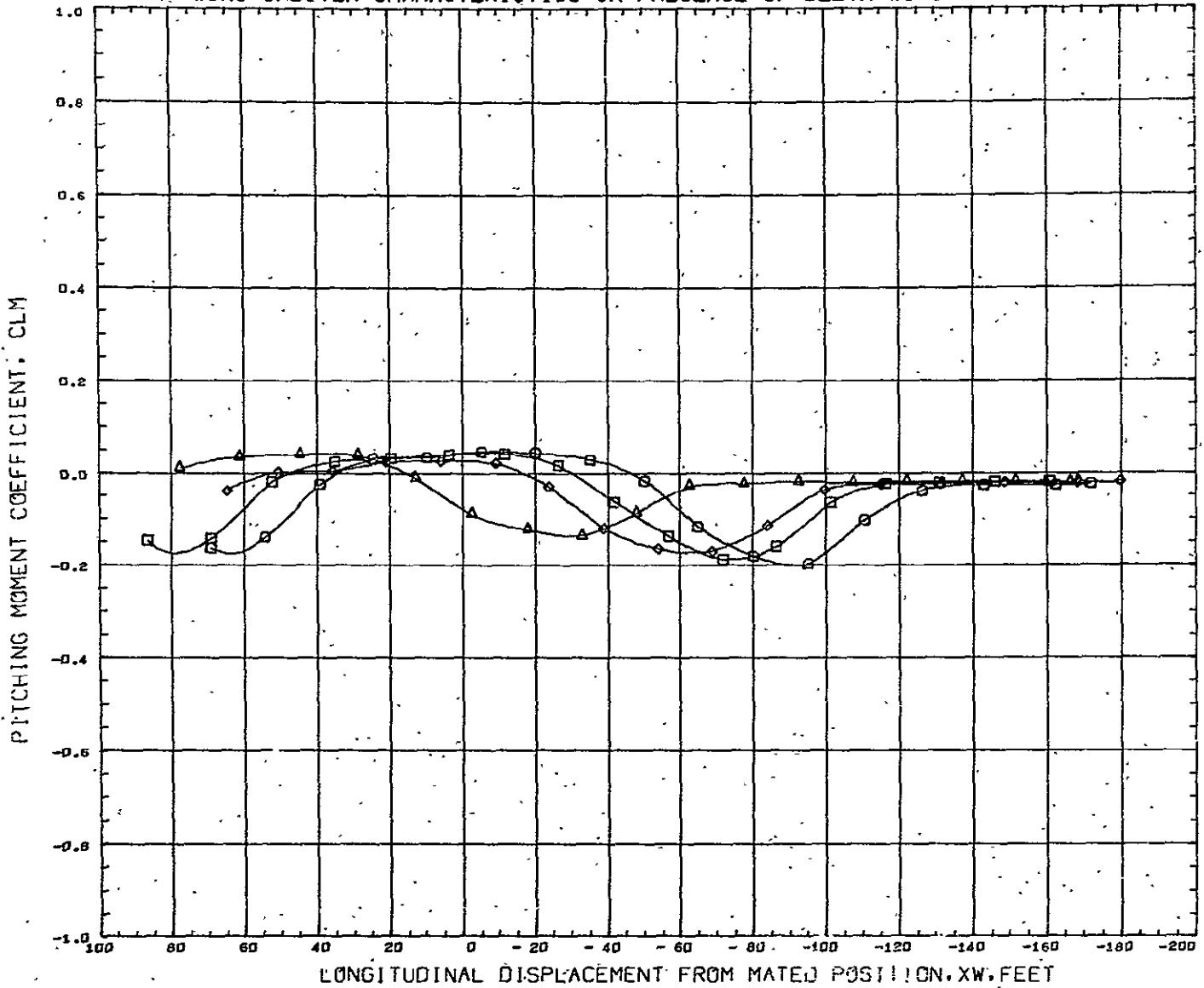
STRAIGHT-WING ORBITER CHARACTERISTICS IN PRESENCE OF DELTA-WING BOOSTER AT M=1.6



SYMBOL	GAF Z	PARAMETRIC VALUES				REFERENCE INFORMATION		
□	4.380	ALPHA0	5.000	ALPHAB	0.000	REFS	5.4400	SQ IN
◇	13.380	MACH	1.600	BETA	0.000	REFL	1.1302	IN
○	29.380	HORZTL	0.000			REFB	5.2150	IN
△	54.380					XHRF	4.5255	IN
						YHRF	0.0000	IN
						ZHRF	0.6510	IN
						SCALE	0.0035	

DATA HIST. CODE *EVMHH

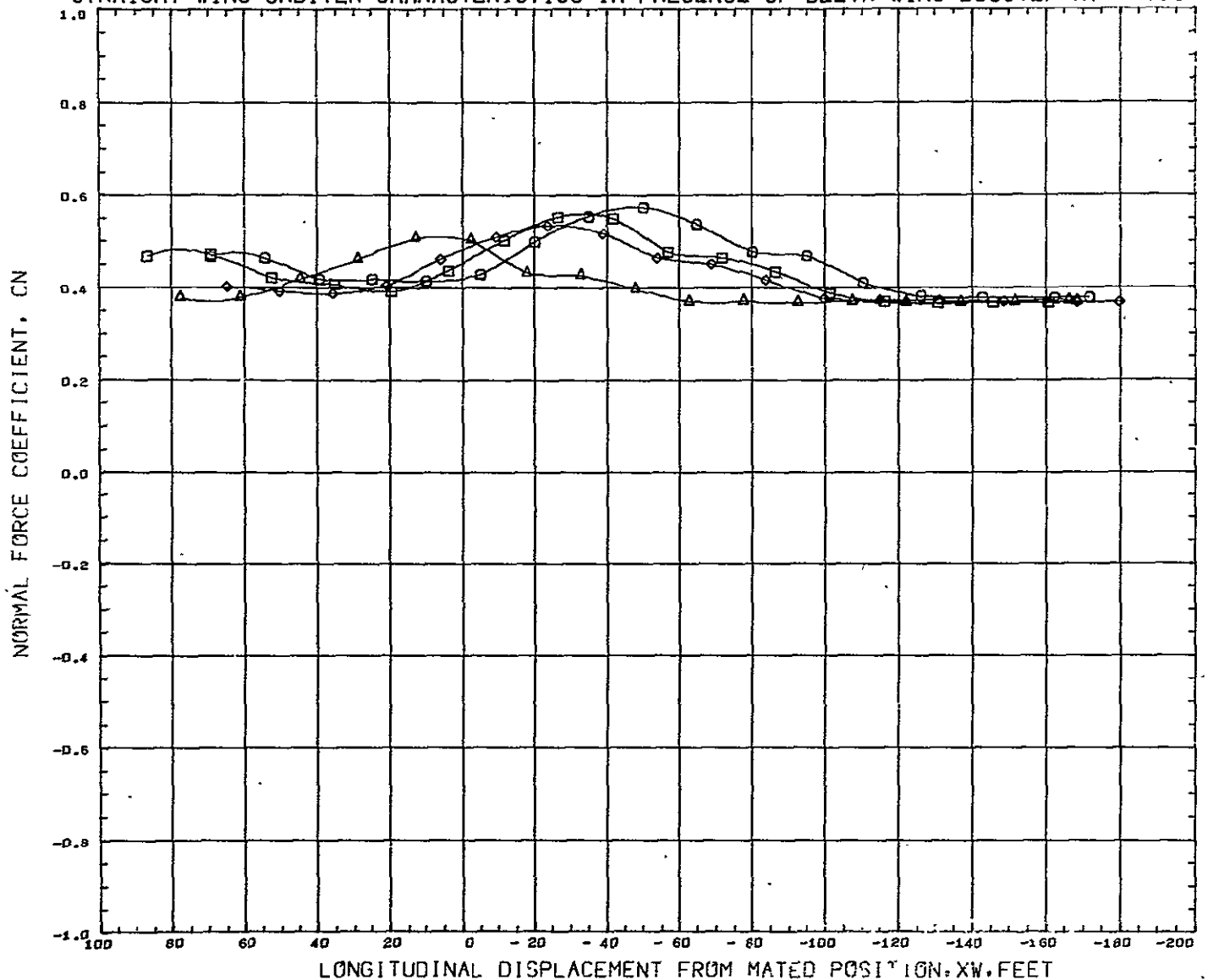
STRAIGHT-WING ORBITER CHARACTERISTICS IN PRESENCE OF DELTA-WING BOOSTER AT M=1.6



SYMBOL	GAP Z	PARAMETRIC VALUES				REFERENCE INFORMATION		
		ALPHA0	ALPHA0	ALPHA0	BETA	REFS	REFL	REFB
□	4.380	5.000	5.000	0.000	5.4400	1.1302	5.2150	SQ IN
◇	13.380	1.600	1.600	0.000	4.5255	0.0000	0.6510	IN
◇	29.380	0.000	0.000	0.000	0.0000	0.0000	0.0035	IN
△	54.380							IN

DATA HIST. CODE *EVMMH SCALE 0.0035

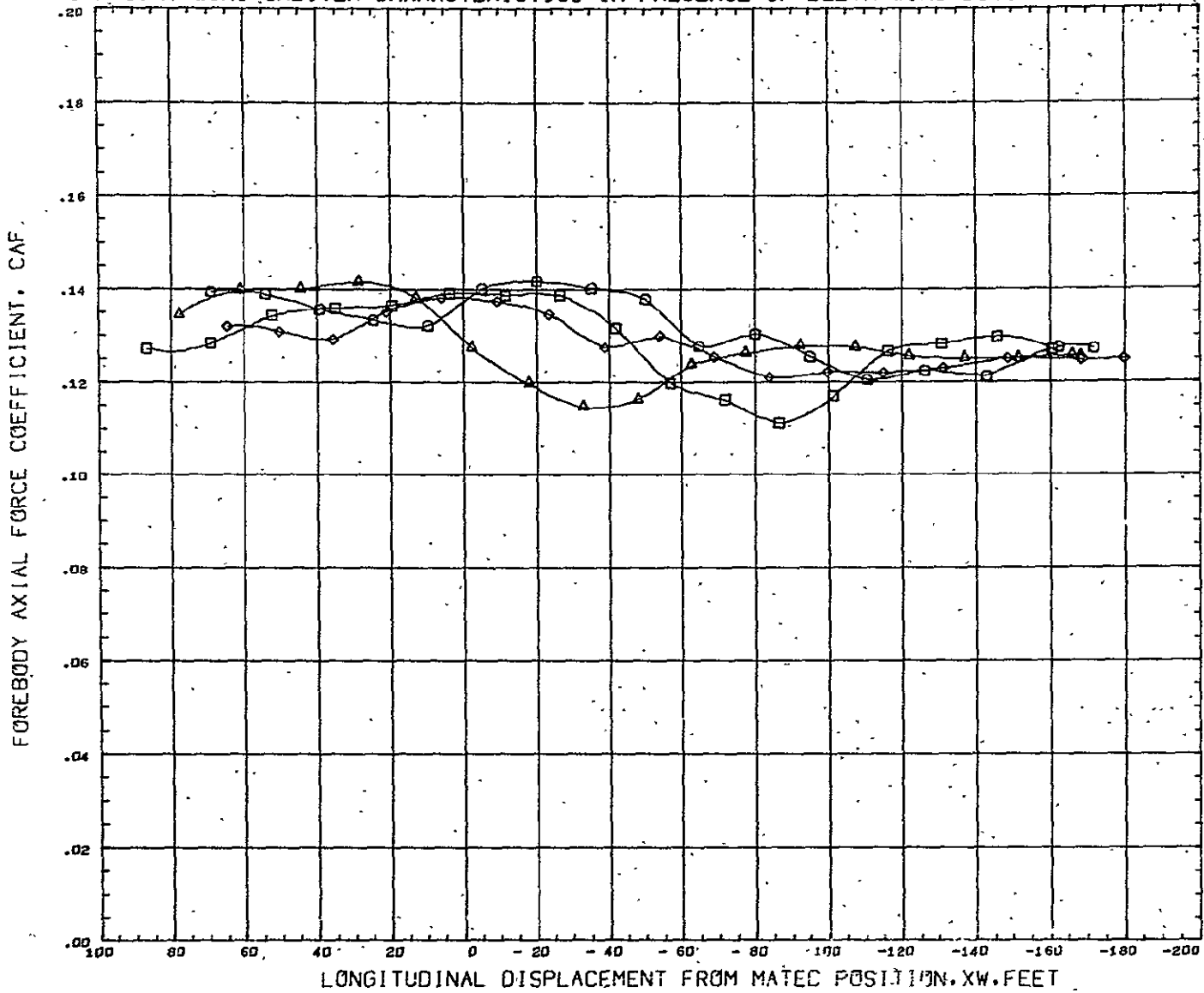
STRAIGHT-WING ORBITER CHARACTERISTICS IN PRESENCE OF DELTA-WING BOOSTER AT M=1.6



SYMBOL	GAP Z	PARAMETRIC VALUES				REFERENCE INFORMATION		
		ALPHA0	ALPHA0	ALPHAD	BETA	REFS	REFL	REFB
□	4.380	5.000	5.000	0.000	5.4400	1.1302	5.2150	SQ IN
◇	13.380	1.600	1.600	0.000	4.5255	0.0000	0.6510	IN
△	29.380	0.000	0.000	0.000	0.0000	0.6510	0.0035	IN
○	54.380							IN

DATA HIST. CODE #EVHMM

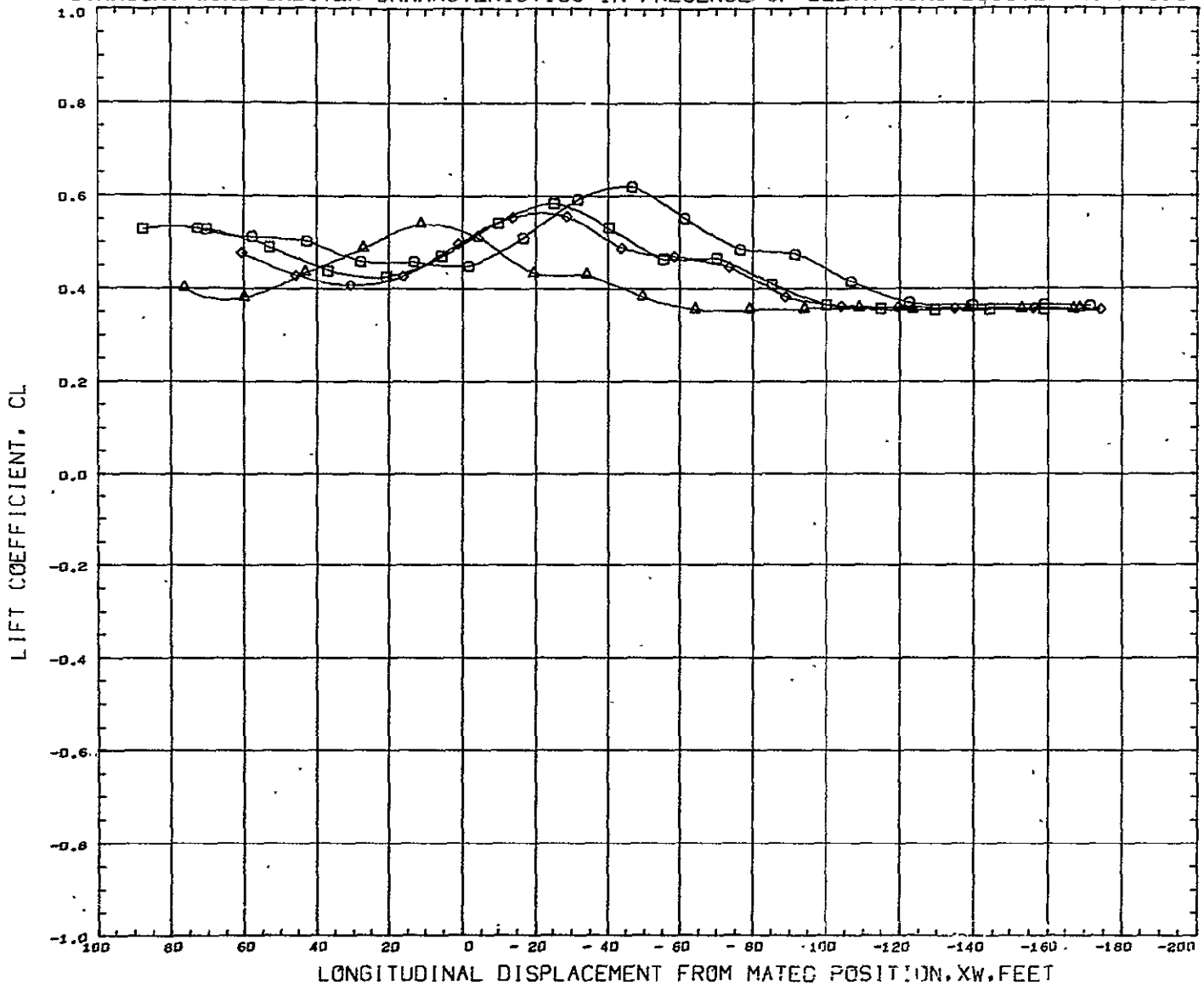
STRAIGHT-WING ORBITER CHARACTERISTICS IN PRESENCE OF DELTA-WING BOOSTER AT M=1.6



SYMBOL	CAF Z	PARAMETRIC VALUES				REFERENCE INFORMATION		
		ALPHA0	ALPHA1	BETA	REFS	REFL	REFD	
□	4.380	5.000	0.000	0.000	5.4400	1.1302	5.2150	
◇	13.380	1.600	0.000	0.000	4.5255	0.0000	0.6510	
○	29.380	0.000			0.0000	0.6510	0.0035	
△	54.380							

DATA HIST. CODE #EVHMM

STRAIGHT-WING ORBITER CHARACTERISTICS IN PRESENCE OF DELTA-WING BOOSTER AT M=1.6

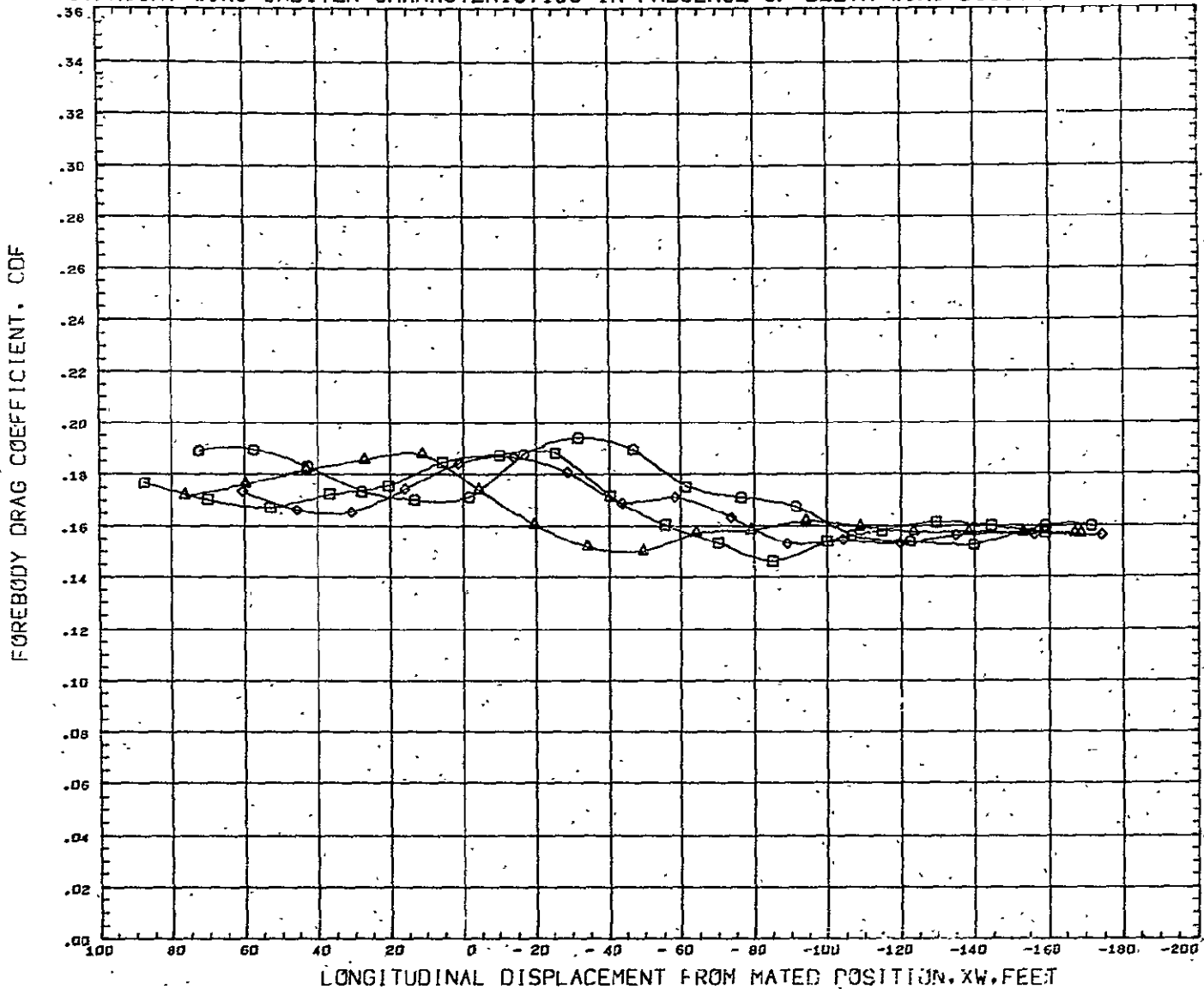


LONGITUDINAL DISPLACEMENT FROM MATED POSITION, XW, FEET

SYMBOL	GAP Z	PARAMETRIC VALUES				REFERENCE INFORMATION		
○	4.380	ALPHA0	5.000	ALPHAB	- 5.000	REFS	5.4400	SQ IN
◇	13.380	HACH	1.600	BETA	0.000	REFL	1.1302	IN
◇	29.380	HORZTL	0.000			REFB	5.2150	IN
△	54.380					XMRP	4.5255	IN
						YMRP	0.0000	IN
						ZMRP	0.6510	IN
						SCALE	0.0035	

DATA HIST. CODE #EVMMH

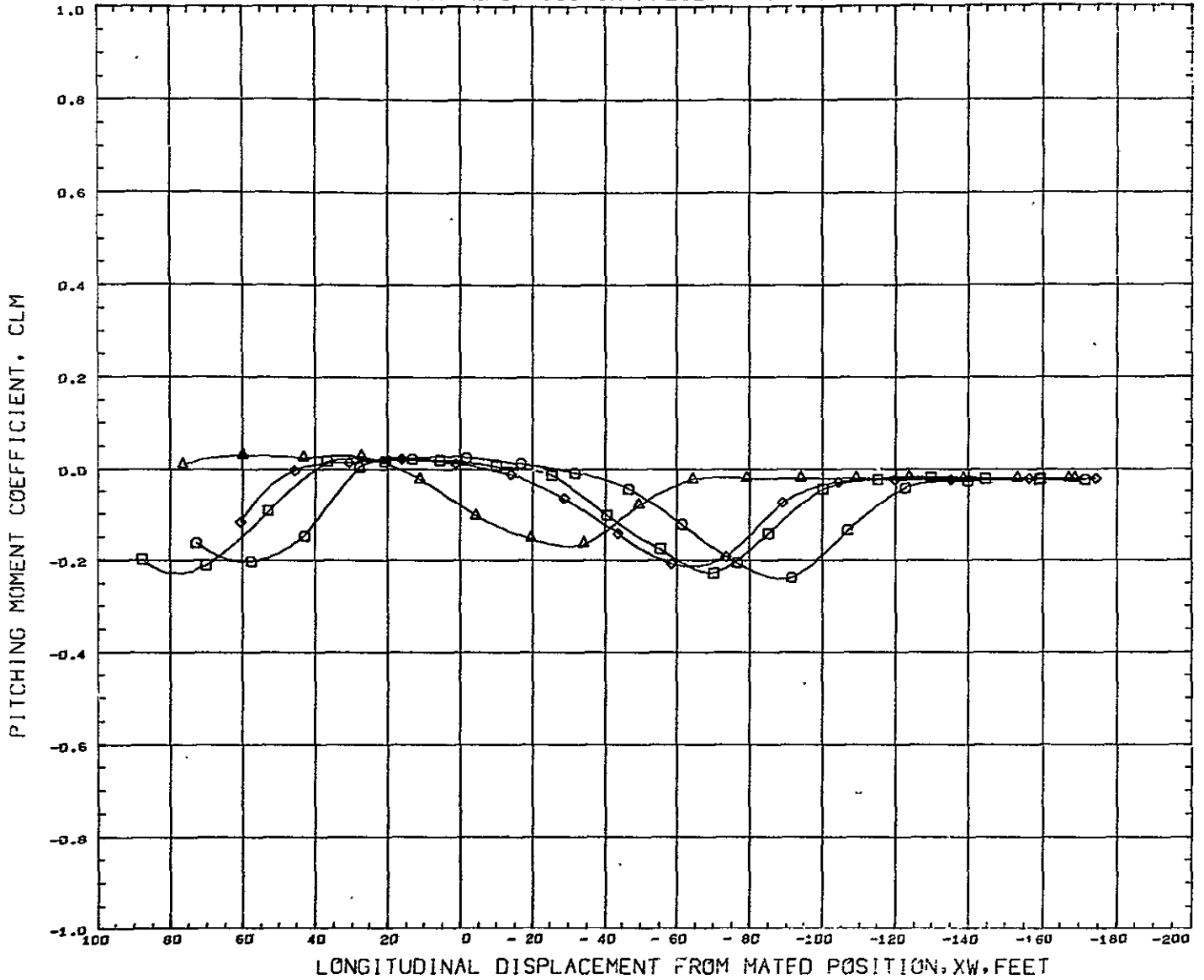
STRAIGHT-WING ORBITER CHARACTERISTICS IN PRESENCE OF DELTA-WING BOOSTER AT M=1.6



SYMBOL	GAF Z	PARAMETRIC VALUES				REFERENCE INFORMATION		
□	4.380	ALPHA0	5.000	ALPHA8	- 5.000	REFS	5.4400	SQ IN
◇	13.380	MACH	1.600	BETA	0.000	REFL	1.1302	IN
◇	29.380	HCRZTL	0.000			REFB	5.2150	IN
△	54.380					YHRF	4.5255	IN
						ZHRF	0.0000	IN
						ZHRF	0.6510	IN
						SCALE	0.0035	

DATA HIST. CODE #EVHMM

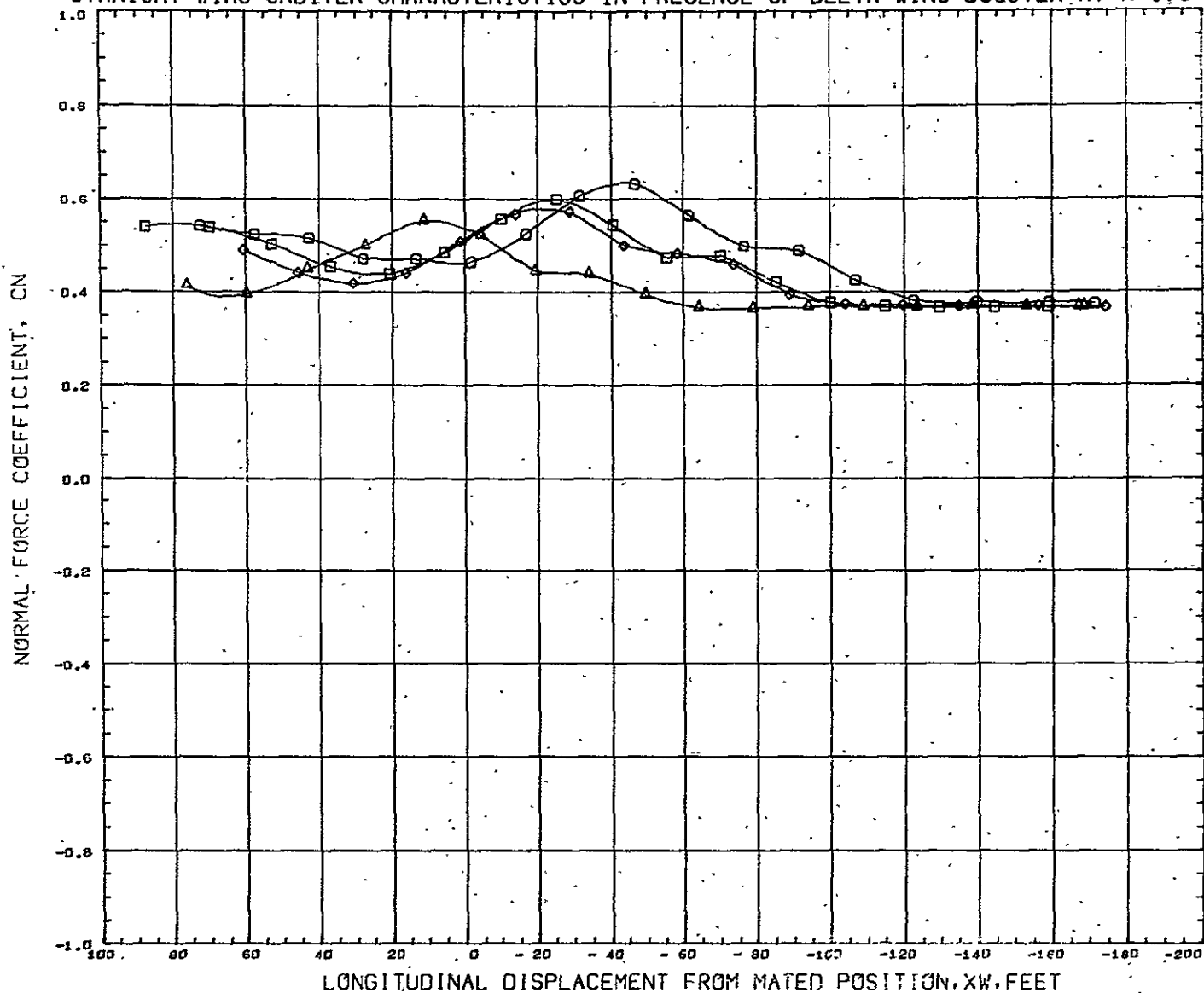
STRAIGHT-WING ORBITER CHARACTERISTICS IN PRESENCE OF DELTA-WING BOOSTER AT M=1.6



SYMBOL	GAP Z	PARAMETRIC VALUES				REFERENCE INFORMATION		
		ALPHA0	ALPHA00	ALPHAB	BETA	KLFS	REFL	SG IN
○	4.380	5.000	5.000	- 5.000	5.4400	1.1302	IN	
□	13.380	1.600	1.600	0.000	5.2150	4.5255	IN	
◇	29.380	0.000	0.000		0.0000	0.6510	IN	
△	54.380				ZMRP	0.6510	IN	
					SCALE	0.0035		

DATA HIST. CODE #EVHMM

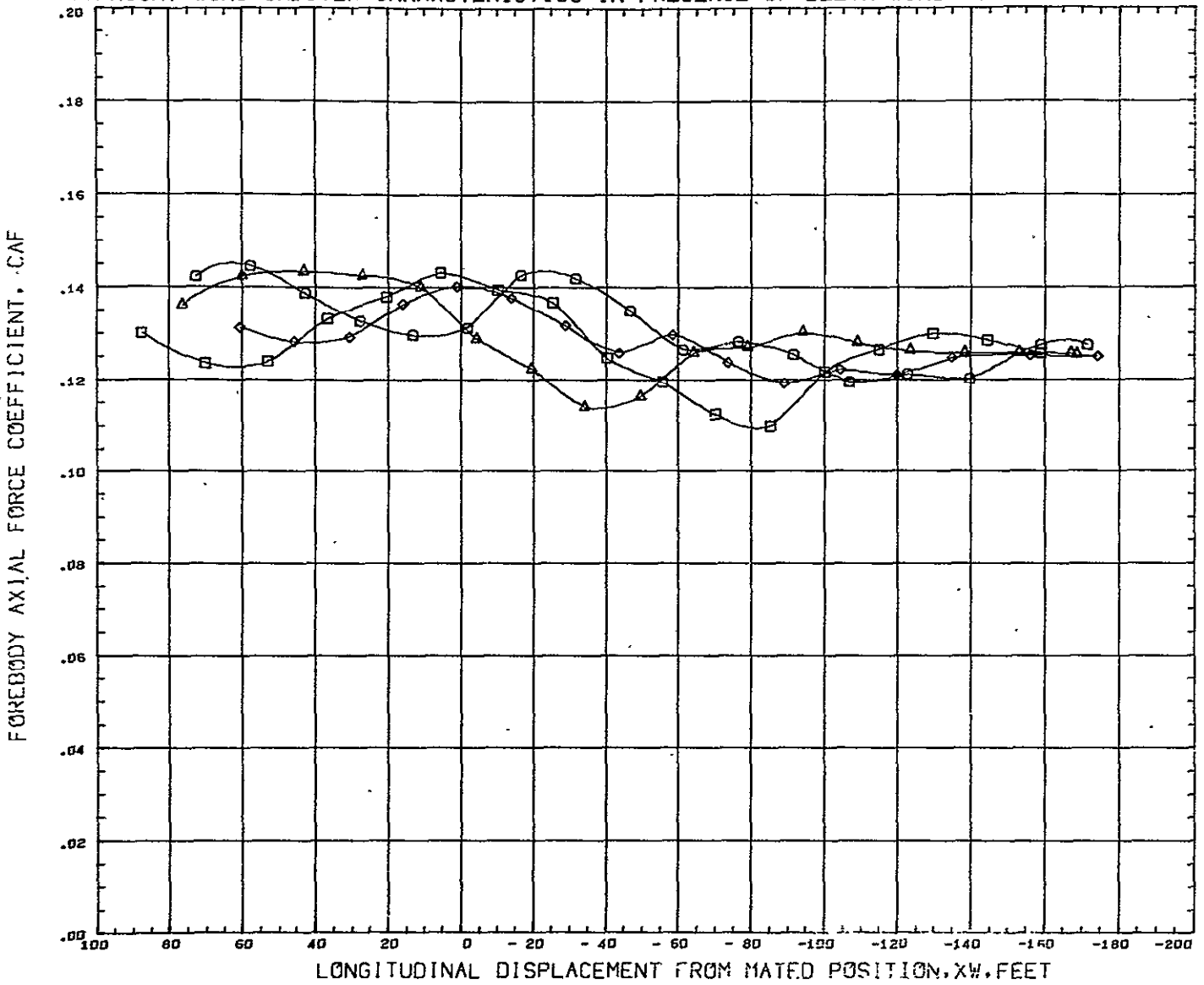
STRAIGHT-WING ORBITER CHARACTERISTICS IN PRESENCE OF DELTA-WING BOOSTER AT M=1.6



SYMBOL	GAP Z	PARAMETRIC VALUES				REFERENCE INFORMATION		
○	4.380	ALPHA0	5.000	ALPHA0	- 5.000	REF S	5.4400	SQ IN
□	13.380	MACH	1.600	BETA	0.000	REFL	1.1302	IN
◇	29.380	HORZTL	0.000			REFB	5.2150	IN
△	54.380					XNRP	4.5255	IN
						YNRP	0.0000	IN
						ZMRP	0.6510	IN
						SCALE	0.0035	

DATA HIST. CODE #EVMMH

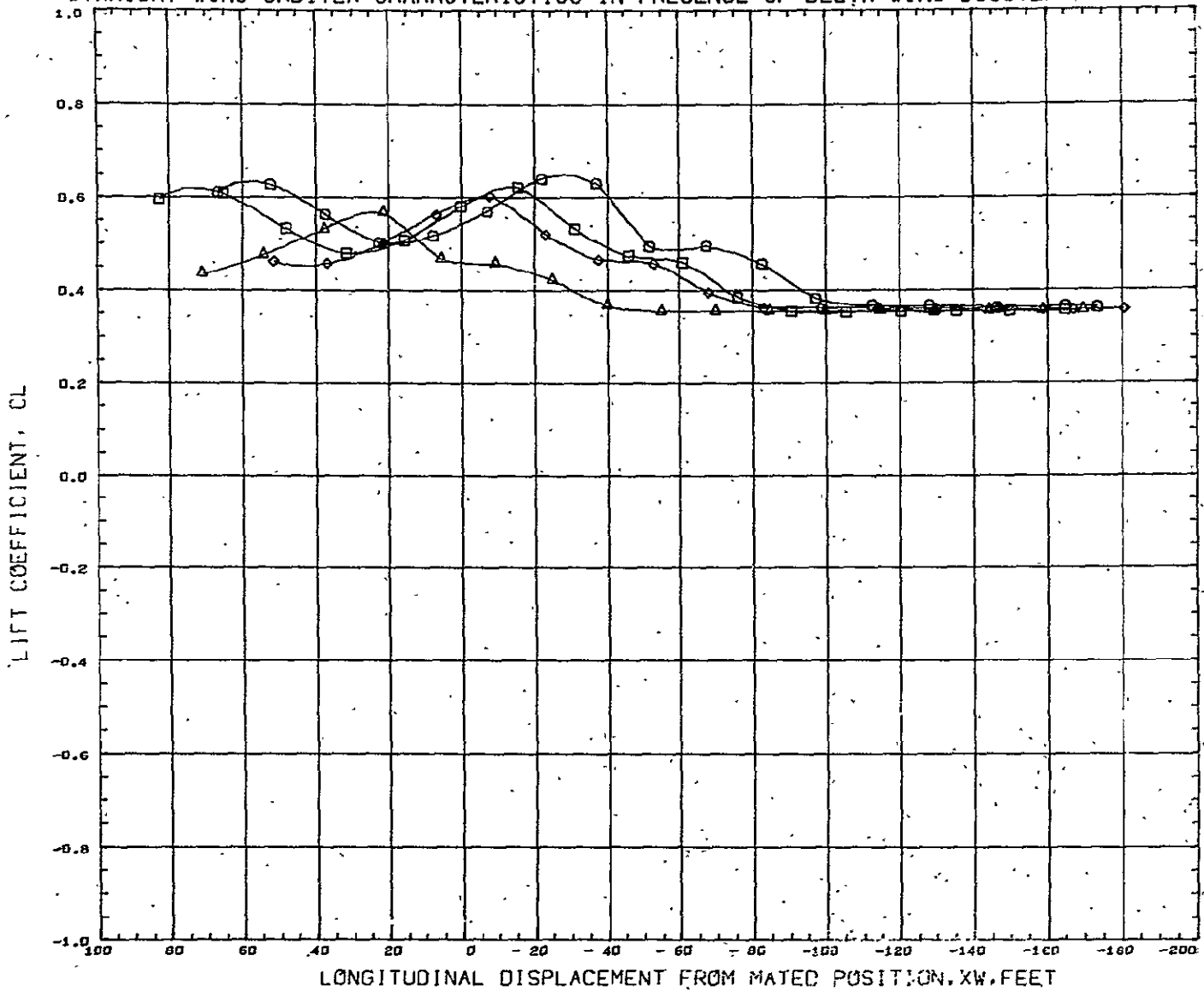
STRAIGHT-WING ORBITER CHARACTERISTICS IN PRESENCE OF DELTA-WING BOOSTER AT M=1.6



SYMBOL	CAF Z	PARAMETRIC VALUES				REFERENCE INFORMATION		
		ALPHA0	MACH	BETA	ALPHAS	PEIS	REFL	REFB
○	4.380	5.000	1.600	0.000	- 5.000	5.4400	1.1302	5.2150
□	13.380							4.5255
◇	29.380							0.0000
△	54.380							0.6510
								0.0035

DATA HIST. CODE #EVMMH

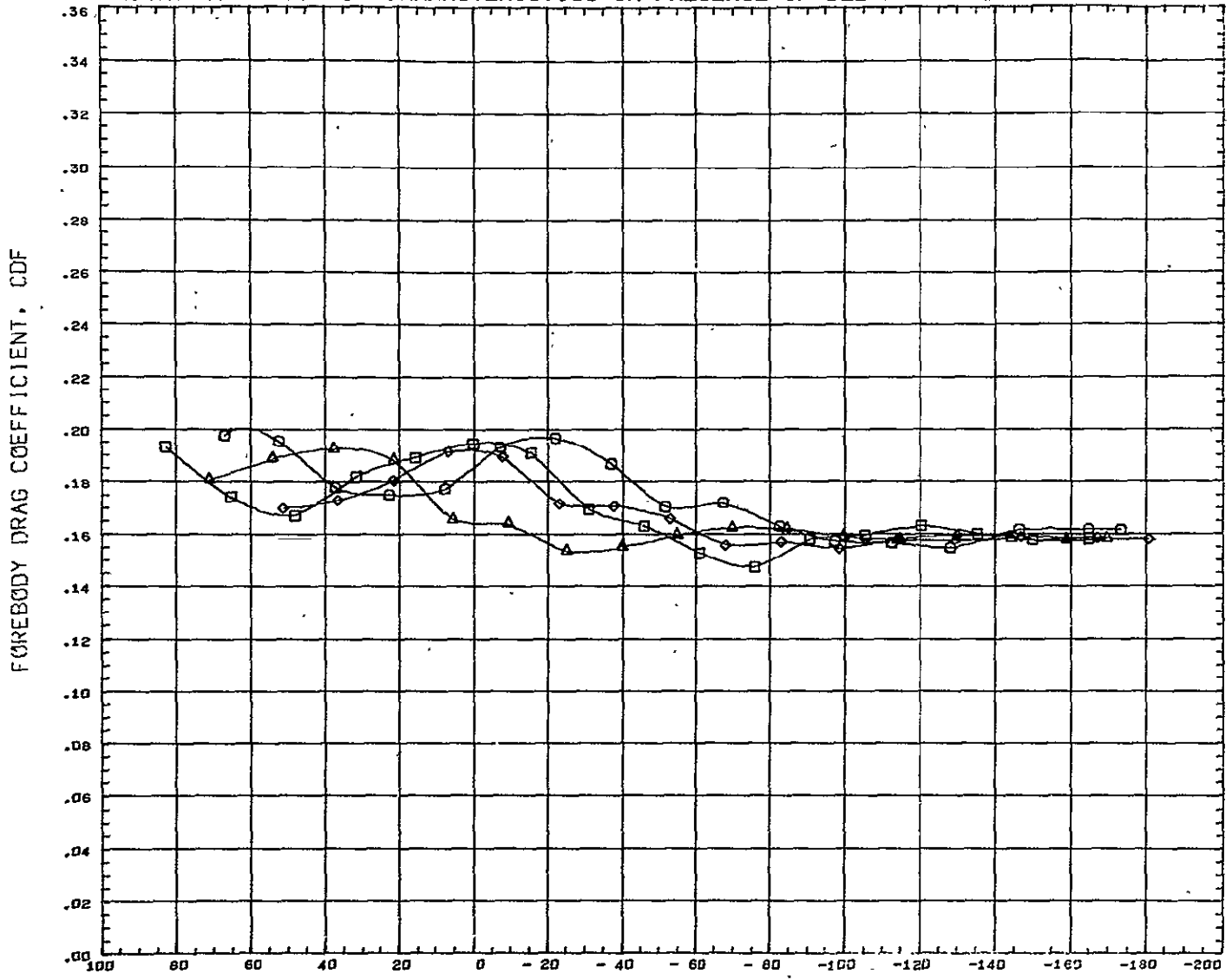
STRAIGHT-WING ORBITER CHARACTERISTICS IN PRESENCE OF DELTA-WING BOOSTER AT M=1.6



SYMBOL	GAP Z	PARAMETRIC VALUES				REFERENCE INFORMATION		
		ALPHA0	HACH	HCRZTL	ALPHAB	BETA	REFS	SQ IN
□	4.380	5.000	1.600	0.000	-10.000	0.000	5.4400	SQ IN
◇	13.380	5.000	1.600	0.000	-10.000	0.000	1.1302	IN
◇	29.380	5.000	1.600	0.000	-10.000	0.000	5.2150	IN
△	54.380	5.000	1.600	0.000	-10.000	0.000	4.5255	IN
							0.0900	IN
							0.6510	IN
							0.0035	

DATA HIST. CODE #EVMMH

STRAIGHT-WING ORBITER CHARACTERISTICS IN PRESENCE OF DELTA-WING BOOSTER AT M=1.6

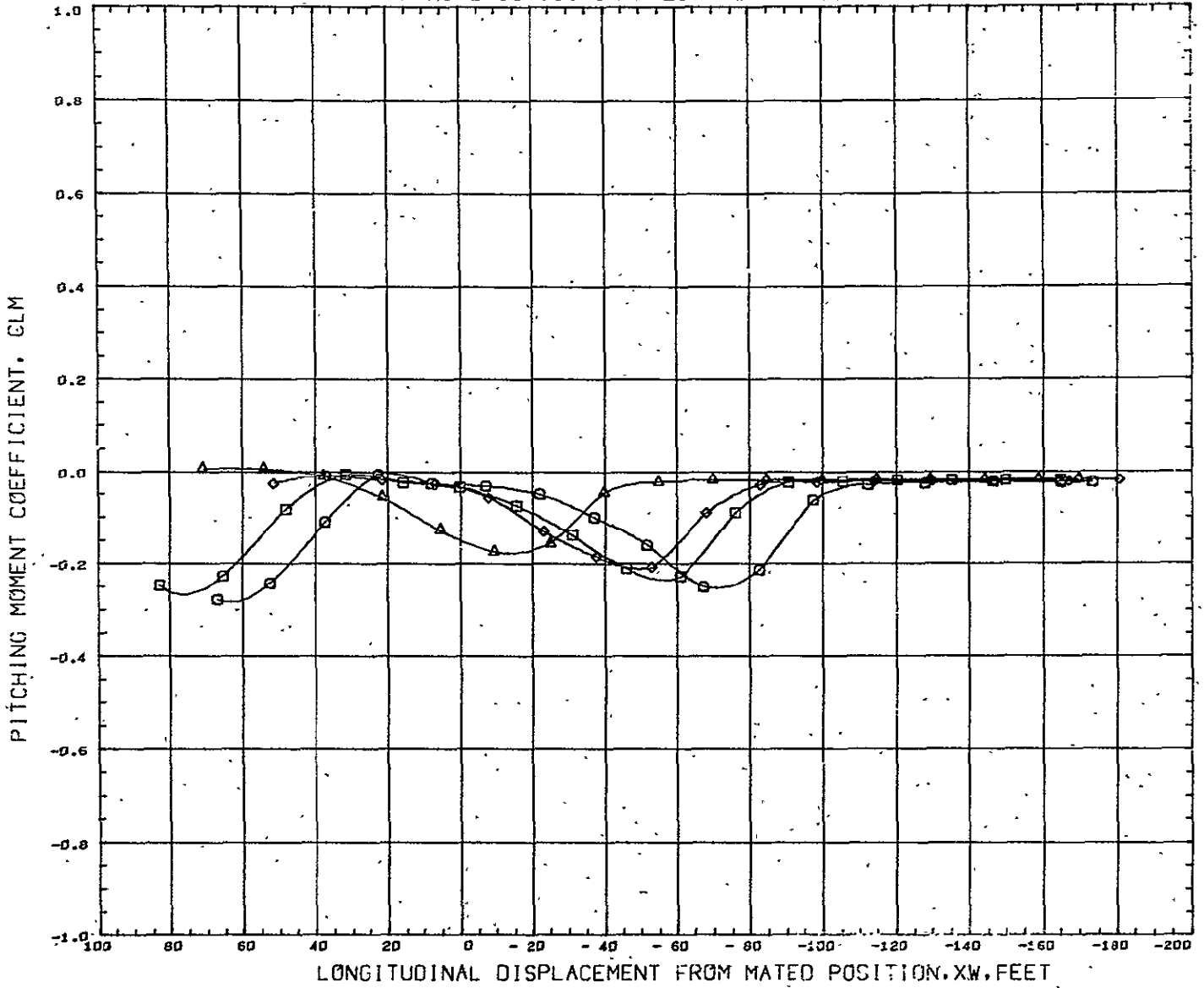


LONGITUDINAL DISPLACEMENT FROM MATED POSITION, XW, FEET

SYMBOL	GAP Z	PARAMETRIC VALUES				REFERENCE INFORMATION		
□	4.380	ALPHA0	5.000	ALPHAB	-10.000	REFS	5.4400	SQ IN
◇	13.380	MACH	1.600	BETA	0.000	REFL	1.1302	IN
◇	29.380	HORZTL	0.000			REFB	5.2150	IN
△	52.380					XMRP	4.5255	IN
						YMRP	0.0000	IN
						ZMRP	0.6510	IN
						SCALE	0.0035	

DATA HIST. CODE #EVMHM

STRAIGHT-WING ORBITER CHARACTERISTICS IN PRESENCE OF DELTA-WING BOOSTER AT M=1.6

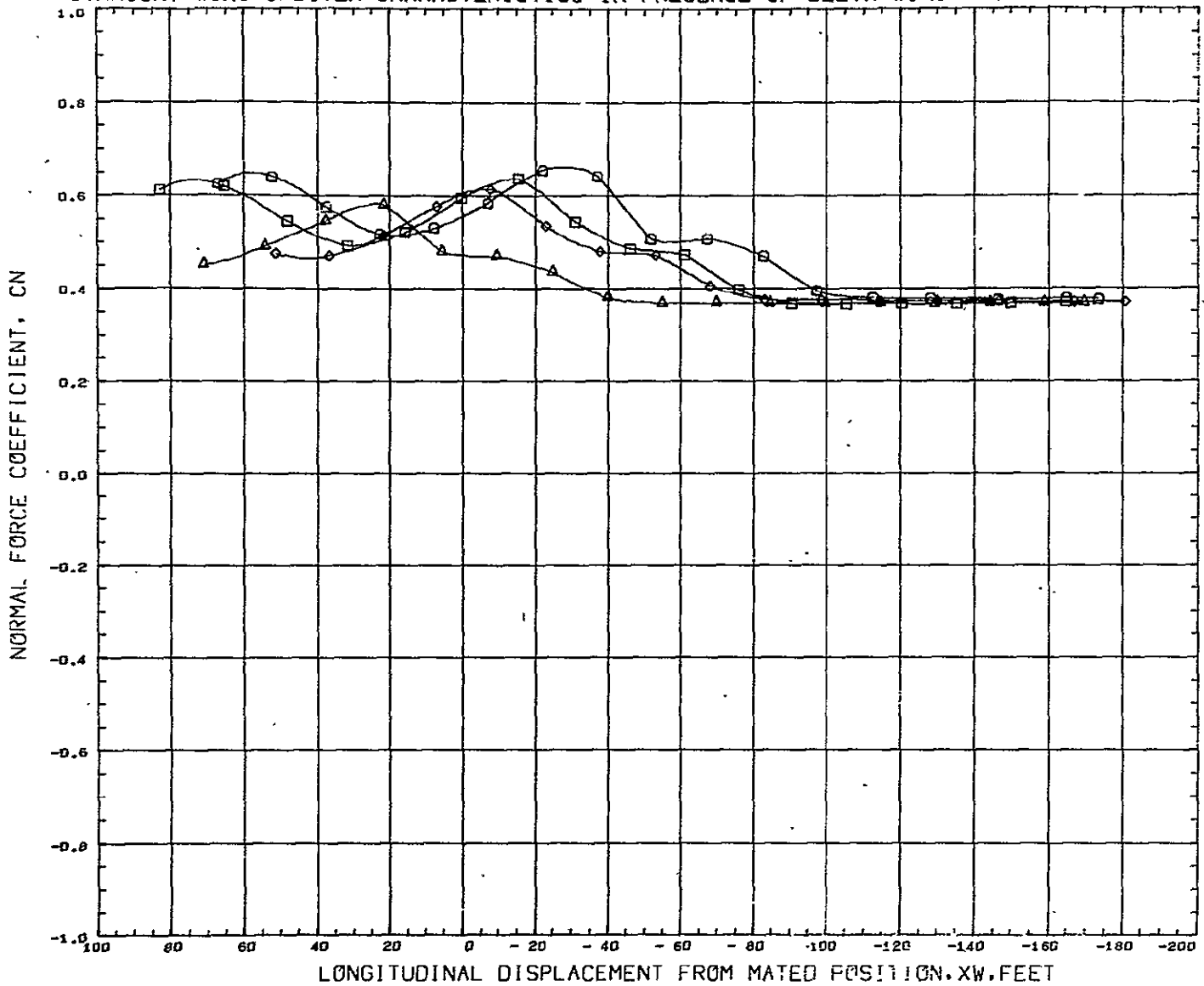


SYMBOL	GAP Z	PARAMETRIC VALUES		
○	4.380	ALPHA0	5.000	ALPHAB - 10.000
□	13.380	MACH	1.600	BETA 0.000
◇	29.380	HCRZTL	0.000	
△	54.380			

REFERENCE INFORMATION		
REFS	5.4400	SQ IN
REFL	1.1302	IN
REFB	5.2150	IN
XMRP	4.5255	IN
YMRP	0.0000	IN
ZMRP	0.6510	IN
SCALE	0.0035	

DATA HIST. CODE *EVHMH

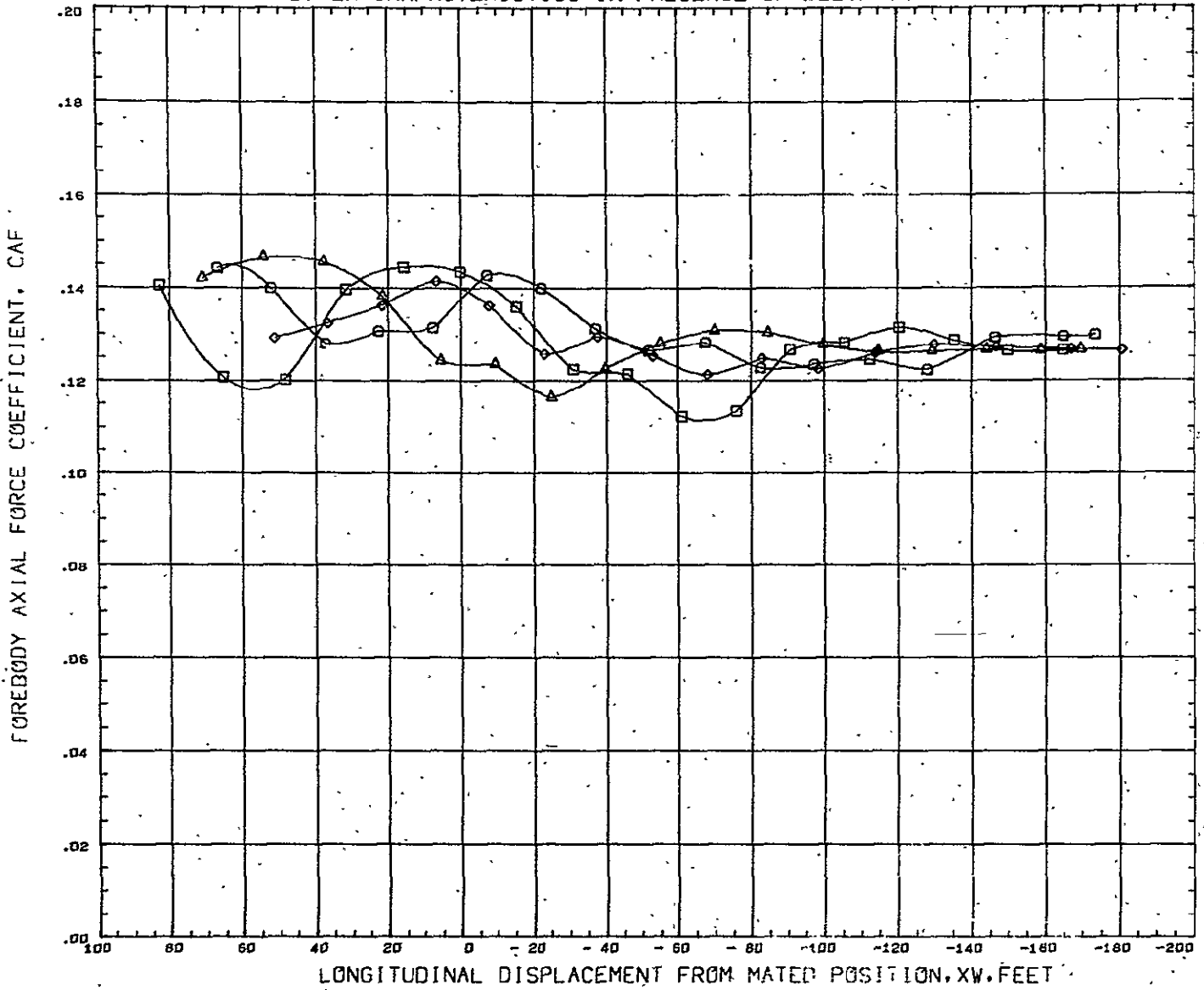
STRAIGHT-WING ORBITER CHARACTERISTICS IN PRESENCE OF DELTA-WING BOOSTER AT M=1.6



SYMBOL	GAP Z	PARAMETRIC VALUES				REFERENCE INFORMATION	
		ALPHA0	ALPHA8	BETA	REFS	IN	
□	4.380	5.000	10.000	0.000	5.4400	SQ IN	
◇	13.380	1.600	0.000	0.000	1.1302	IN	
◇	29.380	0.000			5.2150	IN	
△	54.380				4.5255	IN	
					0.0000	IN	
					0.6510	IN	
					0.0035		

DATA HIST. CODE *EVMMH

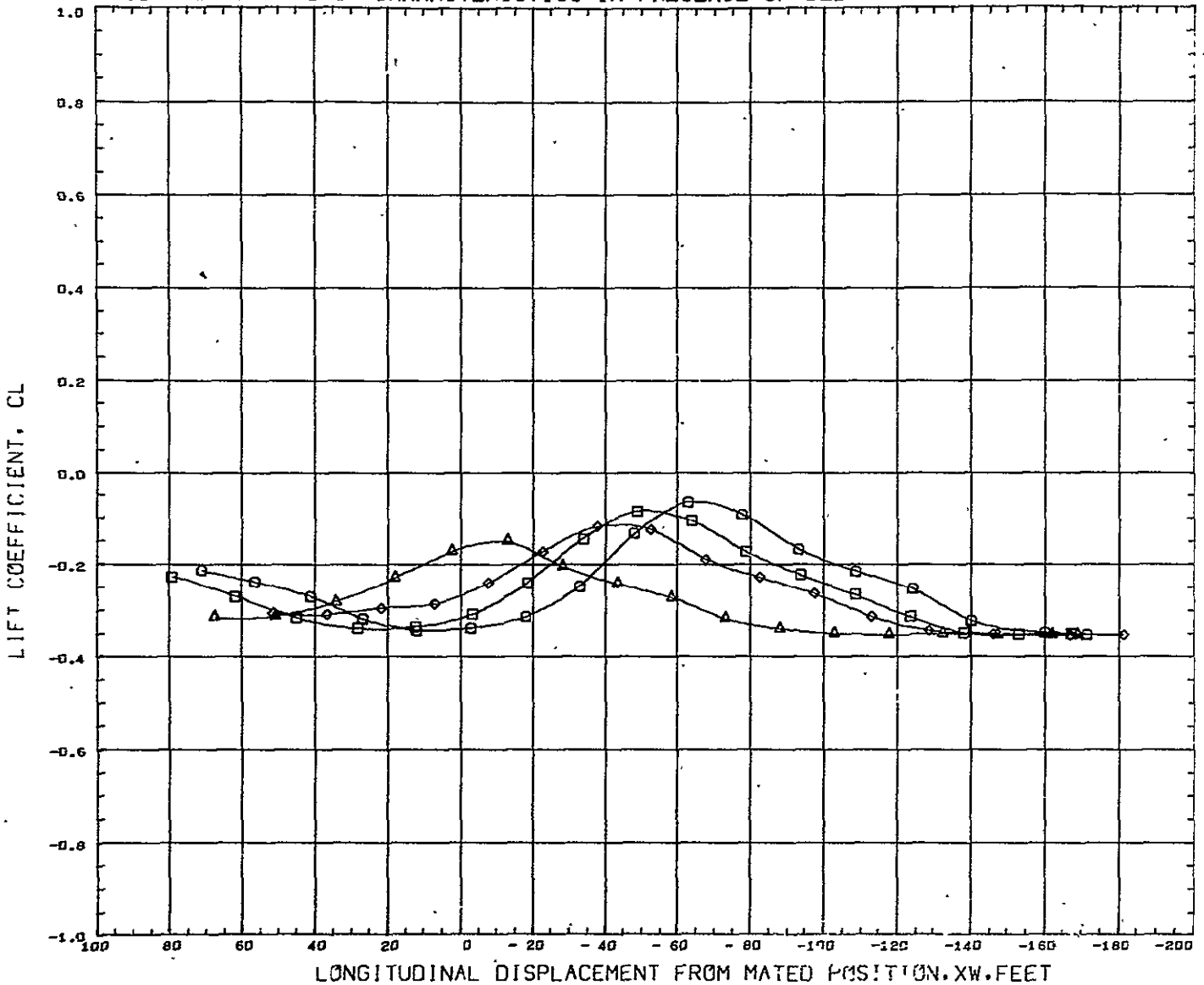
STRAIGHT-WING ORBITER CHARACTERISTICS IN PRESENCE OF DELTA-WING BOOSTER AT M=1.6



SYMBOL	CAF Z	PARAMETRIC VALUES		REFERENCE INFORMATION				
□	4.380	ALPHA0	5.000	ALPHAS	-10.000	REFS	5.4400	SG IN
◇	13.380	MACH	1.600	BETA	0.000	REFL	1.1302	IN
○	29.380	HCRZTL	0.000			REFB	5.2150	IN
△	54.380					XMRP	4.5255	IN
						YMRP	0.0000	IN
						ZMRP	0.6510	IN
						SCALE	0.0035	

DATA HIST. CODE #EVHMM

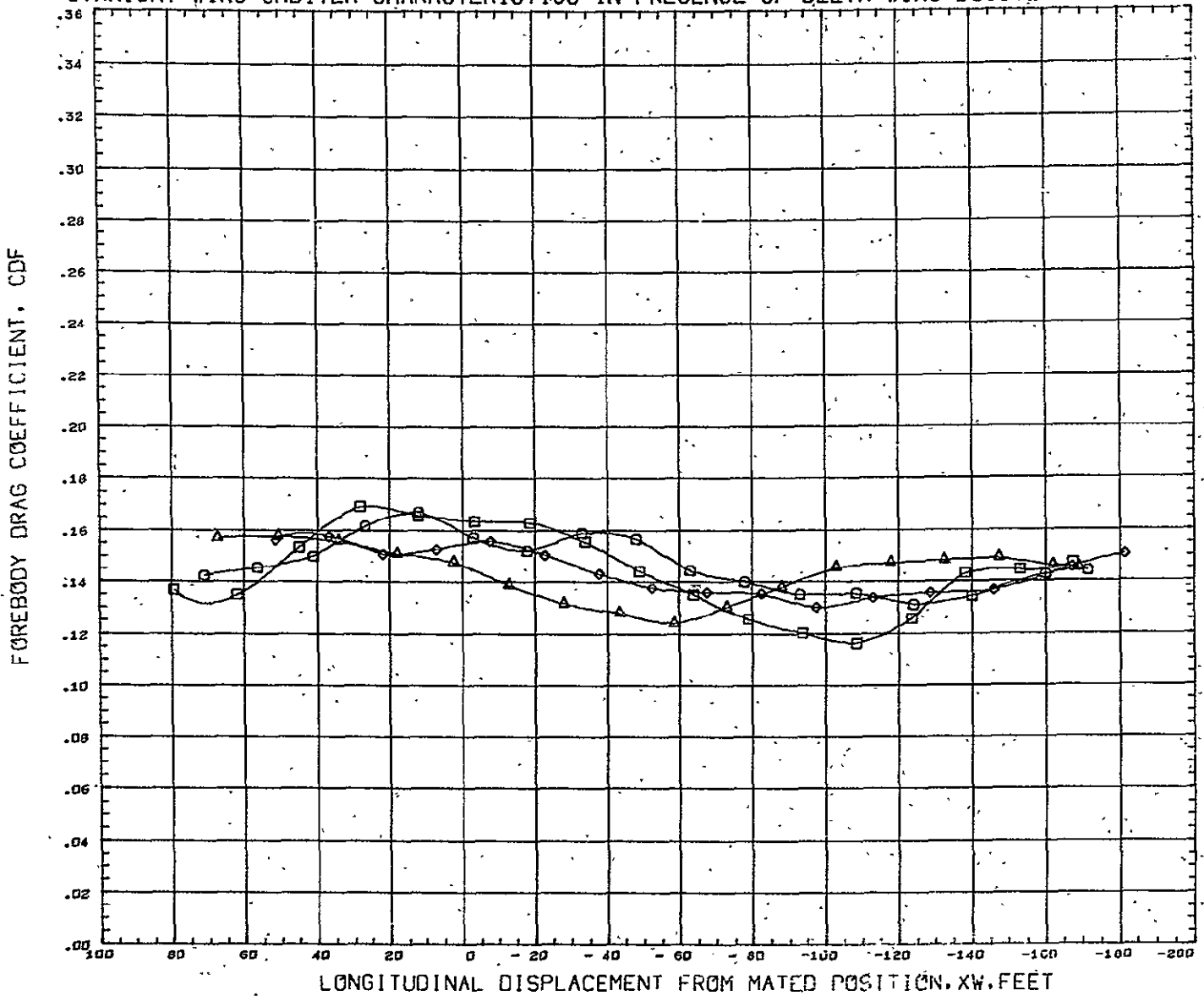
STRAIGHT-WING ORBITER CHARACTERISTICS IN PRESENCE OF DELTA-WING BOOSTER AT M=1.6



SYMBOL	GAF Z	PARAMETRIC VALUES		REFERENCE INFORMATION				
□	4.380	ALPHA0	- 5.000	ALPHA8	- 5.000	REFS	5.4400	SG IN
◇	13.380	MACH	1.600	BETA	0.000	REFL	1.1302	IN
◇	29.380	HORZTL	0.000			REFB	5.2150	IN
△	54.380					XMRP	4.5255	IN
						YMRP	0.0000	IN
						ZMRP	0.6510	IN
						SCALE	0.0035	

DATA HIST. CODE #EVMHM

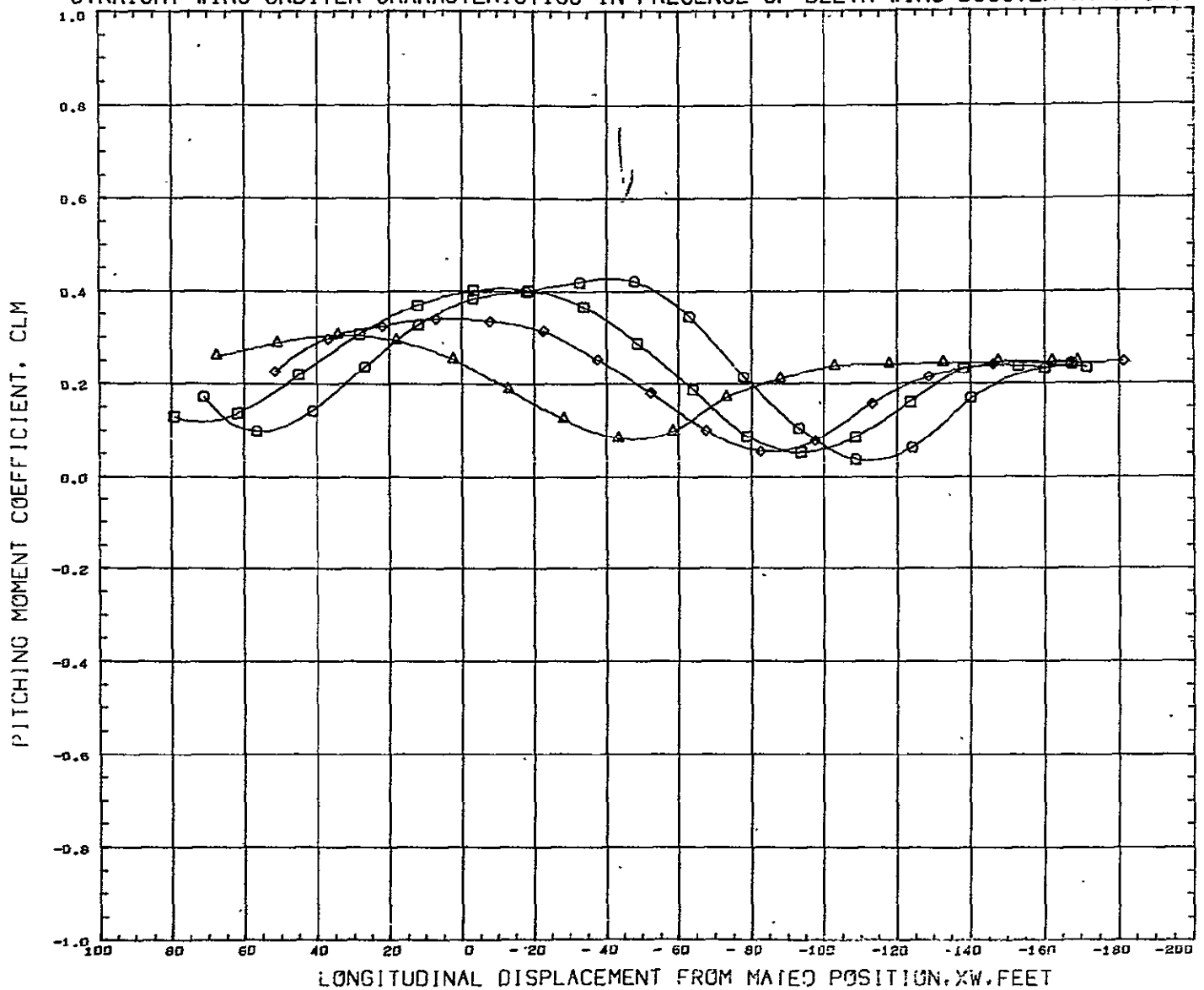
STRAIGHT-WING ORBITER CHARACTERISTICS IN PRESENCE OF DELTA-WING BOOSTER AT M=1.6



SYMBOL	GAP Z	PARAMETRIC VALUES		REFERENCE INFORMATION				
□	4.380	ALPHA0	- 5.000	ALPHA0	- 5.000	REFS	5.4400	SQ IN
◇	13.380	MACH	1.600	BETA	0.000	REFL	1.1302	IN
○	29.380	HORIZL	0.000			REFB	5.2150	IN
△	54.380					XHRP	4.5255	IN
						YHRP	-0.0000	IN
						ZHRP	0.6510	IN
						SCALE	0.0035	

DATA HIST. CODE #EVHMM

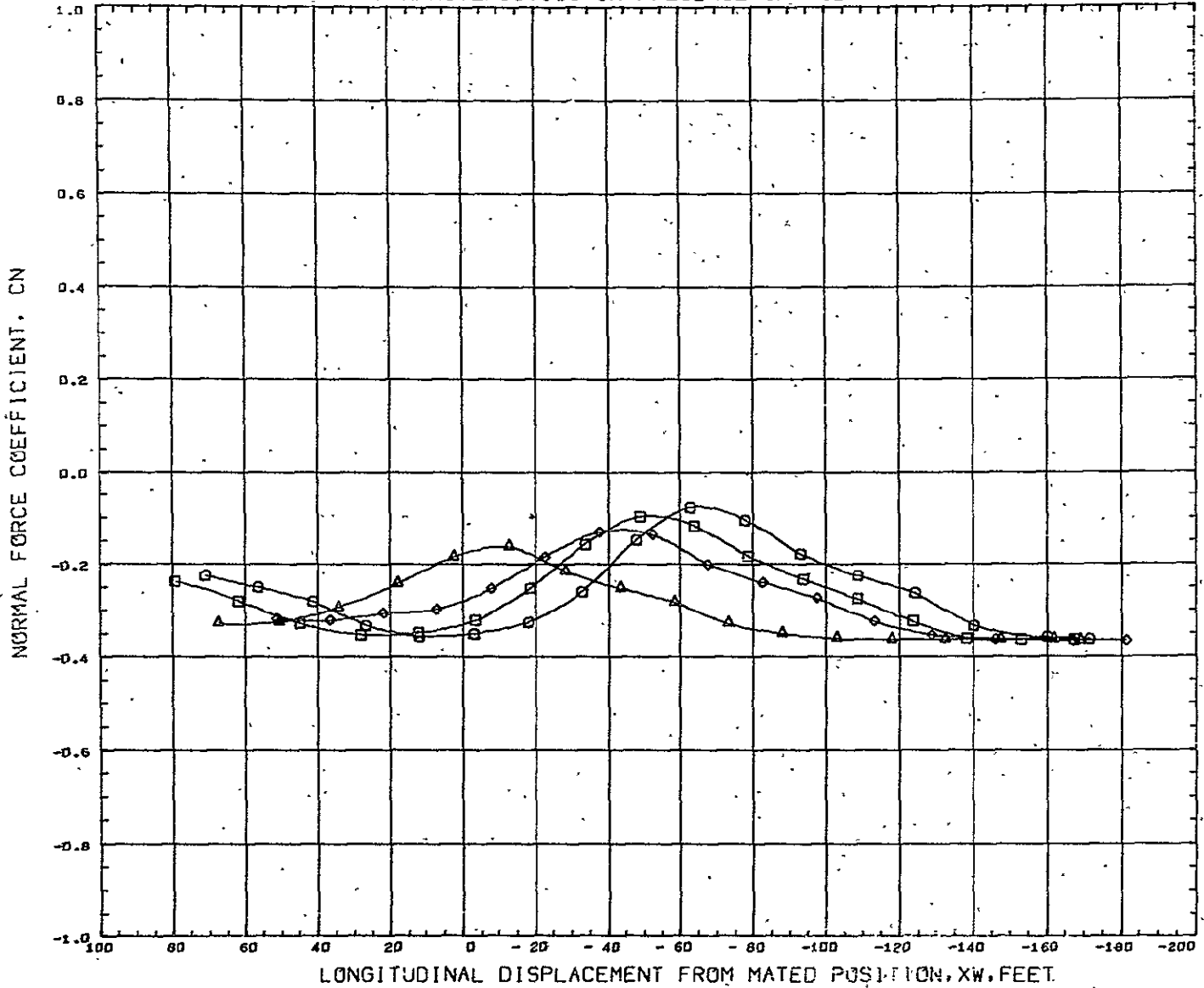
STRAIGHT-WING ORBITER CHARACTERISTICS IN PRESENCE OF DELTA-WING BOOSTER AT M=1.6



SYMBOL	GAP Z	PARAMETRIC VALUES				REFERENCE INFORMATION		
		ALPHA0	BETA	ALPHA1	BETA	REFS	REFL	REFB
○	4.300	-5.000	1.600	-5.000	0.000	5.4400	1.1302	5.2150
□	13.300	0.000	0.000	0.000	0.000	4.5255	0.0000	0.6510
◇	29.300					0.0000	0.0000	0.0035
△	54.300							

DATA HIST. CODE #EVMMM

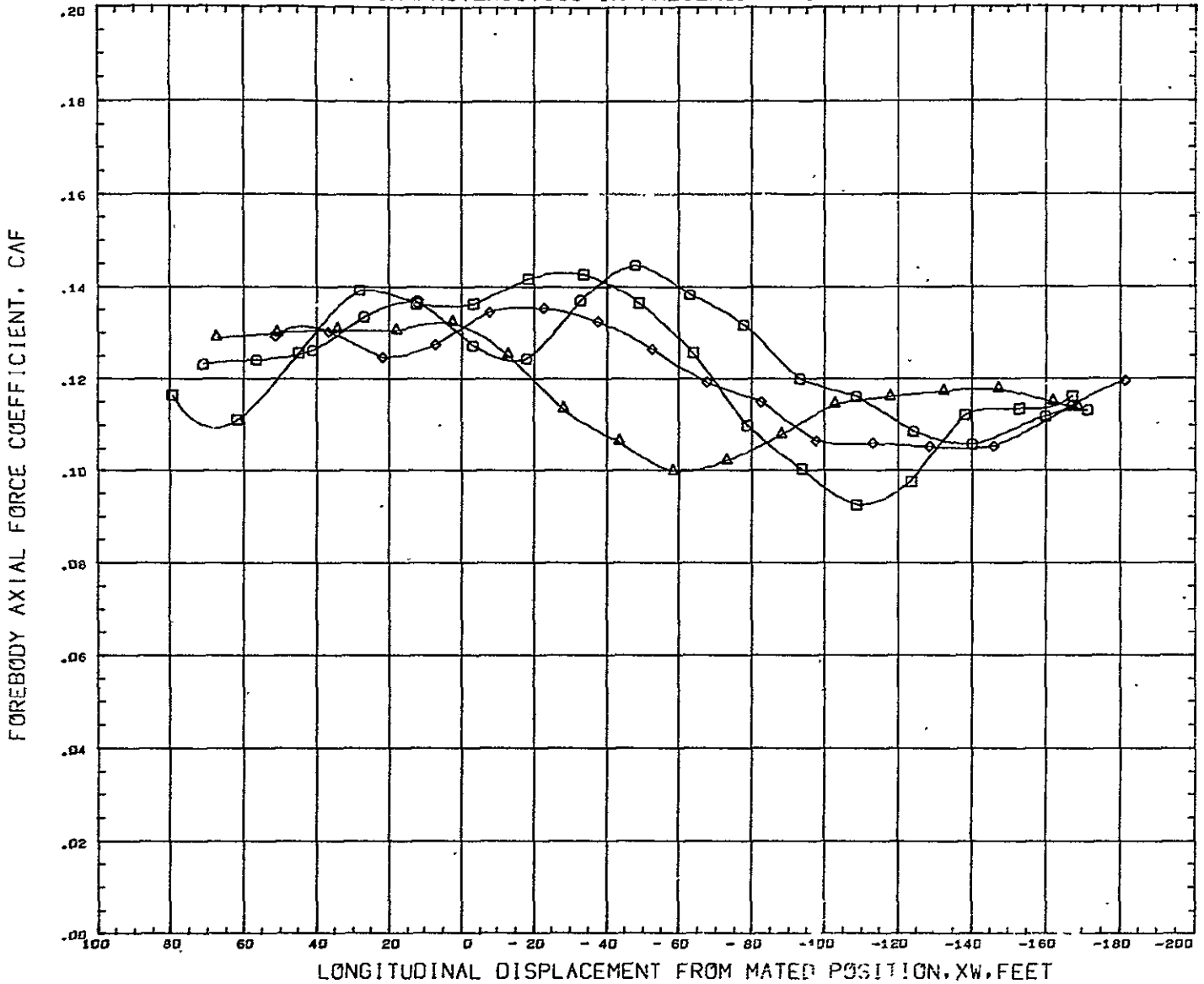
STRAIGHT-WING ORBITER CHARACTERISTICS IN PRESENCE OF DELTA-WING BOOSTER AT M=1.6



SYMBOL	GAP Z	PARAMETRIC VALUES				REFERENCE INFORMATION					
		ALPHA0	HACH	HORZTL	REFS	REFL	REFB	XMRP	YMRP	ZMRP	SCALE
□	4.380	-5.000	1.600	0.000	5.4400	1.1302	5.2150	4.5255	0.0000	0.6510	0.0035
◇	13.380	-5.000	1.600	0.000	5.4400	1.1302	5.2150	4.5255	0.0000	0.6510	0.0035
○	29.380	-5.000	1.600	0.000	5.4400	1.1302	5.2150	4.5255	0.0000	0.6510	0.0035
△	54.380	-5.000	1.600	0.000	5.4400	1.1302	5.2150	4.5255	0.0000	0.6510	0.0035

DATA HIST. CODE #EVMHM

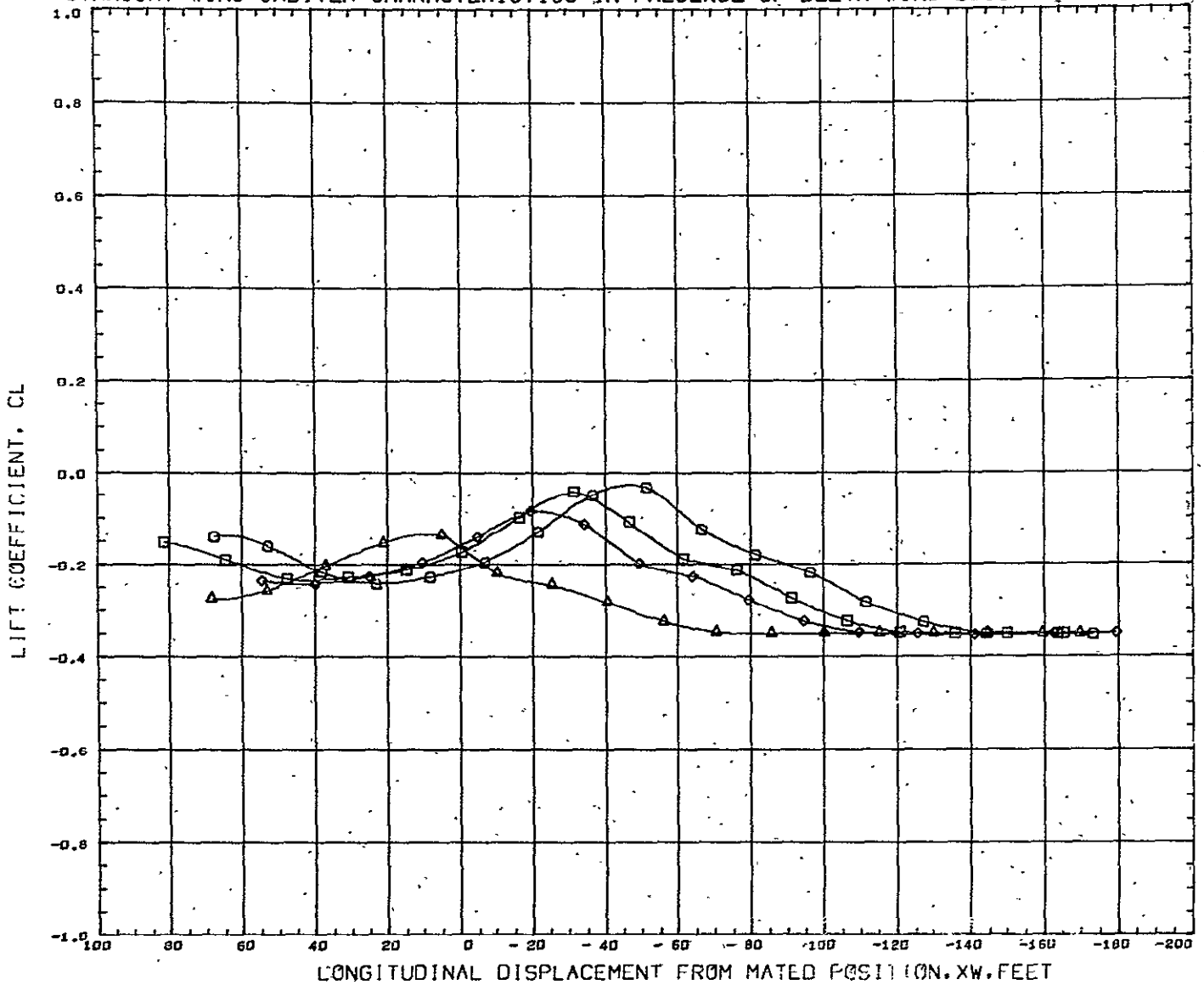
STRAIGHT-WING ORBITER CHARACTERISTICS IN PRESENCE OF DELTA-WING BOOSTER AT M=1.6



SYMBOL	CAF Z	PARAMETRIC VALUES				REFERENCE INFORMATION		
□	4.380	ALPHA0	- 5.000	ALPHAB	- 5.000	REFS	5.4400	SQ IN
◇	13.380	MACH	1.600	BETA	0.000	REFL	1.1302	IN
◊	29.380	MCRZTL	0.000			REFB	5.2150	IN
△	54.380					XMRP	4.5255	IN
						YMRP	0.0000	IN
						ZMRP	0.6510	IN
						SCALE	0.0035	

DATA HIST. CODE #EVMMH

STRAIGHT-WING ORBITER CHARACTERISTICS IN PRESENCE OF DELTA-WING BOOSTER AT M=1.6

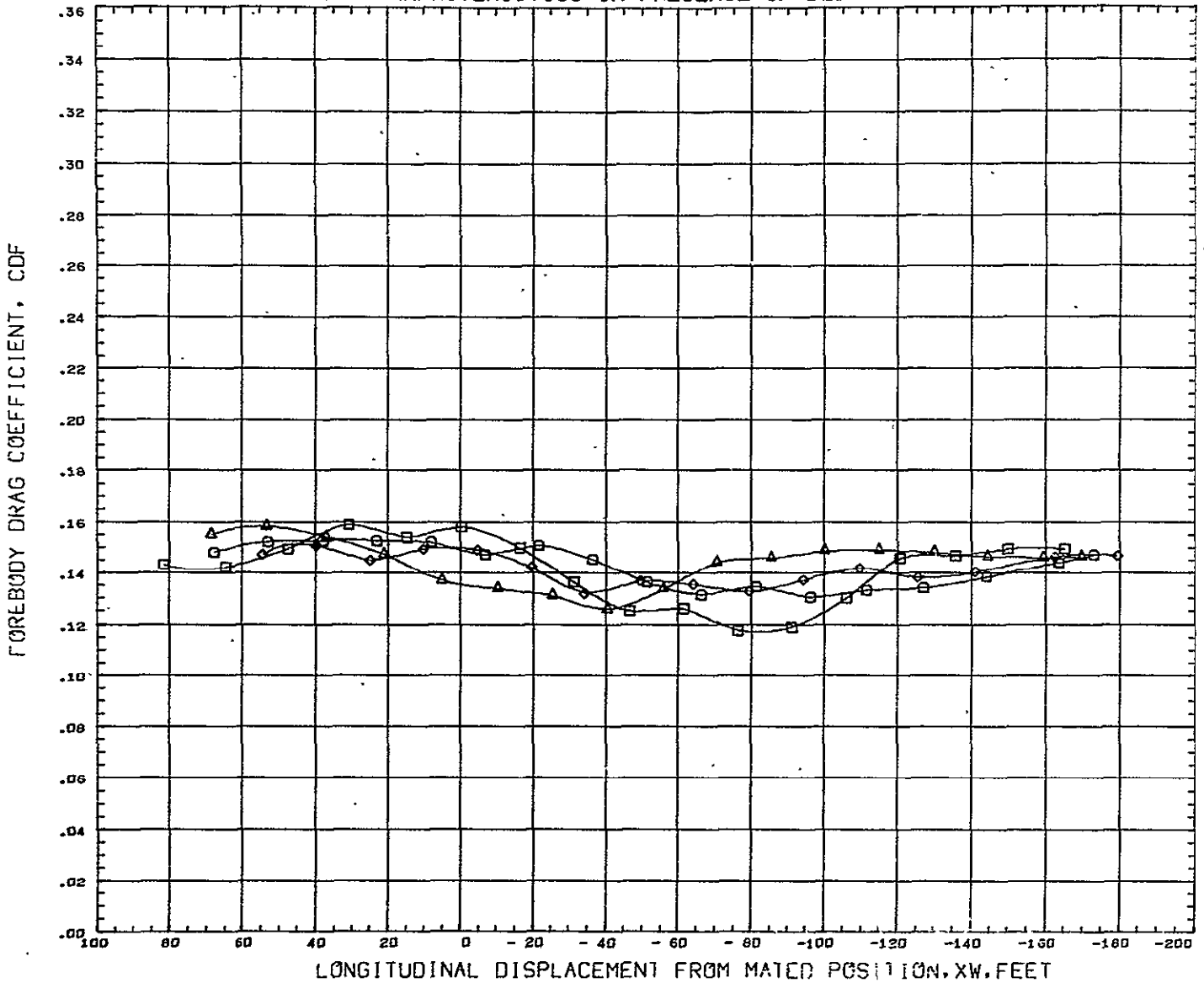


SYMBOL	CAF Z	PARAMETRIC VALUES			
		ALPHA0	ALPHA8	BETA	
○	4.380	-5.000	-10.000		
□	13.380	MACH 1.600			
◇	29.380	HCRZTL 0.000			
△	54.380				

REFERENCE INFORMATION		
REFS	5.4400	SG IN
REFL	1.1302	IN
REFS	5.2150	IN
XMRP	4.5255	IN
YMRP	0.0000	IN
ZMRP	0.6510	IN
SCALE	0.0035	

DATA HIST. CODE #EVMMH

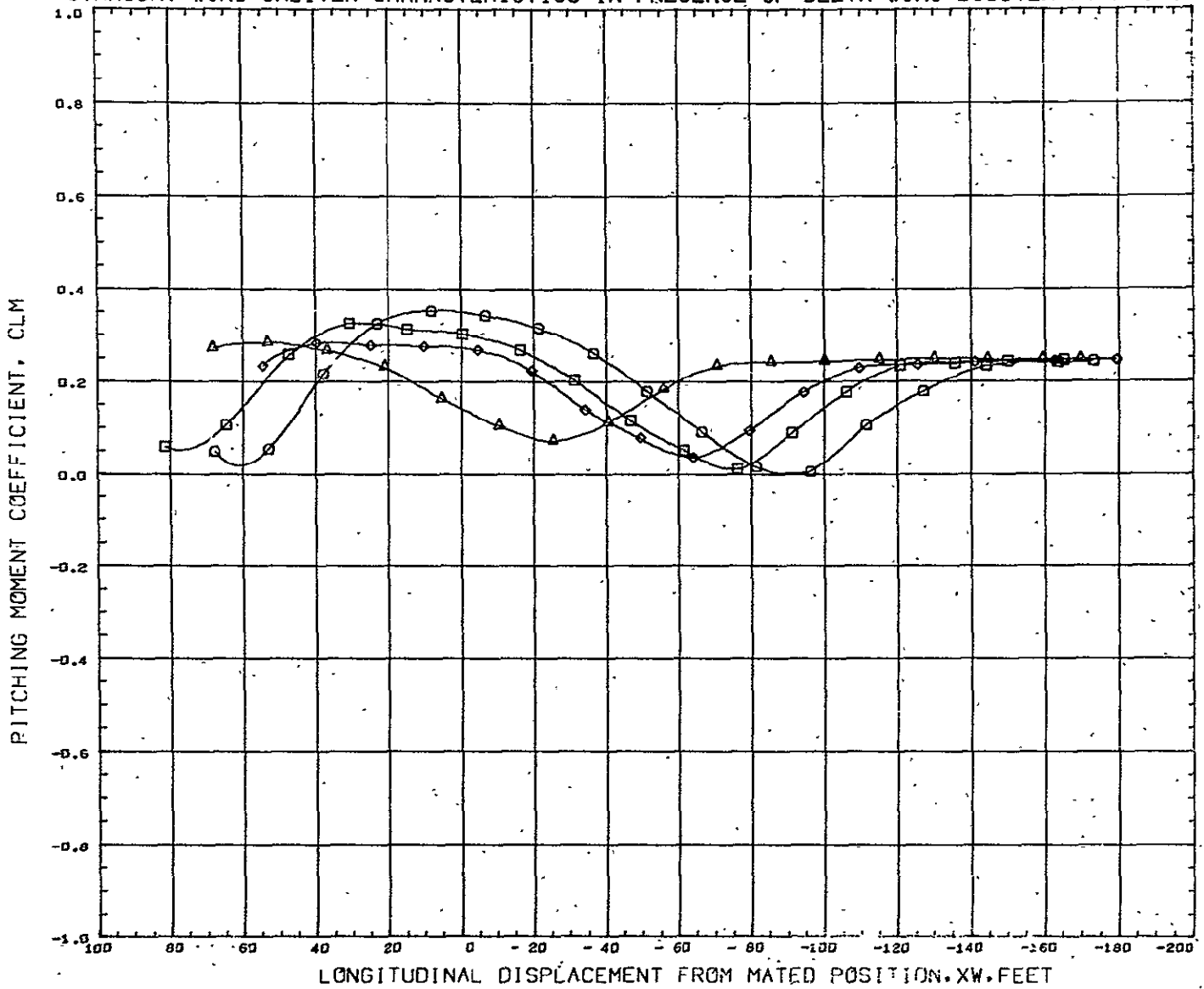
STRAIGHT-WING ORBITER CHARACTERISTICS IN PRESENCE OF DELTA-WING BOOSTER AT M=1.6



SYMBOL	GAP Z	PARAMETRIC VALUES				REFERENCE INFORMATION		
○	4.389	ALPHA0	- 5.000	ALPHA8	- 10.000	REFS	5.4400	SQ IN
□	13.389	MACH	1.600	BETA	0.000	REFL	1.1302	IN
◇	29.389	HCRZTL	0.000			REFB	5.2150	IN
△	54.389					XMRP	4.5255	IN
						YMRP	0.0000	IN
						ZMRP	0.6510	IN
						SCALE	0.0035	

DATA HIST. CODE #EVHHH

STRAIGHT-WING ORBITER CHARACTERISTICS IN PRESENCE OF DELTA-WING BOOSTER AT M=1.6

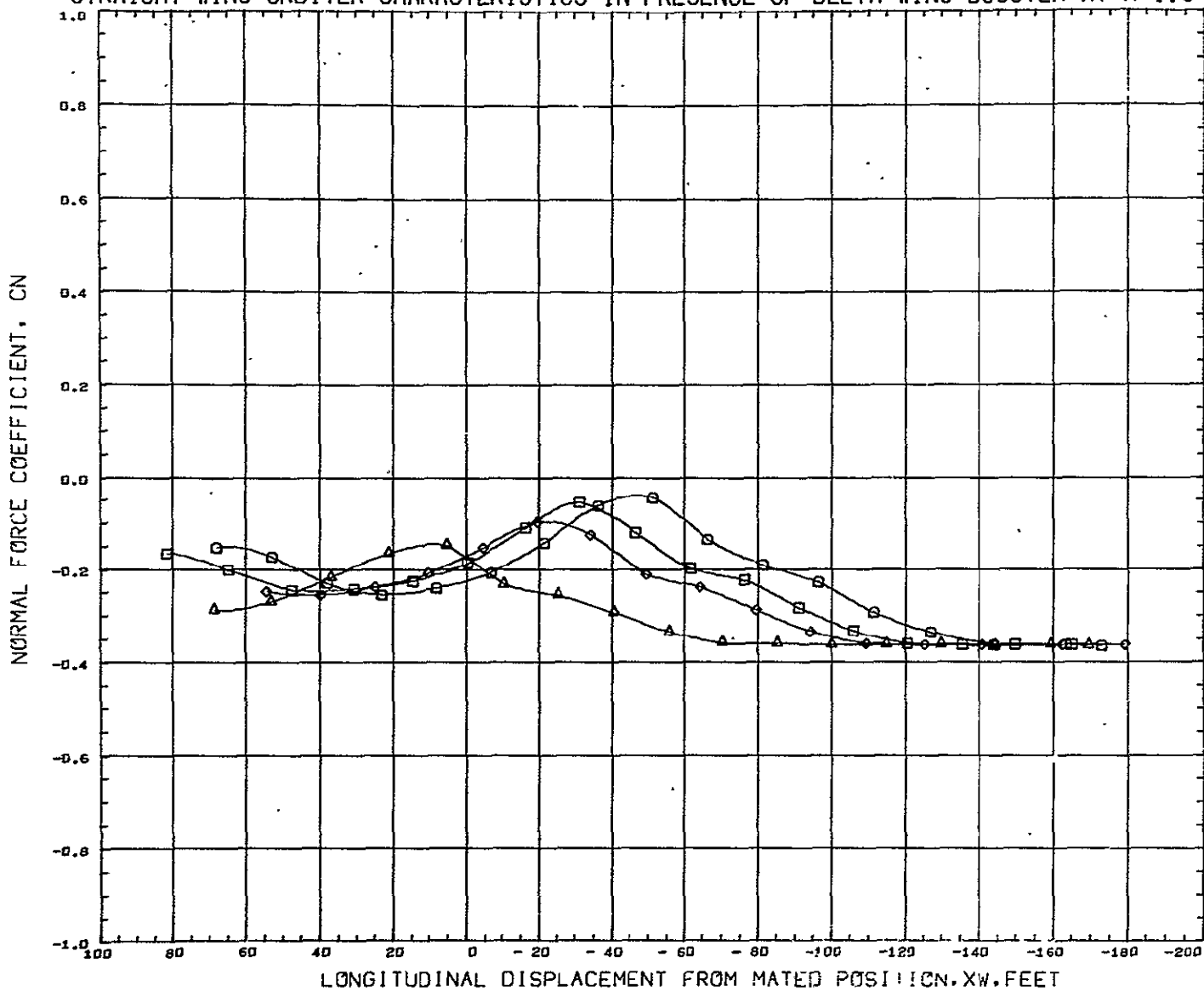


SYMBOL	GAP Z	PARAMETRIC VALUES				REFERENCE INFORMATION		
		ALPHA0	ALPHAB	HACH	BETA	RLFS	REFL	REFB
○	4.389	5.000	10.000	1.600	0.000	5.4400	1.1302	5.2150
□	13.389	5.000	10.000	1.600	0.000	5.4400	1.1302	5.2150
◇	29.389	5.000	10.000	1.600	0.000	5.4400	1.1302	5.2150
△	54.389	5.000	10.000	1.600	0.000	5.4400	1.1302	5.2150

DATA HIST. CODE #EVMMH

REFERENCE INFORMATION		
RLFS	5.4400	50 IN
REFL	1.1302	IN
REFB	5.2150	IN
XMRP	4.5255	IN
YMRP	0.0000	IN
ZMRP	0.6510	IN
SCALE	0.0035	

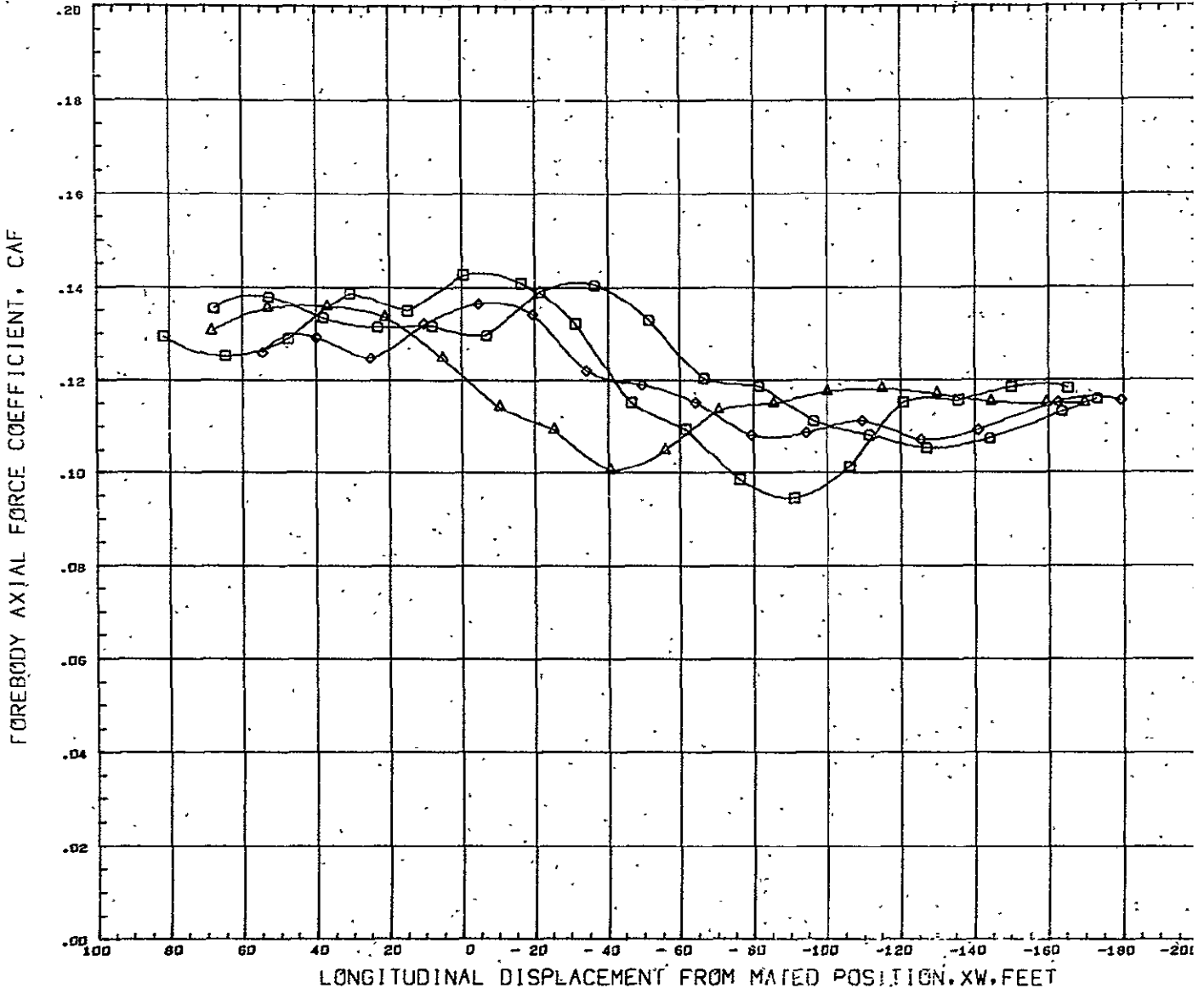
STRAIGHT-WING ORBITER CHARACTERISTICS IN PRESENCE OF DELTA-WING BOOSTER AT M=1.6



SYMBOL	GAP Z	PARAMETRIC VALUES				REFERENCE INFORMATION		
○	4.380	ALPHA0	- 5.000	ALPHA8	- 10.000	REFS	5.4400	SQ IN
◻	13.380	HACH	1.600	BETA	0.000	REFL	1.1302	IN
◊	29.380	HORZTL	0.000			REFB	5.2150	IN
△	54.380					XMRP	4.5255	IN
						YMRP	0.0000	IN
						ZMRP	0.6510	IN
						SCALE	0.0035	

DATA HIST. CODE #EVHHH

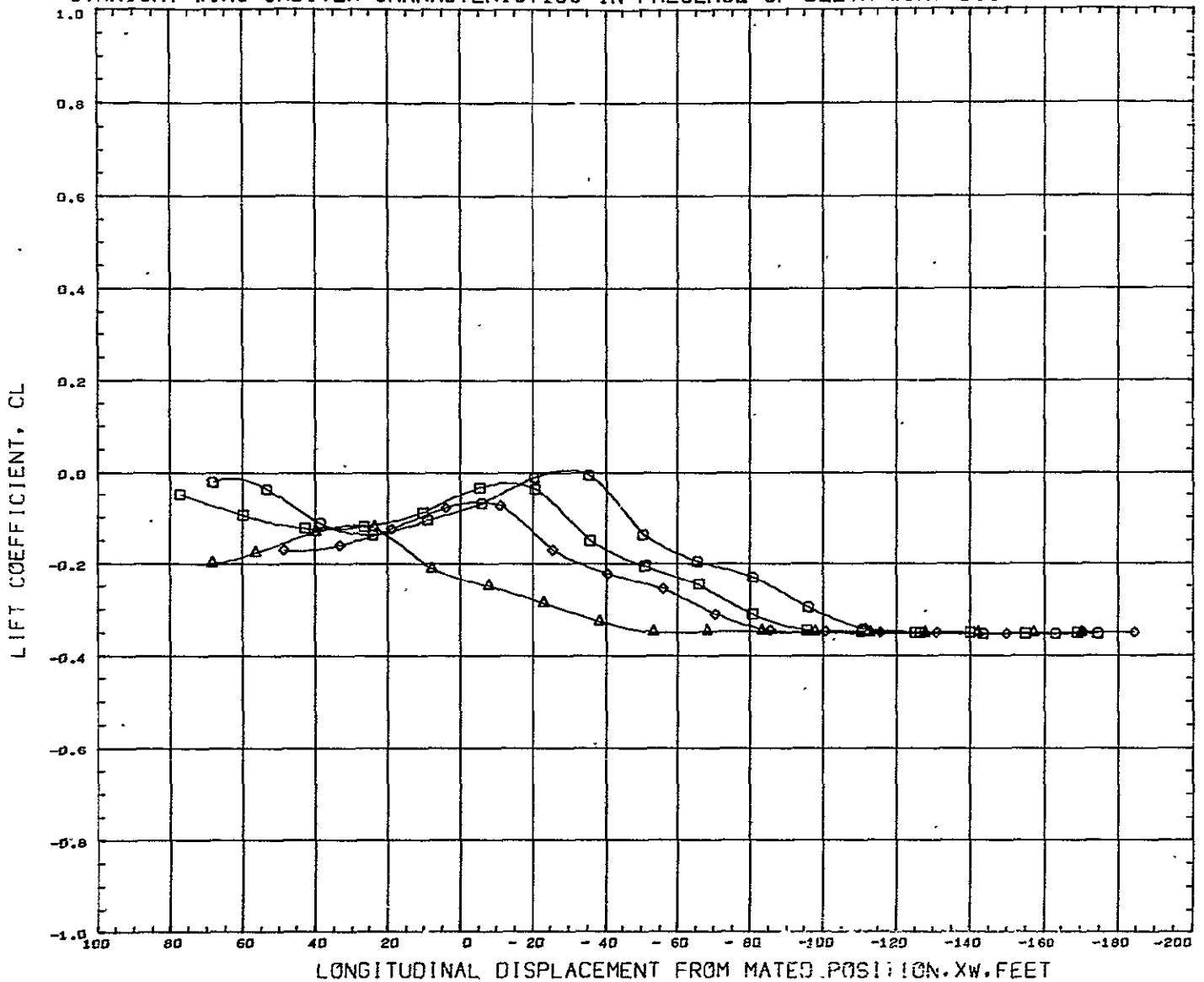
STRAIGHT-WING ORBITER CHARACTERISTICS IN PRESENCE OF DELTA-WING BOOSTER AT M=1.6



SYMBOL	CAF Z	PARAMETRIC VALUES				REFERENCE INFORMATION		
□	4.380	ALPHA0	- 5.000	ALPHAB	- 10.000	REFS	5.4400	SQ IN
◇	13.380	MACH	1.600	BETA	0.000	REFL	1.1302	IN
○	29.380	HORZTL	0.000			REFB	5.2150	IN
△	54.380					XMRP	4.5255	IN
						YMRP	0.0000	IN
						ZMRP	0.6510	IN
						SCALE	0.0035	

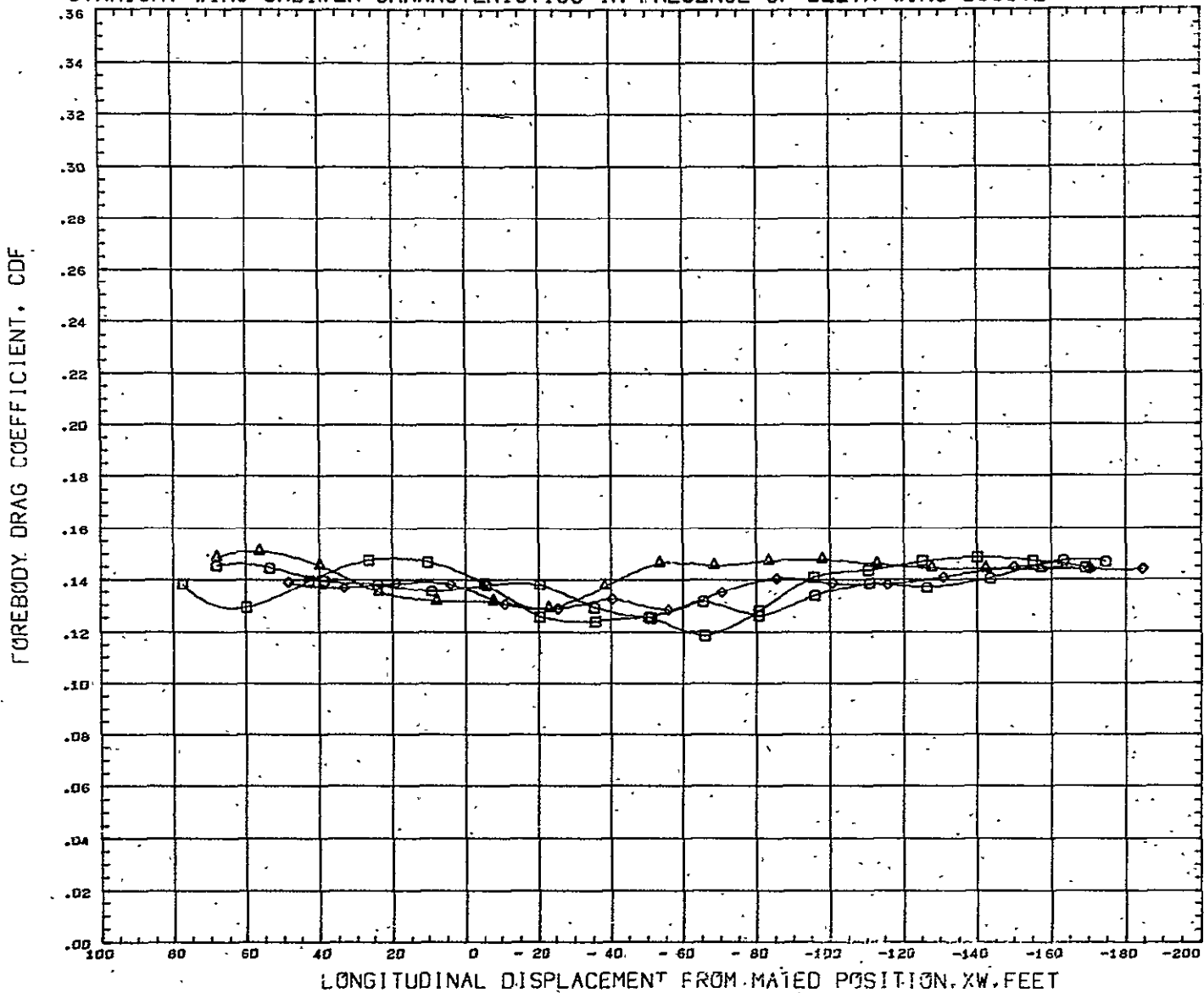
DATA HIST. CODE #EVHMM

STRAIGHT-WING ORBITER CHARACTERISTICS IN PRESENCE OF DELTA-WING BOOSTER AT M=1.6



SYMBOL	GAP Z	PARAMETRIC VALUES		REFERENCE INFORMATION	
○	4.380	ALPHA0.	- 5.000	ALPHAB	- 15.000
◻	13.380	MACH	1.600	BETA	0.000
◊	29.380	HORZTL	0.000		
△	54.380				
DATA HIST. CODE H#EVMMH					
		REFS	5.4400	SQ	IN
		REFL	1.1302	IN	
		REFB	5.2150	IN	
		XHRF	4.5255	IN	
		YHRF	0.0000	IN	
		ZHRF	0.6510	IN	
		SCALE	0.0035		

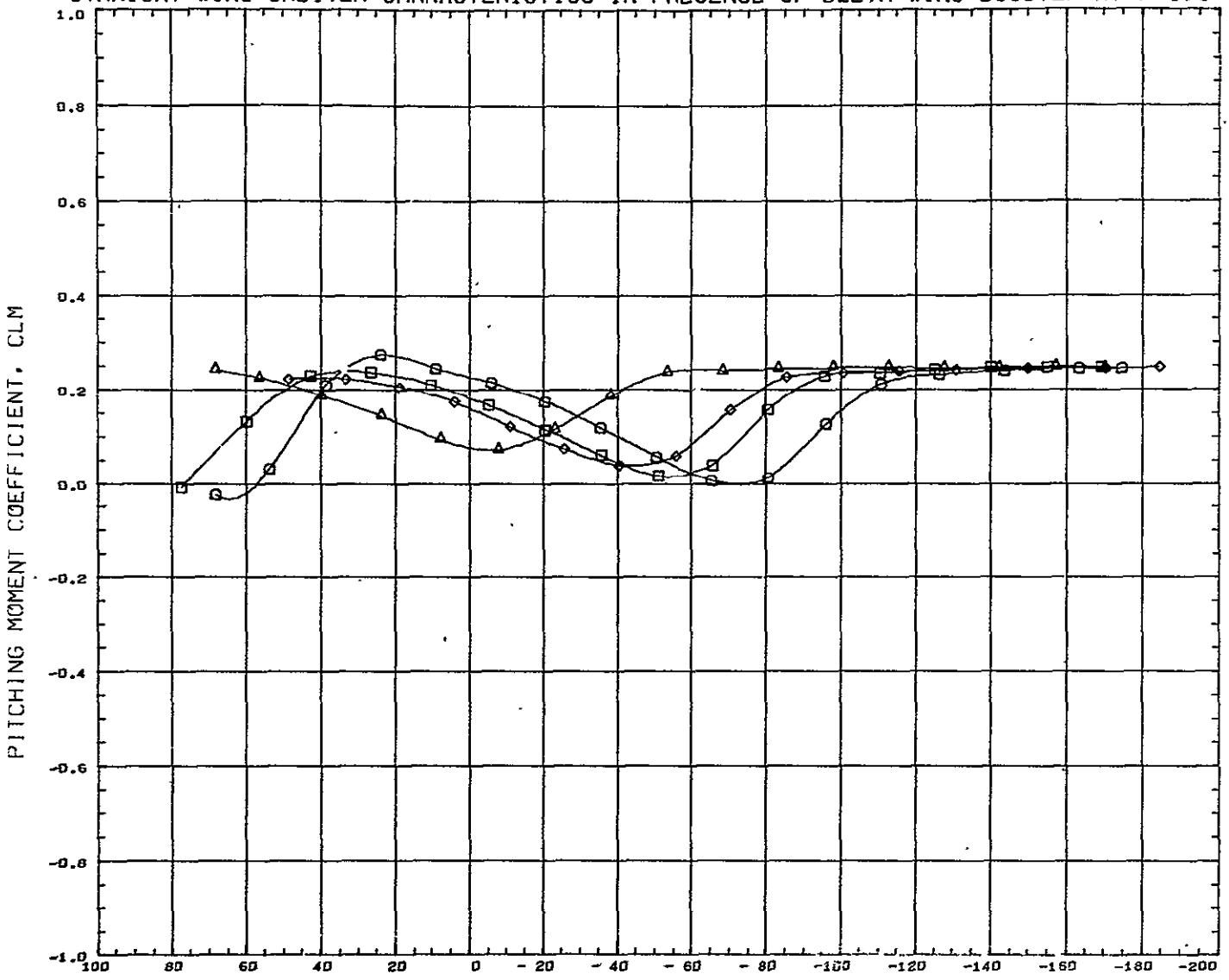
STRAIGHT-WING ORBITER CHARACTERISTICS IN PRESENCE OF DELTA-WING BOOSTER AT M=1.6



SYMBOL	GAF Z	PARAMETRIC VALUES				REFERENCE INFORMATION		
		ALPHA0	HACH	HORZTL	ALPHAB	BETA	REFD	SQ IN
○	4.380	- 5.000	1.600	0.000	- 15.000	0.000	5.4400	IN
□	13.380						1.1302	IN
◇	29.380						5.2150	IN
△	54.380						4.5255	IN
							0.0000	IN
							0.6510	IN
							0.0035	IN

DATA HIST. CODE M#EVMMH

STRAIGHT-WING ORBITER CHARACTERISTICS IN PRESENCE OF DELTA-WING BOOSTER AT M=1.6

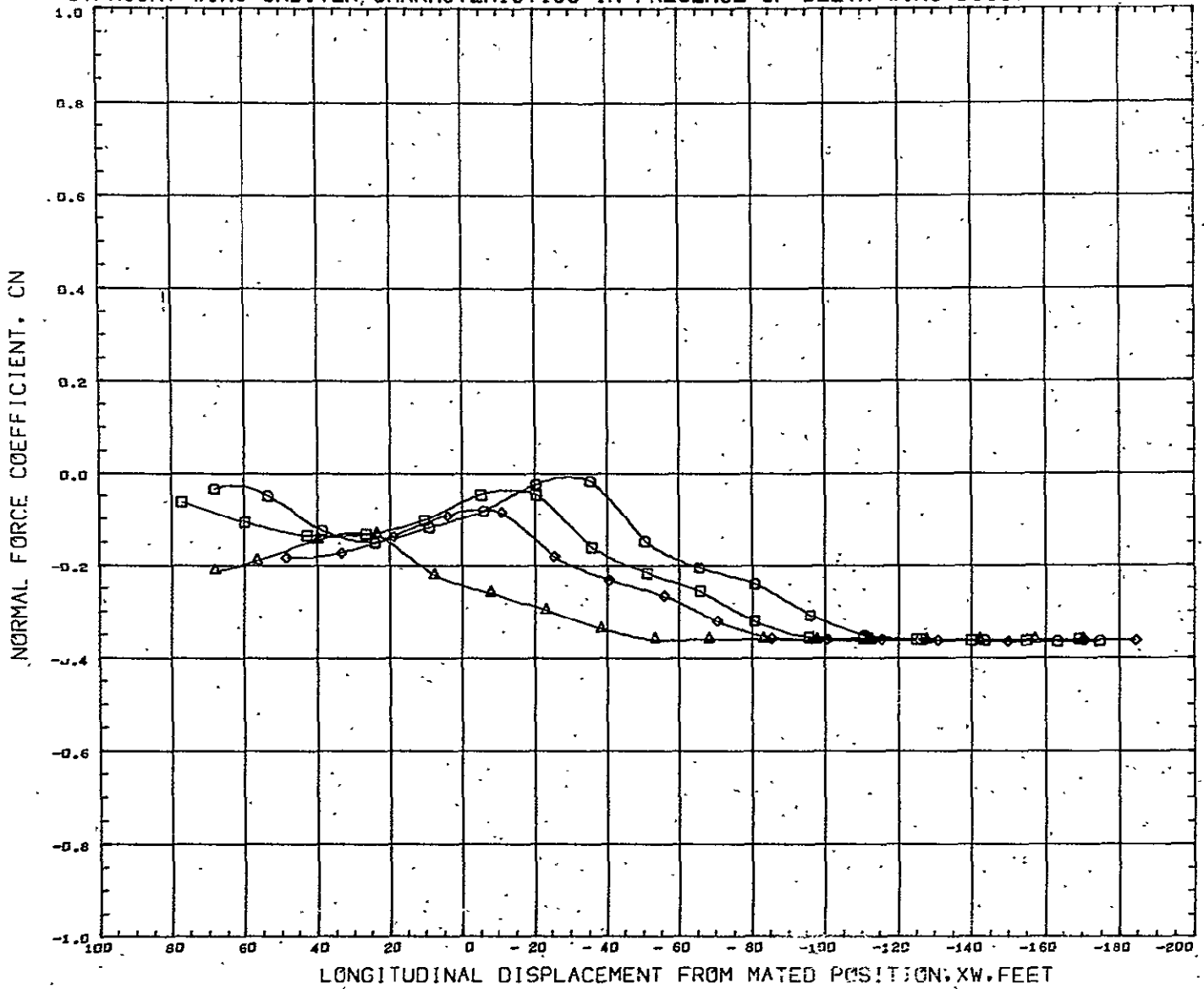


LONGITUDINAL DISPLACEMENT FROM MATED POSITION, XW, FEET

SYMBOL	GAP Z	PARAMETRIC VALUES				REFERENCE INFORMATION		
		ALPHA0	BETA0	ALPHAB	BETAB	REFS	REFL	REFB
□	4.380	-5.000	1.600	-15.000	0.000	5.4400	1.1302	5.2150
◇	13.380	-5.000	1.600	-15.000	0.000	4.5255	0.6510	0.0000
○	29.380	-5.000	1.600	-15.000	0.000	0.0000	0.0000	0.0000
△	56.380	-5.000	1.600	-15.000	0.000	0.0000	0.0000	0.0000

DATA HIST. CODE M#EVMMH

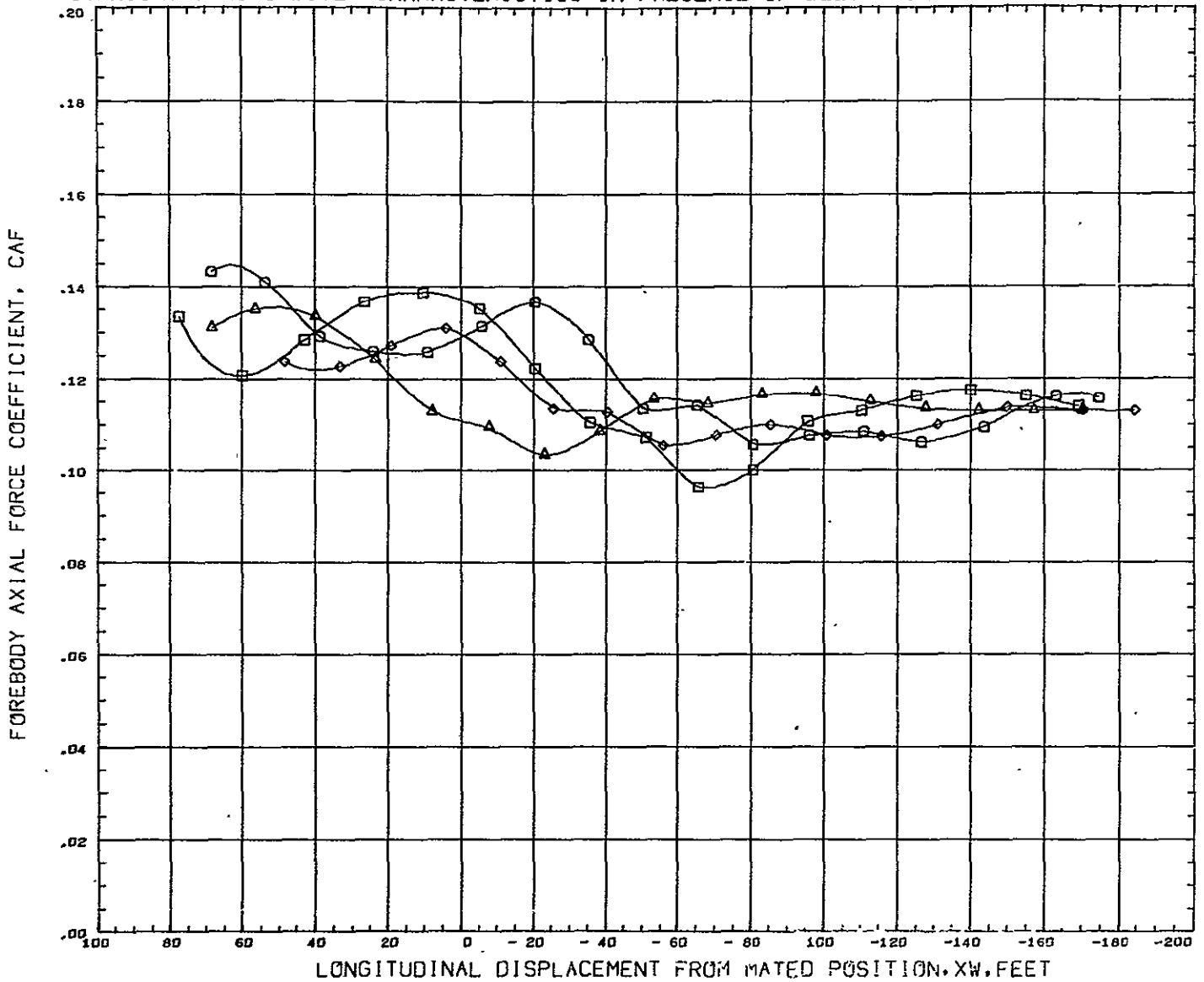
STRAIGHT-WING ORBITER CHARACTERISTICS IN PRESENCE OF DELTA-WING BOOSTER AT M=1.6



SYMBOL	GAP Z	PARAMETRIC VALUES		REFERENCE INFORMATION				
□	4.389	ALPHA0	- 5.000	ALPHA	- 15.000	REFS	5.4400	SQ IN
○	13.389	MACH	1.600	BETA	0.000	REFL	1.1302	IN
◇	29.389	HCRZTL	0.000			REFB	5.2150	IN
△	54.389					XMRP	4.5255	IN
						YMRP	0.0000	IN
						ZMRP	0.6510	IN
						SCALE	0.0035	

DATA HIST. CODE H#EVVHH

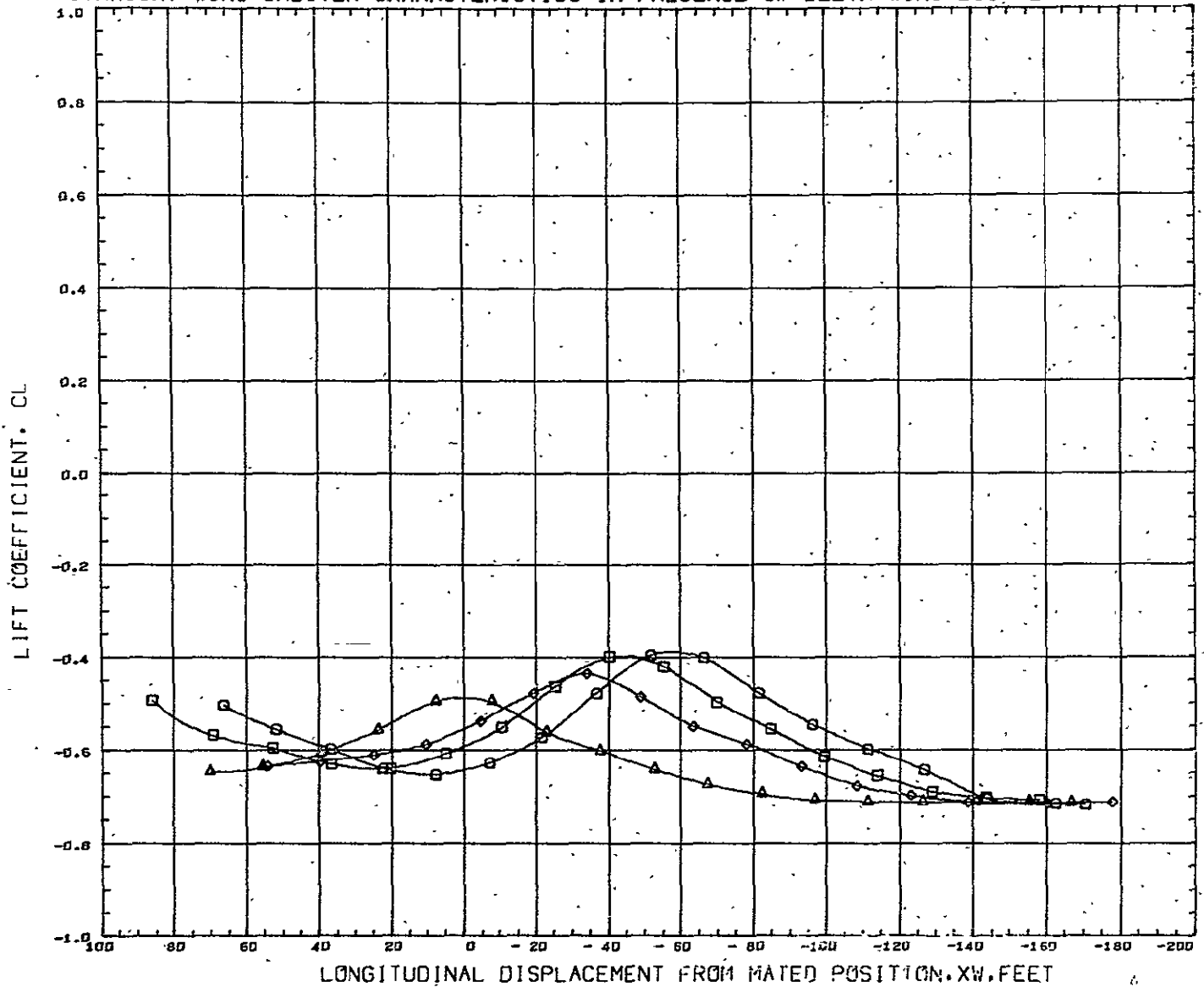
STRAIGHT-WING ORBITER CHARACTERISTICS IN PRESENCE OF DELTA-WING BOOSTER AT M=1.6



SYMBOL	CAF Z	PARAMETRIC VALUES				REFERENCE INFORMATION		
		ALPHA0	BETA	ALPHAB	BETAB	REFS	REFL	SQ IN
□	4.380	-5.000	0.000	-15.000	0.000	5.4400	1.1302	IN
◇	13.380	1.600	0.900	0.000	0.000	5.2150	4.5255	IN
△	29.380	0.900	0.000	0.000	0.000	0.0000	0.6510	IN
	54.380					0.0035		

DATA HIST. CODE N#EVMMH

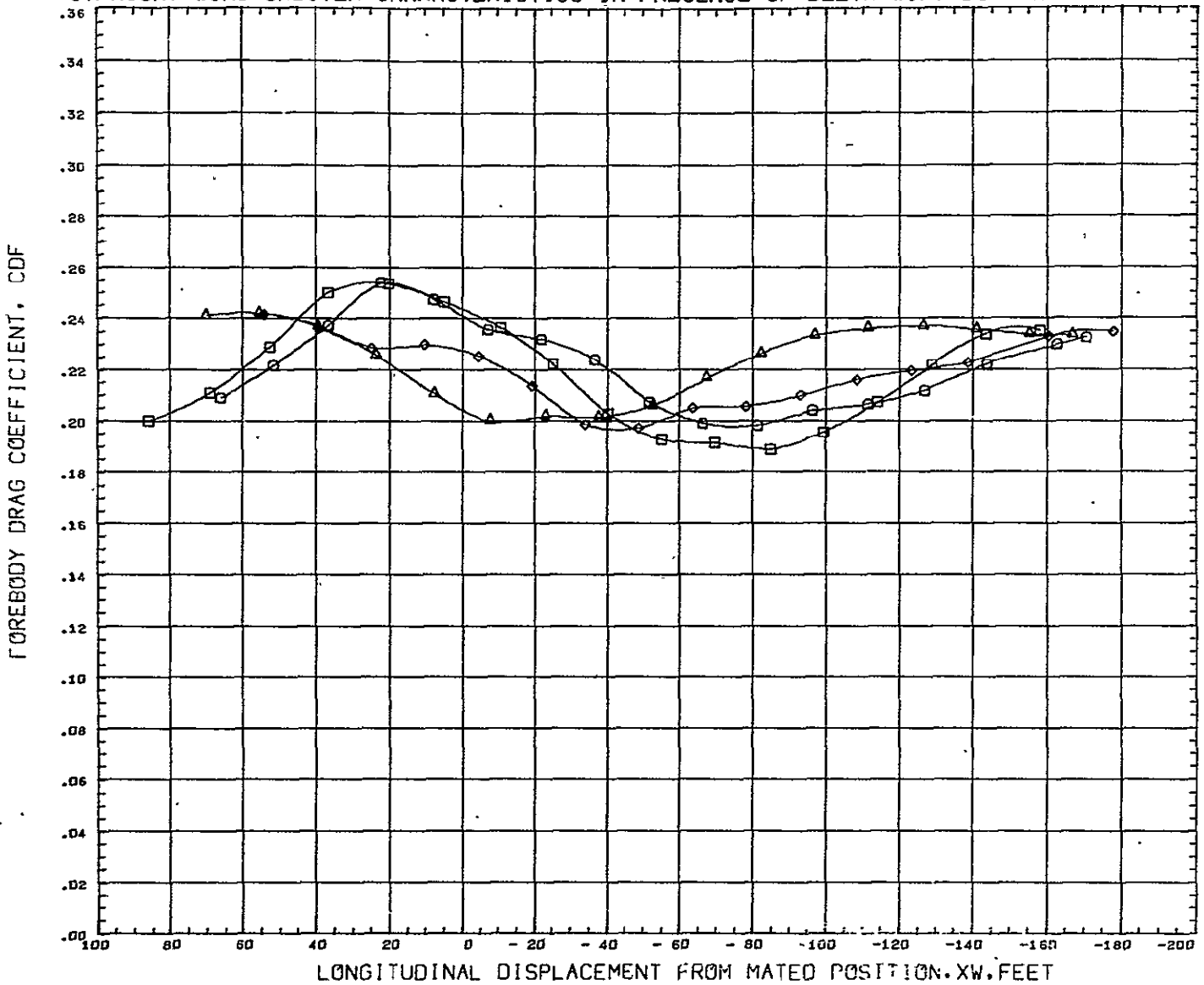
STRAIGHT-WING ORBITER CHARACTERISTICS IN PRESENCE OF DELTA-WING BOOSTER AT M=1.6



SYMBOL	GAP Z	PARAMETRIC VALUES				REFERENCE INFORMATION		
○	4.380	ALPHA0	-10.000	ALPHAB	-10.000	REFJ	5.4400	SQ IN
□	13.380	MACH	1.600	BETA	0.000	REFL	1.1302	IN
◇	29.380	HCRZTL	0.000			REFB	5.2150	IN
△	54.380					XMRP	4.5255	IN
						YMRP	0.0000	IN
						ZMRP	0.6510	IN
						SCALE	0.0035	

DATA HIST. CODE #EVMMH

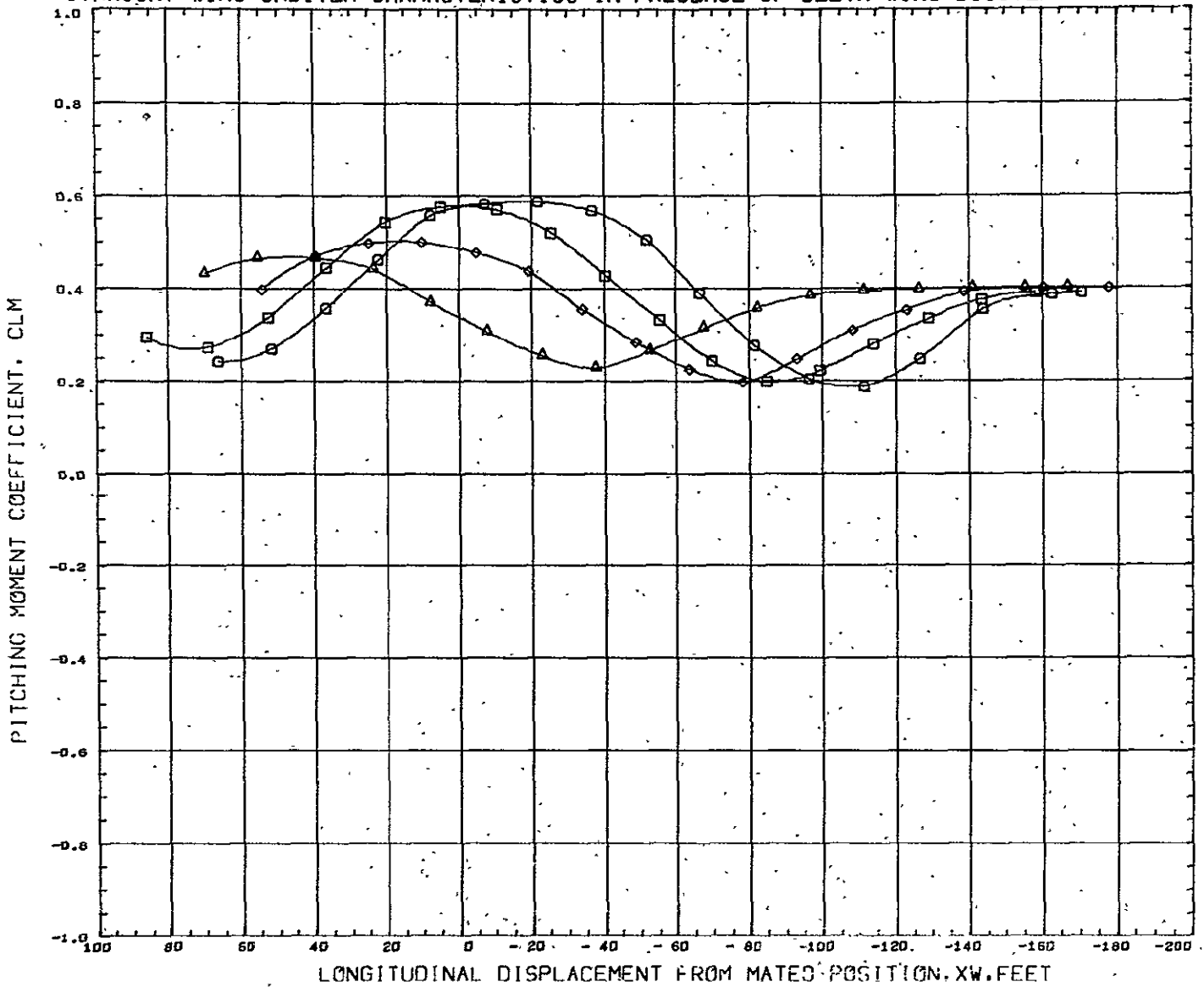
STRAIGHT-WING ORBITER CHARACTERISTICS IN PRESENCE OF DELTA-WING BOOSTER AT M=1.6



SYMBOL	GAP Z	PARAMETRIC VALUES				REFERENCE INFORMATION		
□	4.380	ALPHA0	-10.000	ALPHA8	-10.000	REFS	5.4400	SQ IN
◇	13.380	MACH	1.600	BETA	0.000	REFL	1.1302	IN
○	29.380	HCRZTL	0.000			REFB	5.2150	IN
△	54.380					XMRP	4.5255	IN
						YMRP	0.0000	IN
						ZMRP	0.6510	IN
						SCALE	0.0035	

DATA HIST. CODE #EVHMM

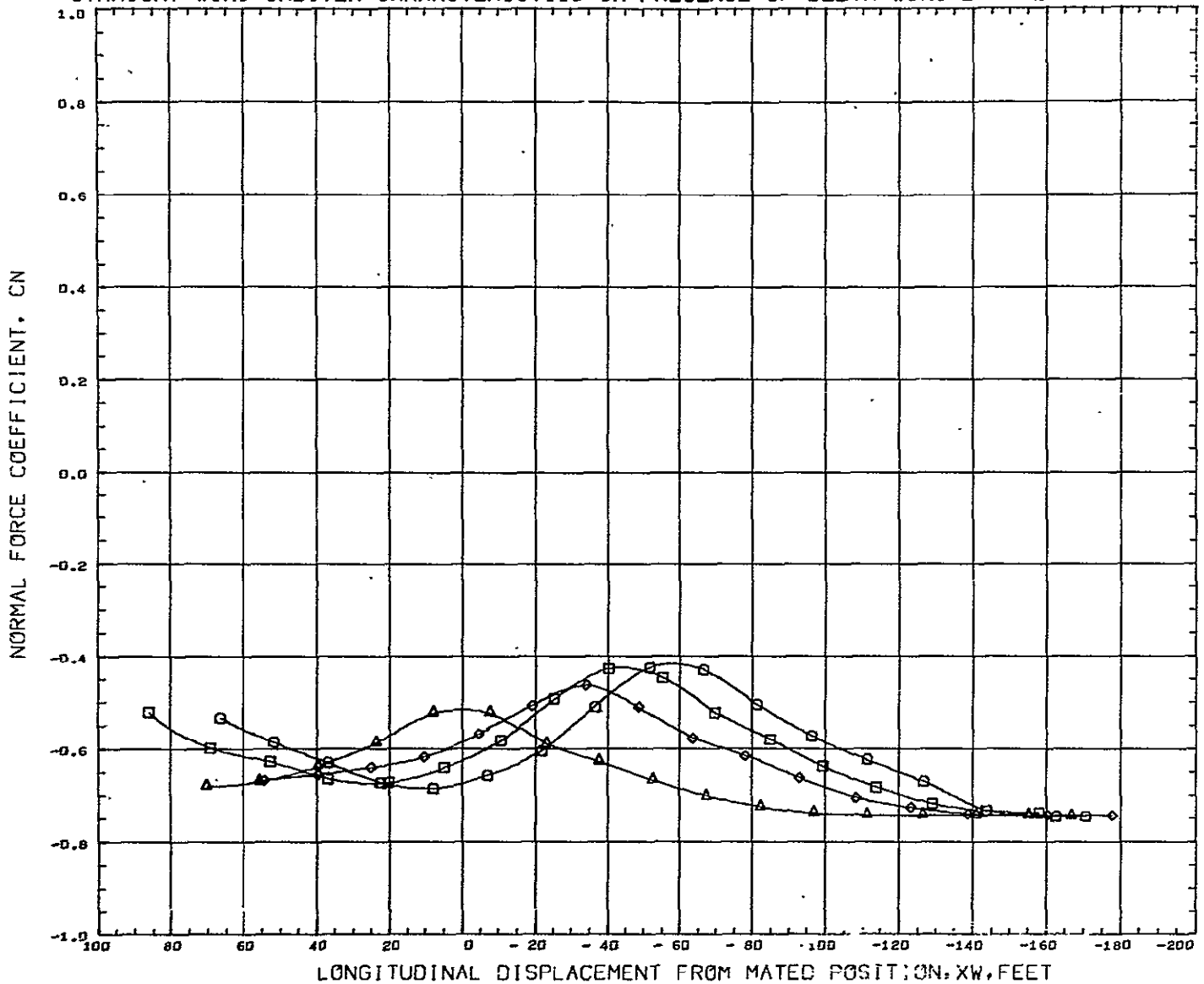
STRAIGHT-WING ORBITER CHARACTERISTICS IN PRESENCE OF DELTA-WING BOOSTER AT M=1.6



SYMBOL	CAP Z	PARAMETRIC VALUES				REFERENCE INFORMATION			
		ALPHA0	MACH	HORZTL	ALPHAB	BETA	REFS	REFL	REFB
□	4.380	-10.000	1.600	0.000	-10.000	0.000	5.4400	1.1302	5.2160
◇	13.380						4.5255	0.0000	0.6510
△	29.380						0.0000	0.0000	0.0035
○	54.380								

DATA HIST. CODE #EVHMM

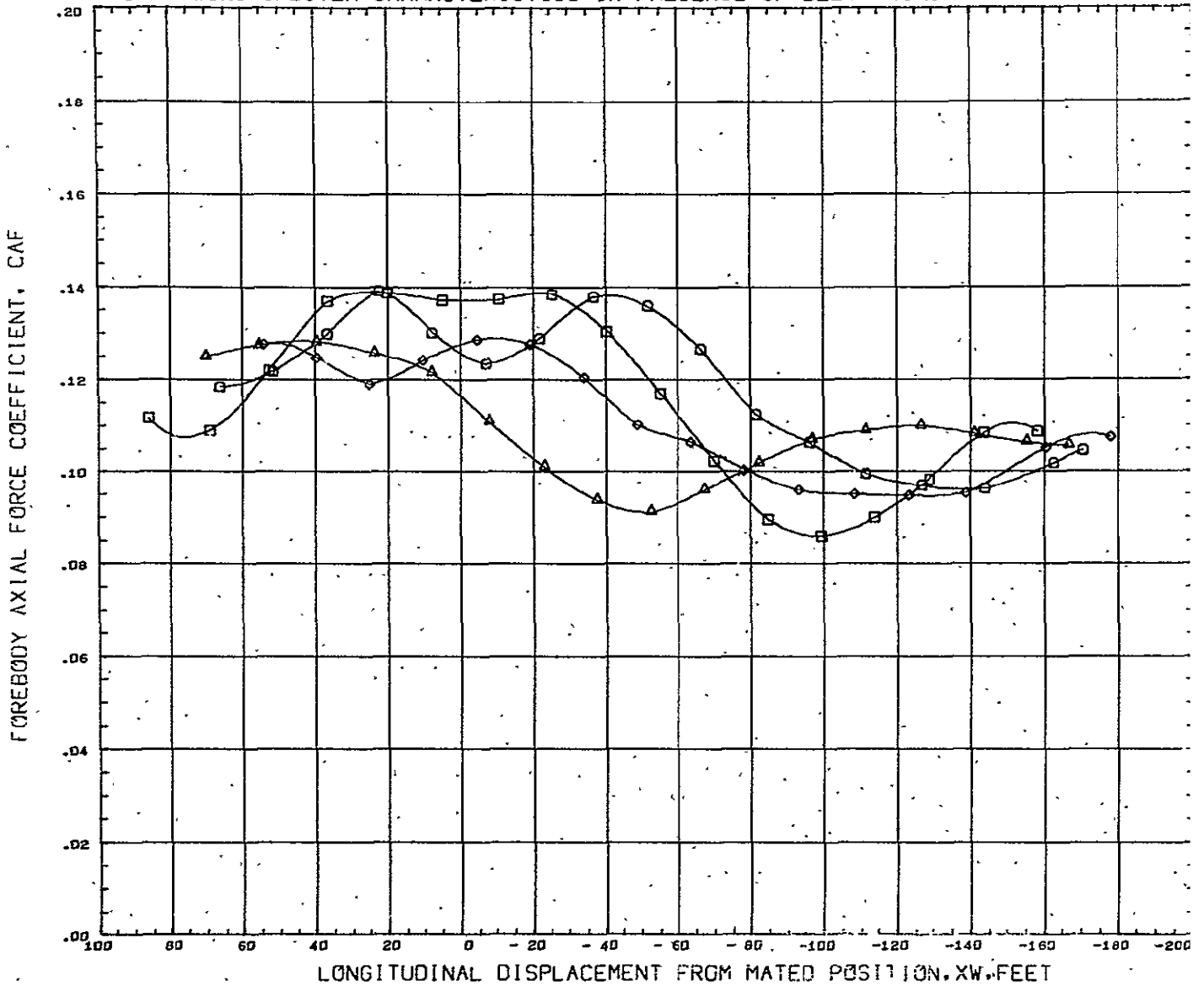
STRAIGHT-WING ORBITER CHARACTERISTICS IN PRESENCE OF DELTA-WING BOOSTER AT M=1.6



SYMBOL	GAP Z	PARAMETRIC VALUES		REFERENCE INFORMATION				
□	4.380	ALPHA0	-10.000	ALPHA0	-10.000	REFS	5.4400	SQ IN
◇	13.380	MACH	1.600	BETA	0.000	REFL	1.1302	IN
○	29.380	HCRZTL	0.000			REFB	5.2150	IN
△	54.380					XHRP	4.5255	IN
						YHRP	0.0000	IN
						ZHRP	0.6510	IN
						SCALE	0.0035	

DATA HIST. CODE #EVHMK

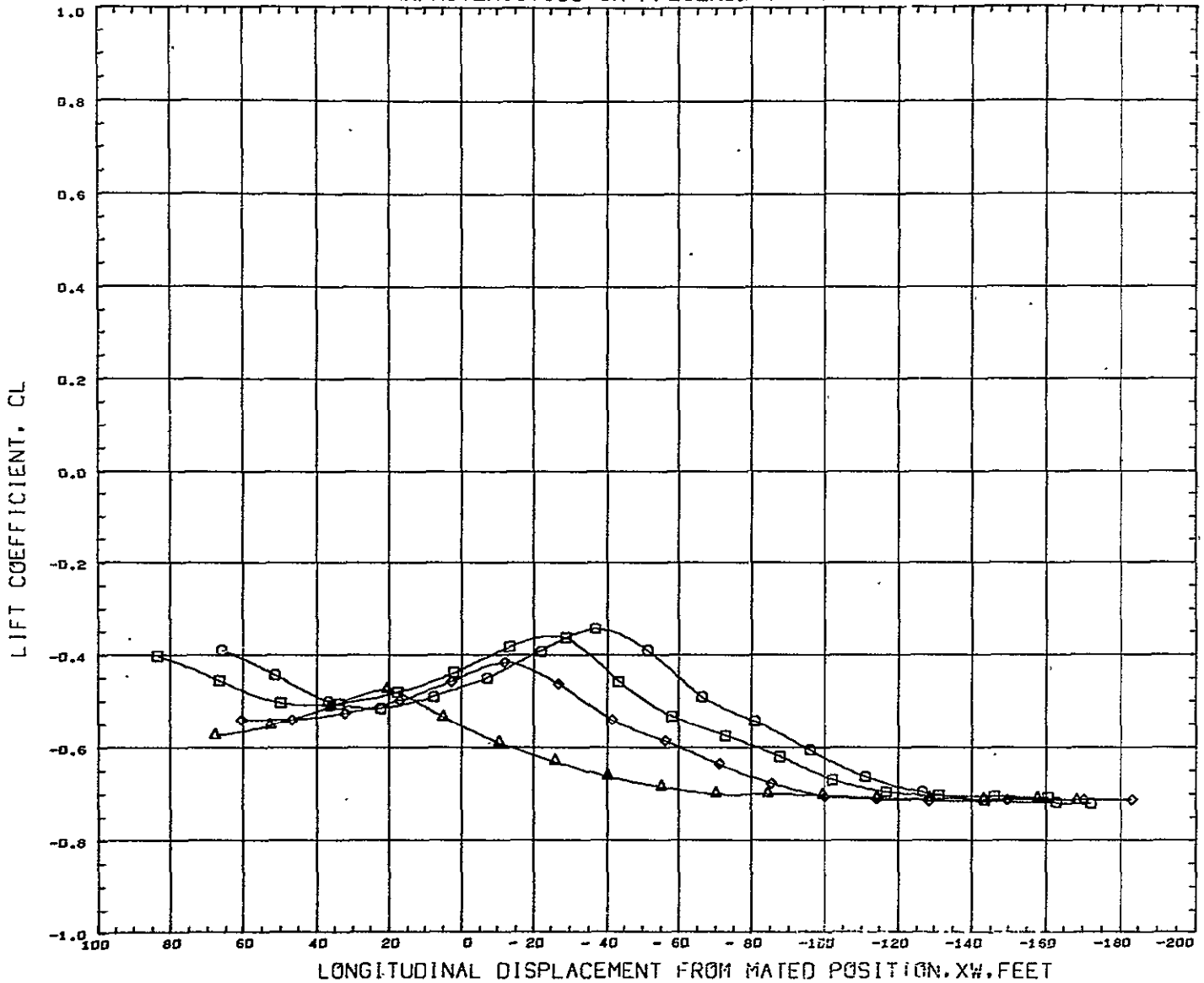
STRAIGHT-WING ORBITER CHARACTERISTICS IN PRESENCE OF DELTA-WING BOOSTER AT M=1.6



SYMBOL	CAF Z	PARAMETRIC VALUES			REFERENCE INFORMATION		
		ALPHA0	ALPHAB	BETA	REFS	REFL	SQ. IN
□	4.380	10.000	-10.000	0.000	5.4400	1.1302	IN
◇	13.380	1.600	0.000	0.000	5.2150	4.5253	IN
○	29.380	0.000			0.0000	0.6510	IN
△	54.380				SCALE	0.0035	

DATA HIST. CODE #EVHMM

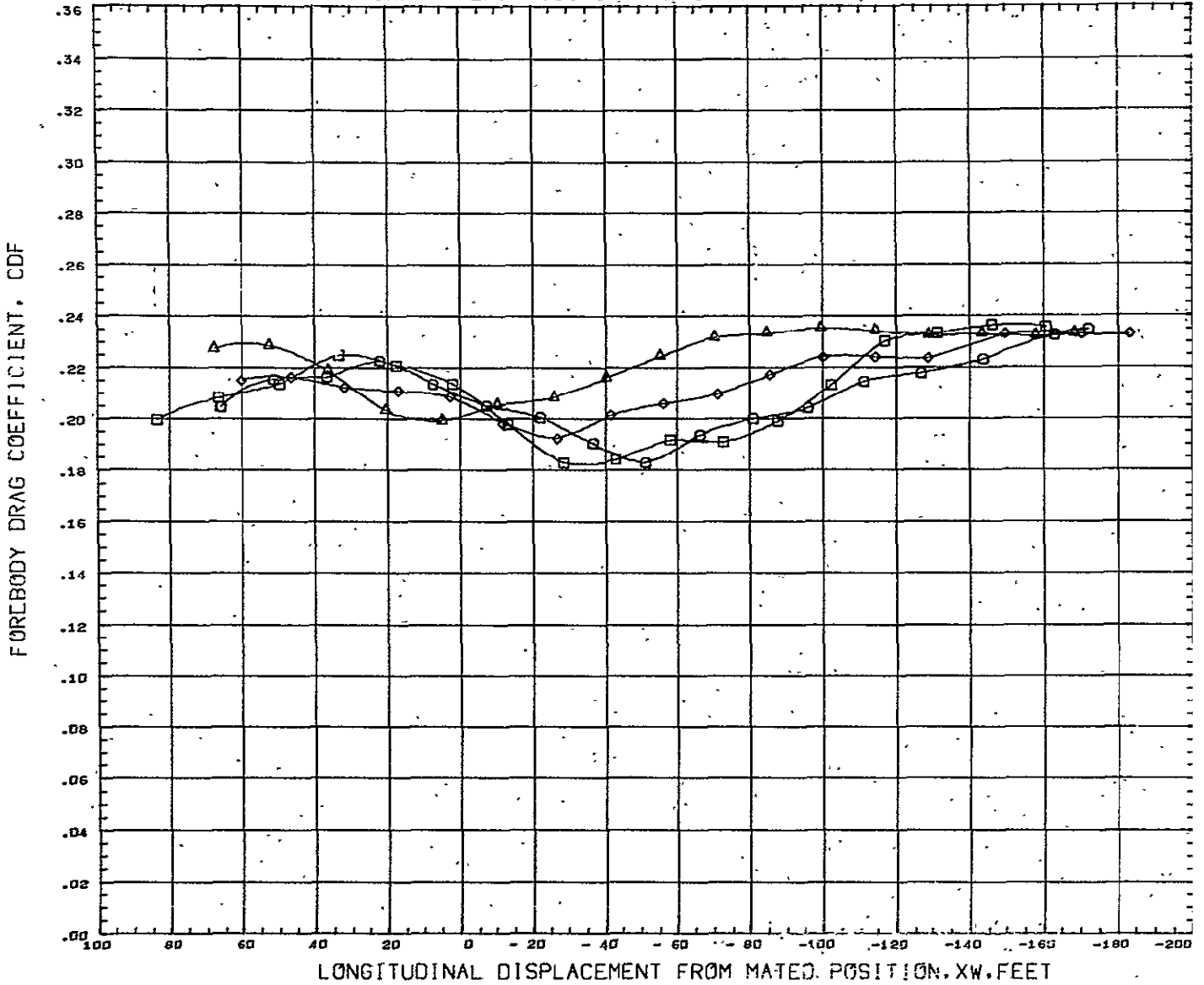
STRAIGHT-WING ORBITER CHARACTERISTICS IN PRESENCE OF DELTA-WING BOOSTER AT M=1.6



SYMBOL	GAP Z	PARAMETRIC VALUES		REFERENCE INFORMATION				
□	4.380	ALPHA0	-10.000	ALPHAB	-15.000	PLFS	5.4400	SQ IN
◇	13.380	MACH	1.600	BETA	0.000	REFL	1.1302	IN
○	29.380	HORZTL	0.000			REFB	5.2150	IN
△	54.380					XMRP	4.5255	IN
						YMRP	0.0000	IN
						ZMRP	0.6510	IN
						SCALE	0.0035	

DATA HIST. CODE #EVMHH

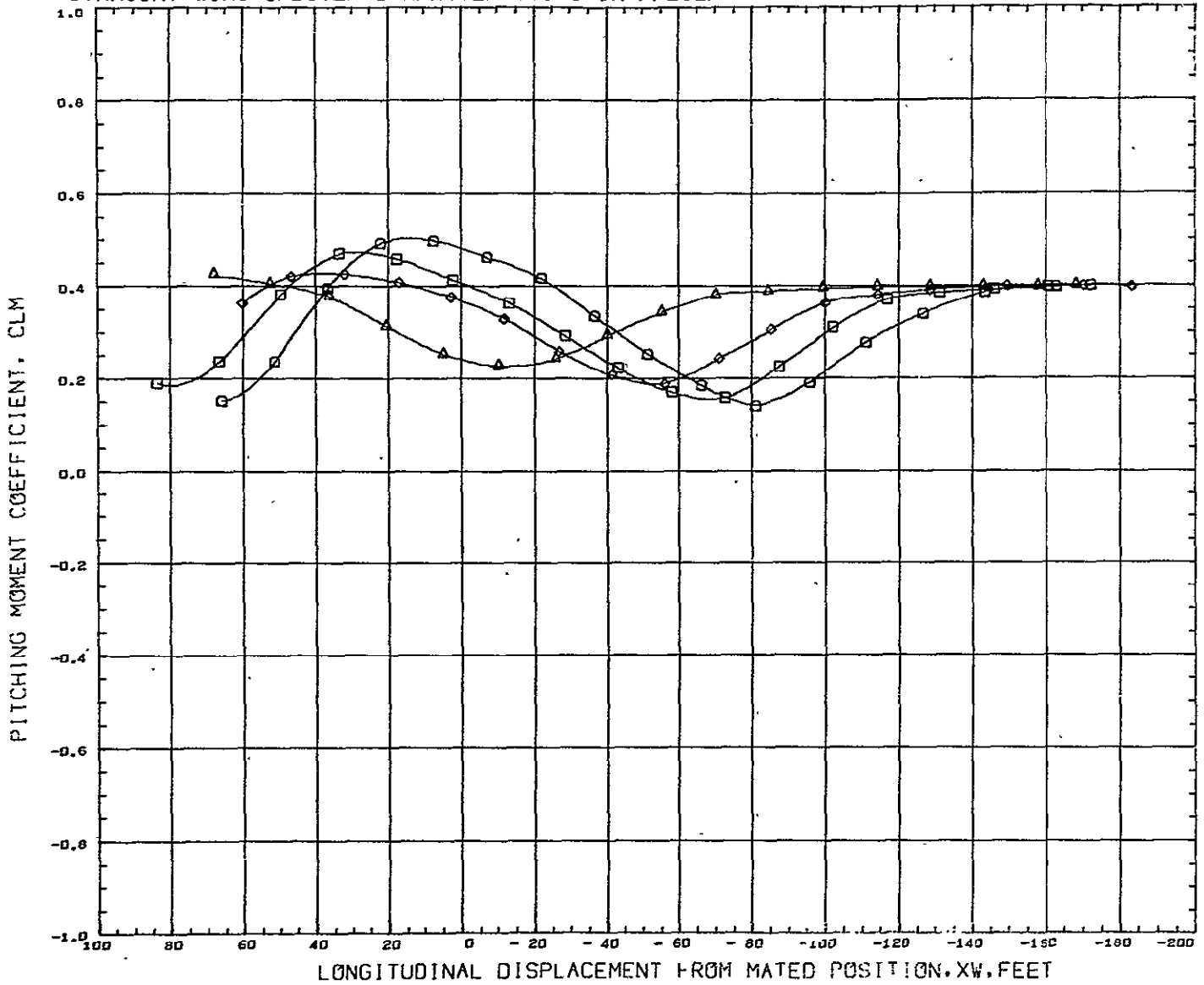
STRAIGHT-WING ORBITER CHARACTERISTICS IN PRESENCE OF DELTA-WING BOOSTER AT M=1.6



SYMBOL	CAP Z	PARAMETRIC VALUES			REFERENCE INFORMATION		
		ALPHA0	ALPHAB	BETA	REFS	REFL	REFB
○	4.380	10.000	-15.000	0.000	5.4400	1.1302	5.2150
□	13.380	1.600	0.000	0.000	4.5255	0.0000	0.6510
◇	29.380	0.000			0.0035		
△	54.380						

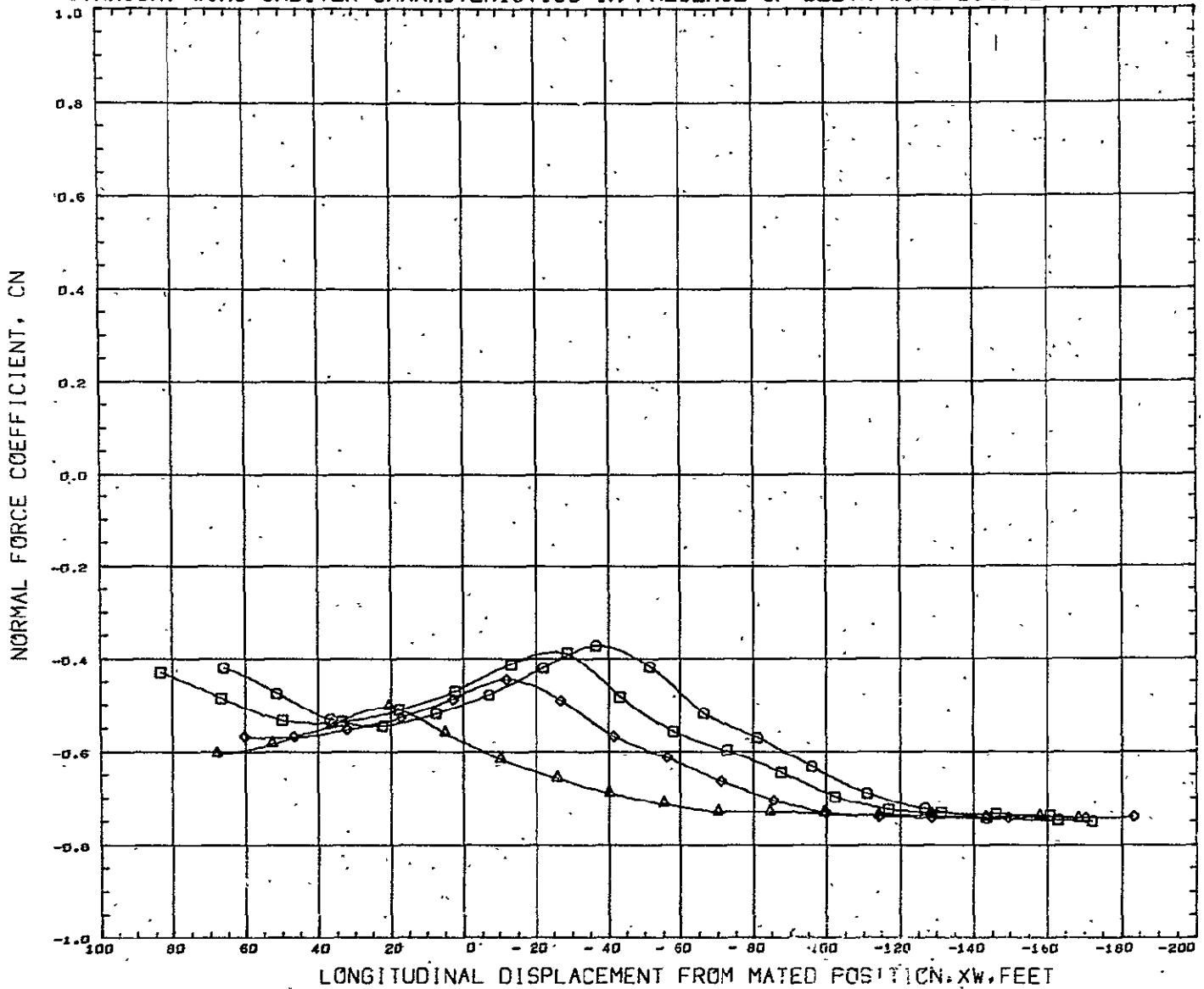
DATA HIST. CODE #EVHMH

STRAIGHT-WING ORBITER CHARACTERISTICS IN PRESENCE OF DELTA-WING BOOSTER AT M=1.6



SYMBOL	GAP Z	PARAMETRIC VALUES		REFERENCE INFORMATION	
□	4.380	ALPHA0	-10.000	ALPHAB	-15.000
◇	13.380	MACH	1.600	BETA	0.000
○	29.380	HORZTL	0.000		
△	54.380				
DATA HIST. CODE #EVMHH				REFS	5.4400 90 IN
				REFL	1.1302 IN
				REFB	5.2150 IN
				XMRP	4.5255 IN
				YMRP	0.0000 IN
				ZMRP	0.6510 IN
				SCALE	0.0035

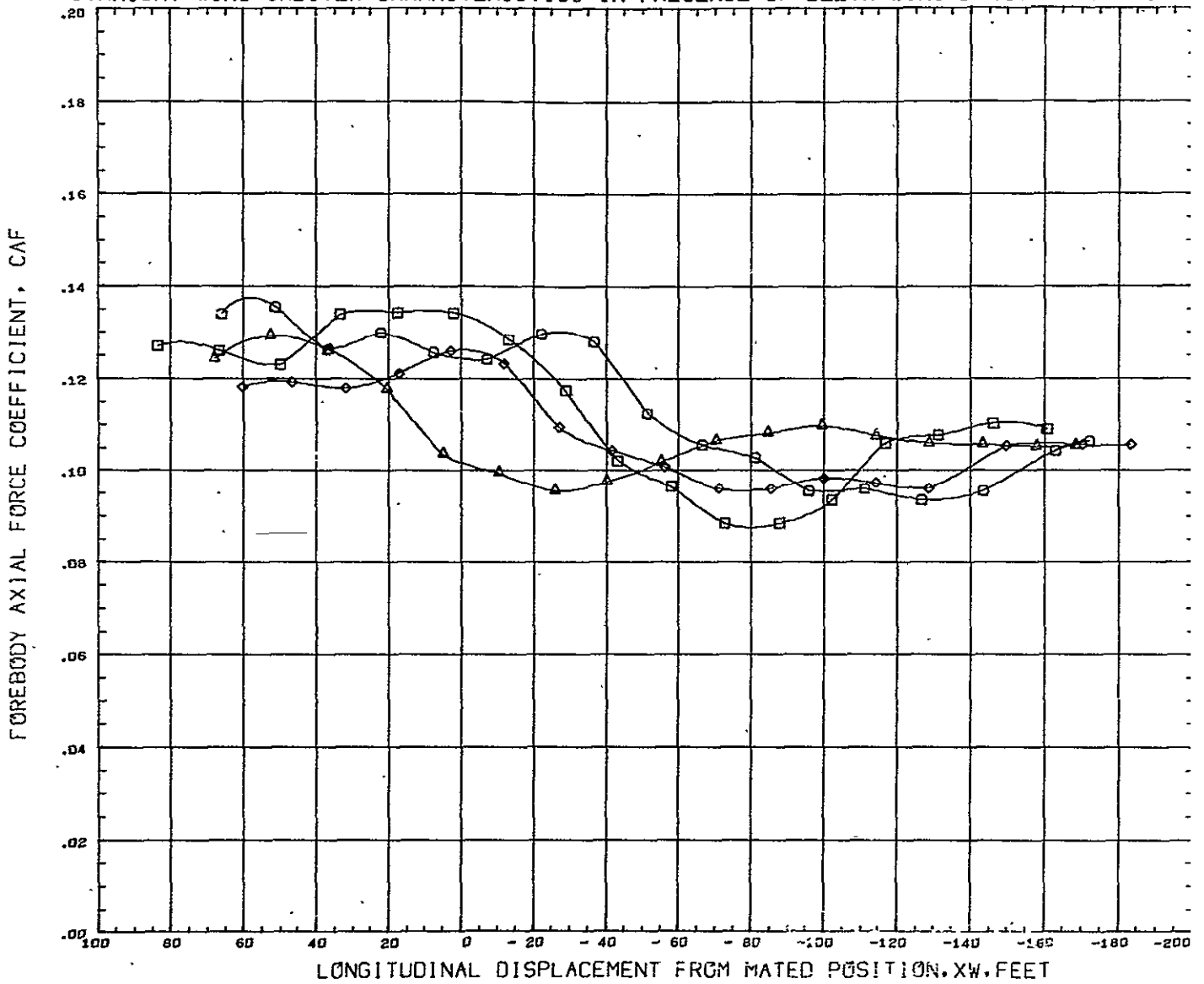
STRAIGHT-WING ORBITER CHARACTERISTICS IN PRESENCE OF DELTA-WING BOOSTER AT M=1.6



SYMBOL	GAP Z	PARAMETRIC VALUES				REFERENCE INFORMATION		
□	4.380	ALPHA0	-10.000	ALPHA0	-15.000	REFS.	5.4400	SQ IN
◇	13.380	MACH	1.600	BETA	0.000	REFL	1.1302	IN
○	29.380	HORZTL	0.000			REFD	5.2150	IN
△	54.380					XHRF	4.5255	IN
						YHRF	0.0000	IN
						ZHRF	0.5510	IN
						SCALE	0.0035	

DATA HIST. CODE 2EVHMM

STRAIGHT-WING ORBITER CHARACTERISTICS IN PRESENCE OF DELTA-WING BOOSTER AT M=1.6

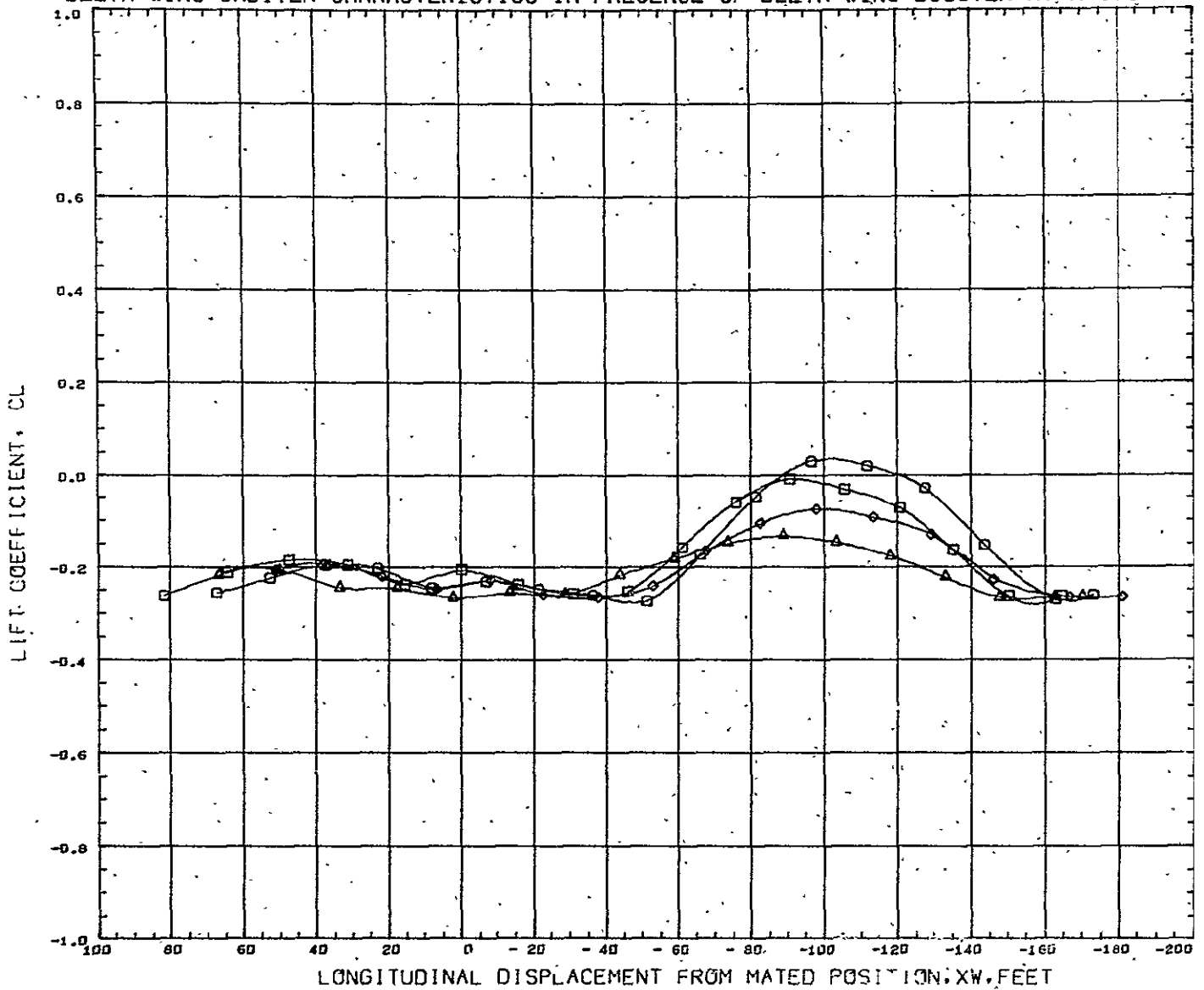


SYMBOL	GAP Z	PARAMETRIC VALUES			
□	4.380	ALPHA0	-10.000	ALPHA8	-15.000
◇	13.380	MACH	1.600	BETA	0.000
○	29.380	HCRZTL	0.000		
△	54.380				

REFERENCE INFORMATION		
REFS	5.4400	SQ IN
REFL	1.1302	IN
REFB	5.2150	IN
XMRP	4.5255	IN
YMRP	0.0000	IN
ZMRP	0.6510	IN
SCALE	0.0035	

DATA HIST. CODE #EVMMH

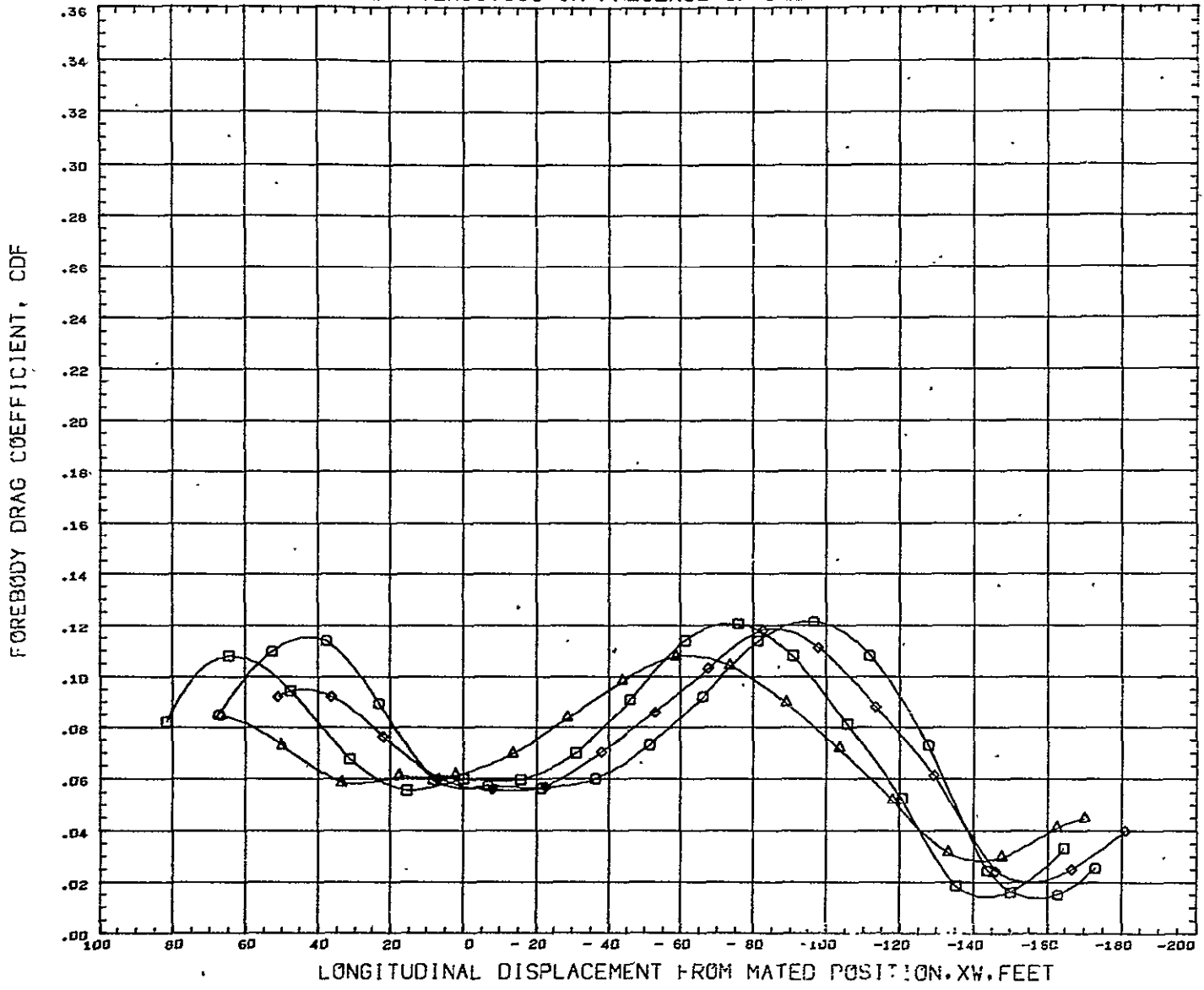
DELTA-WING ORBITER CHARACTERISTICS IN PRESENCE OF DELTA-WING BOOSTER AT M=1.1



SYMBOL	GAP Z	PARAMETRIC VALUES				REFERENCE INFORMATION		
		ALPHA0	HACH	ALPHAB	BETA	REFS	REFL	REFB
□	4.380	0.000	1.100	0.000	0.000	10.7320	2.8742	4.9798
◇	13.380	0.000	0.000	0.000	0.000	XNRP	4.9788	0.0000
◇	29.380	0.000	0.000	0.000	0.000	YNRP	0.4550	0.0035
△	54.380					ZMRP		

DATA HIST. CODE : 0EVHHH

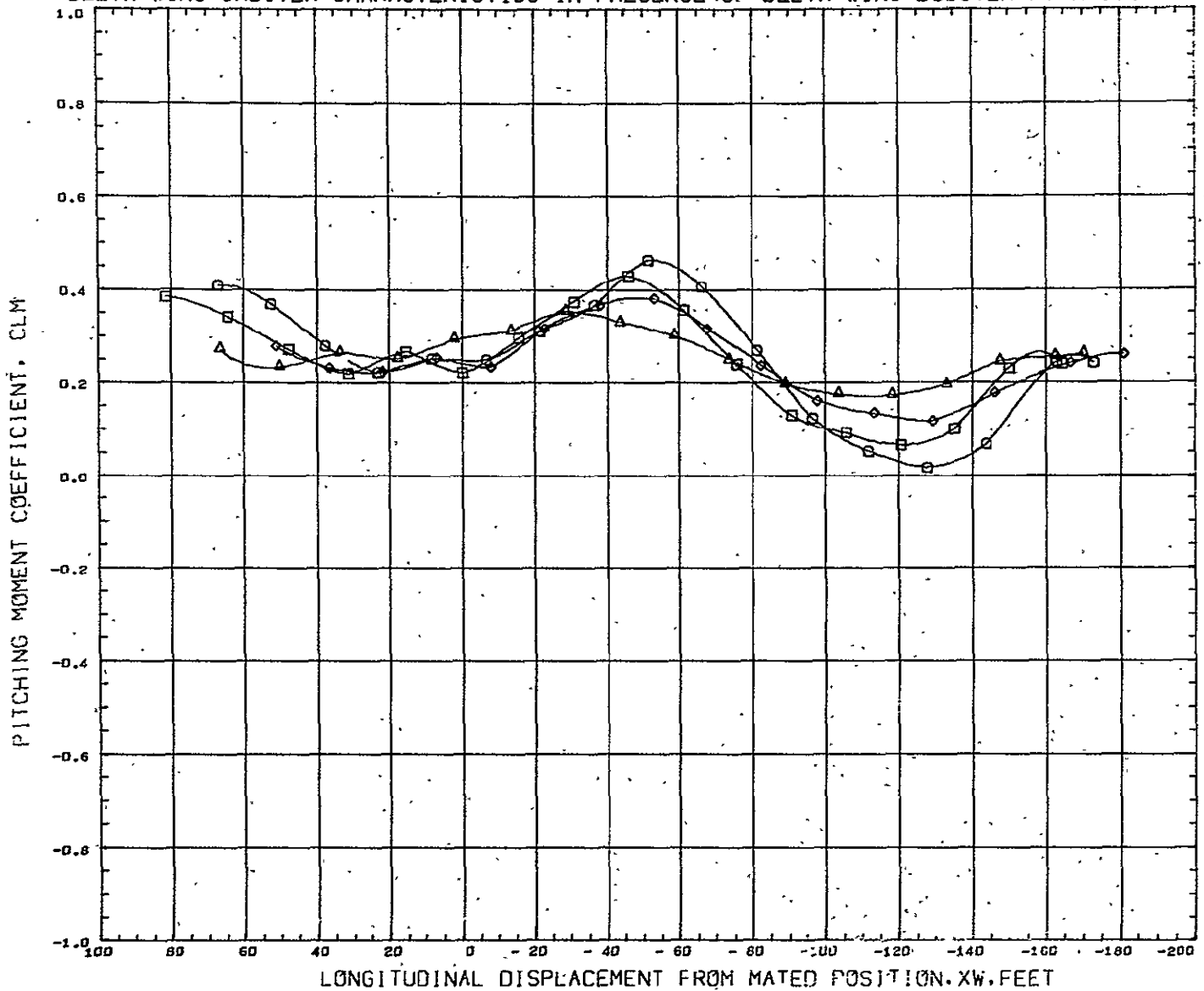
DELTA-WING ORBITER CHARACTERISTICS IN PRESENCE OF DELTA-WING BOOSTER AT M=1.1



SYMBOL	GAP Z	PARAMETRIC VALUES				REFERENCE INFORMATION		
		ALPHA0	BETA	ALPHA8	RUDDER	REFS	REFL	SE IN
□	4.380	0.000	1.100	0.000	0.000	10.7320	2.8742	IN
◇	13.380	0.000	1.100	0.000	0.000	REFB	4.9798	IN
○	29.380	0.000	1.100	0.000	0.000	XMRP	4.9788	IN
△	54.380	0.000	1.100	0.000	0.000	YMRP	0.0000	IN
						ZMRP	0.4550	IN
						SCALE	0.0035	

DATA HIST. CODE #EVMMH

DELTA-WING ORBITER CHARACTERISTICS IN PRESENCE OF DELTA-WING BOOSTER AT M=1.1



SYMBOL	GAP Z	PARAMETRIC VALUES				REFERENCE INFORMATION		
		ALPHA0	ALPHAB	BETA	RUDDER	REFS	REFL	REFB
□	4.300	0.000	0.000	0.000	10.7320	2.8742	4.9798	SQ IN
◇	13.300	1.100	0.000	0.000	4.9798	4.9798	0.0000	IN
○	29.300	0.000	0.000	0.000	4.9798	0.0000	0.4550	IN
△	54.300				0.4550	0.0035		IN

DATA HIST. CODE #EVMMH

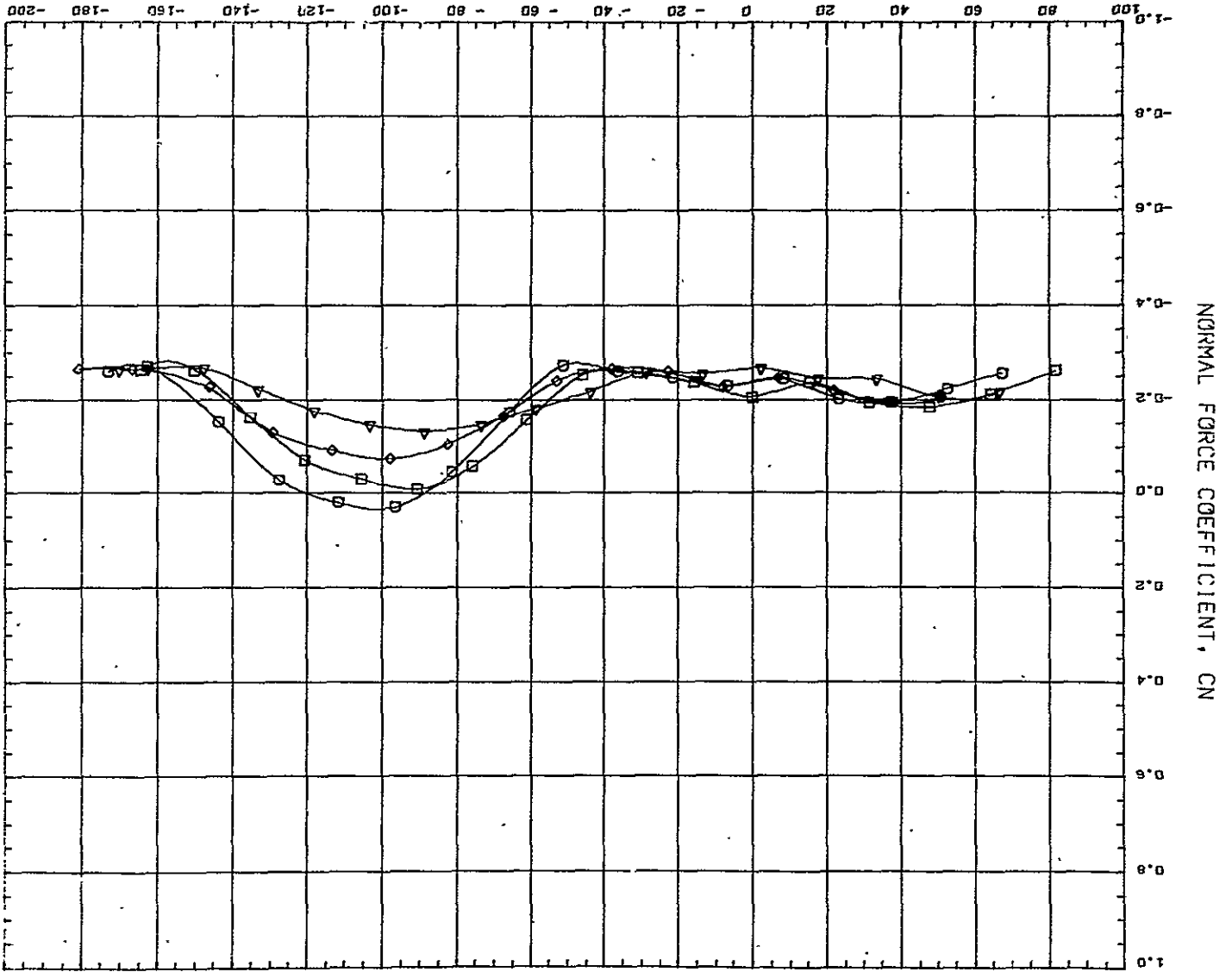
REFS	10.7320	SQ IN
REFL	2.8742	IN
REFL	4.9798	IN
XMRP	4.9788	IN
YMRP	0.0000	IN
ZMRP	0.4550	IN
SCALE	0.0035	IN

PARAMETRIC VALUES	ALPHA	0.000	ALPHAB	0.000
	BETA	1.100	BETA	0.000
	RUDDER	0.000	RUDDER	0.000
	ELVATR	0.000	ELVATR	54.380

CAF 2	4.380	ALPHA
	13.380	MACH
	29.380	ELVATR
	54.380	RUDDER

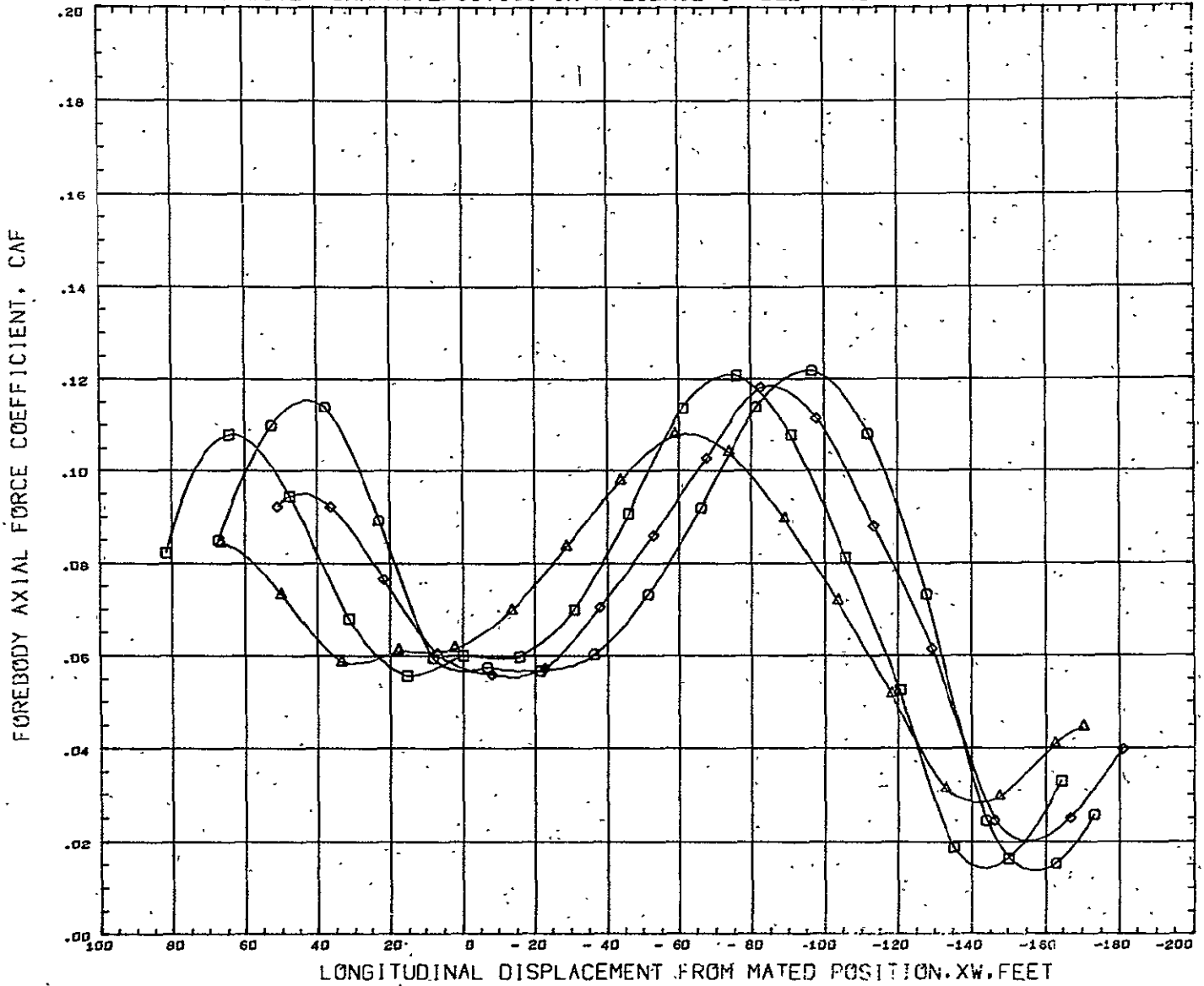
REFERENCE INFORMATION

LONGITUDINAL DISPLACEMENT FROM MATED POSITION, XW, FEET



DELTA-WING ORBITER CHARACTERISTICS IN PRESENCE OF DELTA-WING BOOSTER AT M=1.1

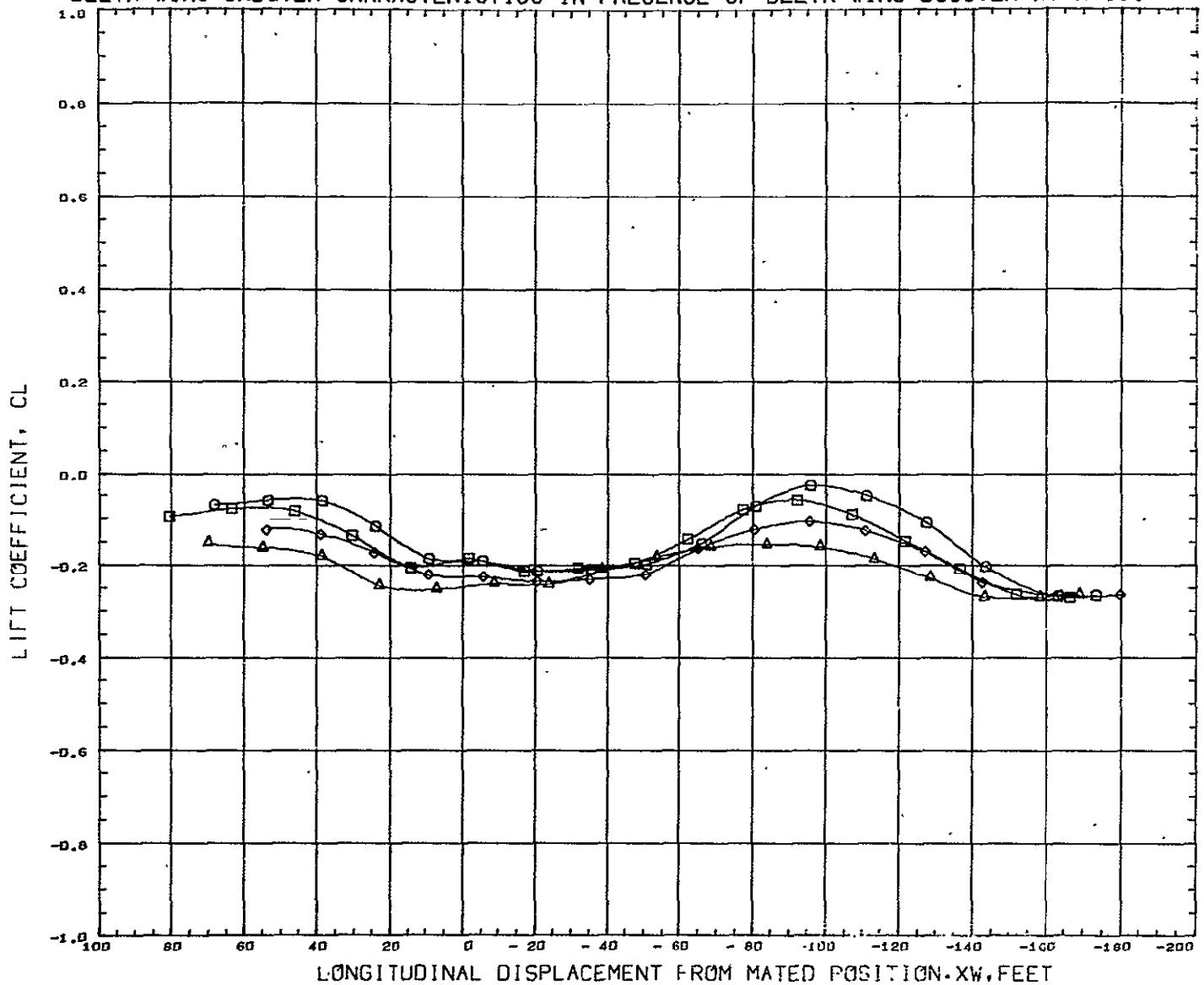
DELTA-WING ORBITER CHARACTERISTICS IN PRESENCE OF DELTA-WING BOOSTER AT M=1.1



SYMBOL	GAF Z	PARAMETRIC VALUES				REFERENCE INFORMATION	
○	4.380	ALPHA0	0.000	ALPHA8	0.000	REFS	10.7320 SQ IN
□	13.380	MACH	1.100	BETA	0.000	REFL	2.8742 IN
◇	29.380	ELVATE	0.000	RUDDER	0.000	REFB	4.9798 IN
△	54.380					XMRP	4.9788 IN
						YHRP	0.0000 IN
						ZHRP	0.4550 IN
						SCALE	0.0035

DATA HIST. CODE #EVHMH

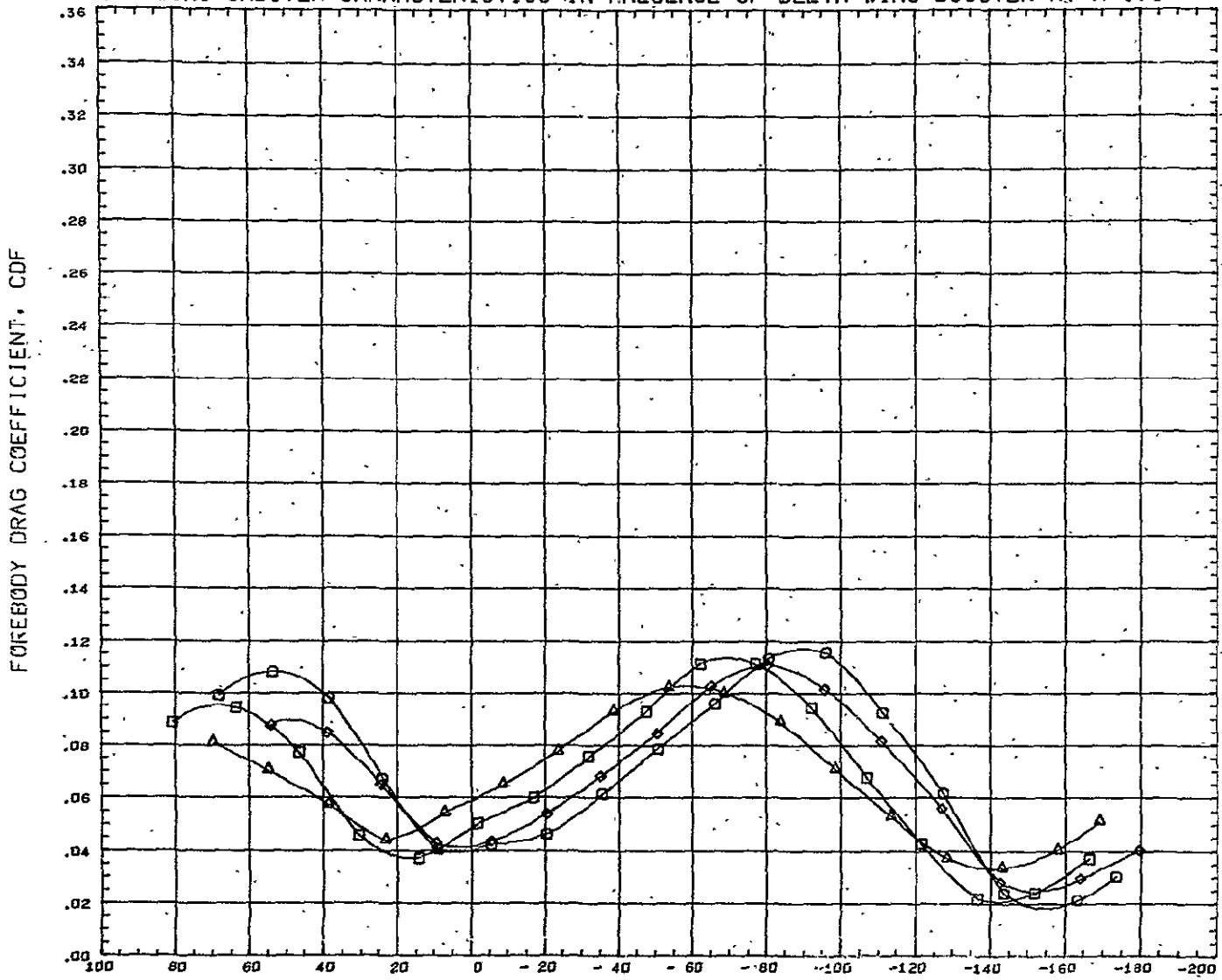
DELTA-WING ORBITER CHARACTERISTICS IN PRESENCE OF DELTA-WING BOOSTER AT M=1.1



SYMBOL	GAF Z	PARAMETRIC VALUES				REFERENCE INFORMATION		
□	4.380	ALPHA0	0.000	ALPHAB	- 5.000	REFS	10.7320	SQ IN
◇	13.380	MACH	1.100	BETA	0.000	REFL	2.8742	IN
◇	29.380	ELVATR	0.500	RUDDER	0.000	REFB	4.9798	IN
△	54.380					XMRP	4.9788	IN
						YMRP	0.0000	IN
						ZMRP	0.4550	IN
						SCALE	0.0035	

DATA HIST. CODE #EVMHM

DELTA-WING ORBITER CHARACTERISTICS IN PRESENCE OF DELTA-WING BOOSTER AT M=1.1

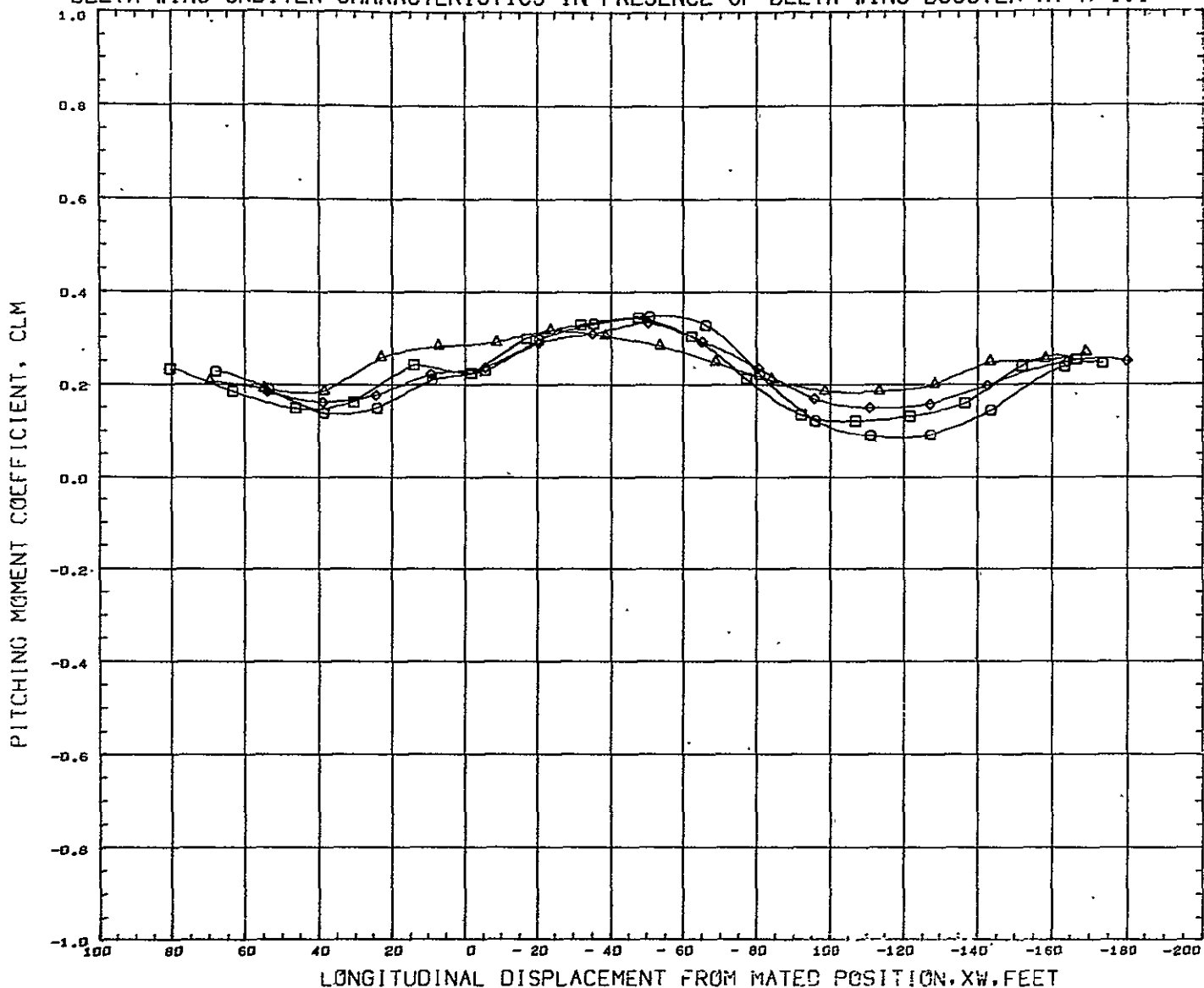


LONGITUDINAL DISPLACEMENT FROM MATED POSITION, XW, FEET

SYMBOL	GAP Z	PARAMETRIC VALUES				REFERENCE INFORMATION		
□	4.380	ALPHA0	0.000	ALPHA8	- 5.000	PCFS	10.7320	96 IN-
◇	13.300	HACH	1.100	BETA	0.000	REPL	2.8742	IN
◇	29.380	ELVATR	0.000	RUDDER	0.000	REFB	4.9798	IN
△	54.380					XMRP	4.9788	IN
						YMRP	0.0000	IN
						ZMRP	0.4550	IN
						SCALE	0.0035	

DATA HIST. CODE #EVMM

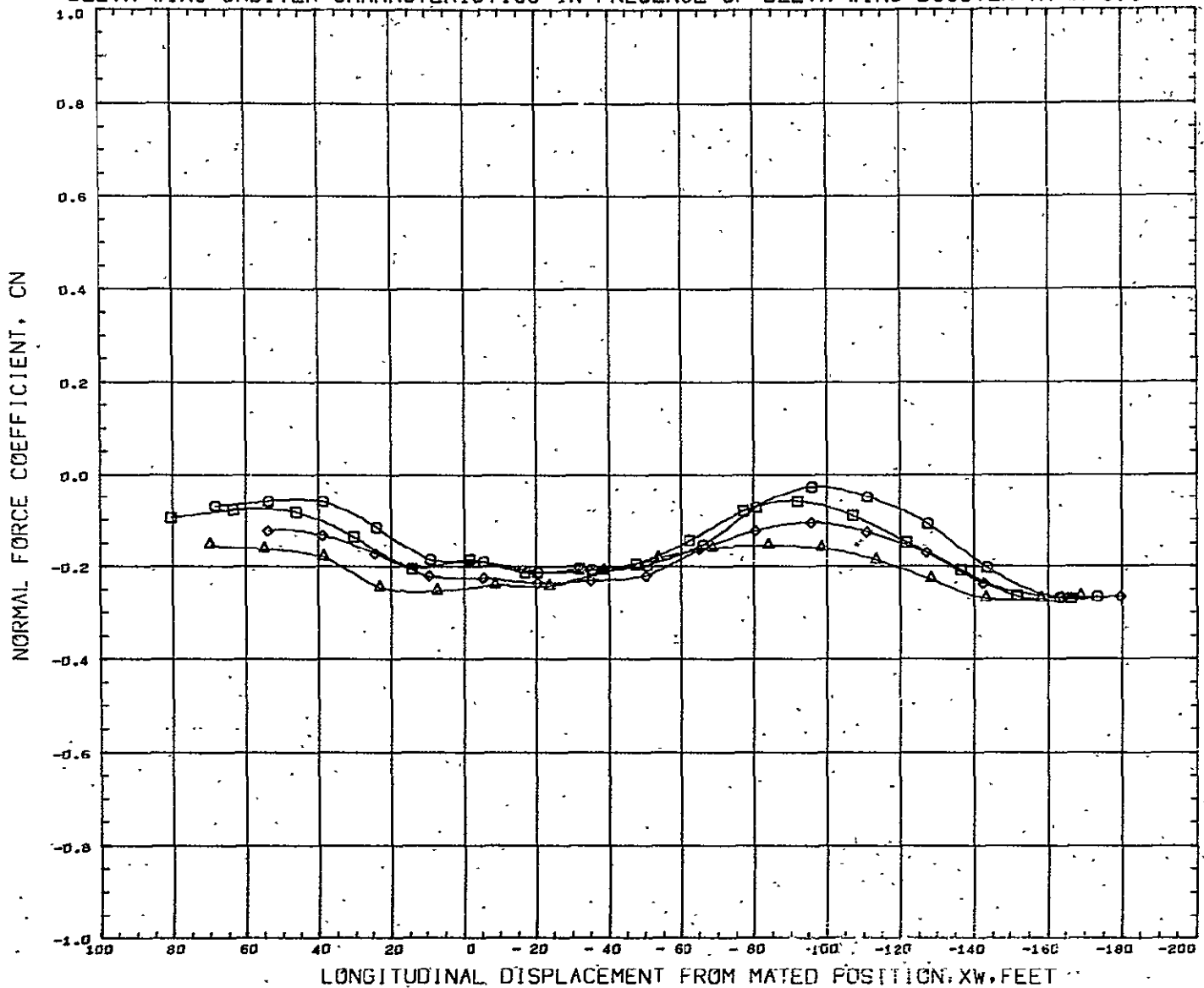
DELTA-WING ORBITER CHARACTERISTICS IN PRESENCE OF DELTA-WING BOOSTER AT M=1.1



SYMBOL	GAP Z	PARAMETRIC VALUES				REFERENCE INFORMATION		
		ALPHA0	BETA	ALPHA5	RUDDER	REFS	REFL	SQ IN
□	4.385	0.000	1.100	- 5.000	0.000	10.7320	2.8742	IN
◇	13.385	0.000	1.100	0.000	0.000	4.9798	4.9788	IN
◊	29.385	0.000	1.100	0.000	0.000	0.0000	0.4550	IN
△	54.385	0.000	1.100	0.000	0.000	0.0035		IN

DATA HIST. CODE *EVMMH

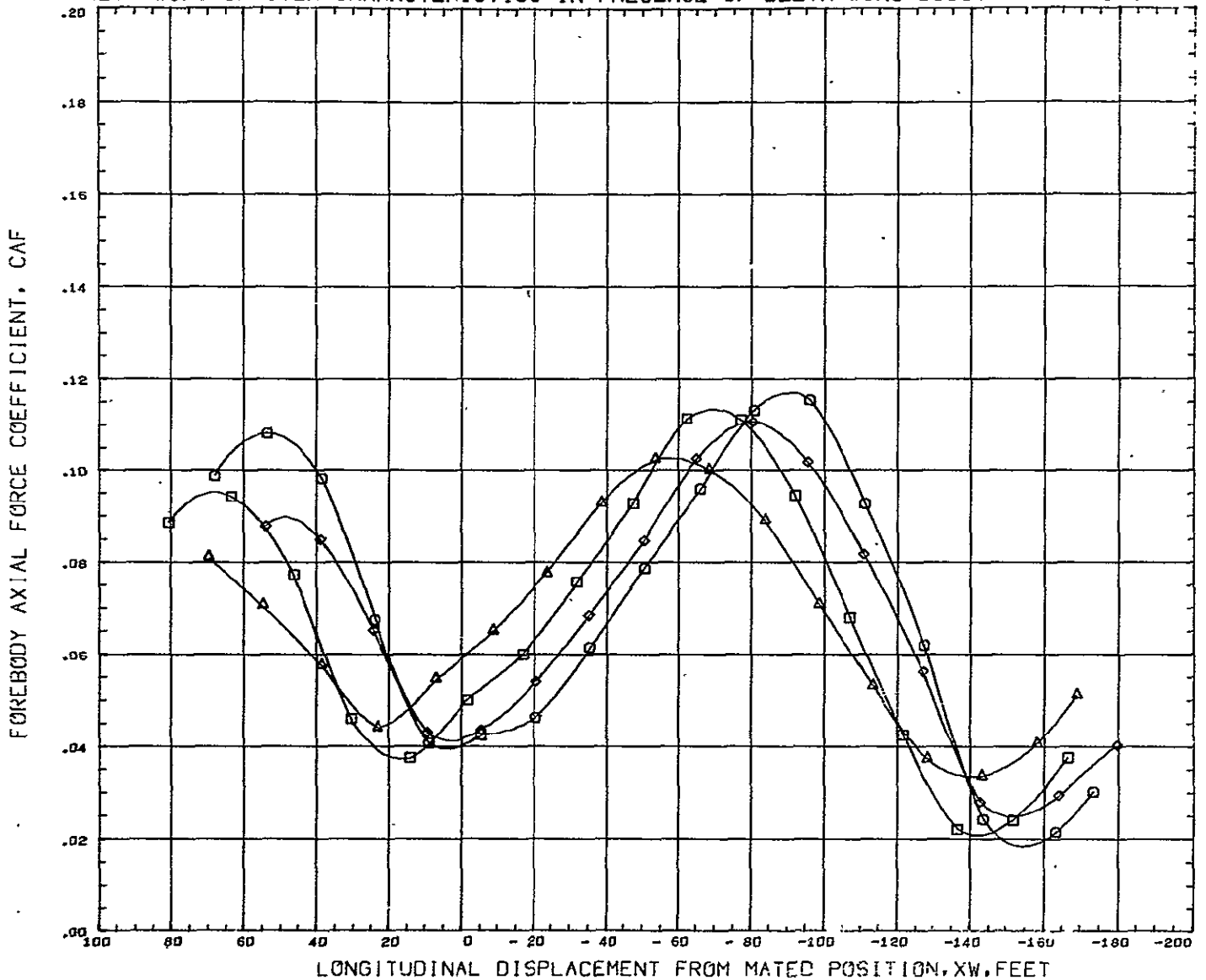
DELTA-WING ORBITER CHARACTERISTICS IN PRESENCE OF DELTA-WING BOOSTER AT M=1.1



SYMBOL	GAP Z	PARAMETRIC VALUES				REFERENCE INFORMATION		
○	4.380	ALPHA0	0.000	ALPHAB	- 5.000	REFS	10.7320	SQ IN
□	13.380	MACH	1.100	BETA	0.000	REFL	2.8742	IN
◇	29.380	ELVATR	0.000	RUDDER	0.000	REFD	4.9798	IN
△	54.380					YHRP	4.9788	IN
						ZHRP	0.0000	IN
						ZHRP	0.4550	IN
						SCALE	0.0035	

DATA HIST. CODE #EVHHH

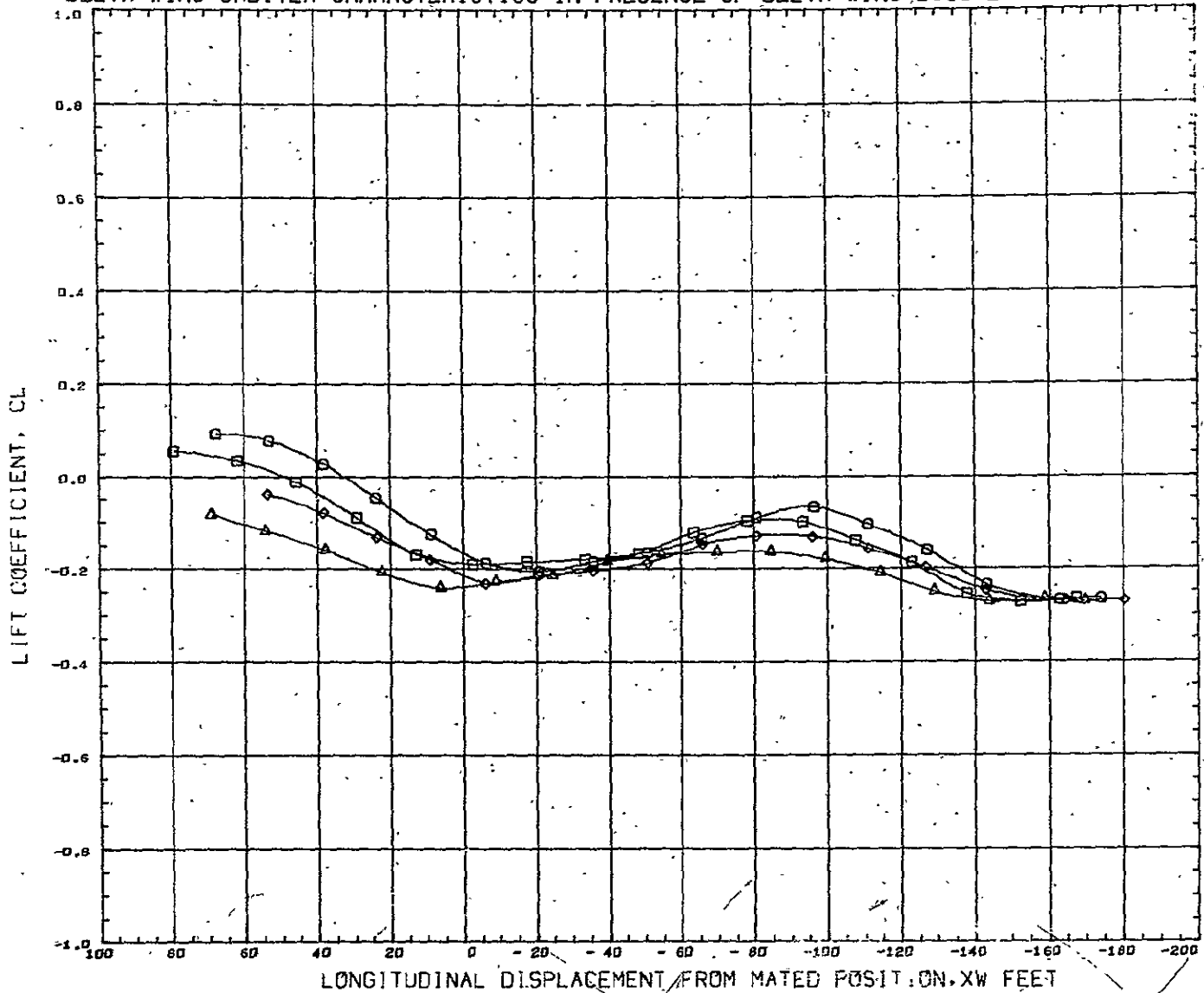
DELTA-WING ORBITER CHARACTERISTICS IN PRESENCE OF DELTA-WING BOOSTER AT M=1.1



SYMBOL	GAF Z	PARAMETRIC VALUES				REFERENCE INFORMATION		
○	4.380	ALPHA0	0.000	ALPHAB	- 5.000	REFS	10.7320	SQ IN
□	13.380	MACH	1.100	BETA	0.000	REFL	2.8742	IN
◇	29.380	ELVATR	0.000	RUDDER	0.000	REFB	4.9798	IN
△	54.380					XMRP	4.9788	IN
						YMRP	0.0000	IN
						ZMRP	0.4550	IN
						SCALE	0.0035	

DATA HIST. CODE #EVHMH

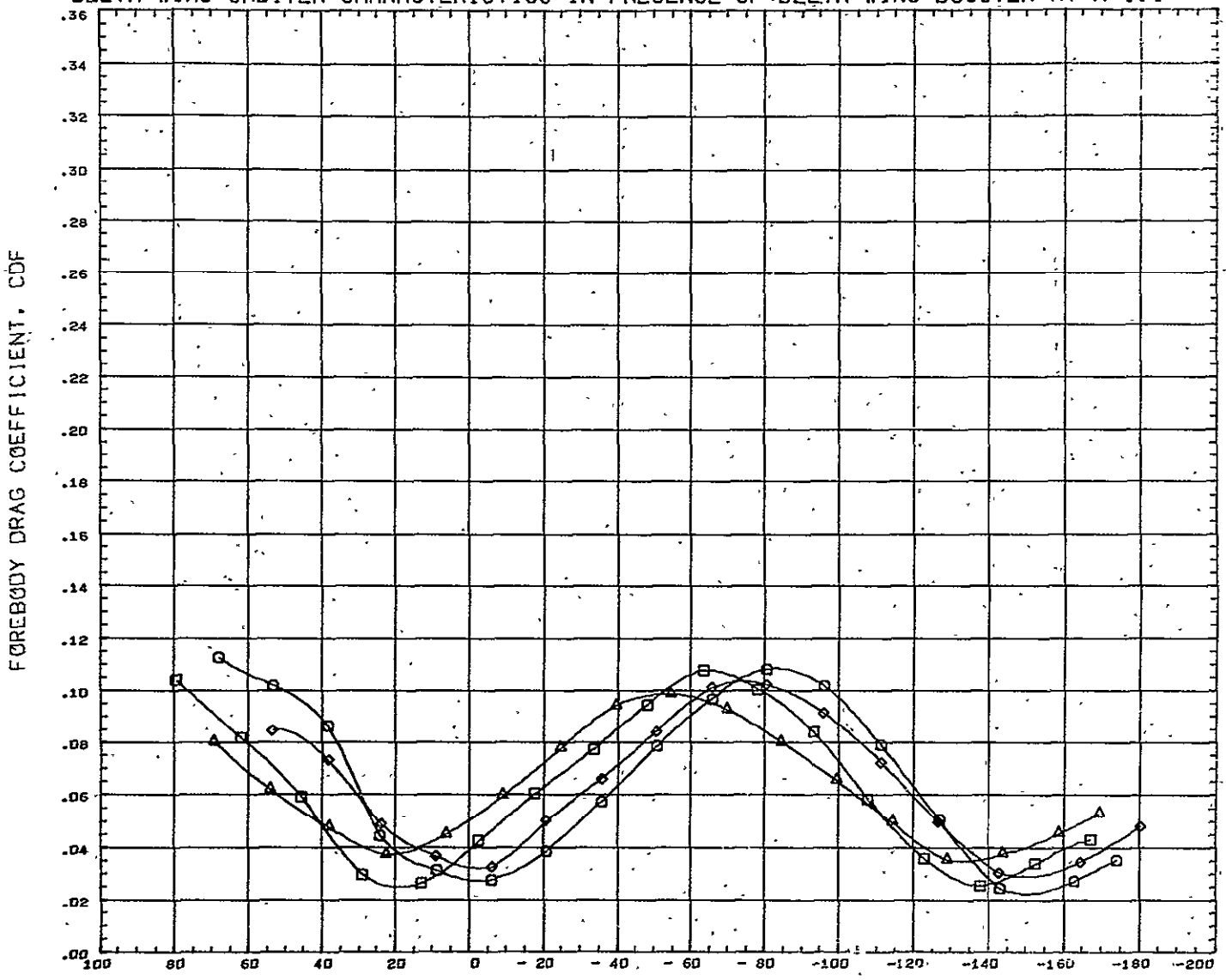
DELTA-WING ORBITER CHARACTERISTICS IN PRESENCE OF DELTA-WING BOOSTER AT M=1.1



SYMBOL	GAP Z	PARAMETRIC VALUES				REFERENCE INFORMATION		
○	4.380	ALPHA0	0.000	ALPHA8	-10.000	REFS	10.7320	50 IN
□	13.380	MACH	1.100	BETA	0.000	REFL	2.8742	IN
◇	29.380	ELVATR	0.000	RUDDER	0.000	REFB	4.9296	IN
△	54.380					XMRP	4.9788	IN
						YMRP	0.0000	IN
						ZMRP	0.4550	IN
						SCALE	0.0035	

DATA HIST. CODE #EVMMH

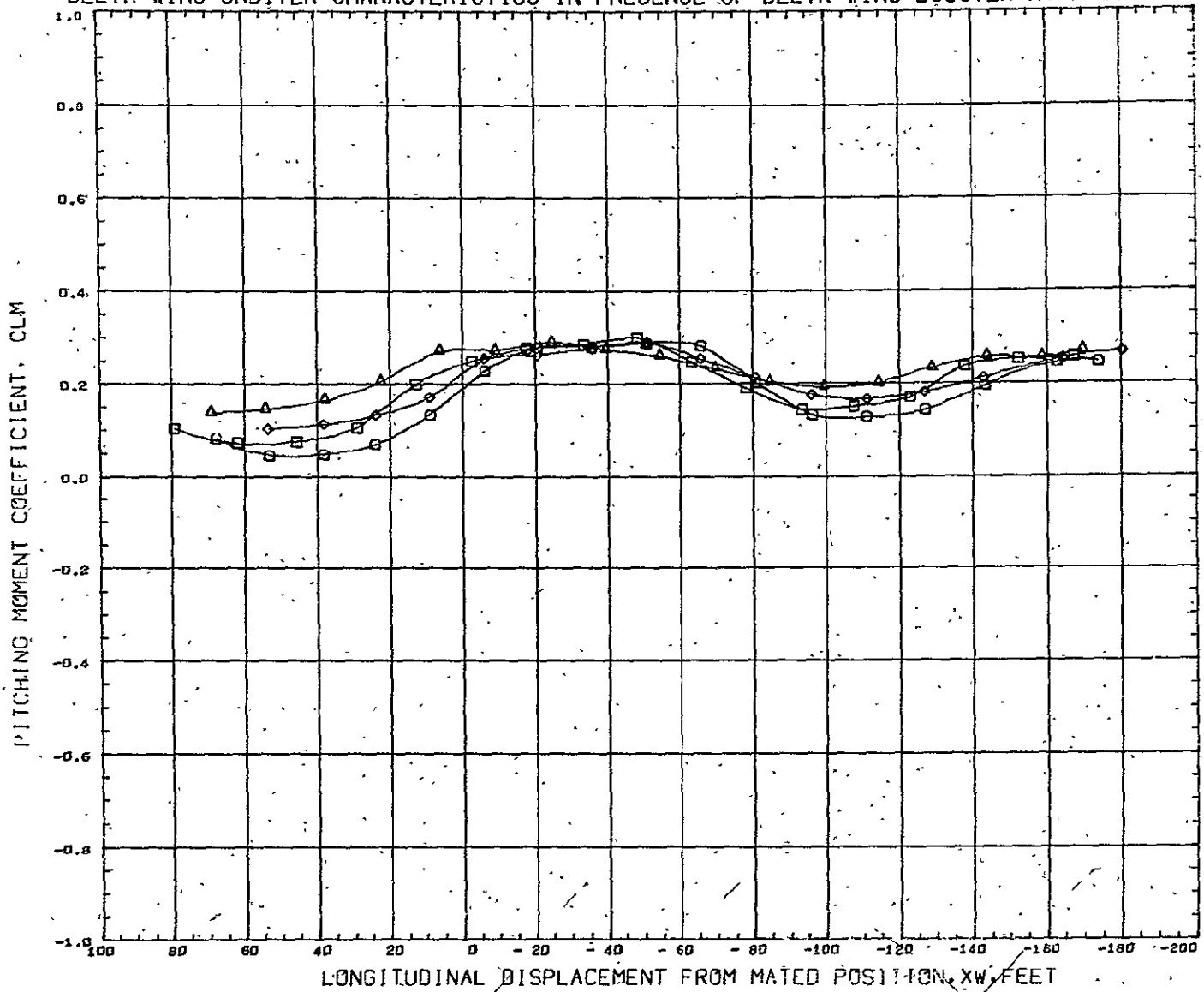
DELTA-WING ORBITER CHARACTERISTICS IN PRESENCE OF DELTA-WING BOOSTER AT M=1.1



SYMBOL	GAP Z	PARAMETR C VALUES				REFERENCE INFORMATION		
○	4.380	ALPHA0	0.000	ALPHAB	-10.000	REFS	10.7320	Sq IN
□	13.380	HACH	1.100	BETA	0.000	REFL	2.8742	IN
◇	29.380	ELVATR	0.000	RUDDER	0.000	REFD	4.9798	IN
△	54.380					XMRP	4.9788	IN
						YMRP	0.0000	IN
						ZMRP	0.4550	IN
						SCALE	0.0035	

DATA HIST. CODE #EVMMH

DELTA-WING ORBITER CHARACTERISTICS IN PRESENCE OF DELTA-WING BOOSTER AT M=1.1

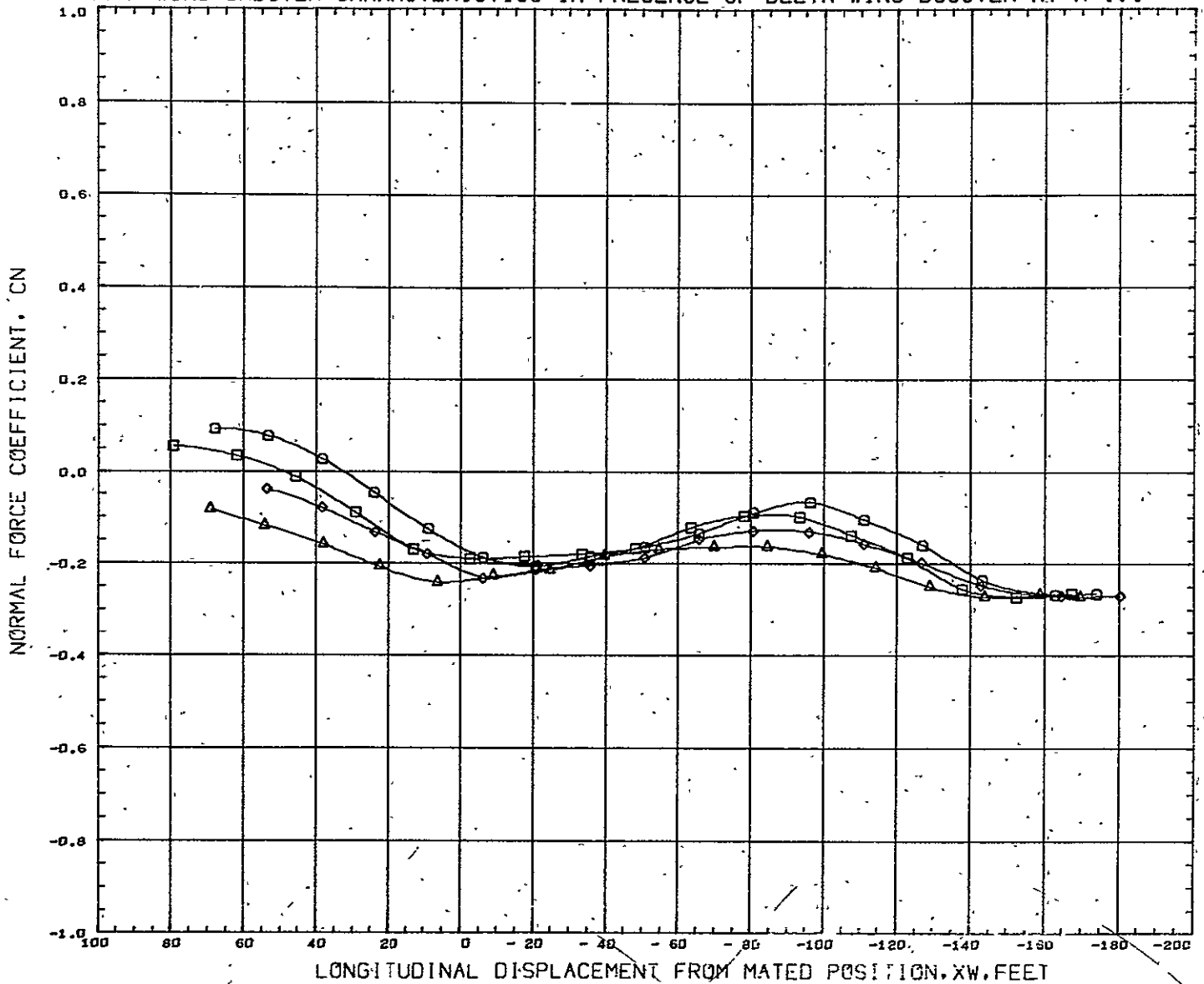


SYMBOL	GAP Z	PARAMETRIC VALUES			
□	4.380	ALPHA0	0.000	ALPHA8	-10.000
◇	13.380	MACH	1.100	BETA	0.000
○	29.380	ELVAT8	0.000	RUDDER	0.000
△	54.380				

REFERENCE INFORMATION		
REFS	10.7320	SQ. I
REFL	2.8742	IN
REFB	4.9798	IN
XMRP	4.9788	IN
YMRP	0.0000	IN
ZMRP	0.4550	IN
SCALE	0.0035	

DATA HIST. CODE #EVMMH

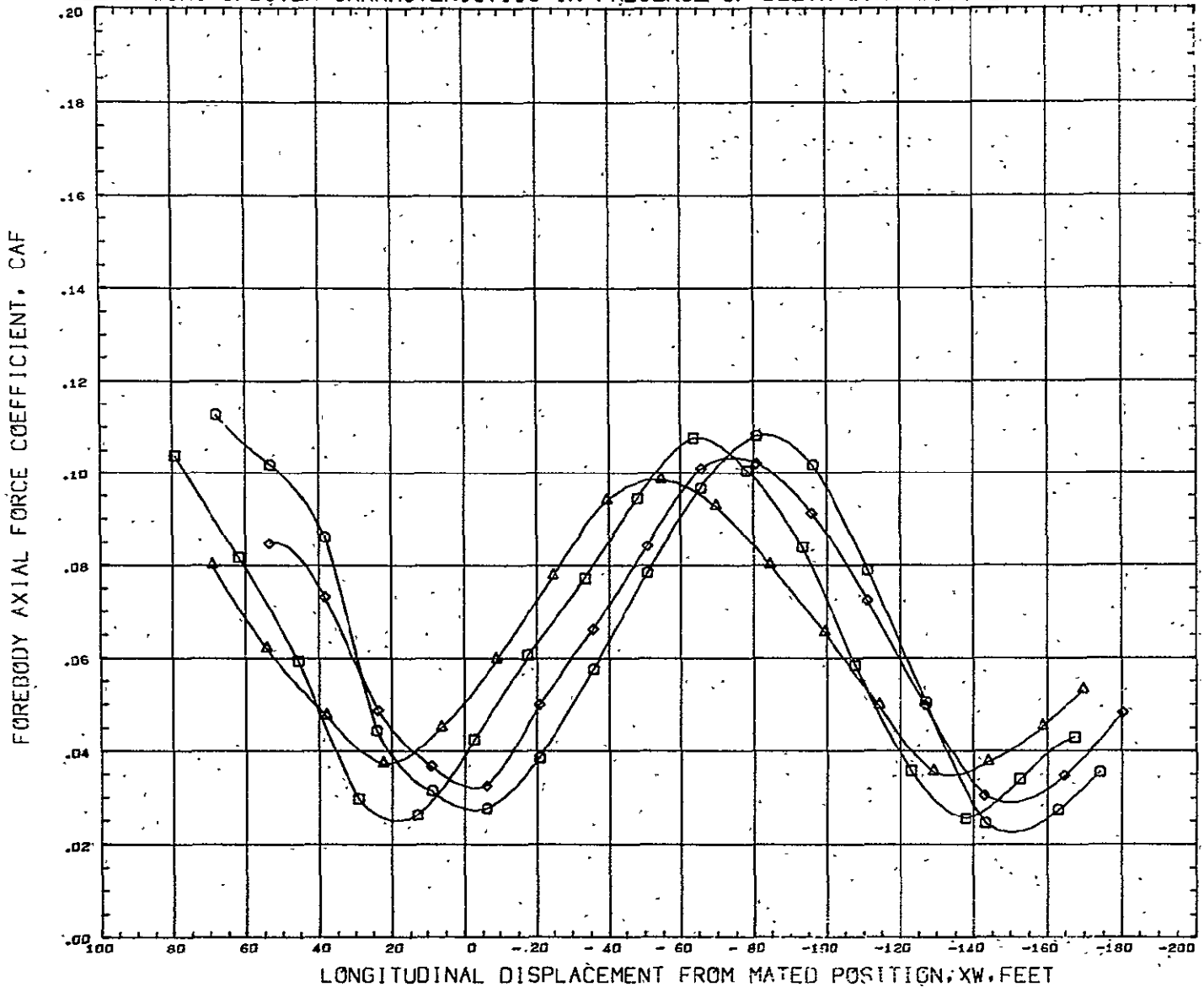
DELTA-WING ORBITER CHARACTERISTICS IN PRESENCE OF DELTA-WING BOOSTER AT M=1.1



SYMBOL	GAP Z	PARAMETRIC VALUES	REFERENCE INFORMATION
○	4.380	ALPHA0 0.000 ALPHA1 -10.000	REFS 10.7320 SQ IN
□	13.380	MACH 1.100 BETA 0.000	REFL 2.8742 IN
◇	29.380	ELVATR 0.000 RUDDER 0.000	REFB 4.9788 IN
△	54.380		XNRP 4.9788 IN
			YNRP 0.0000 IN
			ZMRP 0.0050 IN
			SCALE 0.0035

DATA HIST. CODE #EVHMH

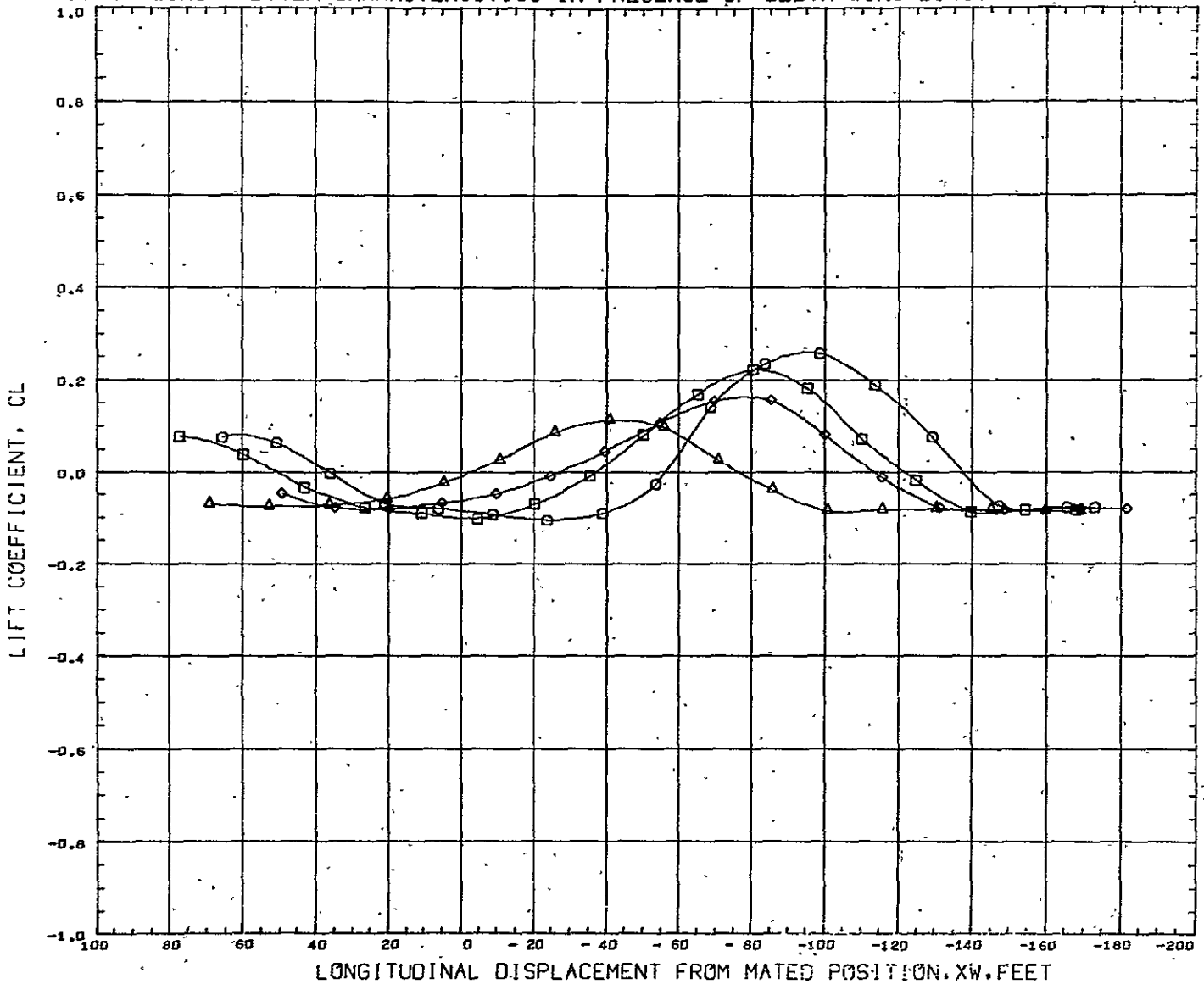
DELTA-WING ORBITER CHARACTERISTICS IN PRESENCE OF DELTA-WING BOOSTER AT M=1.1



SYMBOL	GAP Z	PARAMETRIC VALUES				REFERENCE INFORMATION		
□	4.380	ALPHA0	0.000	ALPHAB	-10.000	REFS	10.7320	SQ IN
◇	13.380	MACH	1.100	BETA	0.000	REFL	2.8742	IN
◊	29.380	ELVATR	0.000	RUDDER	0.000	REFB	4.9798	IN
△	54.380					XMRP	4.9788	IN
						YMRP	0.0000	IN
						ZMRP	0.4550	IN
						SCALE	0.0035	

DATA HIST. CODE *EVMMH

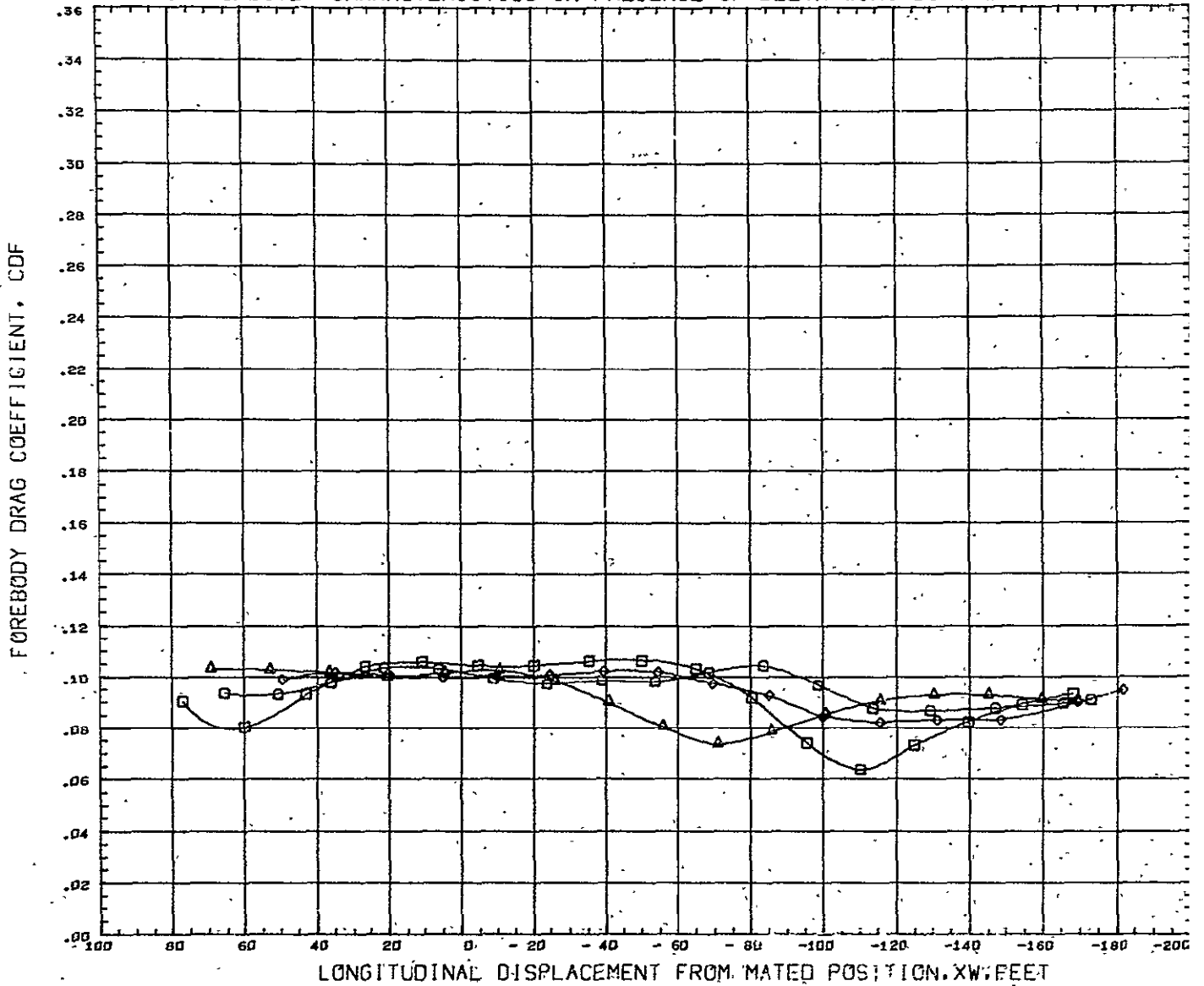
DELTA-WING ORBITER CHARACTERISTICS IN PRESENCE OF DELTA-WING BOOSTER AT M=1.6



SYMBOL	GAP Z	PARAMETRIC VALUES				REFERENCE INFORMATION		
○	4.380	ALPHA0	0.000	ALPHA8	0.000	REFS	10.7320	Sq IN
◻	13.380	MACH	1.600	BETA	0.000	REFL	2.8742	IN
◊	29.380	ELV4TR	-0.000	RUDDER	0.000	REFB	4.9798	IN
Δ	54.380					XMRP	4.9788	IN
						YMRP	0.0000	IN
						ZMRP	0.4550	IN
						SCALE	0.0035	

DATA HIST. CODE #EVHMM

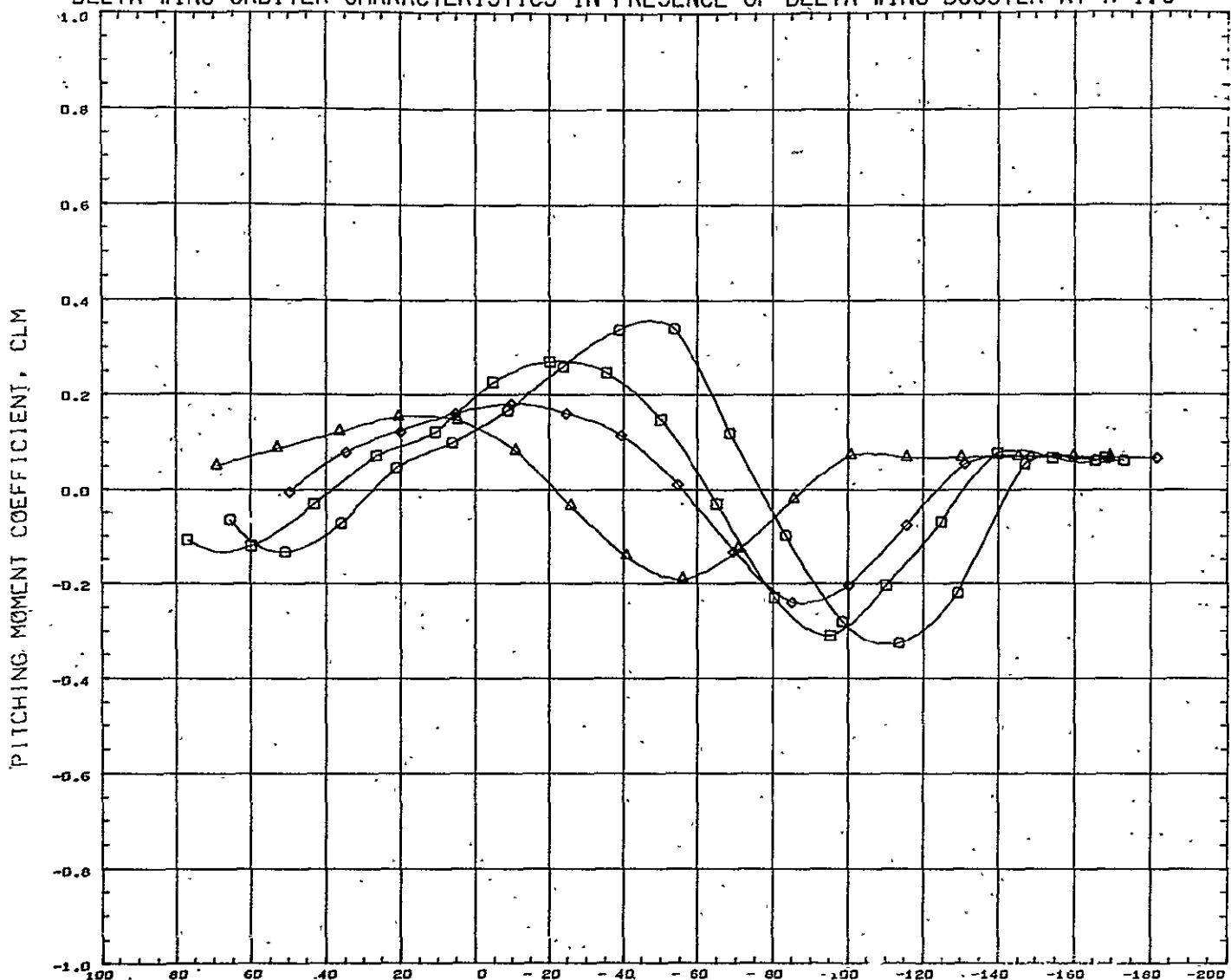
DELTA-WING ORBITER CHARACTERISTICS IN PRESENCE OF DELTA-WING BOOSTER AT M=1.6



SYMBOL	GAP Z	PARAMETRIC VALUES				REFERENCE INFORMATION		
		ALPHA0	BETA0	ALPHAB	BETAB	REFS	REFL	SQ IN
□	4.389	0.000	1.600	0.000	0.000	10.7320	2.8742	IN
◇	13.389	0.000	1.600	0.000	0.000	REFB	4.9798	IN
◊	29.389	0.000	1.600	0.000	0.000	XMRP	4.9788	IN
△	54.389	0.000	1.600	0.000	0.000	YMRP	0.0000	IN
						ZMRP	0.4550	IN
						SCALE	0.0035	

DATA HIST. CODE *EVHMM

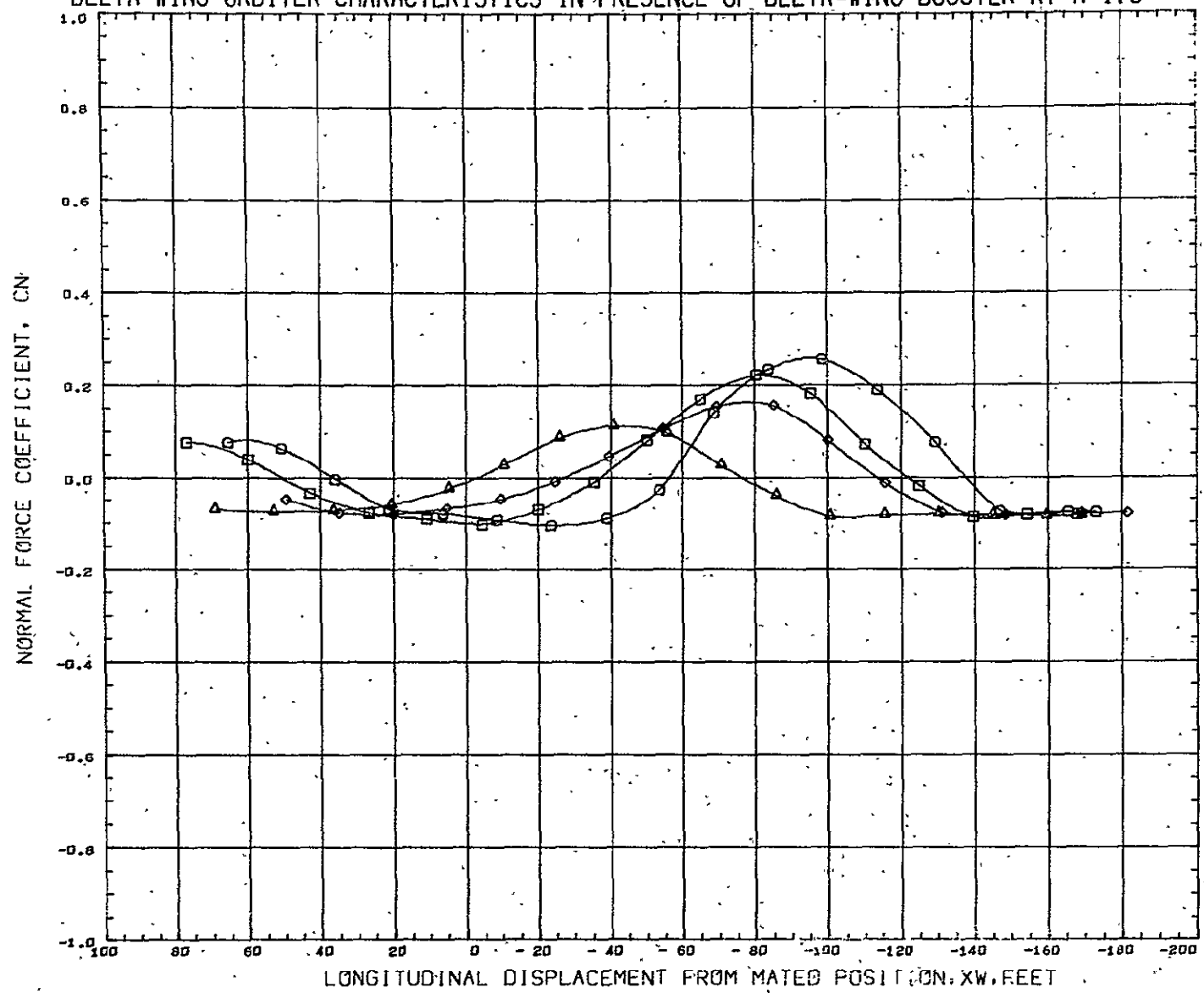
DELTA-WING ORBITER CHARACTERISTICS IN PRESENCE OF DELTA-WING BOOSTER AT M=1.6



SYMBOL	GAP Z	PARAMETRIC VALUES				REFERENCE INFORMATION		
○	4.380	ALPHA0	0.000	ALPHAB	0.000	REFS	10.7320	SQ IN
□	13.380	HACH	1.600	BETA	0.000	REFL	2.8742	IN
◇	29.380	ELVATR	0.000	RUDDER	0.000	REFE	4.9798	IN
△	54.380					XNRP	4.9788	IN
						YHRF	0.0000	IN
						ZHRF	0.4550	IN
						SCALE	0.0035	

DATA HIST. CODE #EVMHM

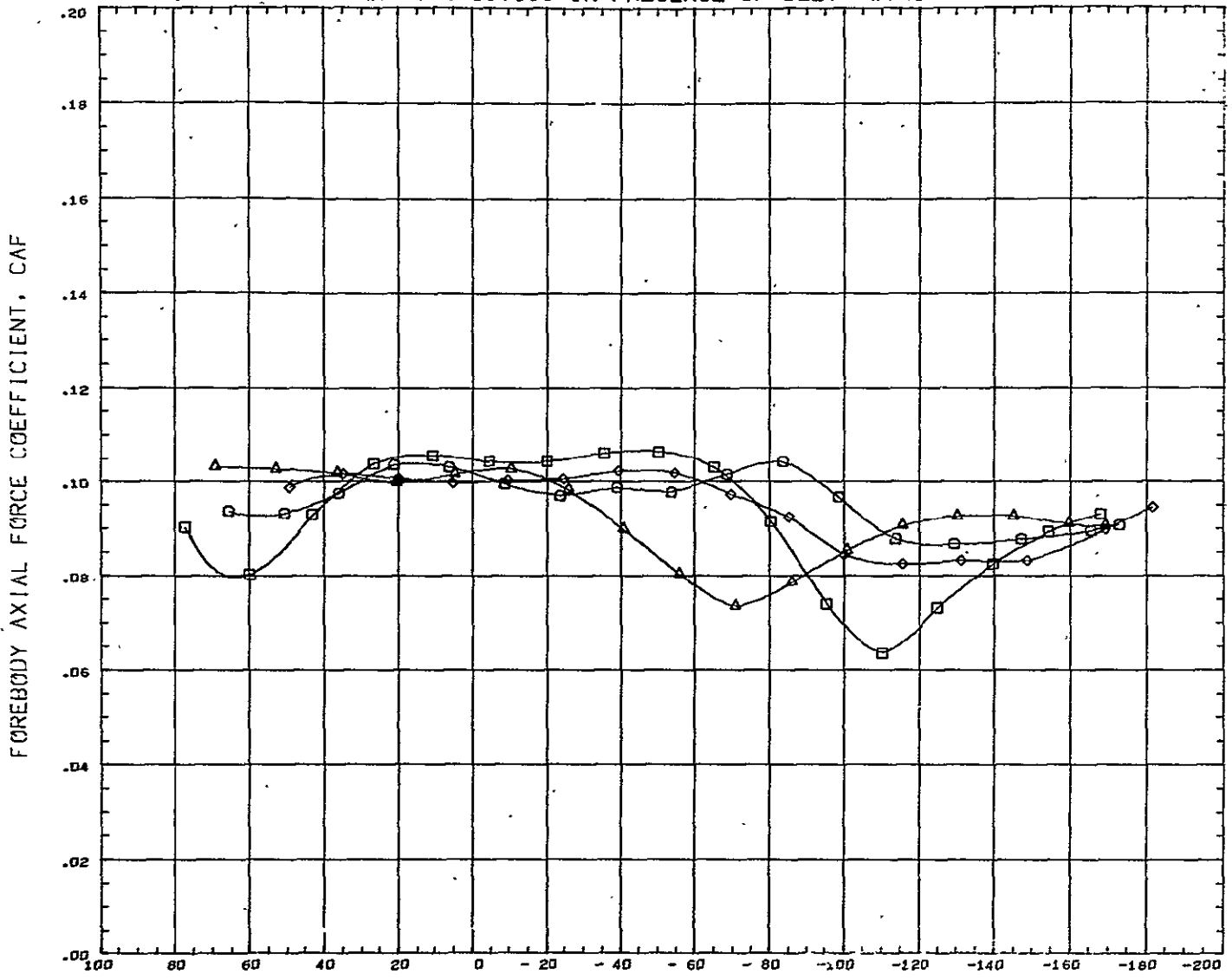
DELTA-WING ORBITER CHARACTERISTICS IN PRESENCE OF DELTA-WING BOOSTER AT M=1.6



SYMBOL	GAP Z	PARAMETRIC VALUES				REFERENCE INFORMATION		
○	4.380	ALPHA0	0.000	ALPHA8	0.000	REFS	10.7320	SQ IN
□	13.380	MACH	1.600	BETA	0.000	REFL	2.8742	IN
◇	29.380	ELVATR	0.000	RUDDER	0.000	REFE	4.9798	IN
△	54.380					XMRP	4.9788	IN
						YMRP	0.0000	IN
						ZMRP	0.4550	IN
						SCALE	0.0035	

DATA HIST. CODE #EVMMH

DELTA-WING ORBITER CHARACTERISTICS IN PRESENCE OF DELTA-WING BOOSTER AT M=1.6

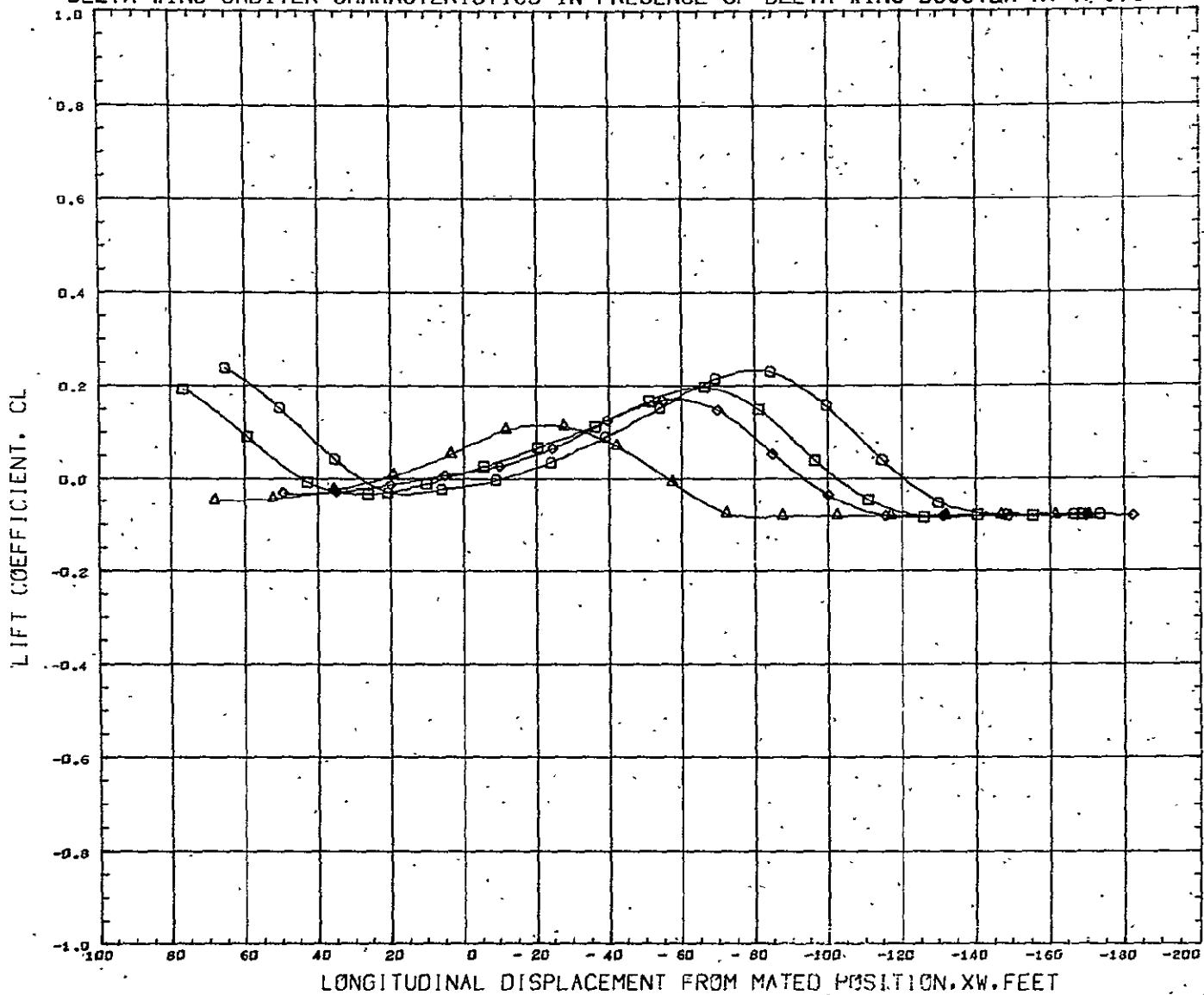


LONGITUDINAL DISPLACEMENT FROM MATED POSITION, XW, FEET

SYMBOL	CAF Z	PARAMETRIC VALUES				REFERENCE INFORMATION		
		ALPHA0	ALPHAB	BETA	RUDDER	REFS	IN	SCALE
□	4.380	0.000	0.000	0.000	0.000	10.7320	IN	0.0035
◇	13.380	1.600	0.000	0.000	0.000	2.8742	IN	0.0035
○	29.380	0.000	0.000	0.000	0.000	4.9798	IN	0.0035
△	54.380	0.000	0.000	0.000	0.000	4.9788	IN	0.0035

DATA HIST. CODE #EVHMH

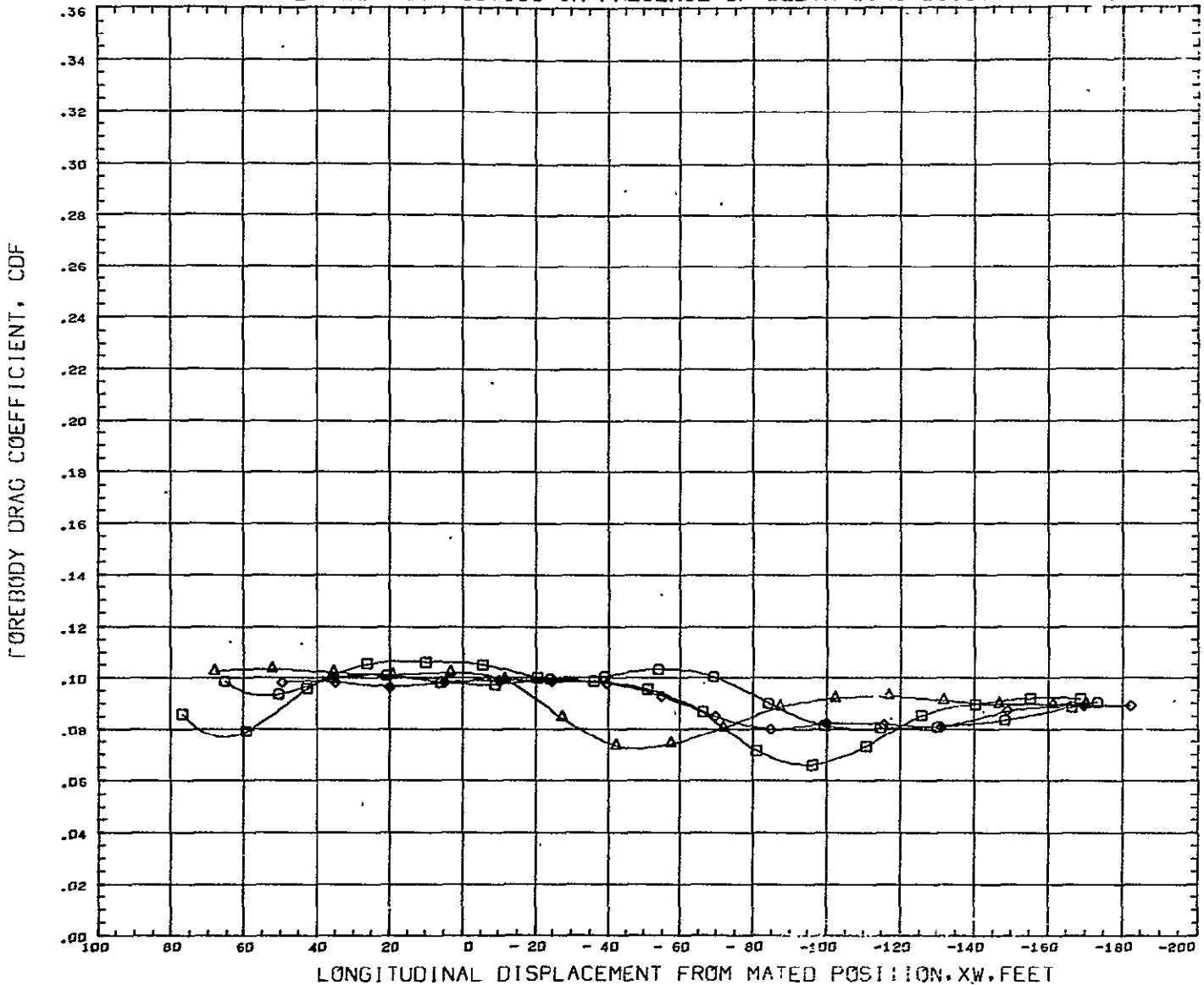
DELTA-WING ORBITER CHARACTERISTICS IN PRESENCE OF DELTA-WING BOOSTER AT M=1.6



SYMBOL	GAP-Z	PARAMETRIC VALUES				REFERENCE INFORMATION		
○	4.389	ALPHA0	0.000	ALPHA5	-5.000	REFS	10.7320	Sq IN
□	13.389	MACH	1.600	BETA	0.000	REFL	2.8742	IN
○	29.389	ELVATE	0.000	RUDDER	0.000	REFB	4.9796	IN
△	54.389					XMRP	4.9788	IN
						YMRP	0.0000	IN
						ZMRP	0.4550	IN
						SCALE	0.0035	

DATA HIST. CODE #EVMMH

DELTA-WING ORBITER CHARACTERISTICS IN PRESENCE OF DELTA-WING BOOSTER AT M=1.6

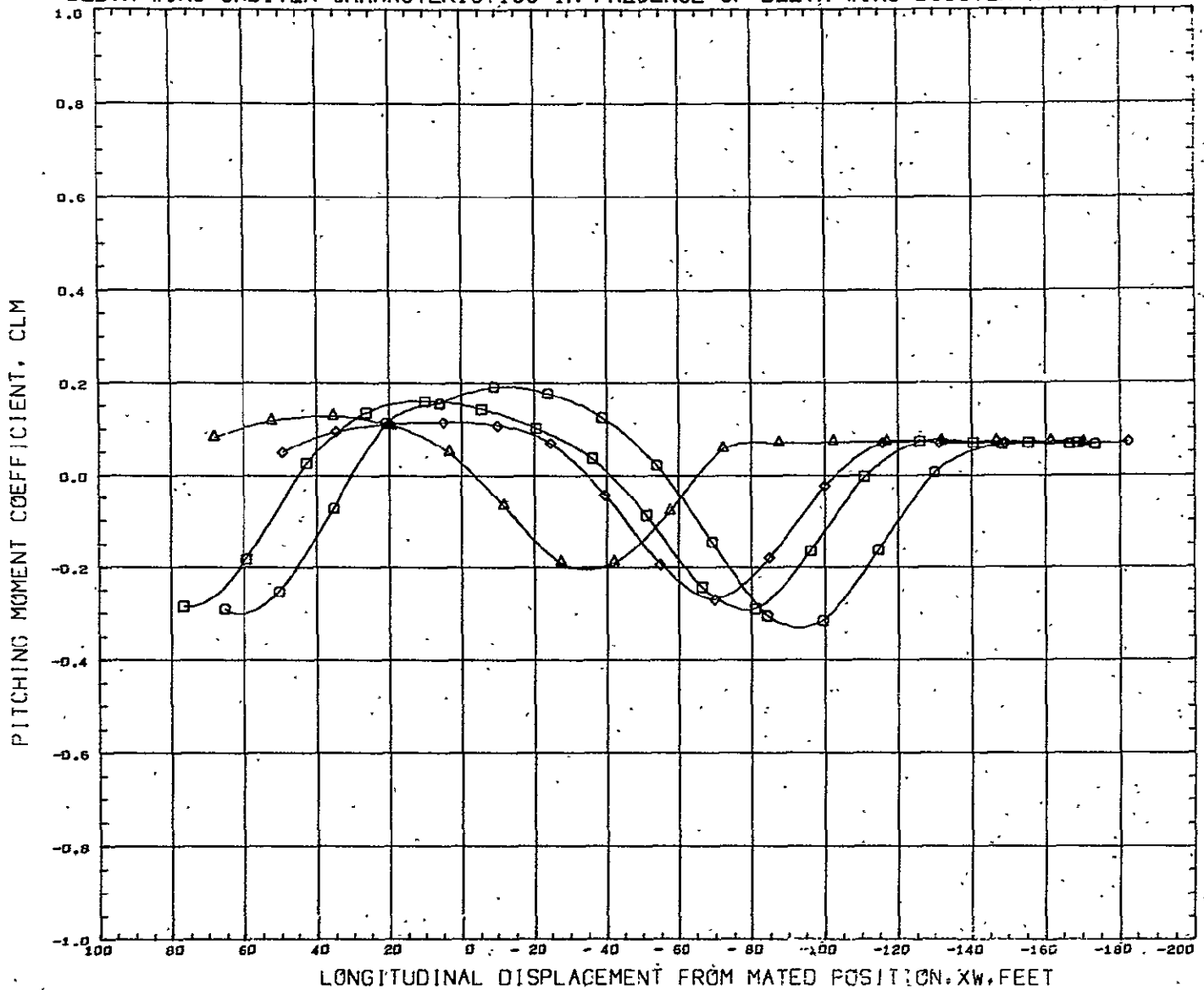


LONGITUDINAL DISPLACEMENT FROM MATED POSITION, XW, FEET

SYMBOL	GAP Z	PARAMETRIC VALUES				REFERENCE INFORMATION	
□	4.380	ALPHA0	0.000	ALPHA5	- 5.000	REFS	10.7320 SQ IN
○	13.380	MACH	1.600	BETA	0.000	REFL	2.8742 IN
◇	29.380	ELVATF	0.000	RUDDER	0.000	REFS	4.9798 IN
△	54.380					XMRP	4.9788 IN
						YMRP	0.0000 IN
						ZMRP	0.4550 IN
						SCALE	0.0035

DATA HIST. CODE #EVMMH

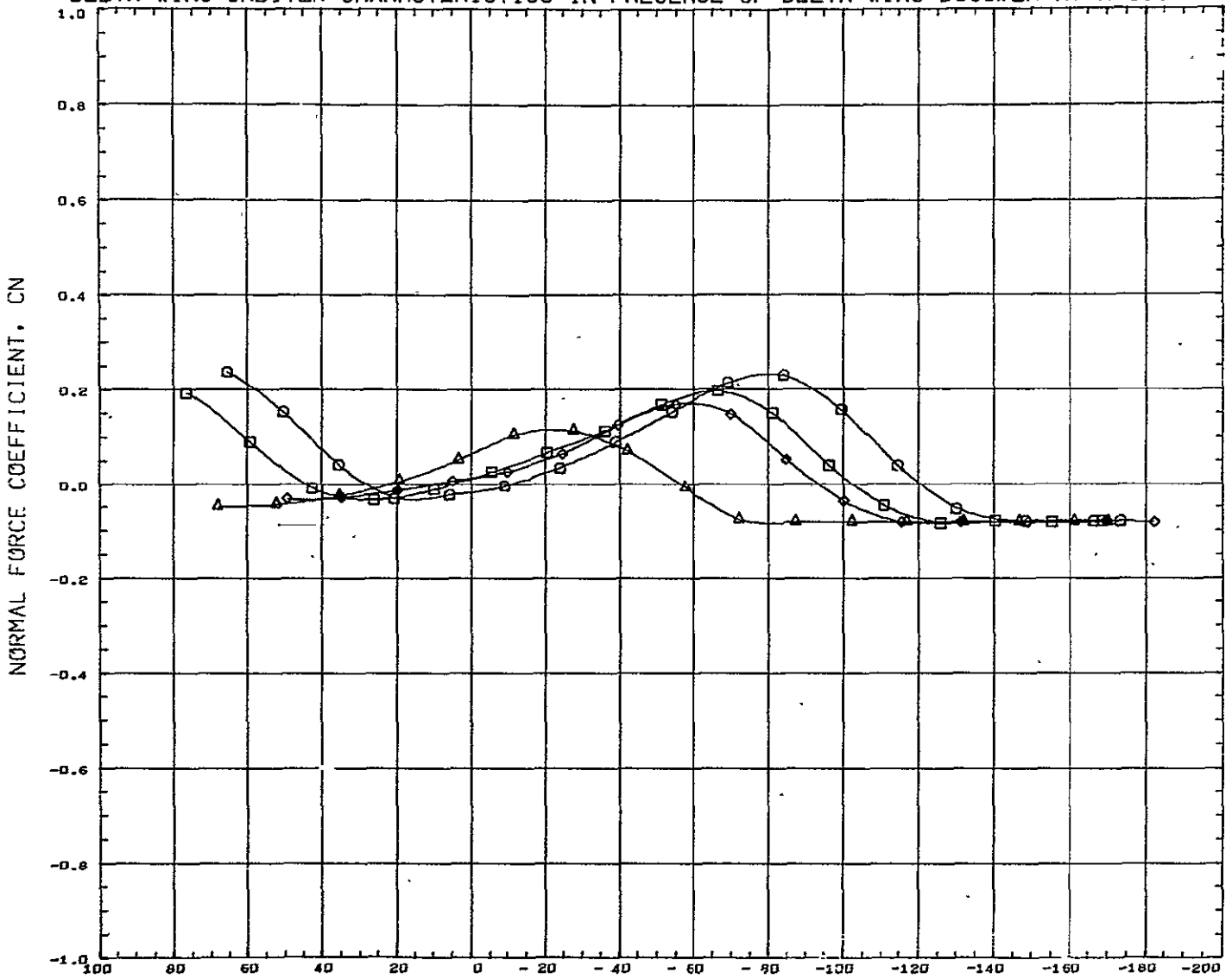
DELTA-WING ORBITER CHARACTERISTICS IN PRESENCE OF DELTA-WING BOOSTER AT M=1.6



SYMBOL	GAF Z	PARAMETRIC VALUES				REFERENCE INFORMATION		
○	4.380	ALPHA0	0.000	ALPHAB	- 5.000	REFS	10.7520	SQ IN
□	13.380	MACH	1.600	BETA	0.000	REFL	2.8742	IN
◇	29.380	ELVATR	0.000	RUDDER	0.000	REFD	4.9798	IN
△	54.380					XMRP	4.9788	IN
						YMRP	0.0000	IN
						ZMRP	0.4550	IN
						SCALE	0.0035	

DATA HIST. CODE =EVHMH

DELTA-WING ORBITER CHARACTERISTICS IN PRESENCE OF DELTA-WING BOOSTER AT M=1.6

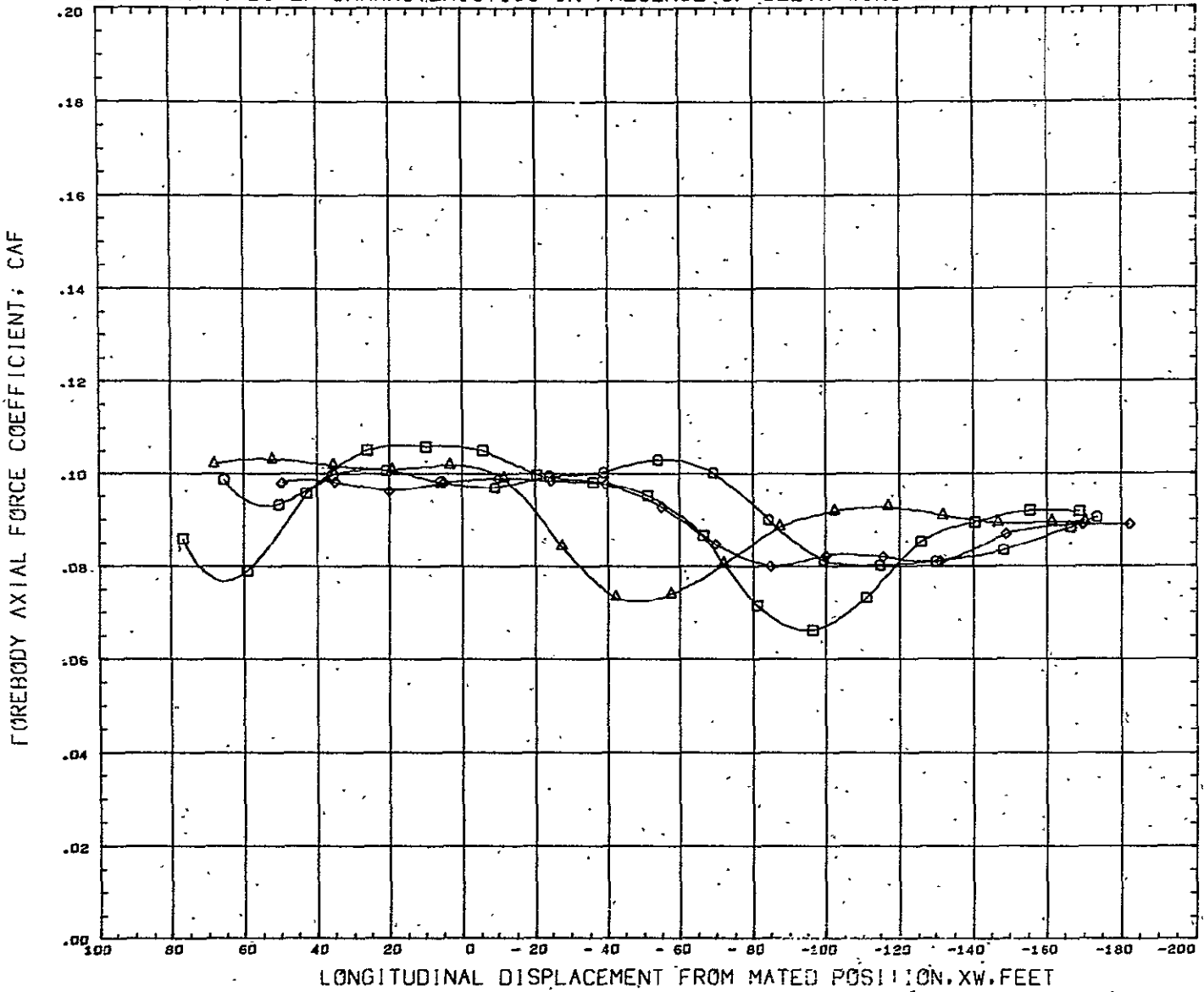


LONGITUDINAL DISPLACEMENT FROM MATED POSITION, XW, FEET

SYMBOL	GAF Z	PARAMETRIC VALUES				REFERENCE INFORMATION	
□	4.380	ALPHA0	0.000	ALPHA8	- 5.000	REFS	10.7320 SQ IN
○	13.380	MACH	1.600	BETA	0.000	REFL	2.8742 IN
◇	29.380	ELVATE	0.000	RUDDER	0.000	REFS	4.9798 IN
△	54.380					XMRP	4.9788 IN
						YMRP	0.0000 IN
						ZMRP	0.4550 IN
						SCALE	0.0035

DATA HIST. CODE #EVHMH

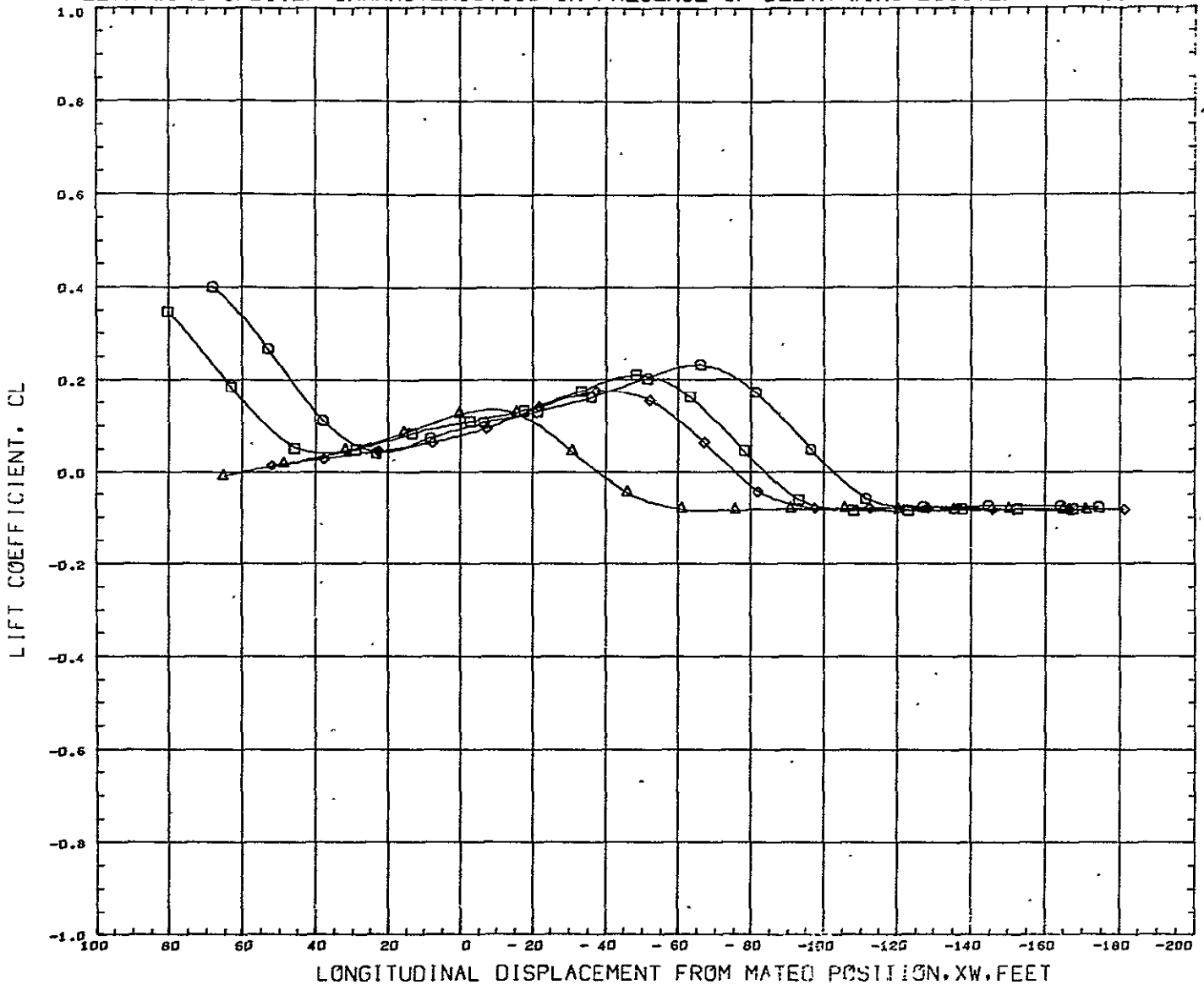
DELTA-WING ORBITER CHARACTERISTICS IN PRESENCE OF DELTA-WING BOOSTER AT M=1.6



SYMBOL	CAF 2	PARAMETRIC VALUES				REFERENCE INFORMATION		
□	4.380	ALPHA0	0.000	ALPHA5	5.000	REFS	10.7320	SQ IN
◇	13.300	MACH	1.600	BETA	0.000	REFL	2.8742	IN
○	29.300	ELVATR	0.000	RUDDER	0.000	REFB	4.9798	IN
△	54.380					XMRP	4.9788	IN
						YMRP	0.0000	IN
						ZMRP	0.4550	IN
						SCALE	0.0035	

DATA HIST. CODE #EVMM

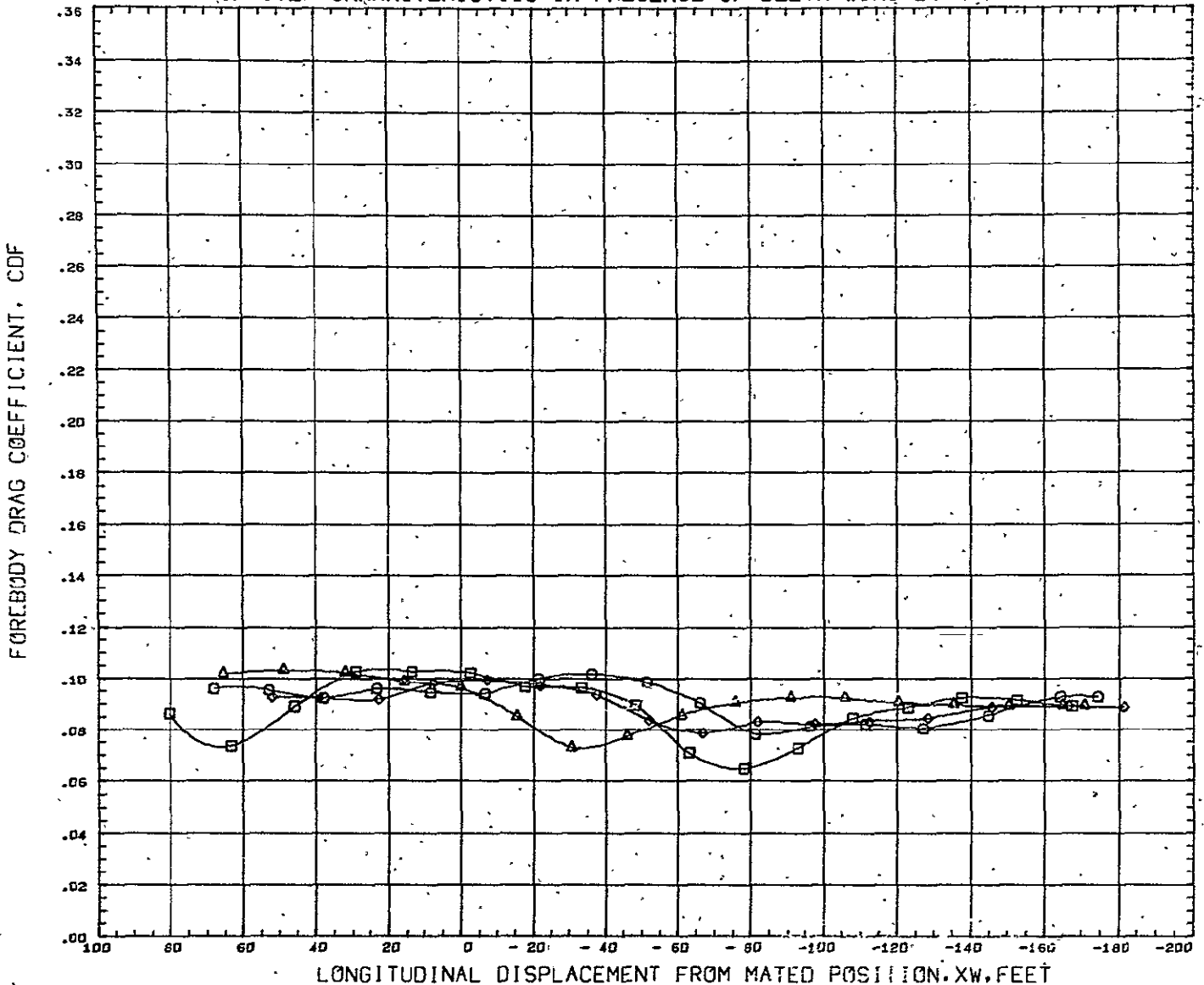
DELTA-WING ORBITER CHARACTERISTICS IN PRESENCE OF DELTA-WING BOOSTER AT M=1.6



SYMBOL	GAP Z	PARAMETRIC VALUES				REFERENCE INFORMATION	
□	4.380	ALPHA0	0.000	ALPHA8	-10.000	REFS	10.7320 SQ IN
○	13.380	MACH	1.600	BETA	0.000	REFL	2.8742 IN
◇	29.380	ELVATR	0.000	RUDDER	0.000	REFB	4.9798 IN
△	54.380					XMRP	4.9788 IN
						YMRP	0.0000 IN
						ZMRP	0.4550 IN
						SCALE	0.0035

DATA HIST. CODE #EVMMH

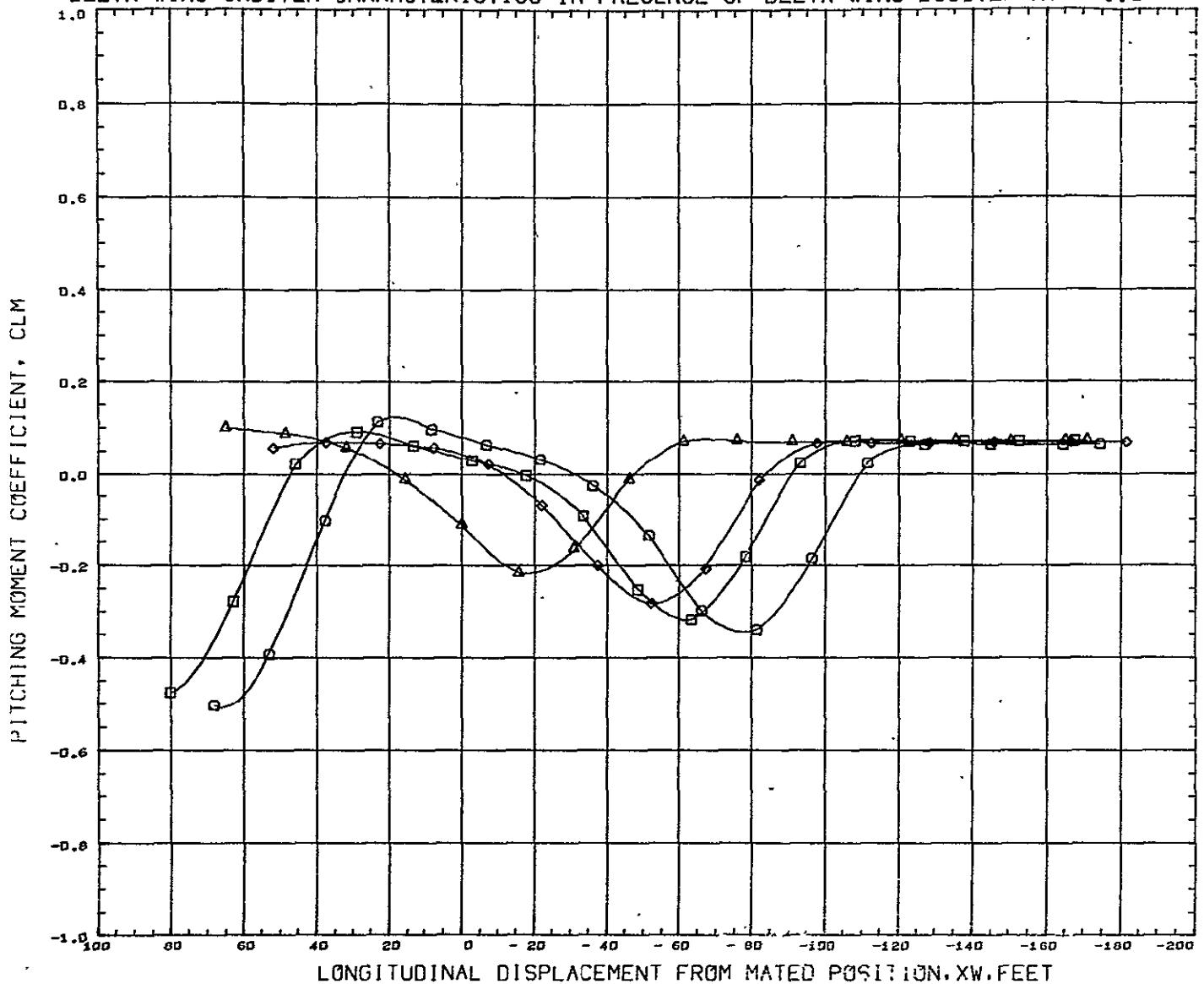
DELTA-WING ORBITER CHARACTERISTICS IN PRESENCE OF DELTA-WING BOOSTER AT M=1.6



SYMBOL	GAP Z	PARAMETRIC VALUES				REFERENCE INFORMATION		
○	4.380	ALPHA0	0.000	ALPHAB	-10.000	REFS	10.7320	SQ IN
□	13.380	MACH	1.600	BETA	0.000	REFL	2.8742	IN
◇	29.380	ELVATR	0.000	RUDDER	0.000	REFB	4.9798	IN
△	54.380					XMRP	4.9788	IN
						YMRP	0.0000	IN
						ZMRP	0.4550	IN
						SCALE	0.0035	

DATA HIST. CODE #EVHMH

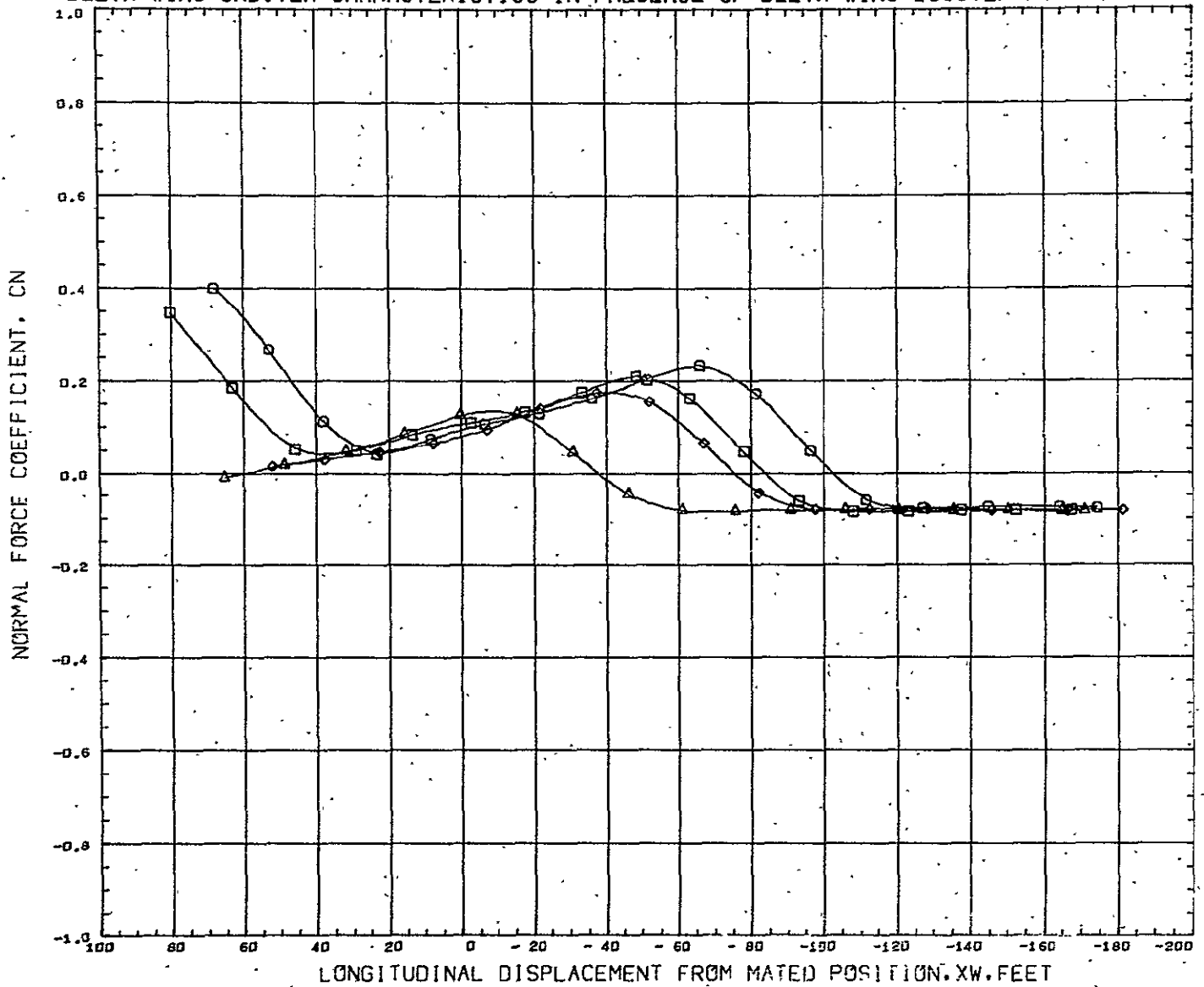
DELTA-WING ORBITER CHARACTERISTICS IN PRESENCE OF DELTA-WING BOOSTER AT M=1.6



SYMBOL	GAF Z	PARAMETRIC VALUES				REFERENCE INFORMATION		
□	4.380	ALPHA0	0.000	ALPHAB	-10.000	REFS	10.7320	SQ IN
◇	13.380	MACH	1.600	BETA	0.000	REFL	2.8742	IN
○	29.380	ELVATR	0.000	RUDDER	0.000	REFB	4.9798	IN
△	54.380					XMRF	4.9788	IN
						YMRF	0.0000	IN
						ZMRF	0.4550	IN
						SCALE	0.0035	

DATA HIST. CODE #EVMMH

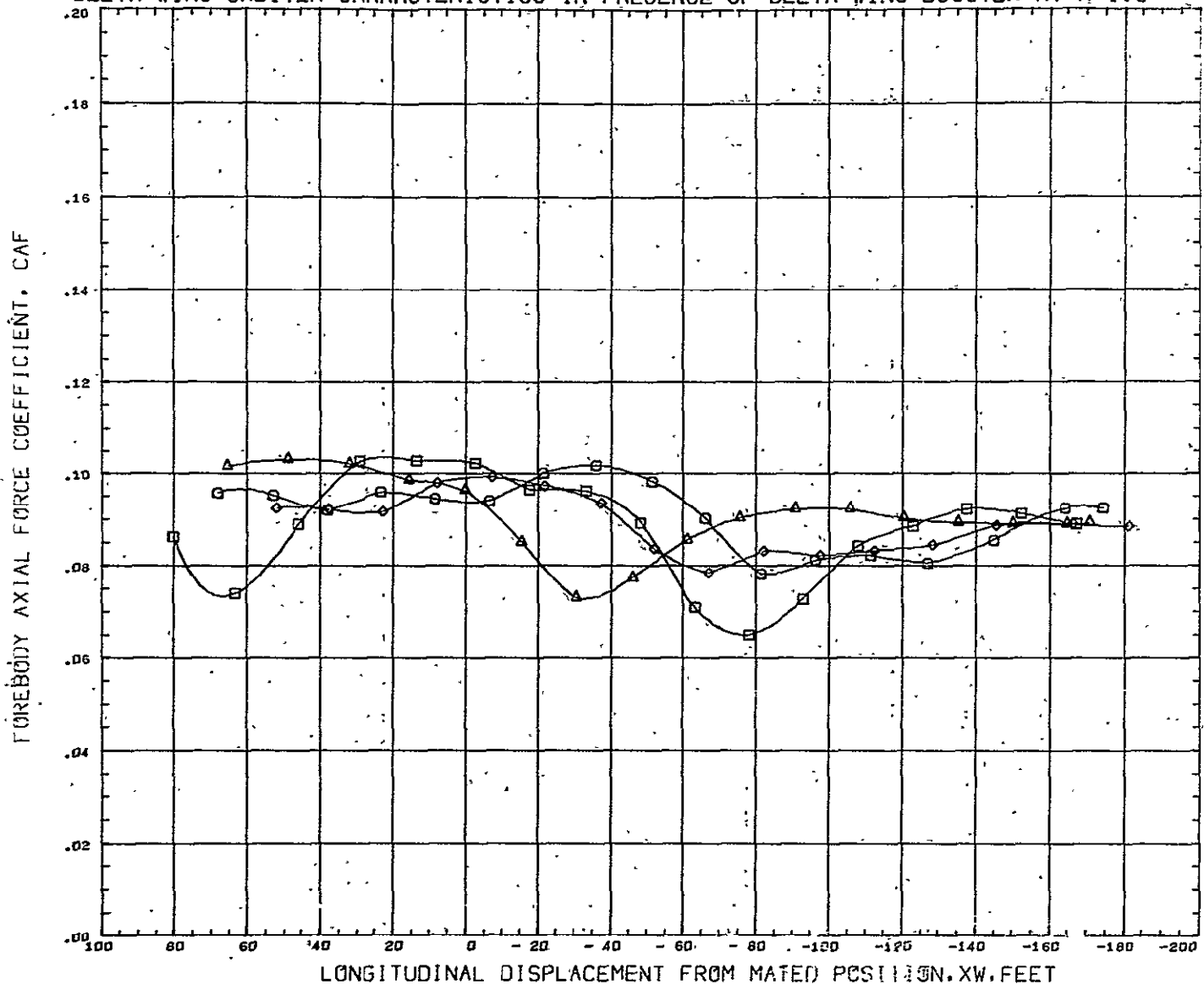
DELTA-WING ORBITER CHARACTERISTICS IN PRESENCE OF DELTA-WING BOOSTER AT M=1.6



SYMBOL	GAF Z	PARAMETRIC VALUES	REFERENCE INFORMATION
○	4.380	ALPHA0 0.000 ALPHA8 -10.000	.REFS 10.7320 SQ IN
□	13.380	HACH 1.600 BETA 0.000	REFL 2.8742 IN
◇	29.380	ELVATR 0.000 RUDDFR 0.000	REFB 4.9798 IN
Δ	54.380		XMRP 4.9788 IN
			YMRP 0.0000 IN
			ZMRP 0.4550 IN
			SCALE 0.0035

DATA HIST. CODE #EVHMH

DELTA-WING ORBITER CHARACTERISTICS IN PRESENCE OF DELTA-WING BOOSTER AT M=1.6

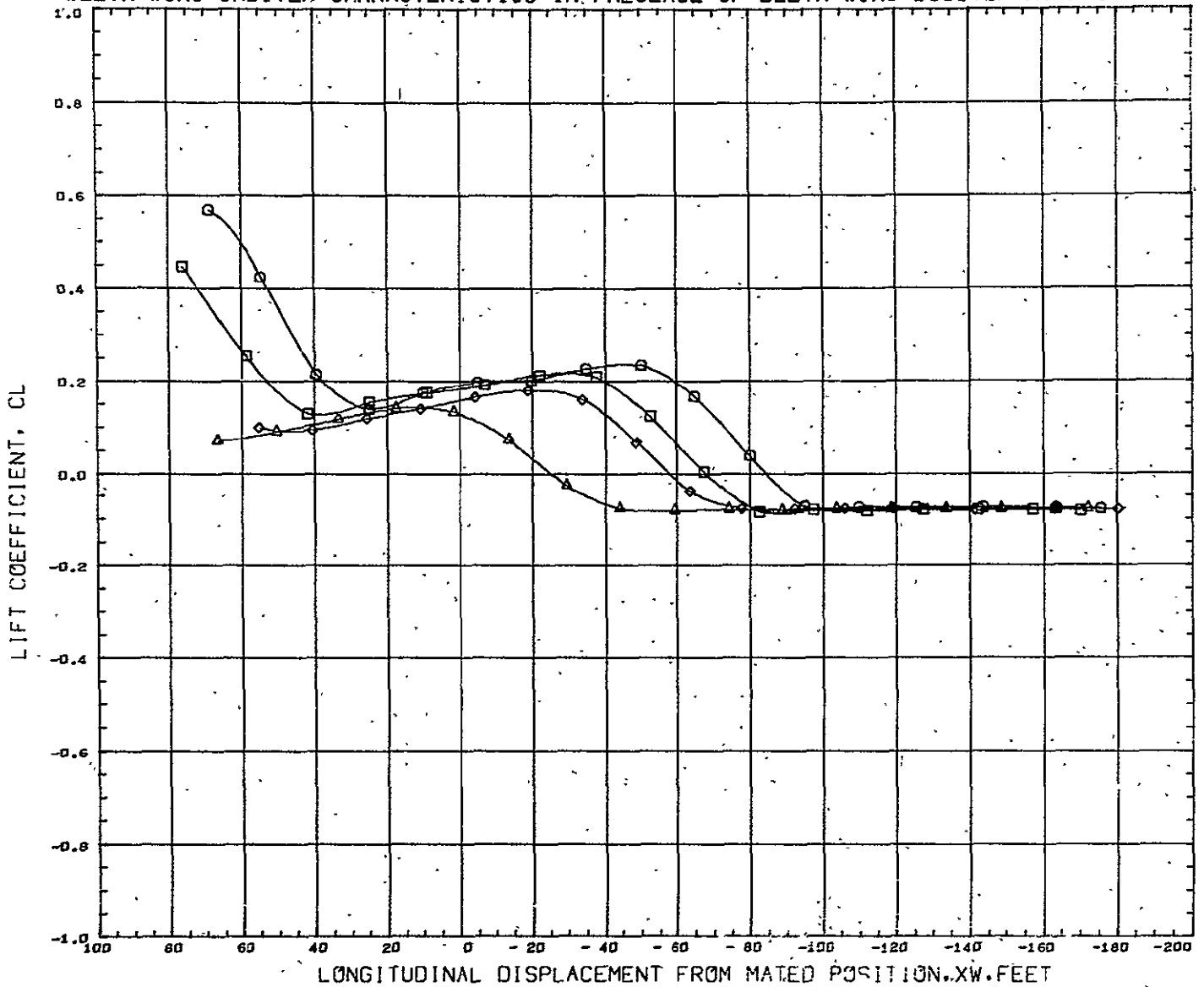


LONGITUDINAL DISPLACEMENT FROM MATED POSITION, XW, FEET

SYMBOL	GAP Z	PARAMETRIC VALUES				REFERENCE INFORMATION		
		ALPHA0	BETA	ALPHAB	RUDDER	REFS	REFL	REFB
○	4.380	0.000	0.000	-10.000	0.000	10.7320	2.8742	4.9798
□	13.380	MACH	1.600	BETA	0.000	IN	IN	IN
◇	29.380	ELVATR	0.000	RUDDER	0.000	IN	IN	IN
△	54.380					YMRP	0.0000	ZMRP
						ZMRP	0.4550	SCALE
							0.0035	

DATA HIST. CODE #EVHMM

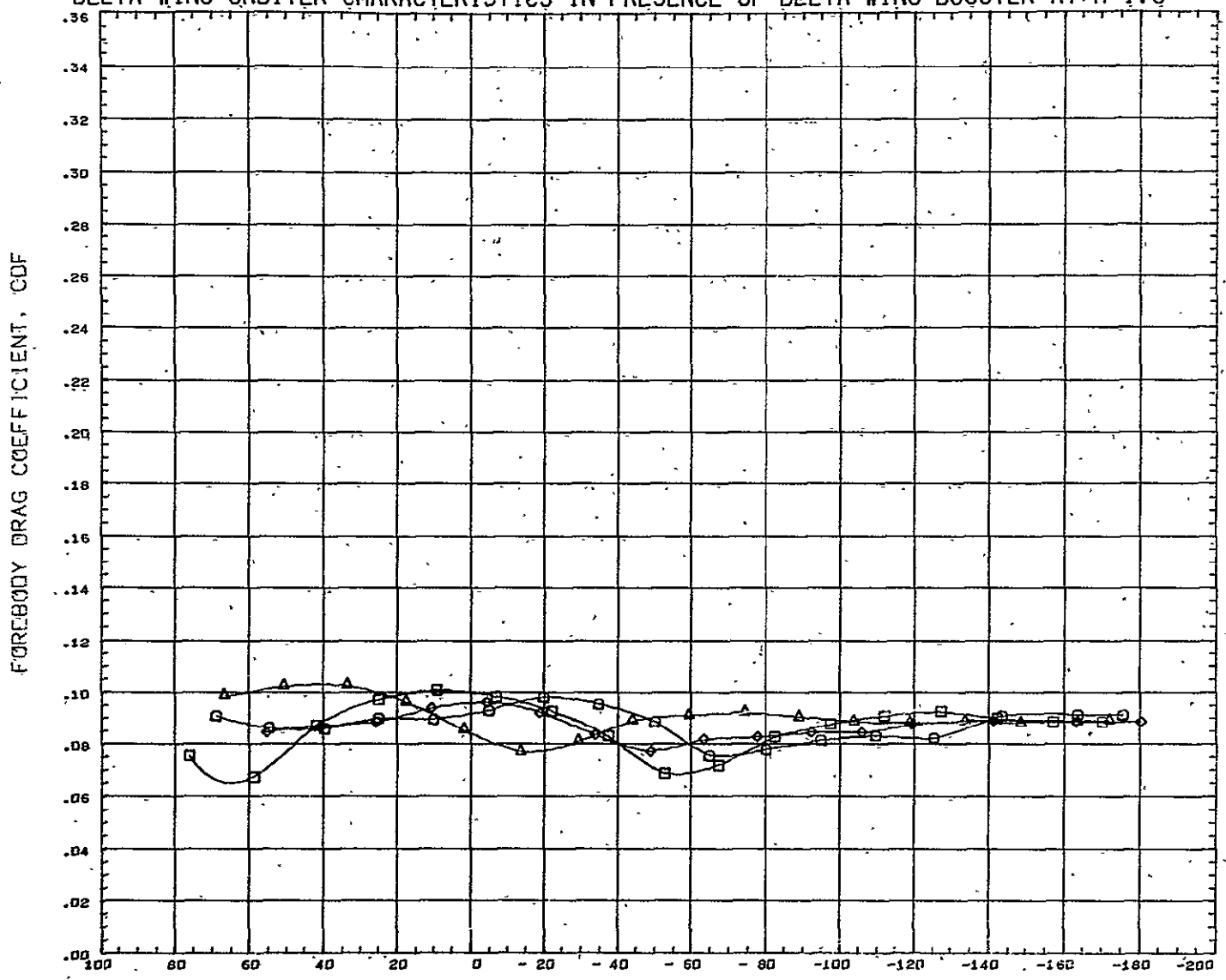
DELTA-WING ORBITER CHARACTERISTICS IN PRESENCE OF DELTA-WING BOOSTER AT M=1.6



SYMBOL	GAP Z	PARAMETRIC VALUES	REFERENCE INFORMATION
○	4.380	ALPHA0 0.000 ALPHAD -15.000	REFS 10.7320 50 IN
□	13.380	HACH 1.600 BETA 0.000	REFL 2.8742 IN
◇	29.380	ELVATR 0.000 RUDDER 0.000	REFB 4.9798 IN
△	54.380		XMRP 4.9788 IN
			YMRP 0.0000 IN
			ZMRP 0.4550 IN
			SCALE 0.0035

DATA HIST. CODE #EVHMH

DELTA-WING ORBITER CHARACTERISTICS IN PRESENCE OF DELTA-WING BOOSTER AT M=1.6

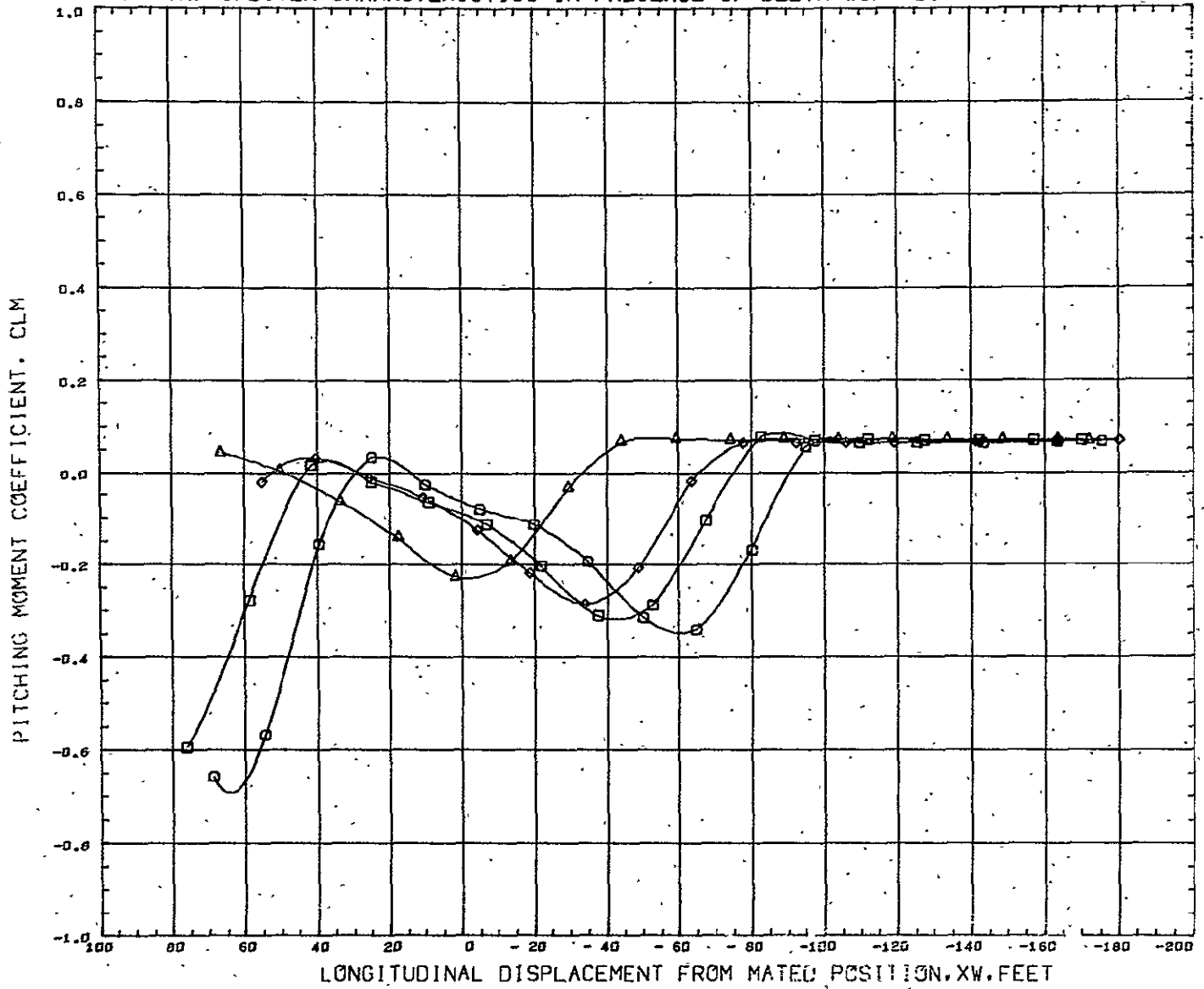


LONGITUDINAL DISPLACEMENT FROM MATED POSITION, Xw, FEET

SYMBOL	GAP Z	PARAMETRIC VALUES				REFERENCE INFORMATION		
		ALPHA0	ALPHA	BETA	RUDDER	REFS	REFL	REFB
□	4.380	0.000	-15.000	0.000		10.7320	2.8742	4.9798
◇	13.380	1.600	0.000	0.000			4.9788	0.0000
○	29.380	0.000	0.000	0.000			0.4550	0.0035
△	54.380							

DATA HIST. CODE #EVHMM

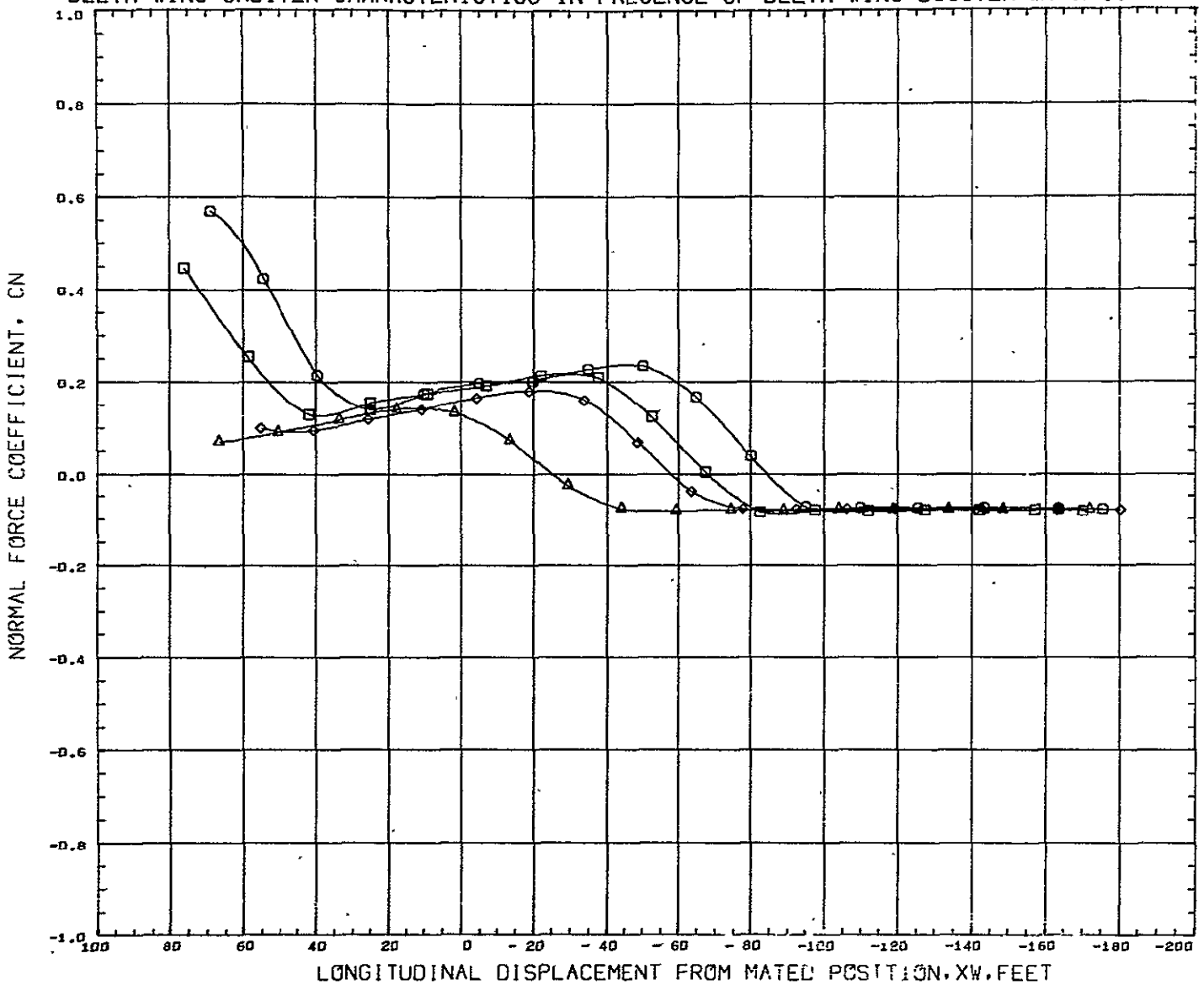
DELTA-WING ORBITER CHARACTERISTICS IN PRESENCE OF DELTA-WING BOOSTER AT M=1.6



SYMBOL	GAP Z	PARAMETRIC VALUES				REFERENCE INFORMATION		
□	4.380	ALPHA0	0.000	ALPHA	-15.000	REFS	10.7320	SQ. IN
□	13.380	MACH	1.600	BETA	0.000	REFL	2.8742	IN
○	29.380	ELVATR	0.000	RUDDER	0.000	REFB	4.9798	IN
Δ	54.380					XMRP	4.9788	IN
						YMRP	0.0000	IN
						ZMRP	0.4550	IN
						SCALE	0.0035	

DATA HIST. CODE #EVMMH

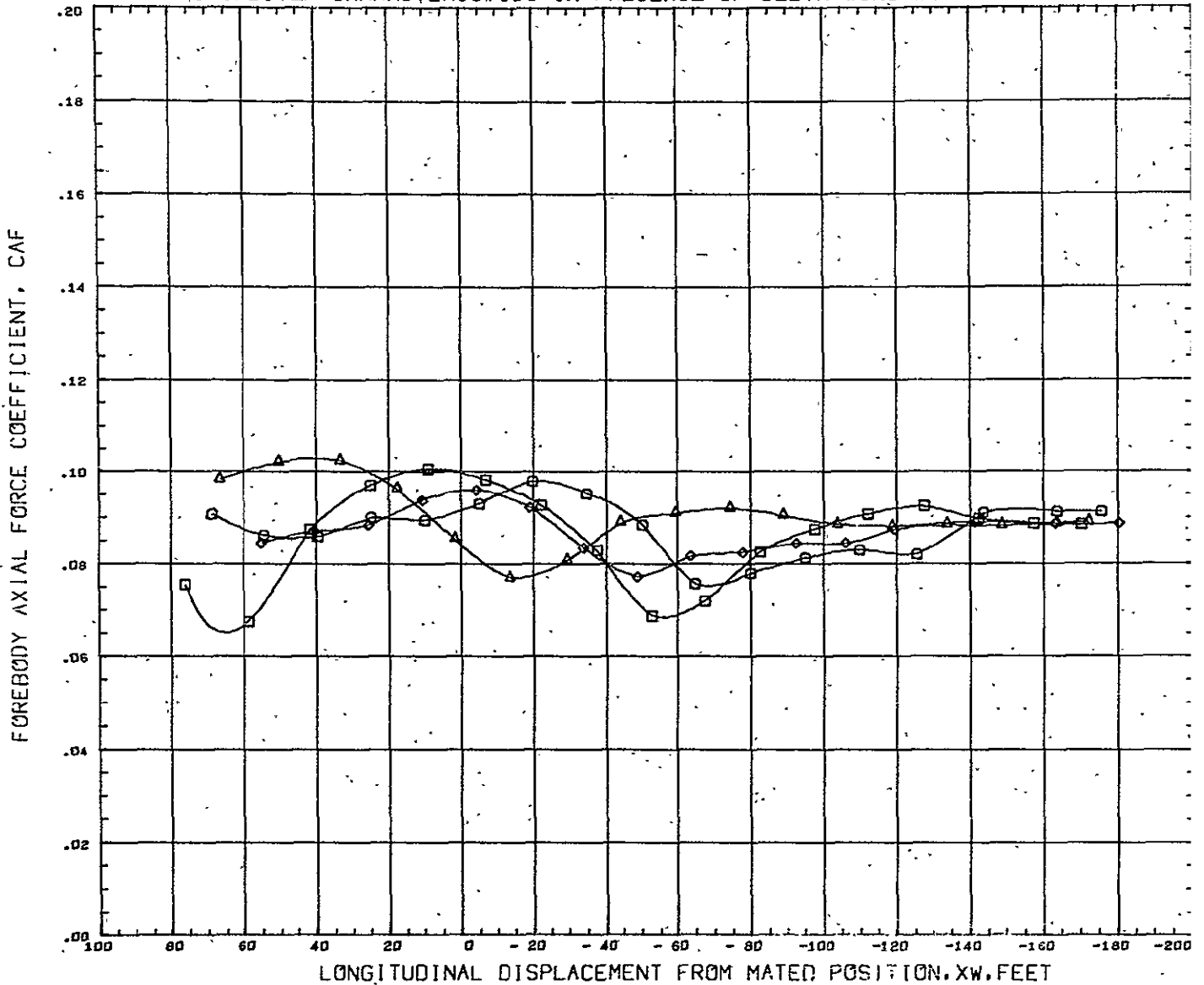
DELTA-WING ORBITER CHARACTERISTICS IN PRESENCE OF DELTA-WING BOOSTER AT M=1.6



SYMBOL	GAF Z	PARAMETRIC VALUES				REFERENCE INFORMATION				
		ALPHA0	HACH	ELVATE	ALPHAB	BETA	RUDDER	REFS	SQ IN	
○	4.380	0.000	1.600	0.000	-15.000	0.000	0.000	10.7320	SQ IN	
□	13.380	0.000	1.600	0.000	-15.000	0.000	0.000	2.8742	IN	
◇	29.380	0.000	1.600	0.000	-15.000	0.000	0.000	4.9798	IN	
△	54.380	0.000	1.600	0.000	-15.000	0.000	0.000	4.9788	IN	
								YMRP	0.0000	IN
								ZMRP	0.4550	IN
								SCALE	0.0035	

DATA HIST. CODE #EVHMH

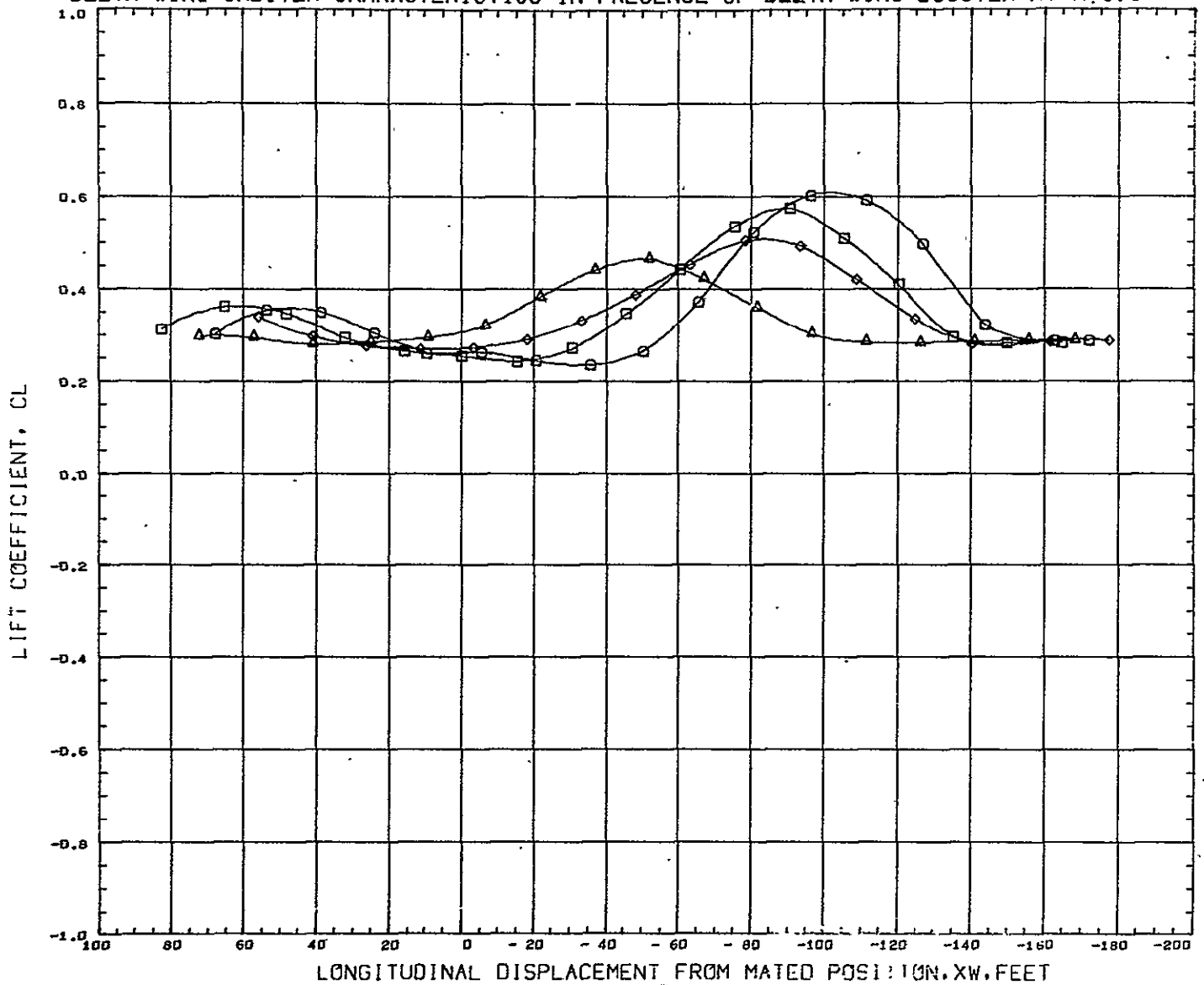
DELTA-WING ORBITER CHARACTERISTICS IN PRESENCE OF DELTA-WING BOOSTER AT M=1.6



SYMBOL	CAP Z	PARAMETRIC VALUES				REFERENCE INFORMATION		
○	4.300	ALPHA0	0.000	ALPHAB	-15.000	REFS	10.7320	90 IN
□	13.300	HACH	1.600	BETA	0.000	REFL	2.8742	IN
◇	29.300	ELVATR	0.000	RUDDER	0.000	REFB	4.9798	IN
△	54.300					XMRP	4.9788	IN
						YMRP	0.0000	IN
						ZMRP	0.4550	IN
						SCALE	0.0035	

DATA HIST. CODE #EVMHH

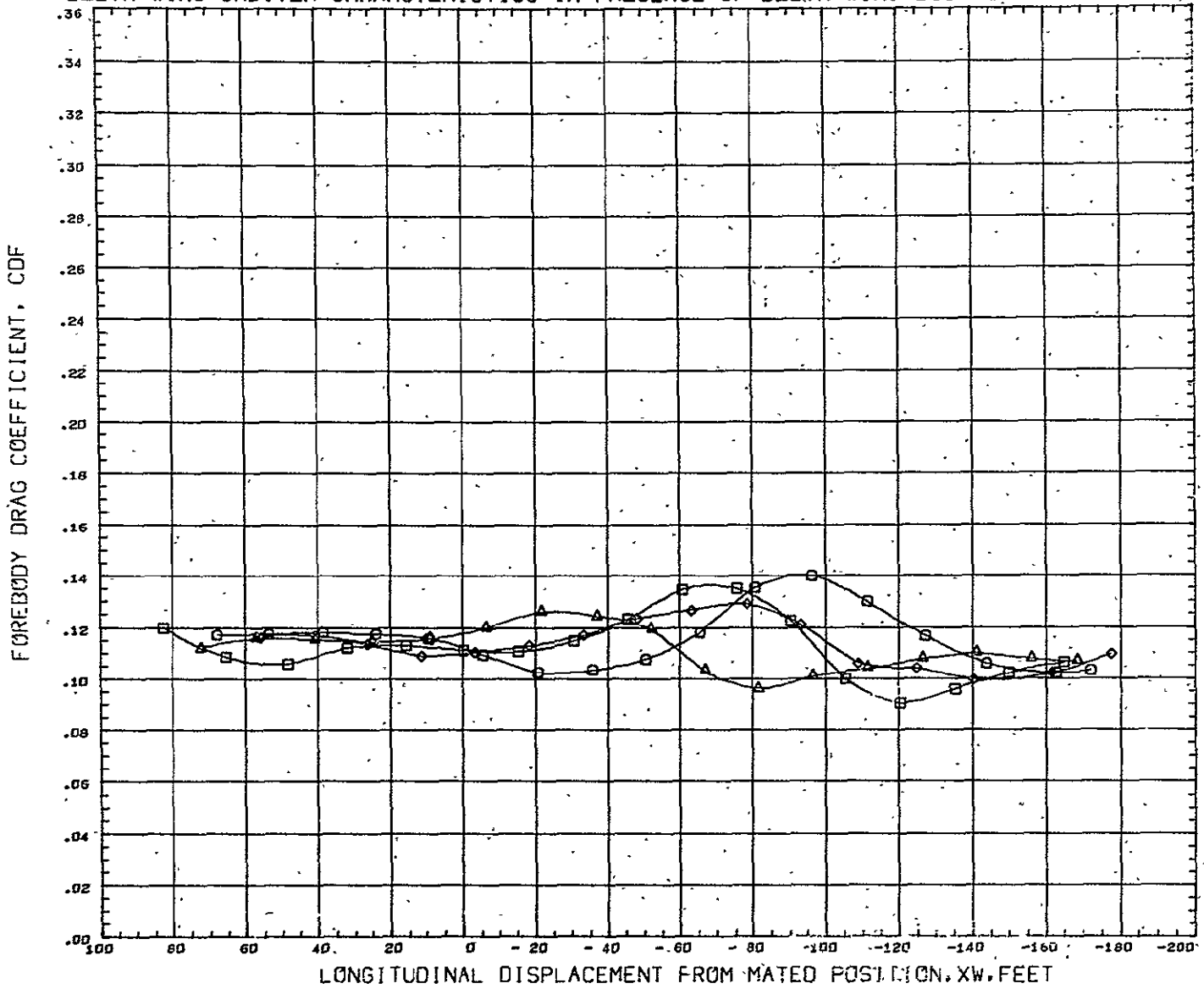
DELTA-WING ORBITER CHARACTERISTICS IN PRESENCE OF DELTA-WING BOOSTER AT M=1.6



SYMBOL	GAP Z	PARAMETRIC VALUES				REFERENCE INFORMATION		
○	4.380	ALPHA0	5.000	ALPHAB	5.000	REFS	10.7320	SQ IN
□	13.380	MACH	1.600	BETA	0.000	REFL	2.8742	IN
◇	29.380	ELVATR	0.000	RUDDER	0.000	REFB	4.9798	IN
△	54.380					XMRP	4.9788	IN
						YMRP	0.0000	IN
						ZMRP	0.4550	IN
						SCALE	0.0035	

DATA HIST. CODE #EVHMH

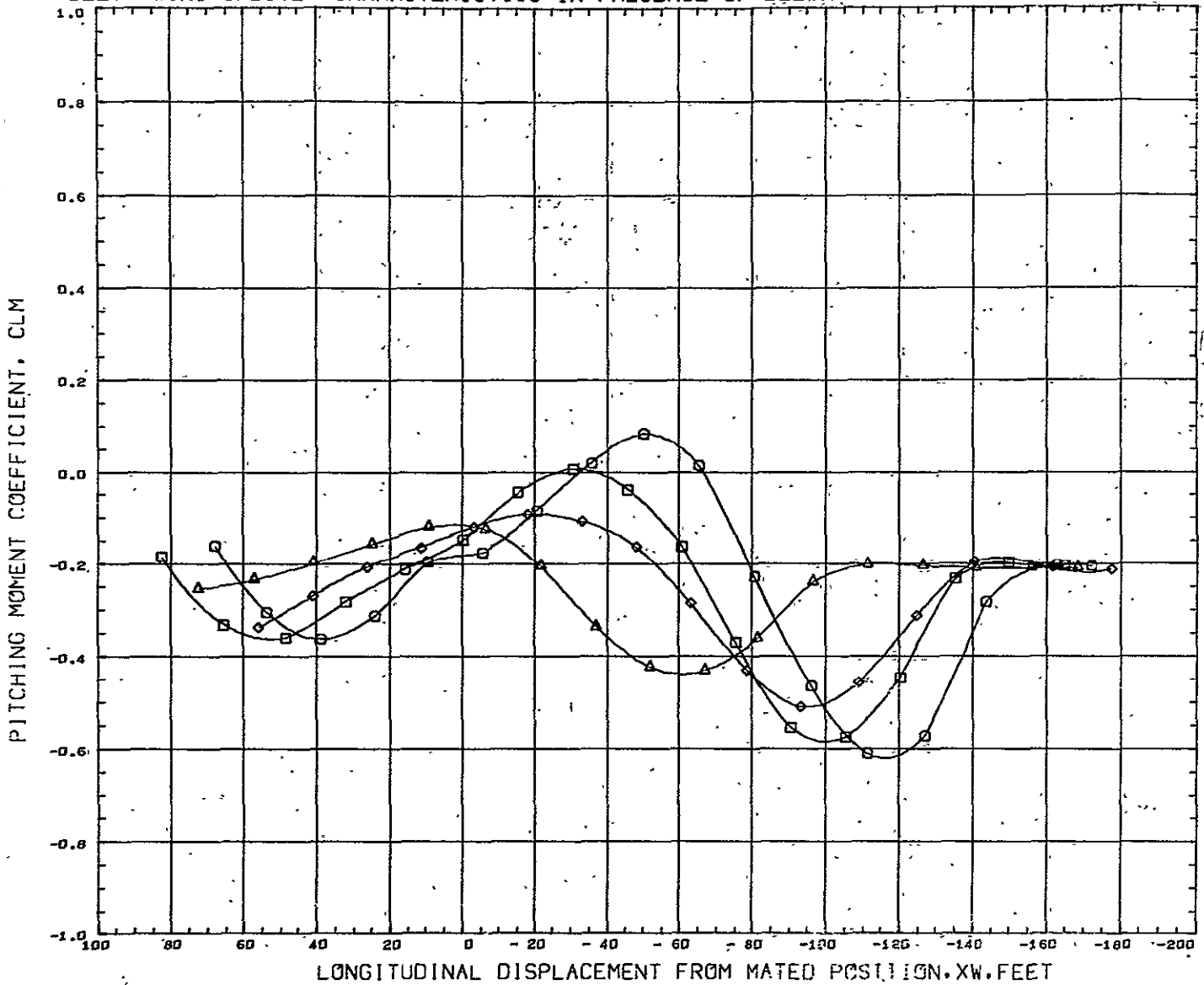
DELTA-WING ORBITER CHARACTERISTICS IN PRESENCE OF DELTA-WING BOOSTER AT M=1.6



SYMBOL	GAP Z	PARAMETRIC VALUES				REFERENCE INFORMATION		
○	4.380	ALPHA0	5.000	ALPHA8	5.000	REFS	10.7320	SQ IN
□	13.380	MACH	1.600	BETA	0.000	REFL	2.8742	IN
◇	29.380	ELVATR	0.000	RUDDER	0.000	REFB	4.9798	IN
△	54.380					XMRP	4.9788	IN
						YNRP	0.0000	IN
						ZMRP	0.4550	IN
						SCALE	0.0035	

DATA HIST. CODE #EVMM-

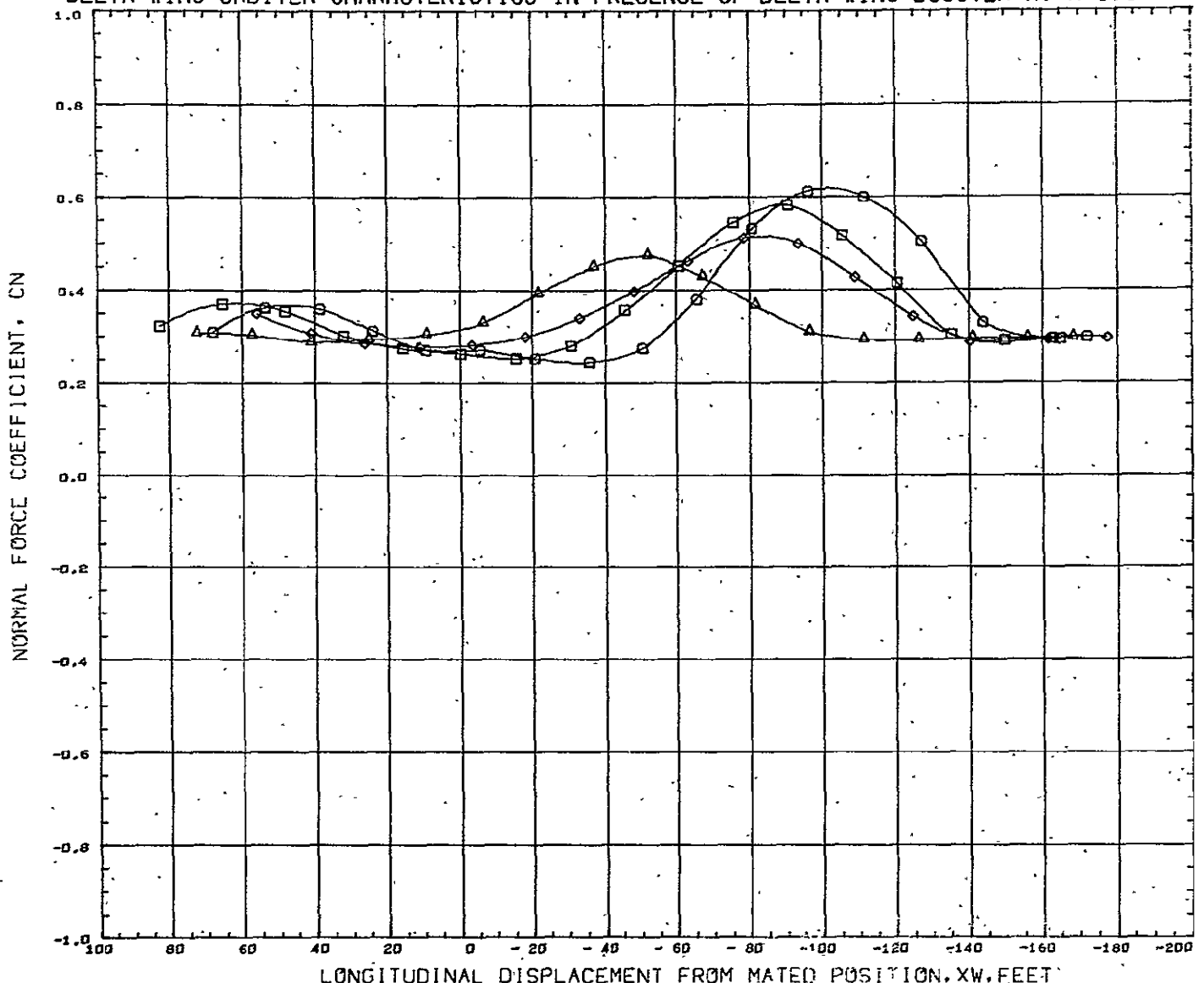
DELTA-WING ORBITER CHARACTERISTICS IN PRESENCE OF DELTA-WING BOOSTER AT M=1.6



SYMBOL	GAP Z	PARAMETRIC VALUES				REFERENCE INFORMATION		
		ALPHA0	ALPHAB	BETA	RUDDER	REFS	REFL	REFB
○	4.380	5.000	5.000	0.000	0.000	10.7320	2.8742	4.9798
◻	13.380	1.600	0.000	0.000	0.000		4.9788	0.0000
◇	29.380	0.000	0.000	0.000	0.000		0.4550	0.0035
△	54.380							

DATA HIST. CODE #EVMMH

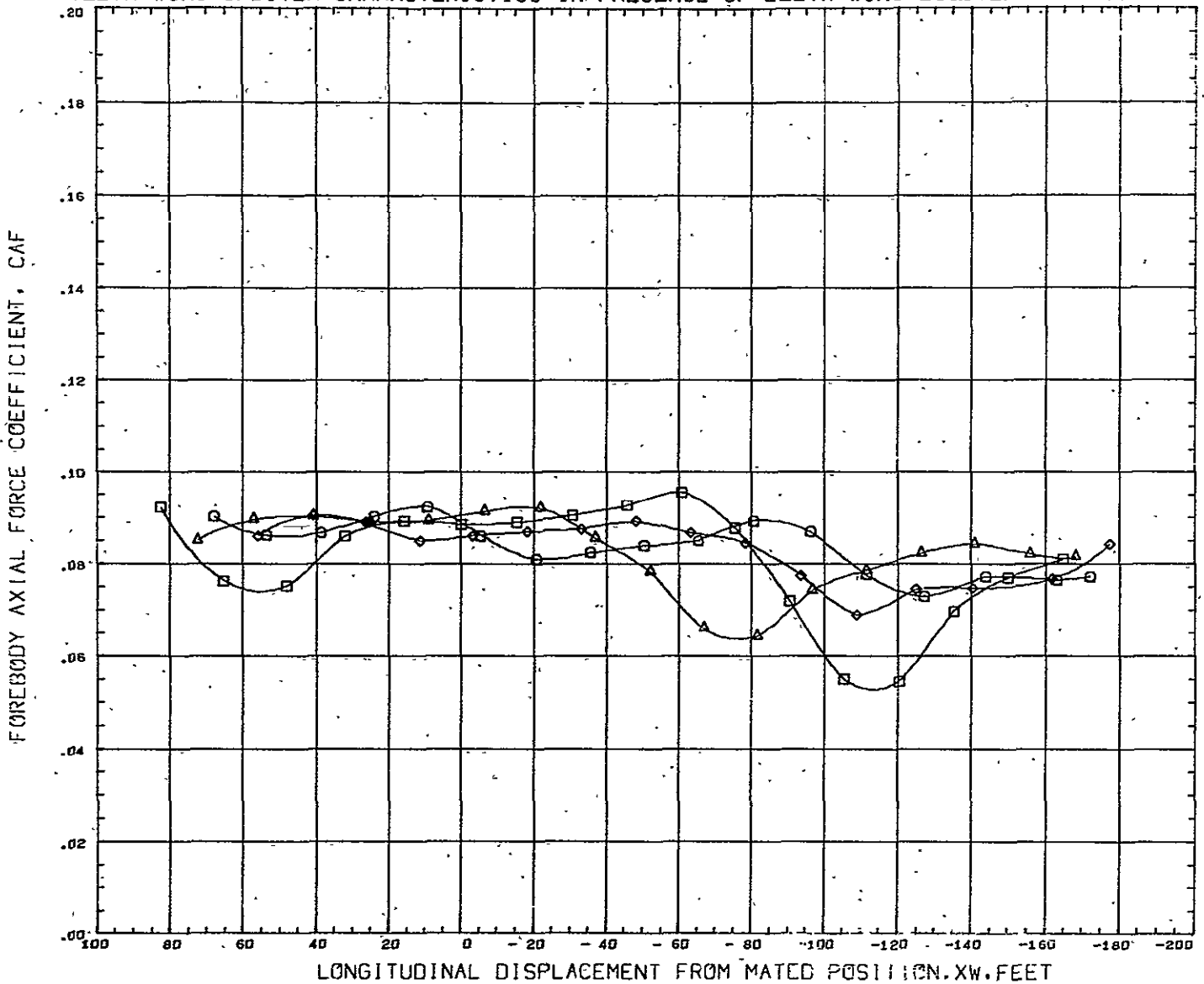
DELTA-WING ORBITER CHARACTERISTICS IN PRESENCE OF DELTA-WING BOOSTER AT M=1.6



SYMBOL	GAP Z	PARAMETRIC VALUES				REFERENCE INFORMATION		
		ALPHA0	ALPHA	BETA	RUDDER	REFS	REFL	REFD
□	4.380	5.000	5.000	0.000	0.000	10.7320	2.8742	4.9798
◇	13.380	1.600	0.000	0.000	0.000	2.8742	4.9798	0.0000
△	29.380	0.000	0.000	0.000	0.000	4.9798	0.0000	0.4550
○	54.380					0.0000	0.4550	0.0035

DATA HIST. CODE #EVHMM

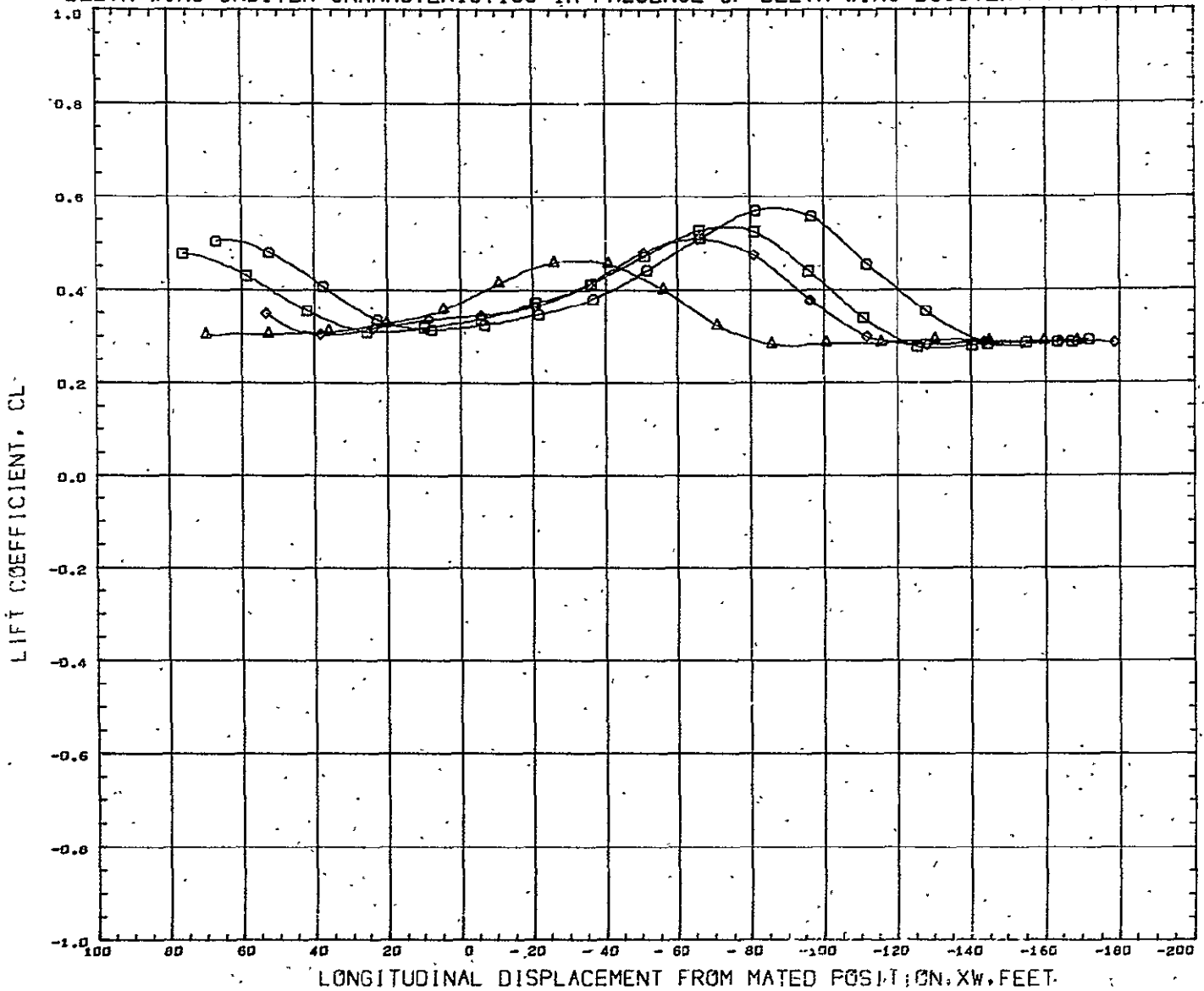
DELTA-WING ORBITER CHARACTERISTICS IN PRESENCE OF DELTA-WING BOOSTER AT M=1.6



SYMBOL	CAP Z	PARAMETRIC VALUES				REFERENCE INFORMATION		
		ALPHA0	ALPHAB	BETA	RUDDER	REFS	REFL	REFB
○	4.380	5.000	5.000	0.000	0.000	10.7320	2.8742	4.9798
□	13.380	5.000	5.000	0.000	0.000	2.8742	4.9798	4.9788
◇	29.380	5.000	5.000	0.000	0.000	4.9788	0.0000	0.4550
△	54.380	5.000	5.000	0.000	0.000	0.4550	0.0035	

DATA HIST. CODE #EVMMH

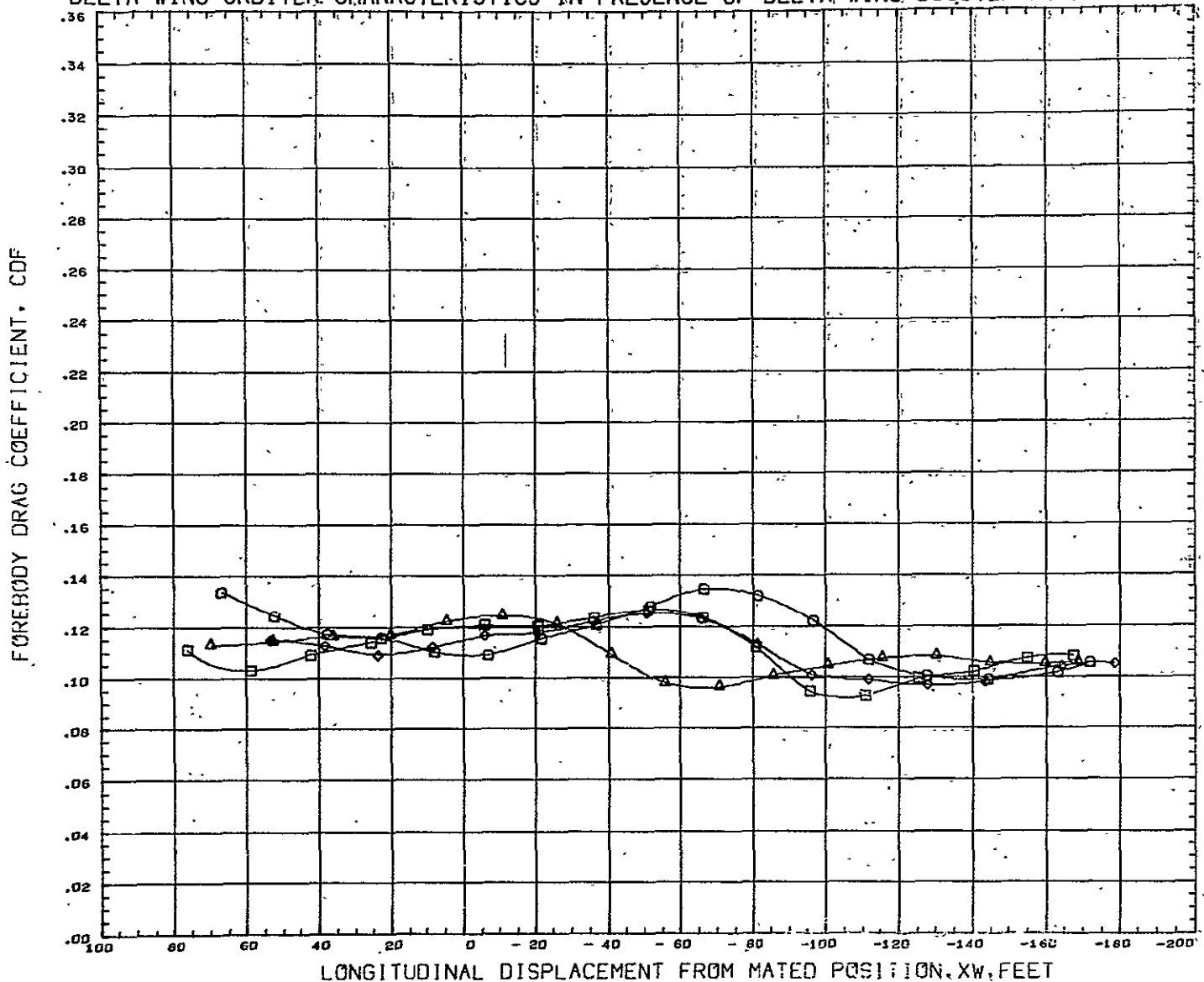
DELTA-WING ORBITER CHARACTERISTICS IN PRESENCE OF DELTA-WING BOOSTER AT M=1.6



SYMBOL	GAP Z	PARAMETRIC VALUES				REFERENCE INFORMATION		
		ALPHA0	ALPHAB	BETA	RUDDER	REFS	REFL	REFD
□	4.380	5.000	0.000	0.000	10.7320	2.8742	4.9798	
◊	13.380	1.600	0.000	0.000	4.9798	4.9788	0.0000	
○	29.380	0.000	0.000	0.000	0.4550	0.0035		
△	54.380							

DATA HIST. CODE #EVHMH

DELTA-WING ORBITER CHARACTERISTICS IN PRESENCE OF DELTA-WING BOOSTER AT M=1.6



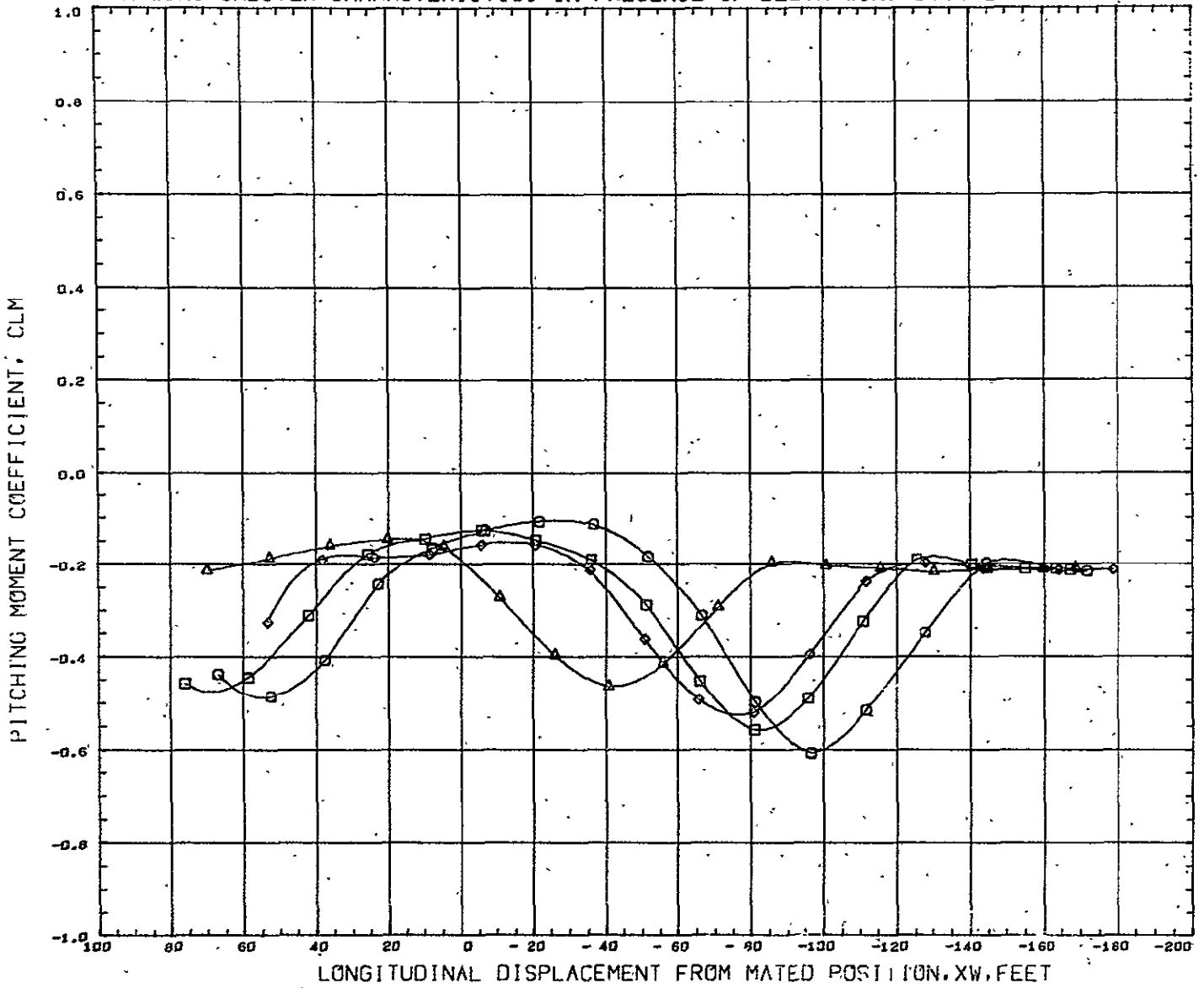
LONGITUDINAL DISPLACEMENT FROM MATED POSITION, XW, FEET

SYMBOL	GAP Z	PARAMETRIC VALUES			
○	4.380	ALPHA0	5.000	ALPHA8	0.000
□	13.380	MACH	1.600	BETA	0.000
◇	29.380	ELVATR	0.000	RUDDER	0.000
△	54.380				

REFERENCE INFORMATION		
REFS	10.7320	sq IN
REFL	2.8742	IN
REFD	4.9798	IN
XMRP	4.9768	IN
YMRP	0.0000	IN
ZMRP	0.4550	IN
SCALE	0.0035	

DATA HIST. CODE *EVHMH

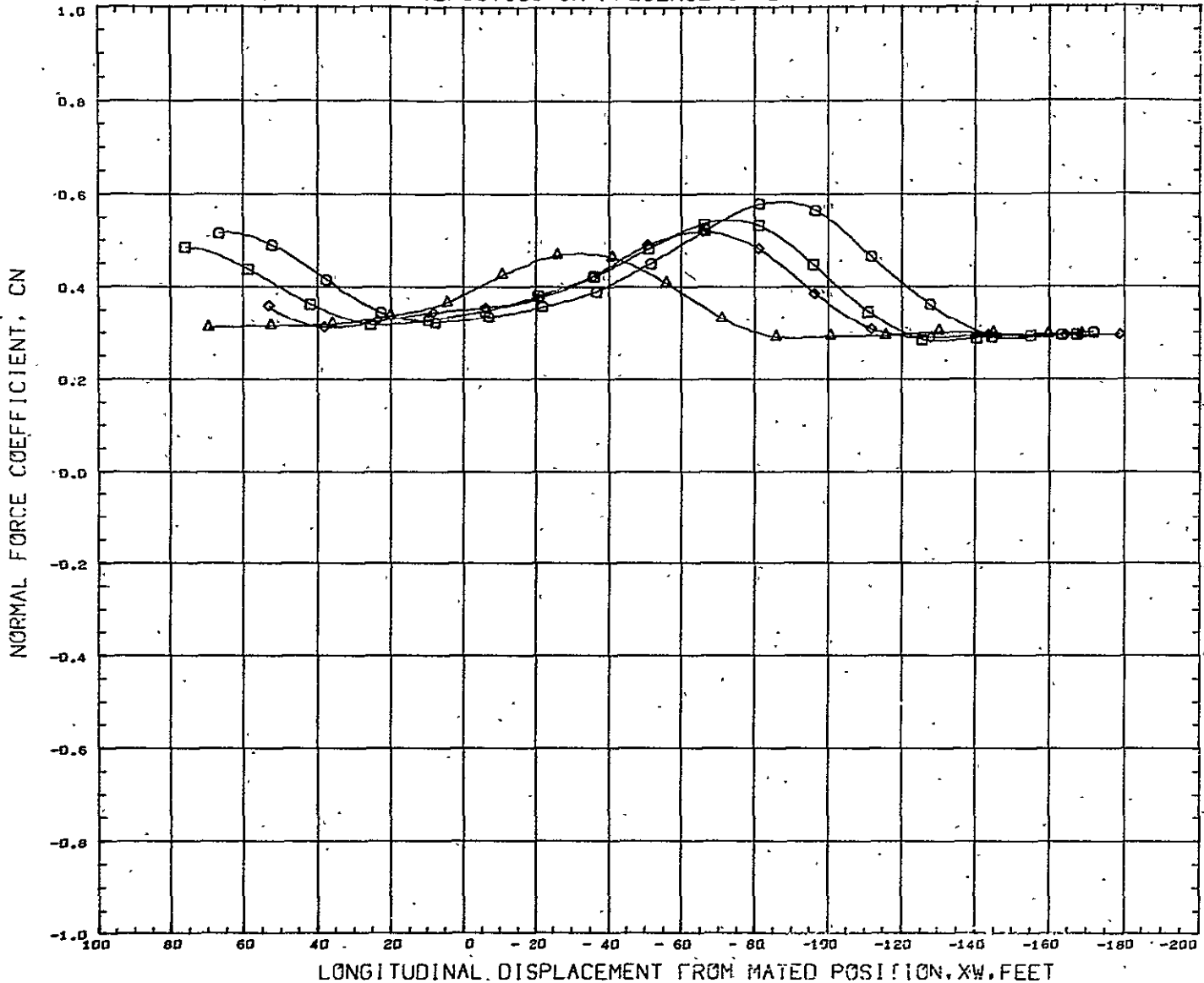
DELTA-WING ORBITER CHARACTERISTICS IN PRESENCE OF DELTA-WING BOOSTER AT M=1.6



SYMBOL	GAP Z	PARAMETRIC VALUES				REFERENCE INFORMATION		
		ALPHA0	ALPHA0	BETA	BETA	REFS	REFL	REFB
○	4.300	5.000	0.000	0.000	10.7320	2.8742	4.9798	IN
□	13.300	1.600	0.000	0.000	4.9798	4.9788	0.0000	IN
◇	29.300	0.000	0.000	0.000	0.0000	0.4550	0.0035	IN
△	54.300							

DATA HIST: CODE #EVHMH

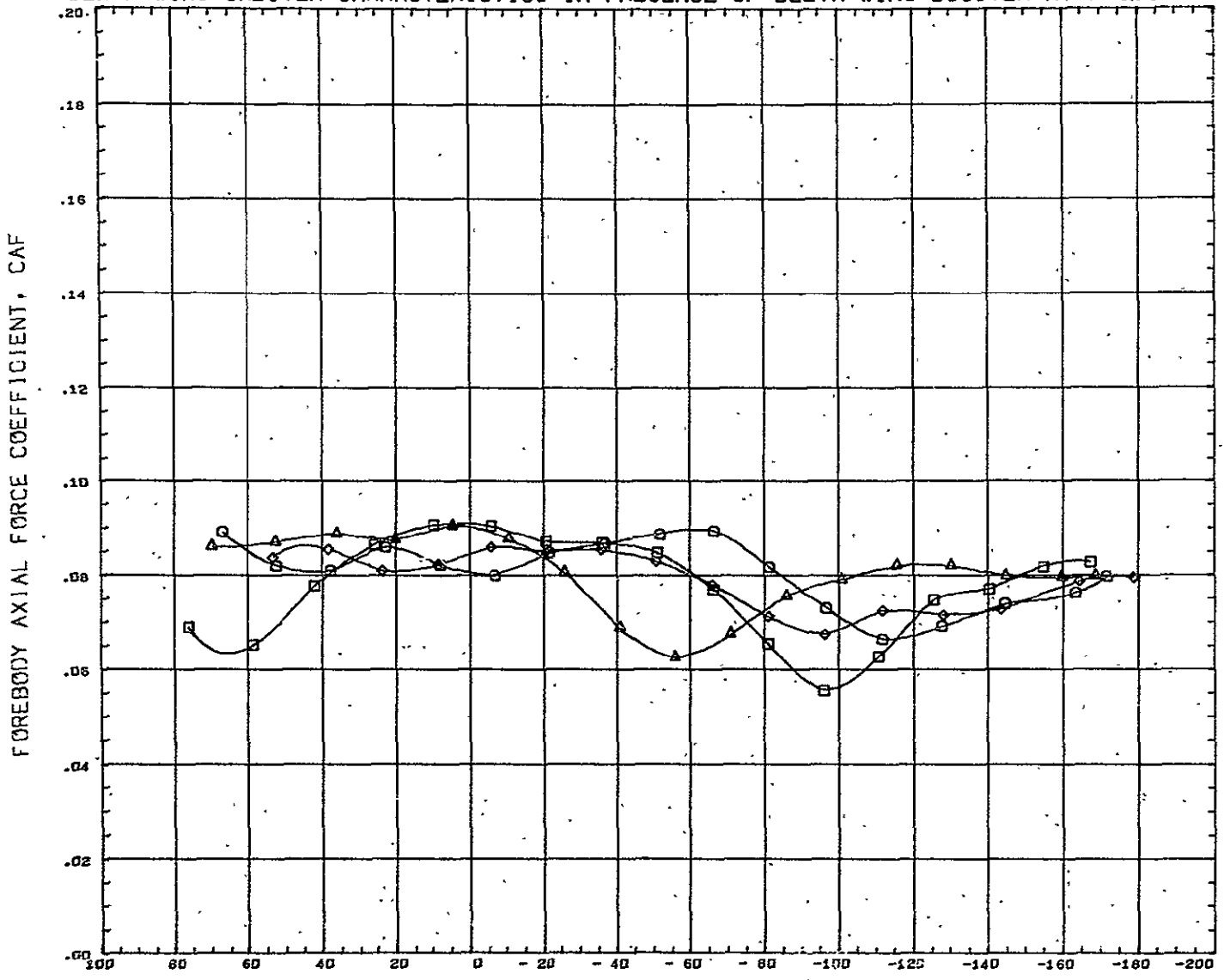
DELTA-WING ORBITER CHARACTERISTICS IN PRESENCE OF DELTA-WING BOOSTER AT M=1.6



SYMBOL	GAP Z	PARAMETRIC VALUES				REFERENCE INFORMATION		
		ALPHA0	HACH	ELVATR	ALPHAB	BETA	RUDDER	REFS
□	4.380	5.000	1.600	0.000	0.000	0.000	15.7320	50
◇	13.380	5.000	1.600	0.000	0.000	0.000	2.8742	IN
◇	29.380	5.000	1.600	0.000	0.000	0.000	4.9798	IN
△	54.380	5.000	1.600	0.000	0.000	0.000	4.9788	IN
							0.0000	IN
							0.4550	IN
							0.0035	IN

DATA HIST. CODE #EVMHH

DELTA-WING ORBITER CHARACTERISTICS IN PRESENCE OF DELTA-WING BOOSTER AT M=1.6

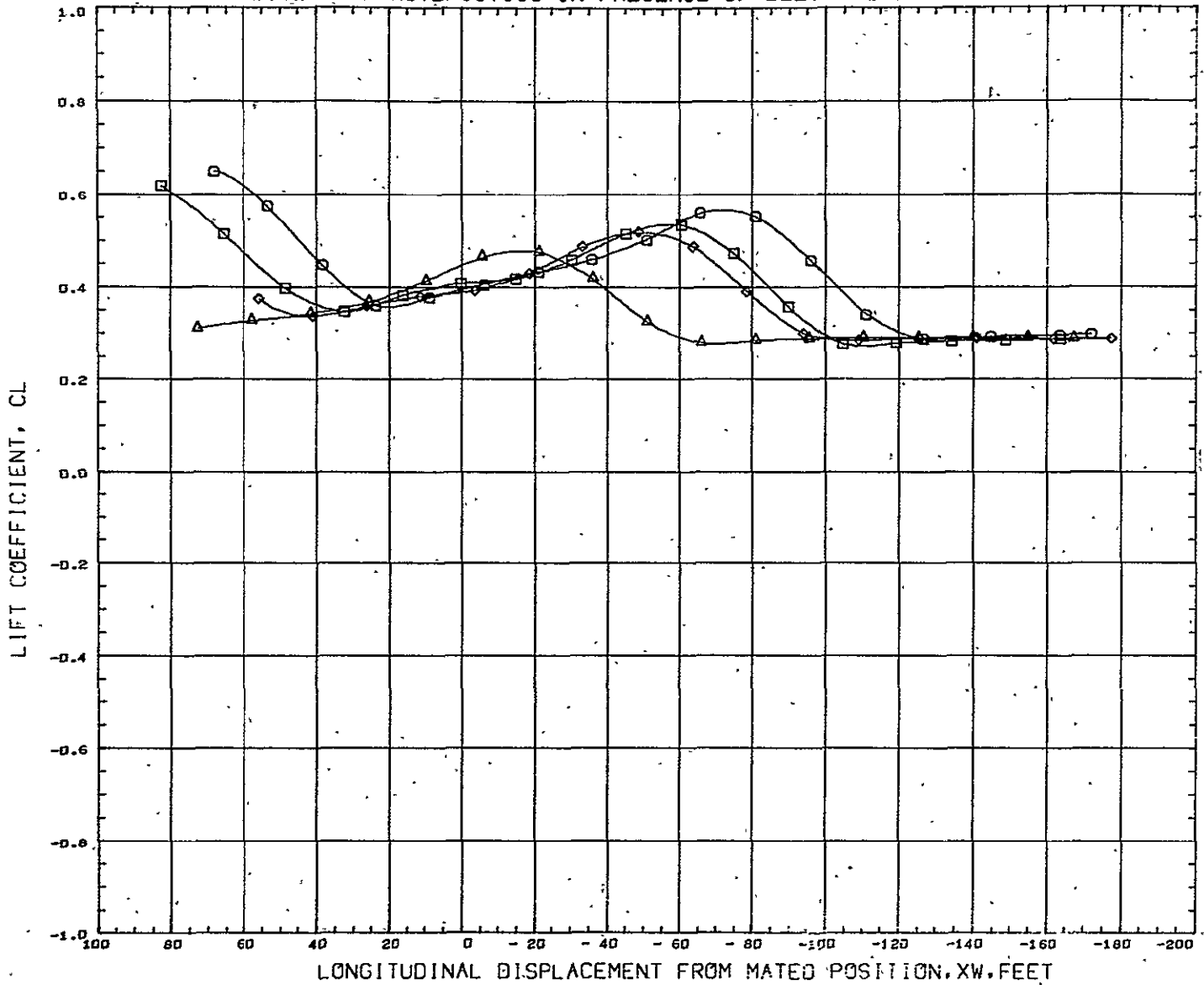


LONGITUDINAL DISPLACEMENT FROM MATED POSITION, XW, FEET

SYMBOL	CAF Z	PARAMETRIC VALUES				REFERENCE INFORMATION		
		ALPHA0	ALPHAB	BETA	RUDDER	REFS	REFL	REFB
□	4.380	5.000	0.000	0.000	0.000	10.7320	2.8742	4.9798
◇	13.380	1.600	0.000	0.000	0.000	4.9798	4.9798	0.0000
○	29.380	0.000	0.000	0.000	0.000	0.4550	0.0035	
△	54.380							

DATA HIST. CODE #EVMMH

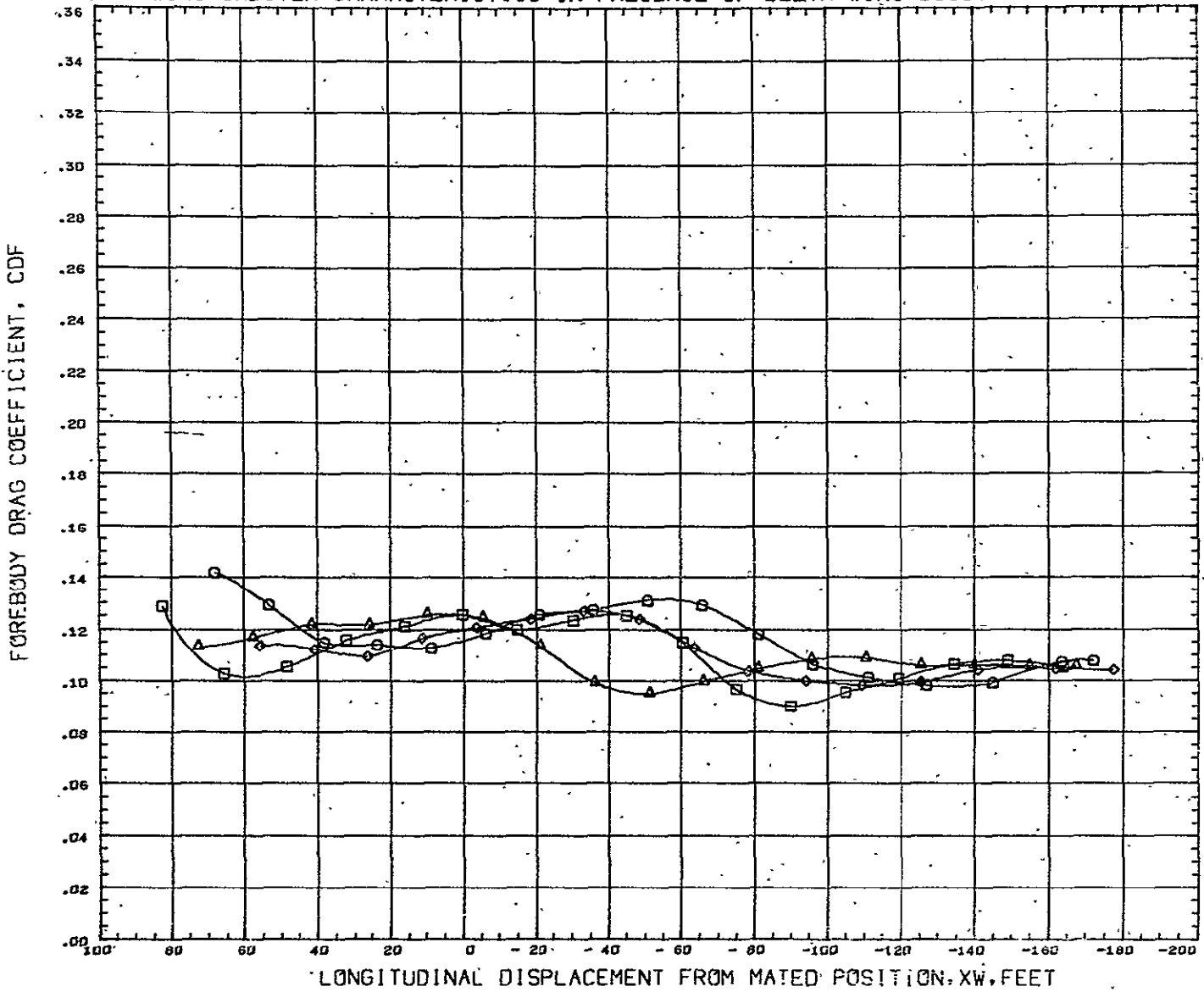
DELTA-WING ORBITER CHARACTERISTICS IN PRESENCE OF DELTA-WING BOOSTER AT M=1.6



SYMBOL	GAP Z	PARAMETRIC VALUES				REFERENCE INFORMATION		
		ALPHA0	ALPHAB	BETA	RUDDER	REFS	REFL	SQ IN
○	4.380	5.000	-5.000	0.000	0.000	10.7320	2.8742	IN
□	13.380	1.600	0.000	0.000	0.000	4.9798	4.9798	IN
◇	29.380	0.000	0.000	0.000	0.000	0.0000	0.4550	IN
△	54.380					0.0035		IN

DATA HIST. CODE M#EVHHH

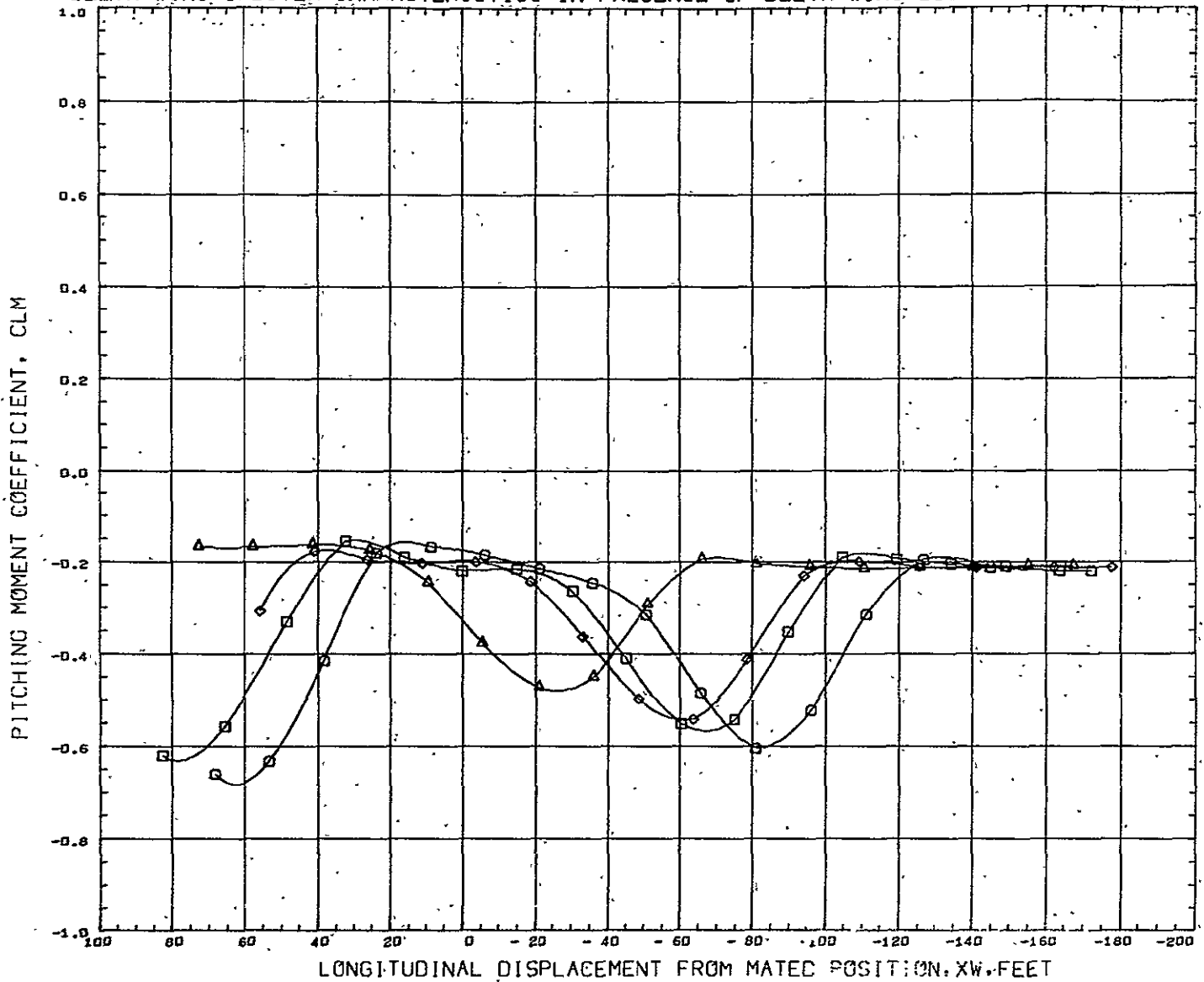
DELTA-WING ORBITER CHARACTERISTICS IN PRESENCE OF DELTA-WING BOOSTER AT M=1.6



SYMBOL	GAP 2	PARAMETRIC VALUES				REFERENCE INFORMATION		
		ALPHA0	ALPHA0	ALPHA0	ALPHA0	REFS	REFL	REFD
○	4.380	ALPHA0	5.000	ALPHA0	- 5.000	10.7320	2.8742	4.9798
□	13.380	HACH	1.600	BETA	0.000	4.9788	4.9788	0.0000
◇	29.380	ELVATR	0.000	RUDDER	0.000	0.4550	0.4550	0.0035
△	54.380							

DATA HIST. CODE 'H#EVHMH

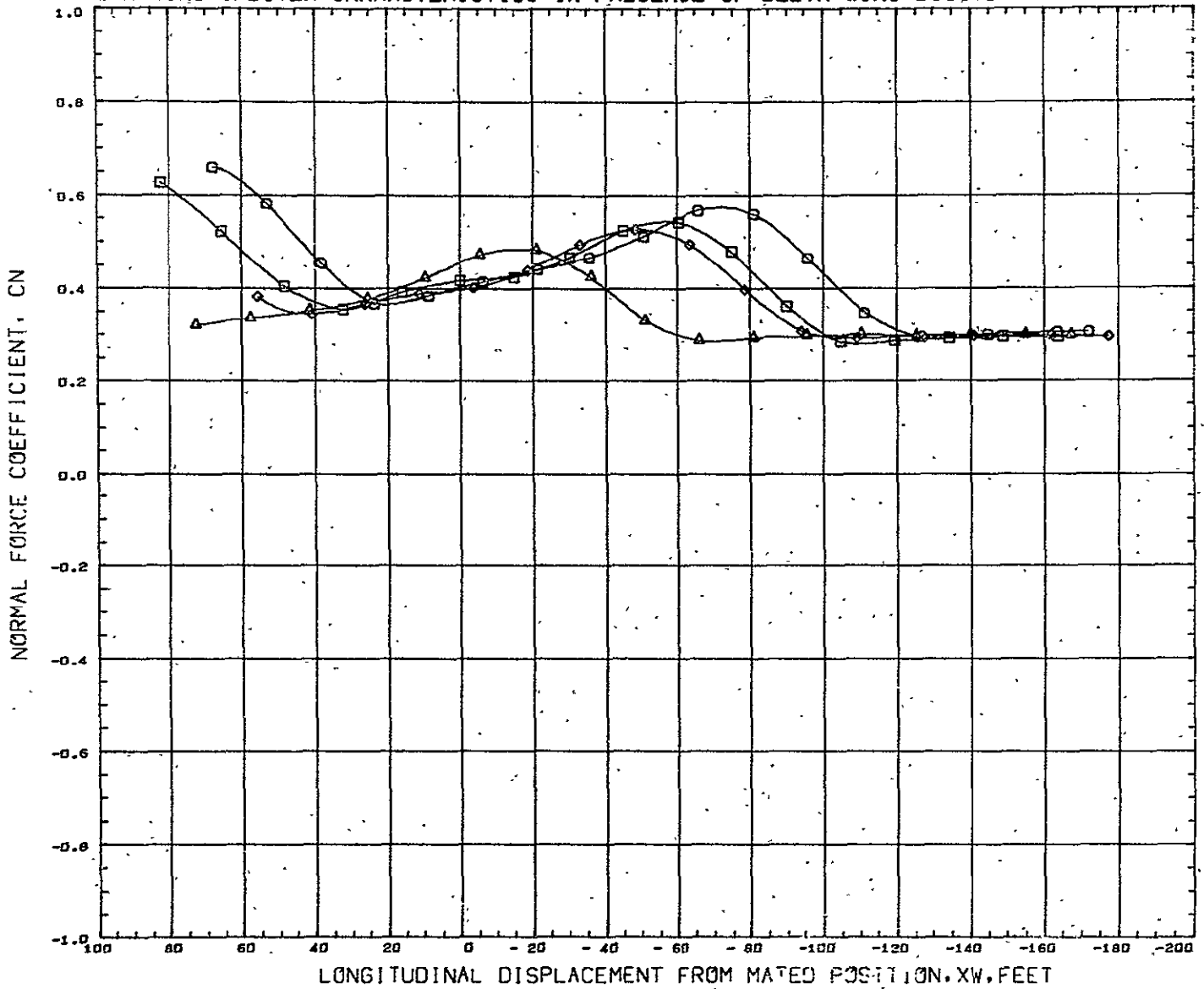
DELTA-WING ORBITER CHARACTERISTICS IN PRESENCE OF DELTA-WING BOOSTER AT M=1.6



SYMBOL	GAP Z	PARAMETRIC VALUES				REFERENCE INFORMATION		
□	4.380	ALPHA0	5.000	ALPHA8	- 5.000	REF5	10.7320	50 IN
◇	13.380	MACH	1.600	BETA	0.000	REFL	2.8742	IN
◇	29.380	ELVATR	0.000	RUDDER	0.000	REFB	4.9798	IN
△	54.380					XMRP	4.9788	IN
						YMRP	0.0000	IN
						ZMRP	0.4550	IN
						SCALE	0.0075	

DATA HIST. CODE M#EVMMH

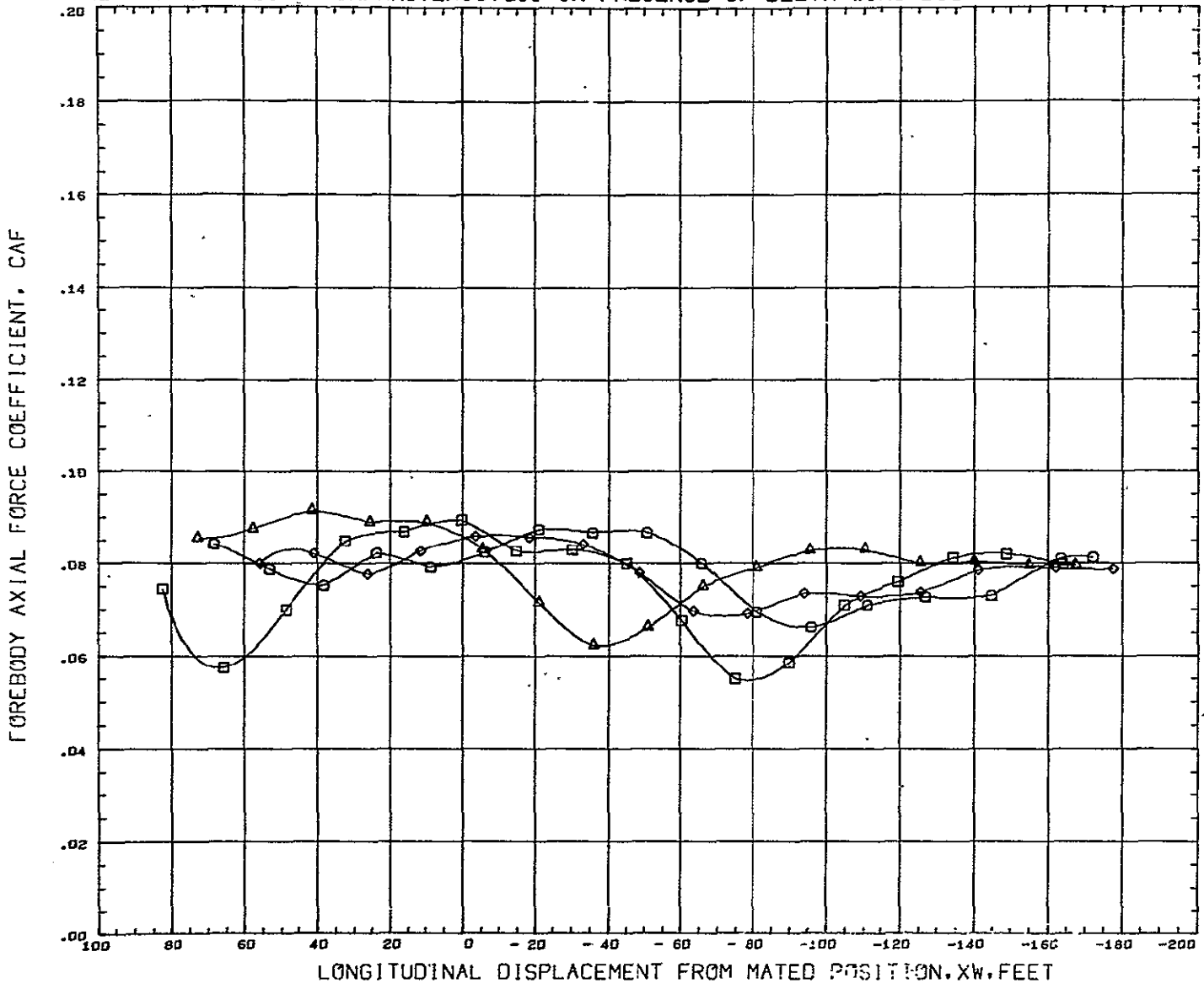
DELTA-WING ORBITER CHARACTERISTICS IN PRESENCE OF DELTA-WING BOOSTER AT M=1.6



SYMBOL	GAP Z	PARAMETRIC VALUES				REFERENCE INFORMATION		
		ALPHA0	ALPHAB	BETA	RUDDER	REFS	REFL	REFB
□	4.380	5.000	-5.000	0.000	0.000	10.7320	2.8742	4.9798
○	13.380	5.000	-5.000	0.000	0.000	10.7320	2.8742	4.9798
◇	29.380	5.000	-5.000	0.000	0.000	10.7320	2.8742	4.9798
△	54.380	5.000	-5.000	0.000	0.000	10.7320	2.8742	4.9798

DATA HIST. CODE M#EVHNR

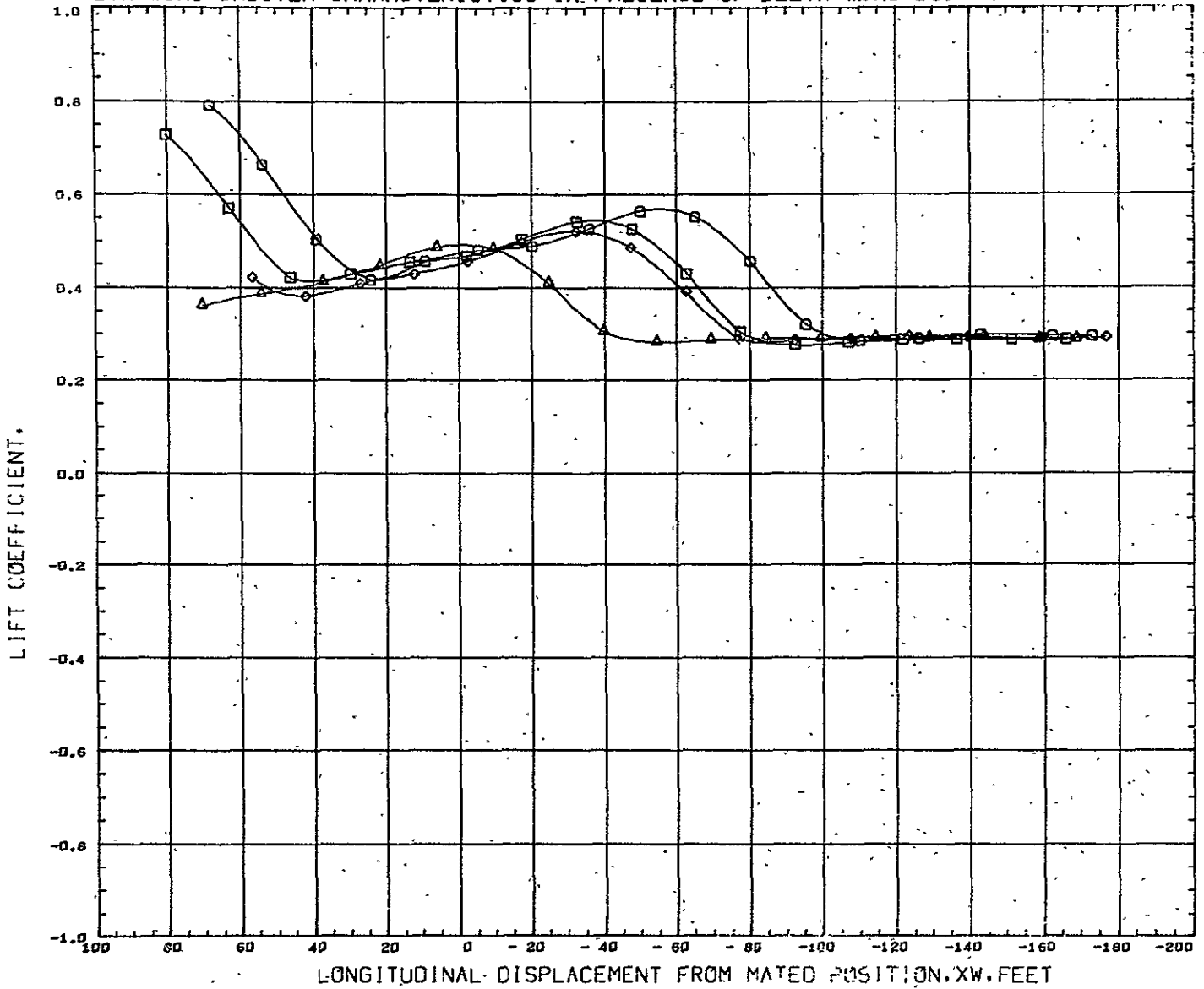
DELTA-WING ORBITER CHARACTERISTICS IN PRESENCE OF DELTA-WING BOOSTER AT M=1.6



SYMBOL	GAP Z	PARAMETRIC VALUES				REFERENCE INFORMATION		
		ALPHA0	ALPHA0	ALPHAB	BETA	REFS	REFL	REFB
□	4.380	5.000	5.000	- 5.000	10.7320	2.8742	4.9798	IN
◇	13.380	1.600	0.000	0.000	4.9788	0.0000	0.4550	IN
◊	29.380	0.000	0.000	0.000	0.0000	0.4550	0.0035	IN
△	54.380							

DATA HIST. CODE M#EVMHH

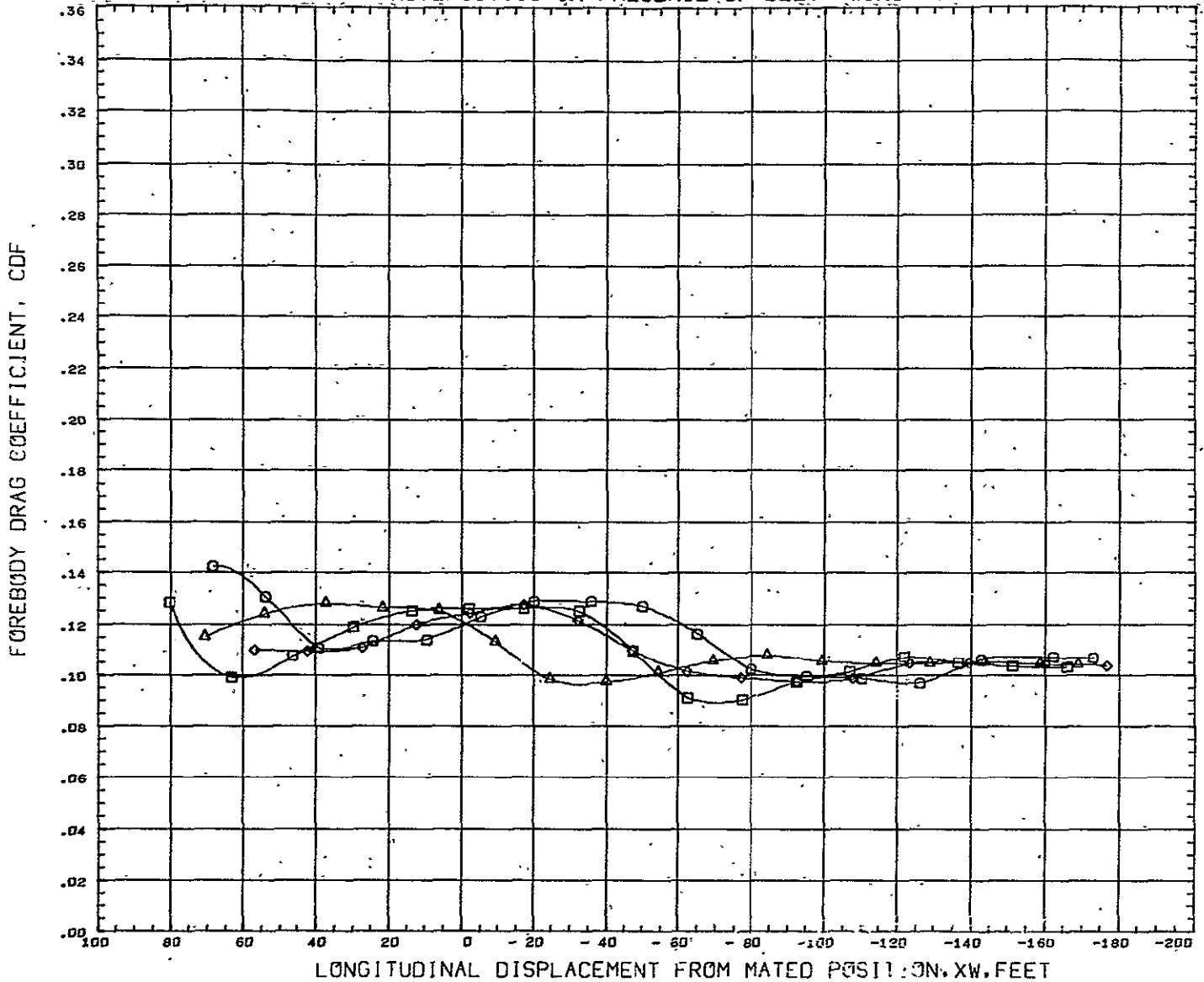
DELTA-WING ORBITER CHARACTERISTICS IN PRESENCE OF DELTA-WING BOOSTER AT M=1.6



SYMBOL	CAP Z	PARAMETRIC VALUES				REFERENCE INFORMATION		
		ALPHA	BETA	ALPHAB	BETAB	REFS	REFL	REFB
□	4.380	5.000	10.000	-10.000	10.7320	2.8742	4.9798	sq IN
◇	13.380	1.600	0.000	0.000	4.9788	0.0000	0.4550	IN
△	29.380	0.000	0.000	0.000	0.0035			IN
	54.380							IN

DATA HIST. CODE #EVHMM

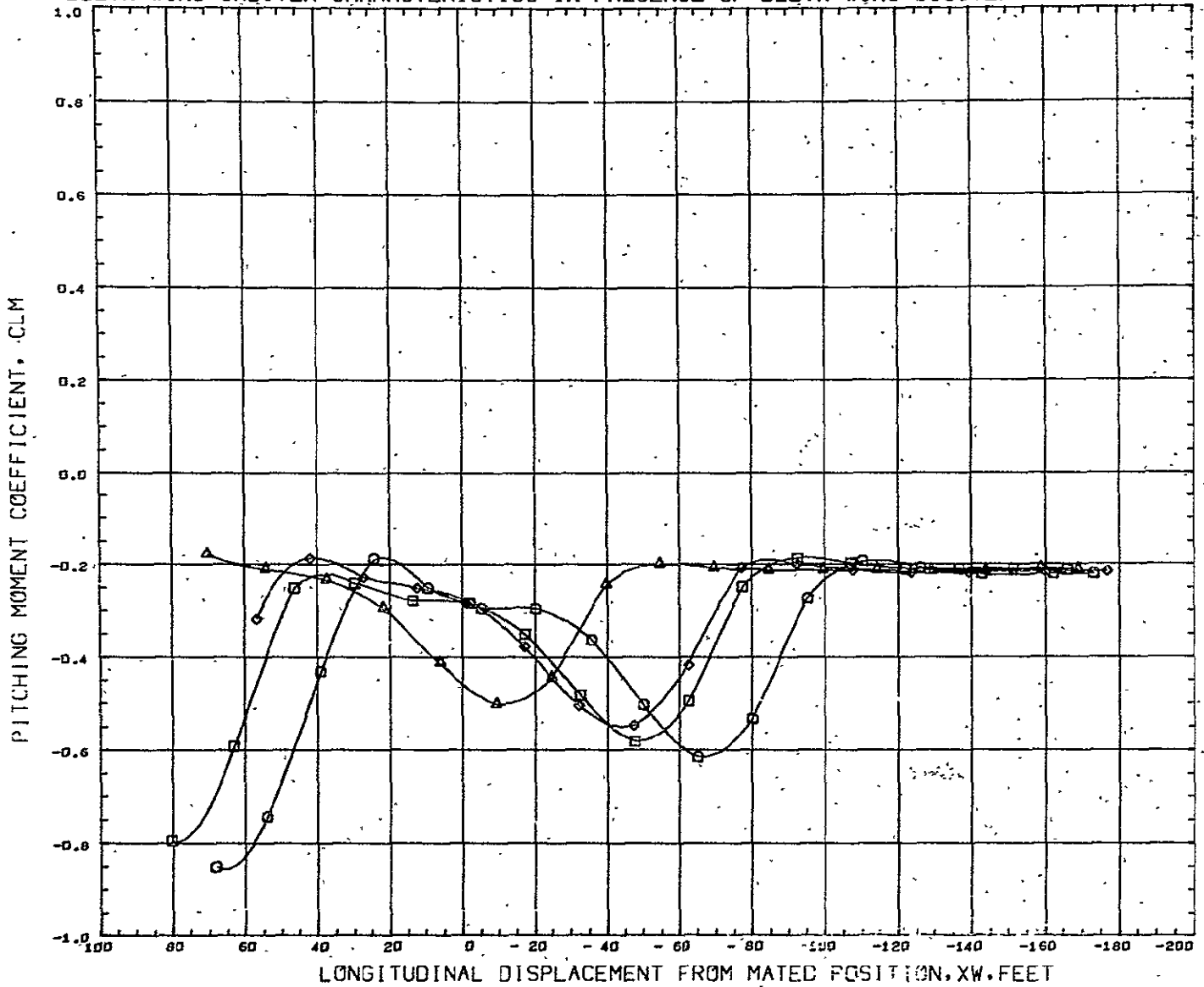
DELTA-WING ORBITER CHARACTERISTICS IN PRESENCE OF DELTA-WING BOOSTER AT M=1.6



SYMBOL	GAP Z	PARAMETRIC VALUES				REFERENCE INFORMATION		
○	4.380	ALPHA0	5.000	ALPHA8	-10.000	REFS	10.7320	Sq IN
□	13.380	HACH	1.600	BETA	0.000	REFL	2.8742	IN
◇	29.380	ELVATR	0.000	RUDDER	0.000	REFB	4.9798	IN
△	54.380					XMRP	4.9788	IN
						YMRP	0.0000	IN
						ZMRP	0.4550	IN
						SCALE	0.0035	

DATA HIST. CODE *EVMHH

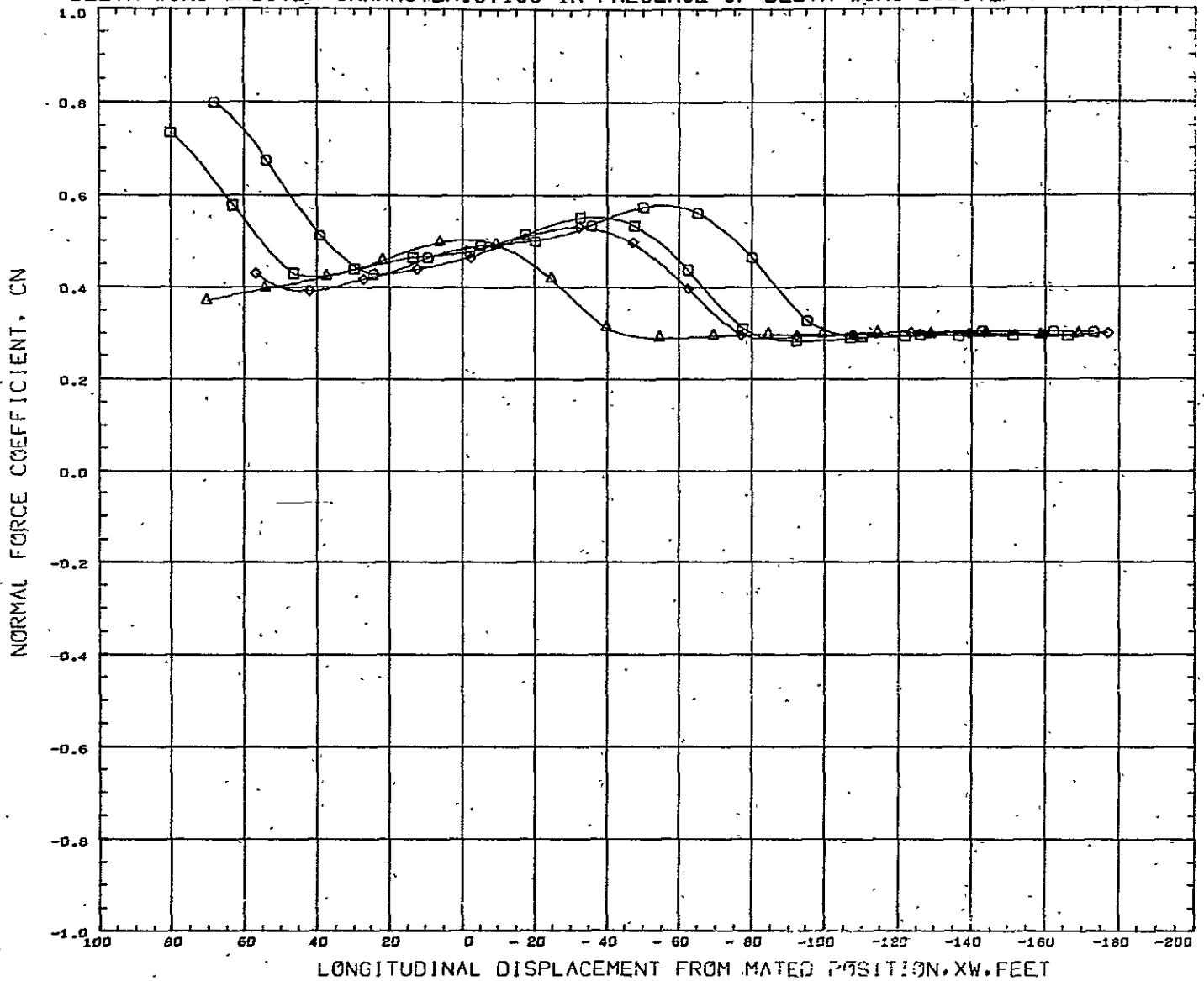
DELTA-WING ORBITER CHARACTERISTICS IN PRESENCE OF DELTA-WING BOOSTER AT M=1.6



SYMBOL	GAP Z	PARAMETRIC VALUES				REFERENCE INFORMATION		
○	4.380	ALPHA0	5.000	ALPHA8	-10.000	REFS	10.7320	52 IN
□	13.380	MACH	1.600	BETA	0.000	REFL	2.8742	IN
◇	29.380	ELVATR	0.000	RUDDER	0.000	REFB	4.9798	IN
△	54.380					XMRP	4.9788	IN
						YMRP	0.0000	IN
						ZMRP	0.4550	IN
						SCALE	0.0035	

DATA HIST. CODE #EVHMM

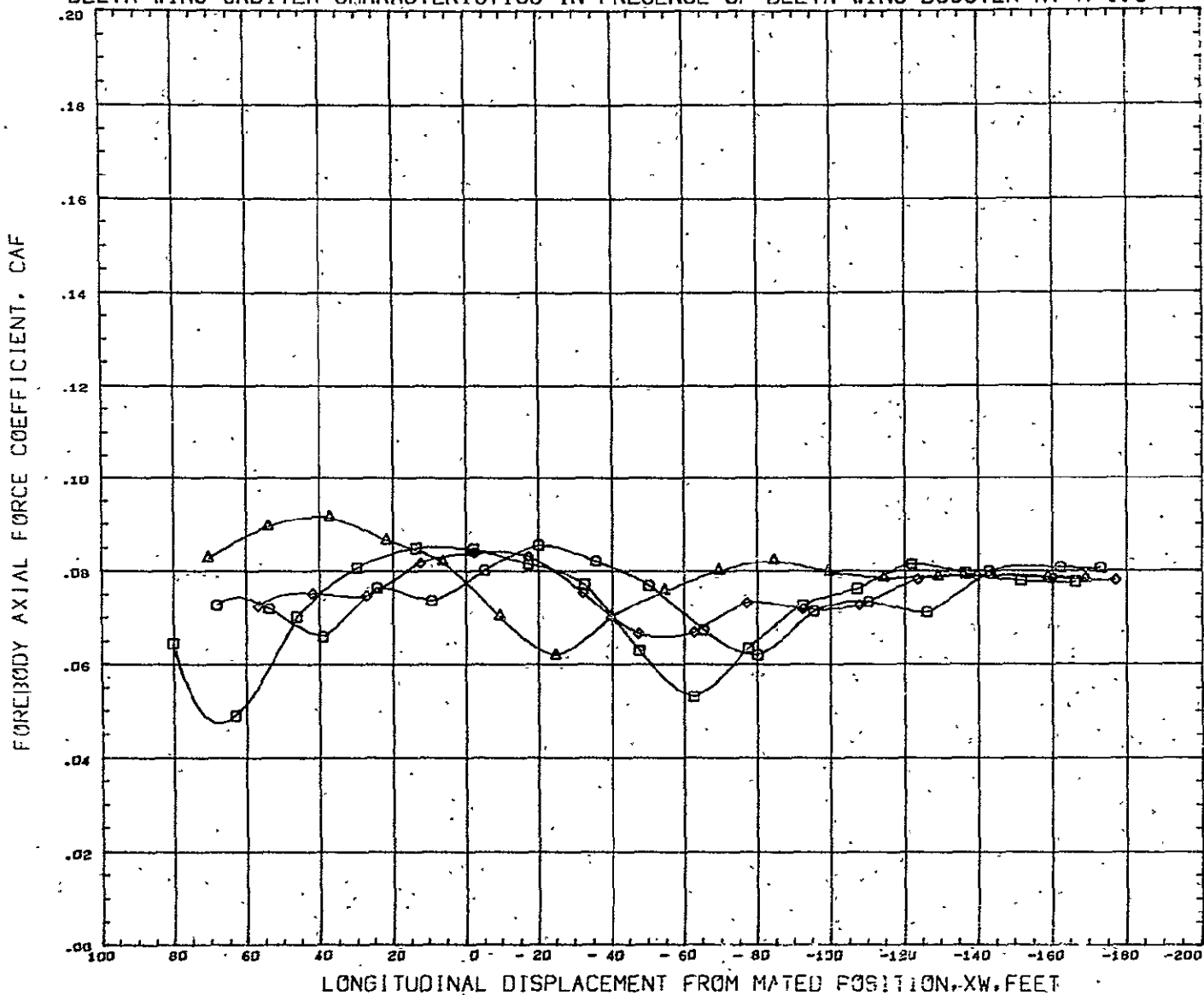
DELTA-WING ORBITER CHARACTERISTICS IN PRESENCE OF DELTA-WING BOOSTER AT M=1.6



SYMBOL	GAP Z	PARAMETRIC VALUES				REFERENCE INFORMATION		
		ALPHA0	ALPHAB	BETA	RUDDER	REFS	REFL	REFB
□	4.380	5.000	-10.000	0.000	0.000	10.7320	2.8742	4.9798
○	13.380	1.600	0.000	0.000	0.000	4.9788	0.0000	0.4550
◇	29.380	0.000	0.000	0.000	0.000	0.0035		
△	54.380							

DATA HIST. CODE 8EVHMM

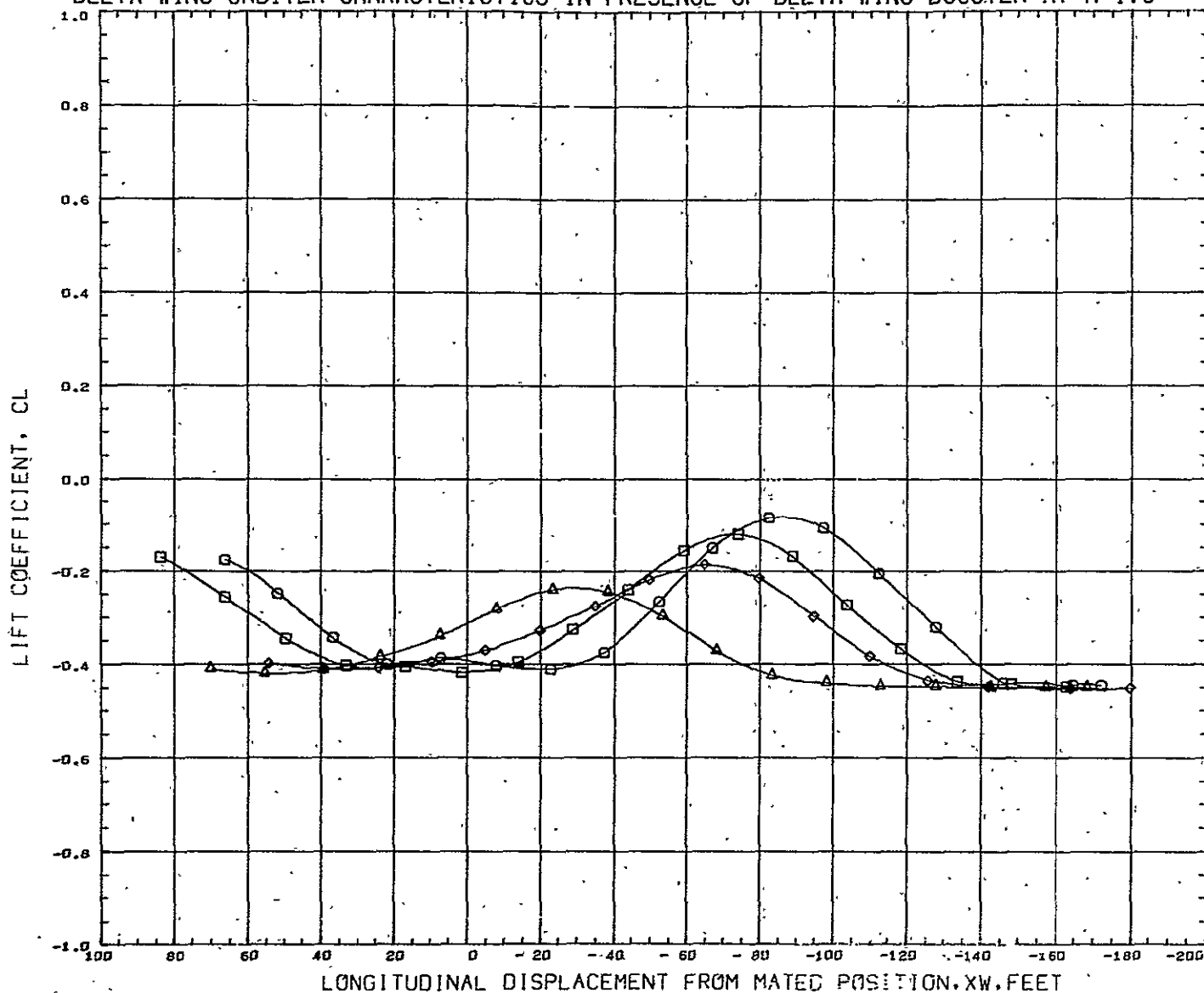
DELTA-WING ORBITER CHARACTERISTICS IN PRESENCE OF DELTA-WING BOOSTER AT M=1.6



SYMBOL	CAF Z	PARAMETRIC VALUES				REFERENCE INFORMATION								
		ALPHA0	MACH	ELVATR	ALPHAB	BETA	RUCDCR	REFS	REFL	REFB	XMRF	YMRF	ZMRF	SCALE
□	4.380	5.000	1.600	0.000	-10.000	0.000	0.000	10.7320	2.8742	4.9798	4.9788	0.0000	0.4550	0.0035
○	13.380													
◇	29.380													
△	54.380													

DATA HIST. CODE #EVHMK

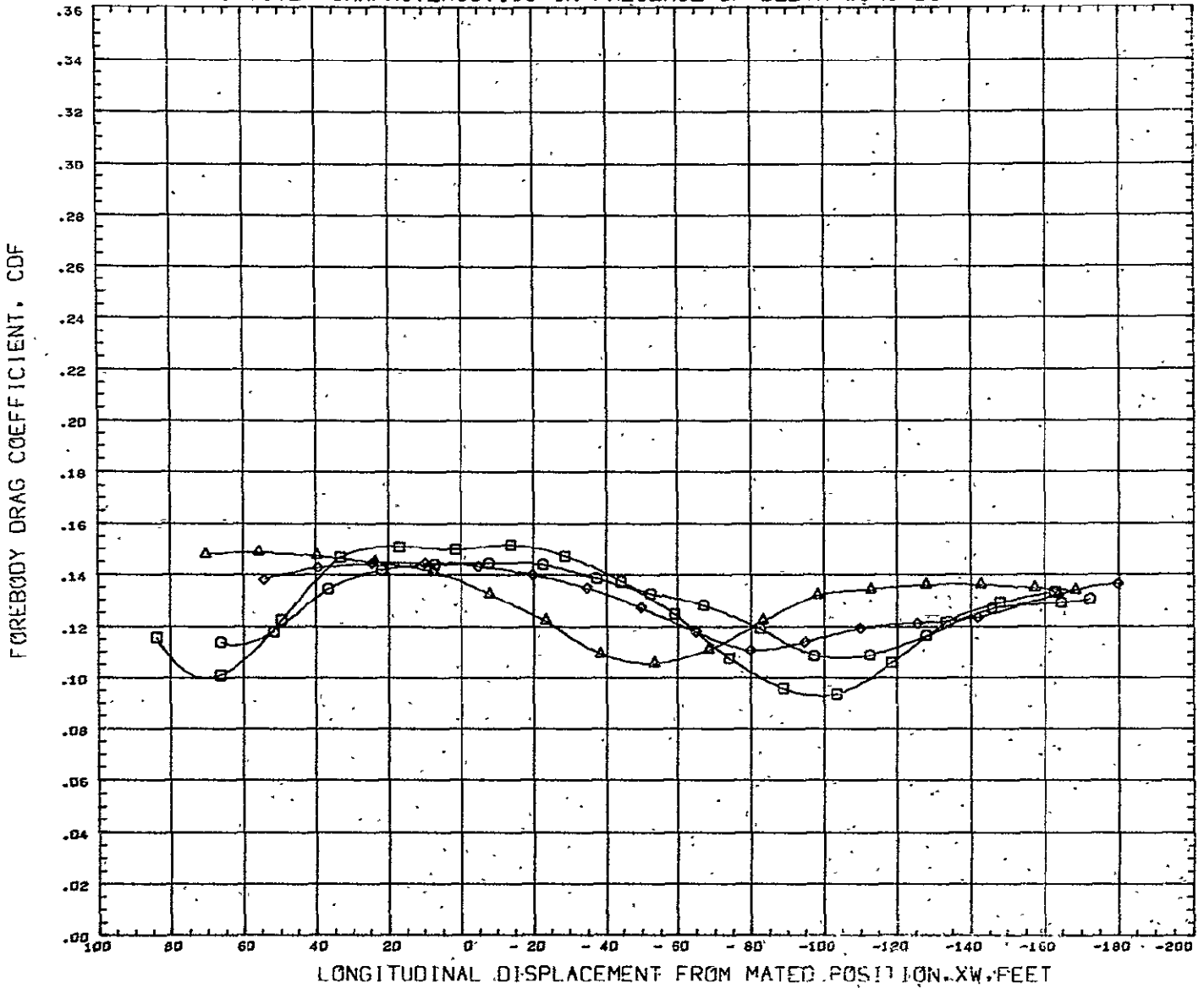
DELTA-WING ORBITER CHARACTERISTICS IN PRESENCE OF DELTA-WING BOOSTER AT M=1.6



SYMBOL	GAP Z	PARAMETRIC VALUES				REFERENCE INFORMATION		
		ALPHA0	ALPHAB	BETA	RUDDER	REFS	REFL	REFB
○	4.380	- .5.000	- 5.000	0.000	0.000	10.7320	2.8742	4.9798
□	13.380	1.600	0.000	0.000	0.000	4.9798	4.9798	0.0000
◇	29.380	0.000	0.000	0.000	0.000	0.4550	0.4550	0.0035
△	54.380							

DATA HIST. CODE #EVMMH

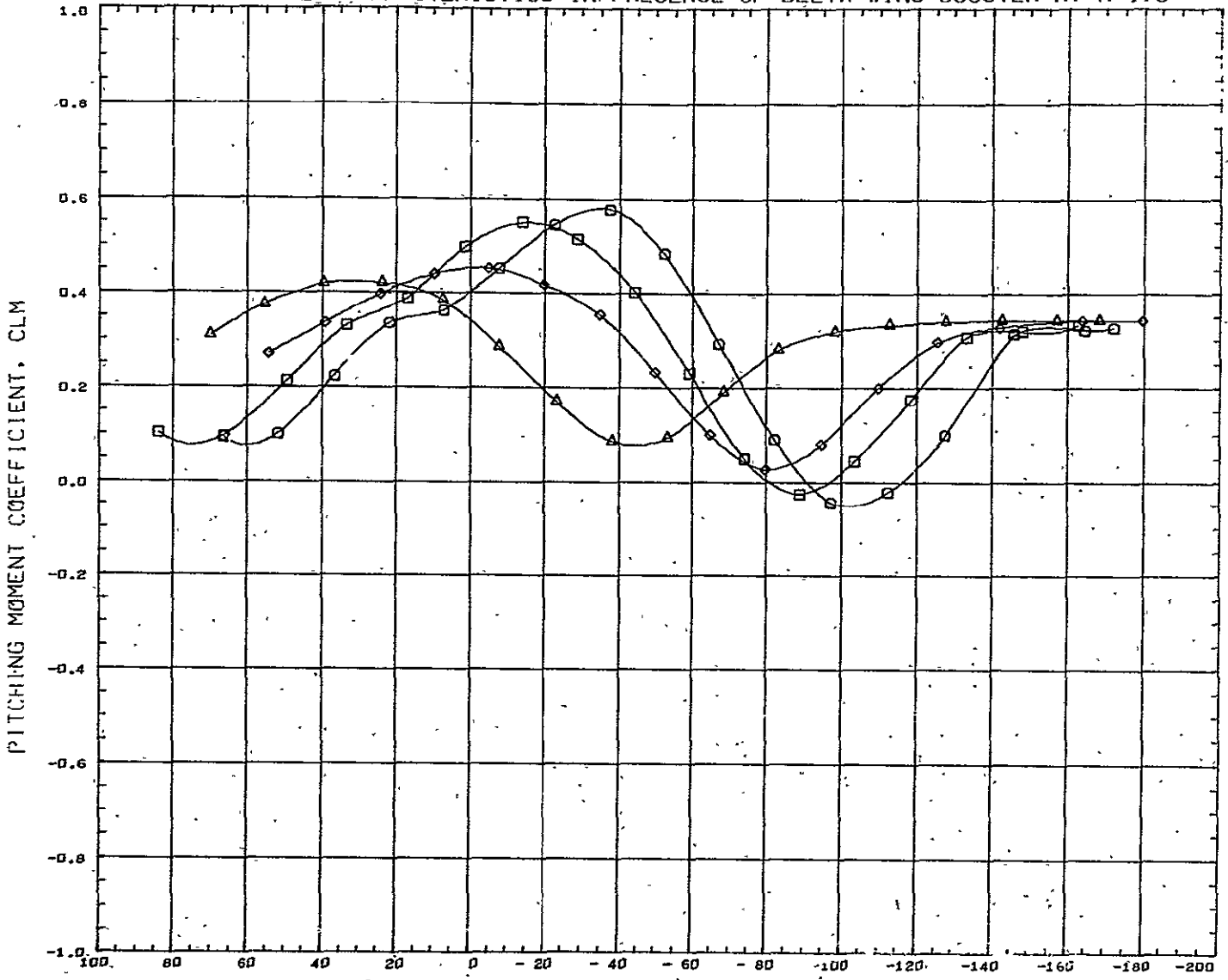
DELTA-WING ORBITER CHARACTERISTICS IN PRESENCE OF DELTA-WING BOOSTER AT M=1.6



SYMBOL	GAP Z	PARAMETRIC VALUES				REFERENCE INFORMATION		
		ALPHA0	ALPHAB	BETA	RUDDER	REFS	REFL	REFB
□	4.380	5.000	5.000	0.000	0.000	10.7320	2.8742	4.9798
○	13.380	1.600	0.000	0.000	0.000		4.9788	0.0000
◇	29.380	0.000	0.000	0.000	0.000		0.4550	0.0035
△	54.380							

DATA HIST. CODE #EVMHM

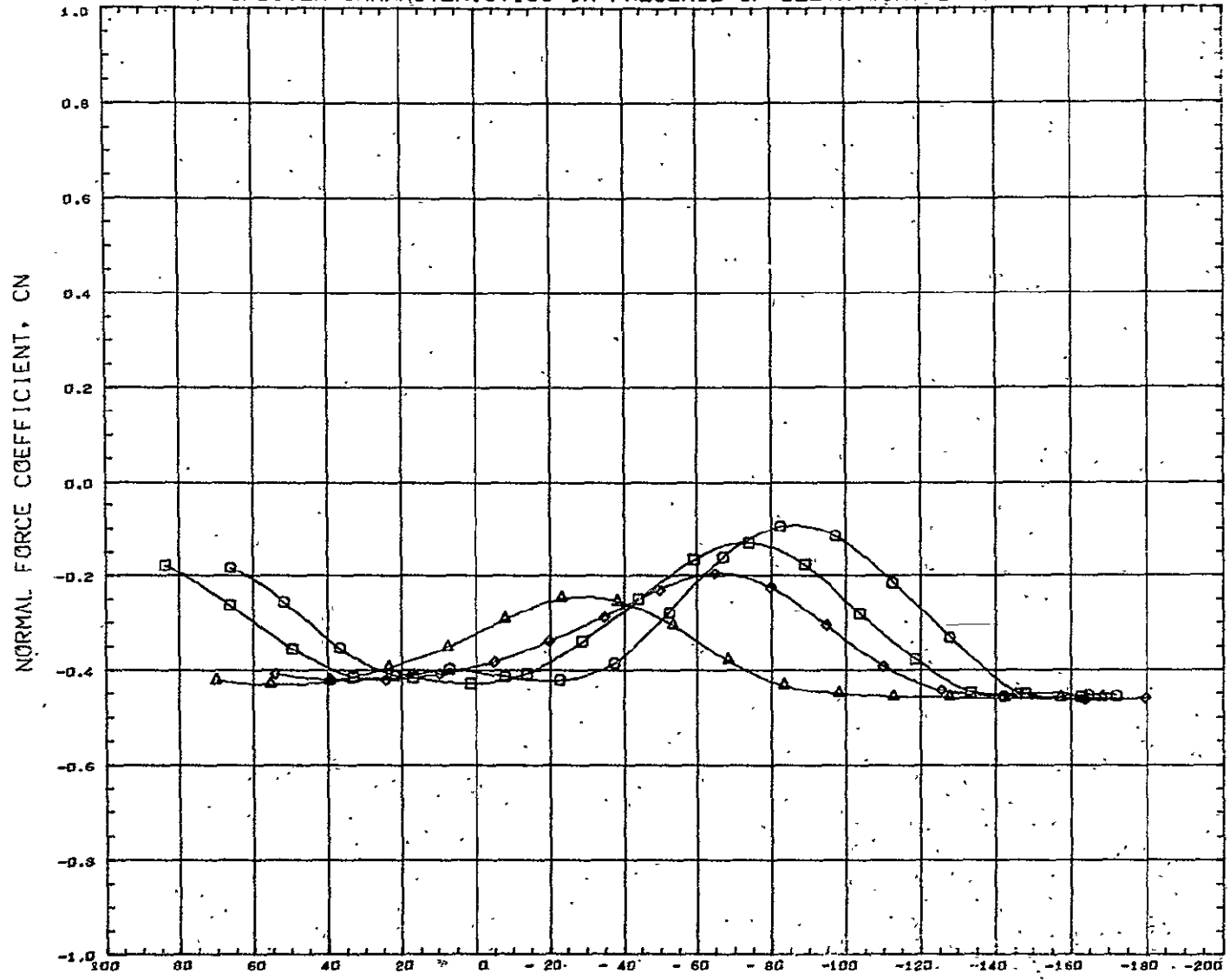
DELTA-WING ORBITER CHARACTERISTICS IN PRESENCE OF DELTA-WING BOOSTER AT M=1.6



SYMBOL	GAP Z	PARAMETRIC VALUES				REFERENCE INFORMATION		
○	4.380	ALPHA0	- 5.000	ALPHAB	- 5.000	REFS	10.7320	SQ IN
◻	13.380	MACH	1.600	BETA	0.000	REFL	2.8742	IN
◇	29.380	ELVATR	0.000	RUDDER	0.000	REFB	4.9798	IN
△	54.380					XMRP	4.9788	IN
						YMRP	0.0000	IN
						ZMRP	0.4550	IN
						SCALE	0.0035	

DATA HIST. CODE #EVHMH

DELTA-WING ORBITER CHARACTERISTICS IN PRESENCE OF DELTA-WING BOOSTER AT M=1.6

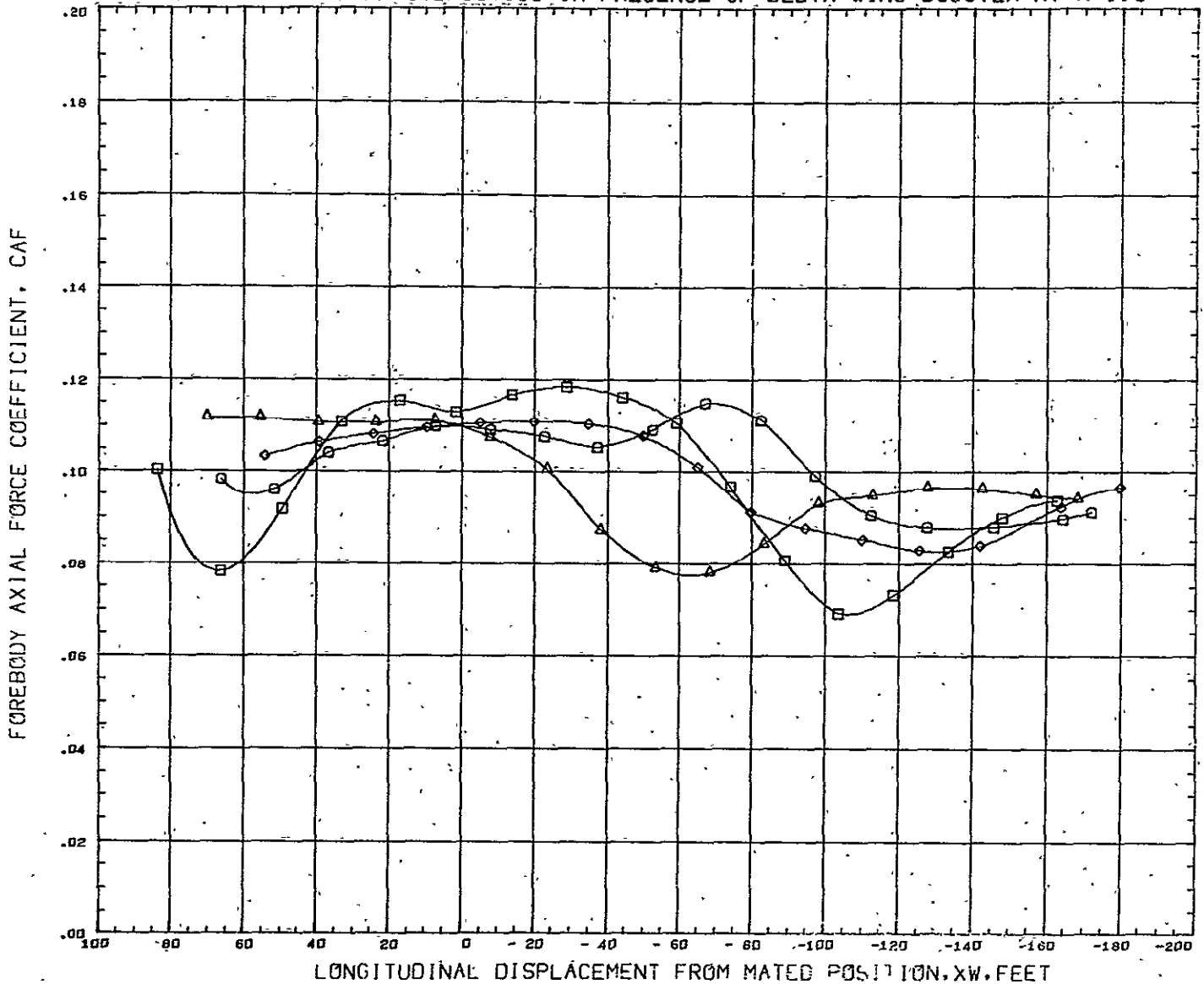


LONGITUDINAL DISPLACEMENT FROM MATED POSITION, XW, FEET

SYMBOL	CAP Z	PARAMETRIC VALUES				REFERENCE INFORMATION									
		ALPHA0	HACH	ELVATR	ALPHAB	BETA	RUDDER	REFS	REFL	REFB	XMRP	YMRP	ZMRP	SCALE	SQ IN
□	4.380	5.000	1.600	0.000	5.000	0.000	0.000	10.7320	2.8742	4.9798	4.9788	0.0000	0.4550	0.0035	IN
○	13.380														IN
△	29.380														IN
◇	54.380														IN

DATA HIST. CODE #EVMM

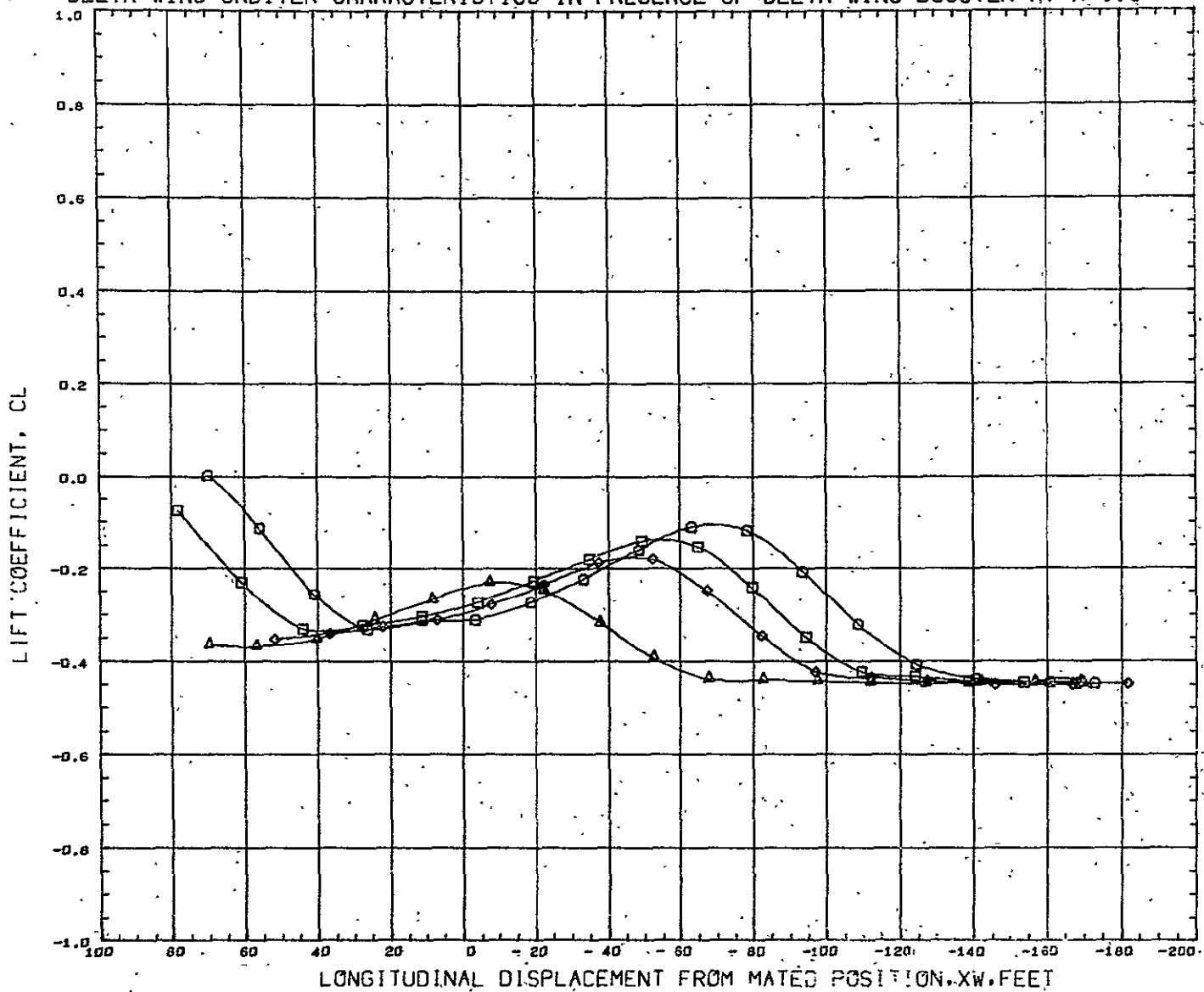
DELTA-WING ORBITER CHARACTERISTICS IN PRESENCE OF DELTA-WING BOOSTER AT M=1.6



SYMBOL	CAF Z	PARAMETRIC VALUES				REFERENCE INFORMATION		
○	4.380	ALPHA0	- 5.000	ALPHA8	- 5.000	REFS	10.7320	sq IN
□	13.380	MACH	1.600	BETA	0.000	REFL	2.8742	IN
◇	29.380	ELVATR	0.000	RUDDER	0.000	REFB	4.9798	IN
△	54.380					XMRP	4.9788	IN
						YMRP	0.0000	IN
						ZMRP	0.4550	IN
						SCALE	0.0035	

DATA HIST. CODE: #EVMMH

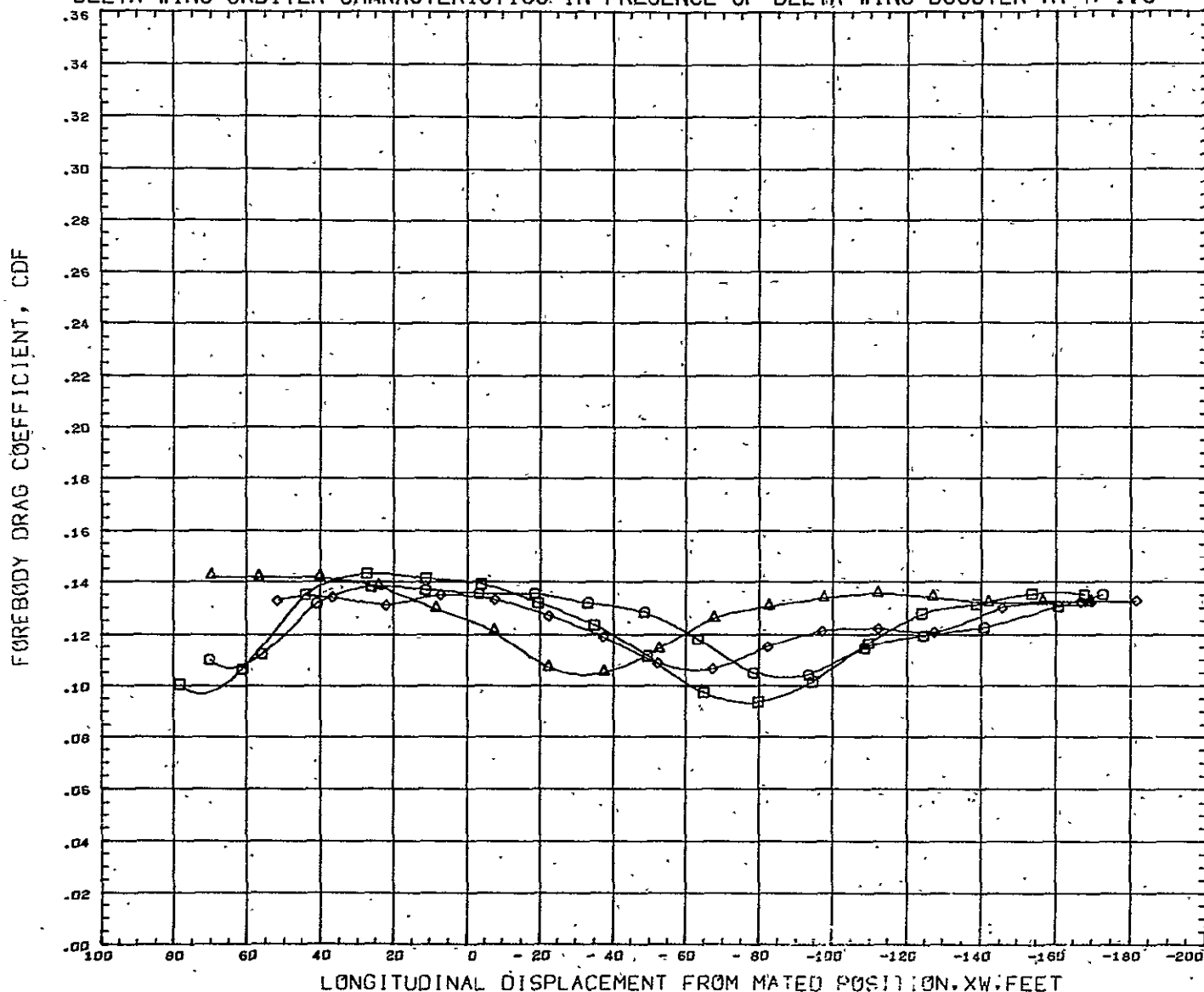
DELTA-WING ORBITER CHARACTERISTICS IN PRESENCE OF DELTA-WING BOOSTER AT M=1.6



SYMBOL	CAF Z	PARAMETRIC VALUES				REFERENCE INFORMATION		
□	4.380	ALPHA0	- 5.000	ALPHA8	- 10.000	REFS	10.7320	SQ IN
○	13.380	MACH	1.600	BETA	0.000	REFL	2.8742	IN
○	29.380	ELVATR	0.000	RUDDER	0.000	REFB	4.9798	IN
Δ	54.380					XHRP	4.9788	IN
						YHRP	0.0000	IN
						ZHRP	0.4550	IN
						SCALE	0.0035	

DATA HIST. CODE #EVHMH

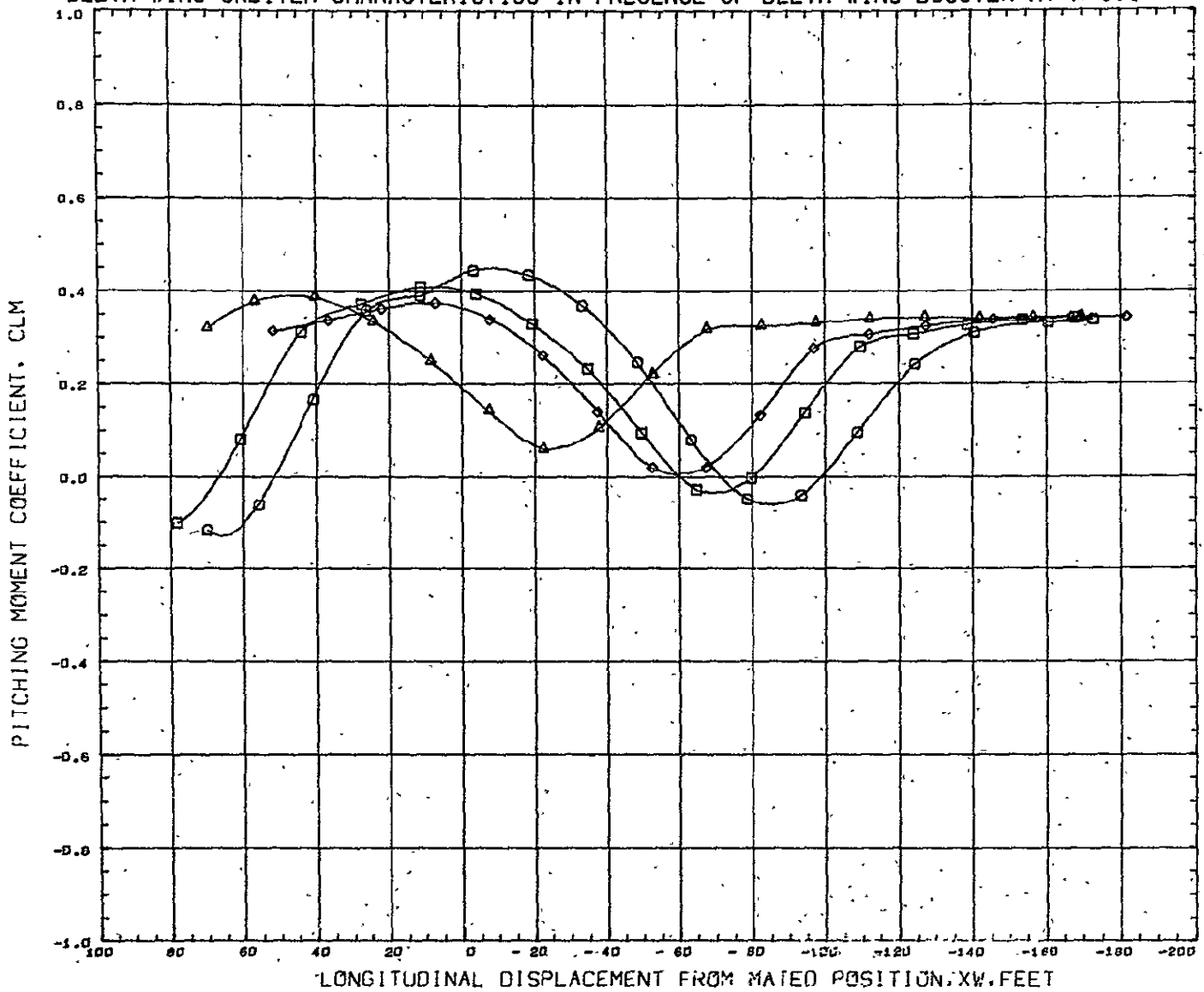
DELTA-WING ORBITER CHARACTERISTICS IN PRESENCE OF DELTA-WING BOOSTER AT M=1.6



SYMBOL	GAP Z	PARAMETRIC VALUES				REFERENCE INFORMATION		
□	4.380	ALPHA0	- 5.000	ALPHAB	- 10.000	REFS	10.7320	50 IN
◇	13.380	MACH	1.600	BETA	0.000	REFL	2.8742	IN
◇	29.380	ELVATR	0.000	RUDDER	0.000	REFD	4.9798	IN
△	54.380					XHRP	4.9788	IN
						YHRP	0.0000	IN
						ZHRP	-0.4550	IN
						SCALE	0.0035	

DATA HIST. CODE =EVNMM

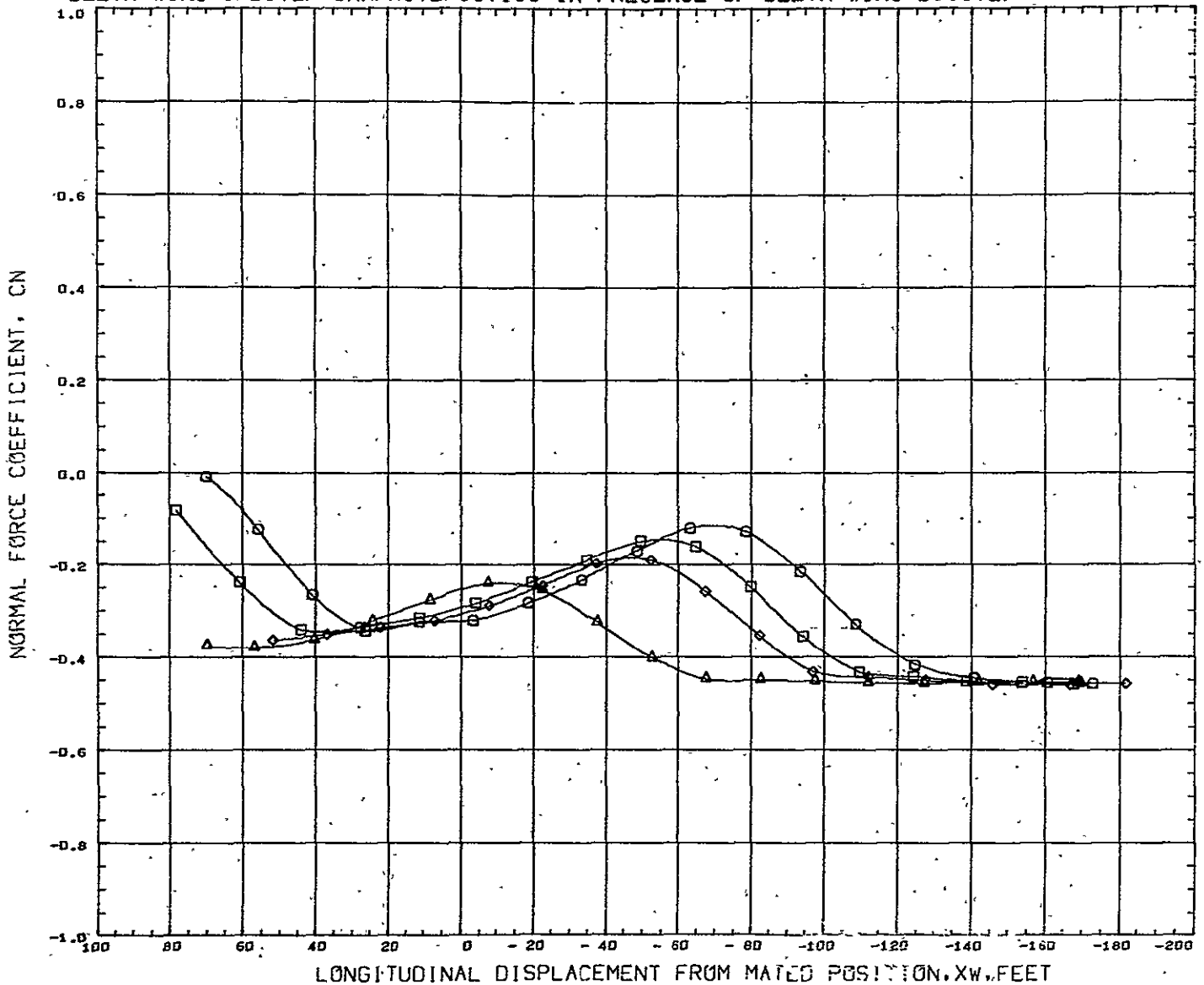
DELTA-WING ORBITER CHARACTERISTICS IN PRESENCE OF DELTA-WING BOOSTER AT M=1.6



SYMBOL	GAP Z	PARAMETRIC VALUES				REFERENCE INFORMATION		
○	4.380	ALPHA0	- 5.000	ALPHAB	- 10.000	RETS	10.7320	SQ-IN
□	13.380	HACH	1.600	BETA	0.000	REFL	2.8742	IN
◇	29.380	ELVATR	0.000	RUCCER	0.000	REFB	4.9798	IN
△	54.380					XMRP	4.9788	IN
						YMRP	0.0000	IN
						ZMRP	0.4550	IN
						SCALE	0.0035	

DATA HIST. CODE #EVMMH

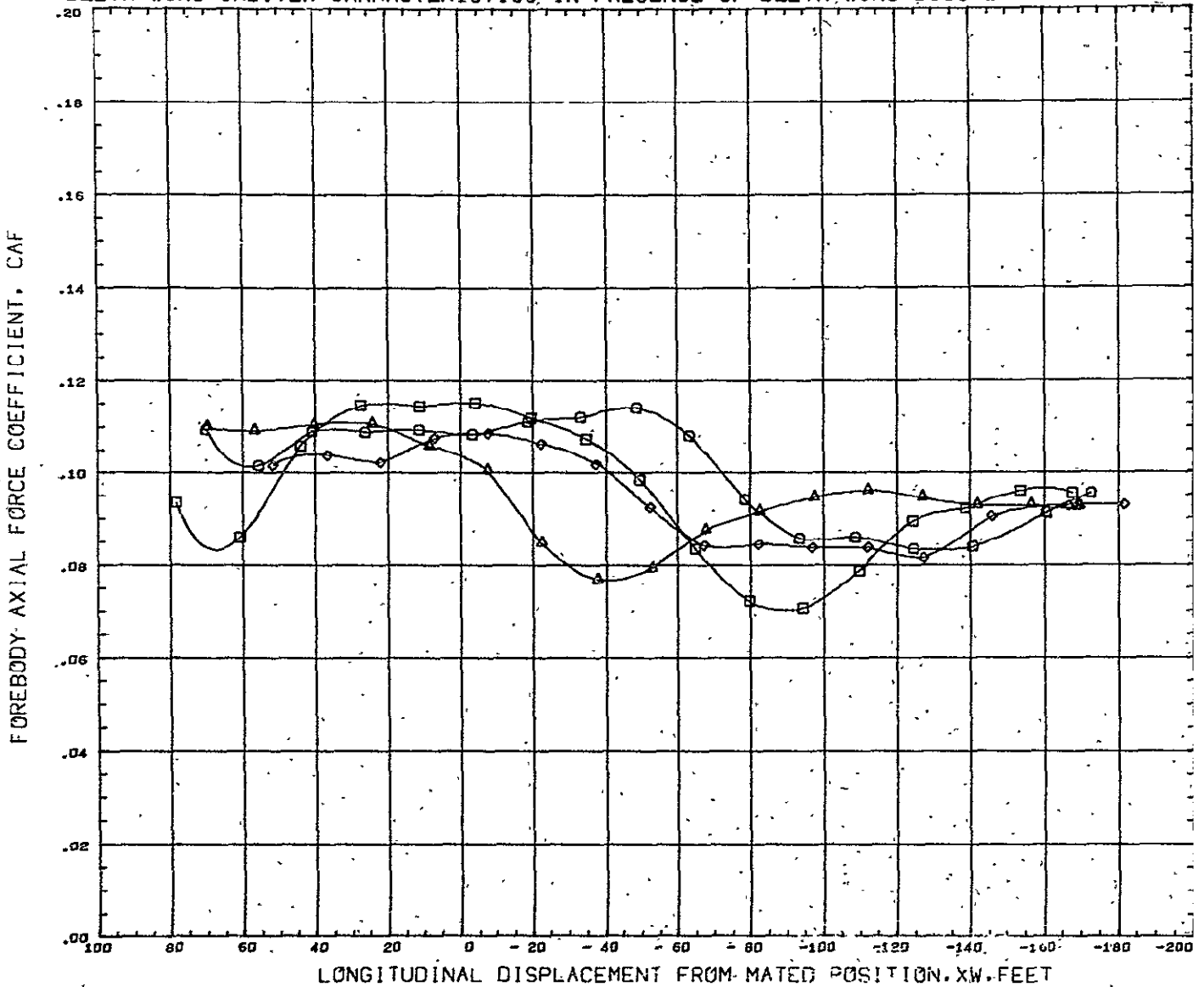
DELTA-WING ORBITER CHARACTERISTICS IN PRESENCE OF DELTA-WING BOOSTER AT M=1.6



SYMBOL	GAP Z	PARAMETRIC VALUES				REFERENCE INFORMATION		
□	4.380	ALPHA0	-5.000	ALPHA8	-10.000	REFS	10.7320	SQ IN
◇	13.380	MACH	1.600	BETA	0.000	REFL	2.8742	IN
◇	29.380	ELVATR	0.000	RUDDER	0.000	REF2	4.9798	IN
△	54.380					XMRP	4.9788	IN
						YMRP	0.0000	IN
						ZMRP	0.4550	IN
						SCALE	0.0035	

DATA HIST. CODE #EVHMH

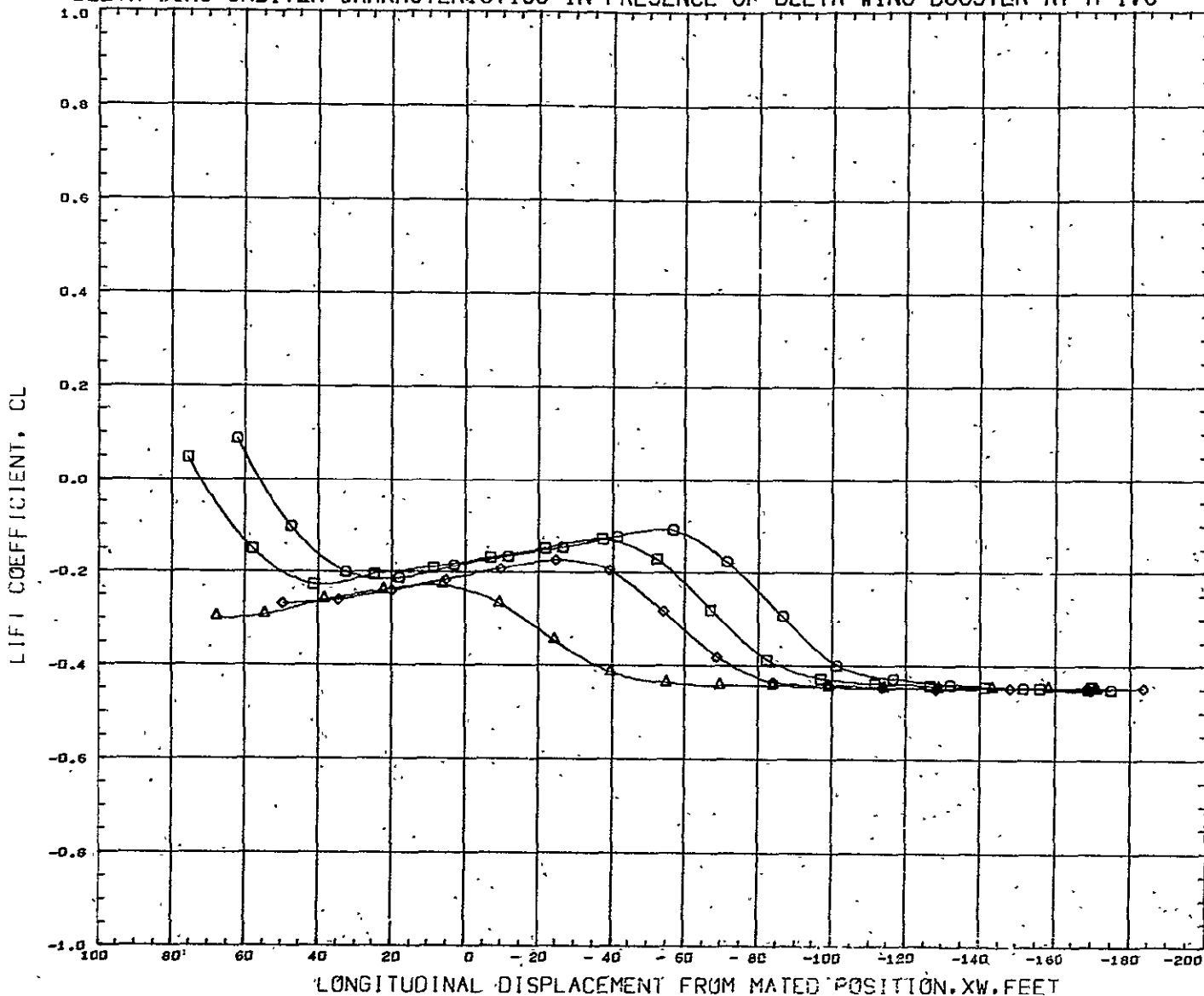
DELTA-WING ORBITER CHARACTERISTICS IN PRESENCE OF DELTA-WING BOOSTER AT M=1.6



SYMBOL	GAP-Z	PARAMETRIC VALUES				REFERENCE INFORMATION		
○	4.388	ALPHA0	-5.000	ALPHAB	-10.000	REFS	10.7320	sq IN
□	13.388	MACH	1.600	BETA	0.000	REFL	2.8742	IN
◇	29.388	ELVATR	0.000	RUDDER	0.000	REFF	4.9798	IN
△	54.388					XHRF	4.9788	IN
						YHRF	0.0000	IN
						ZHRF	0.4550	IN
						SCALE	0.0035	

DATA HIST. CODE #EVHMH

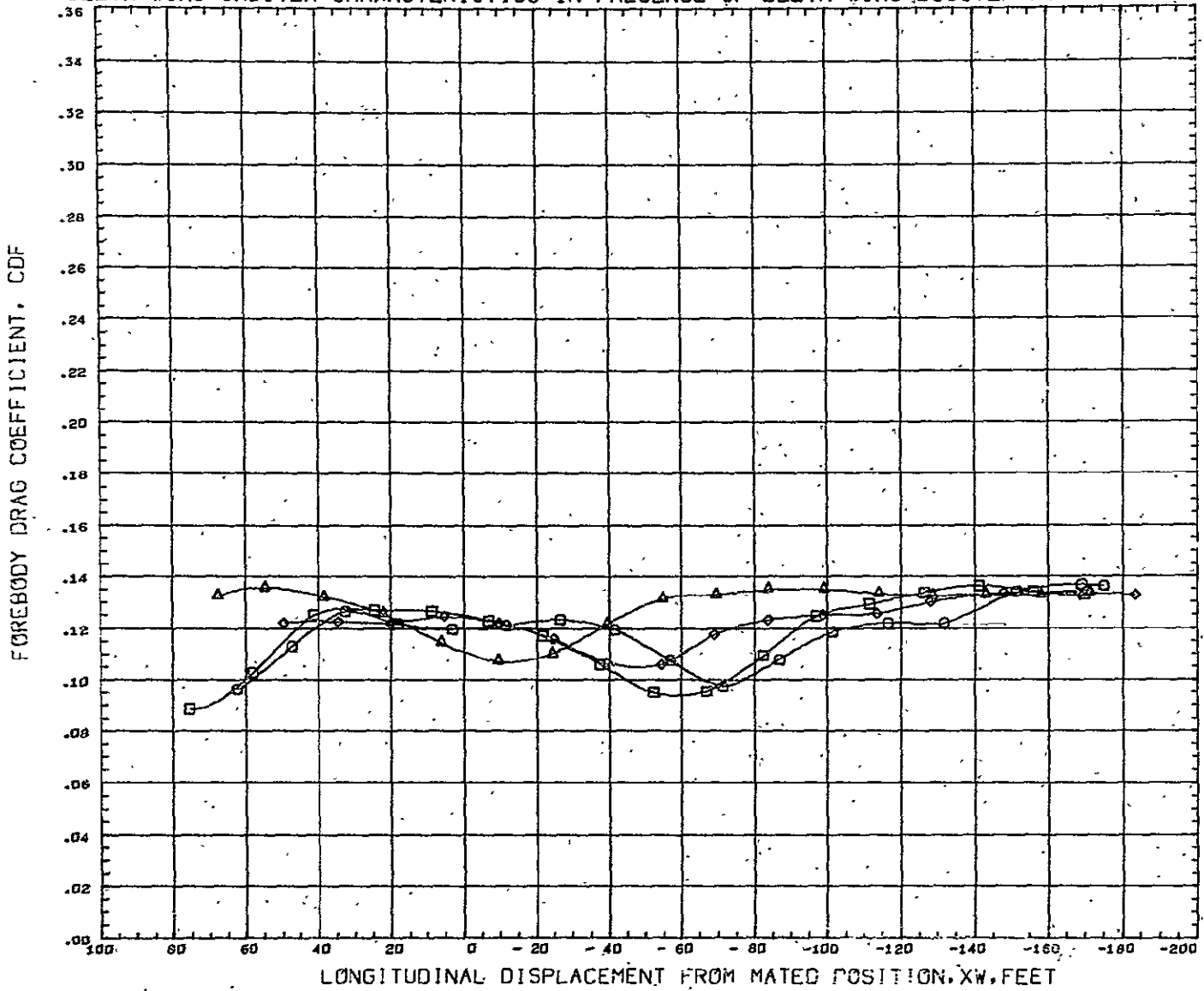
DELTA-WING ORBITER CHARACTERISTICS IN PRESENCE OF DELTA-WING BOOSTER AT M=1.6



SYMBOL	GAP Z	PARAMETRIC VALUES				REFERENCE INFORMATION		
		ALPHA0	ALPHAB	BETA	RUDDER	REFS	REFL	REFB
○	4.380	-5.000	-15.000	0.000	0.000	10.7320	2.8742	4.9798
□	13.385	1.600	0.000	0.000	0.000	4.9798	4.9798	4.9798
◇	29.380	0.000	0.000	0.000	0.000	0.0000	0.4550	0.0035
△	54.380							

DATA HIST. CODE #EVHMH

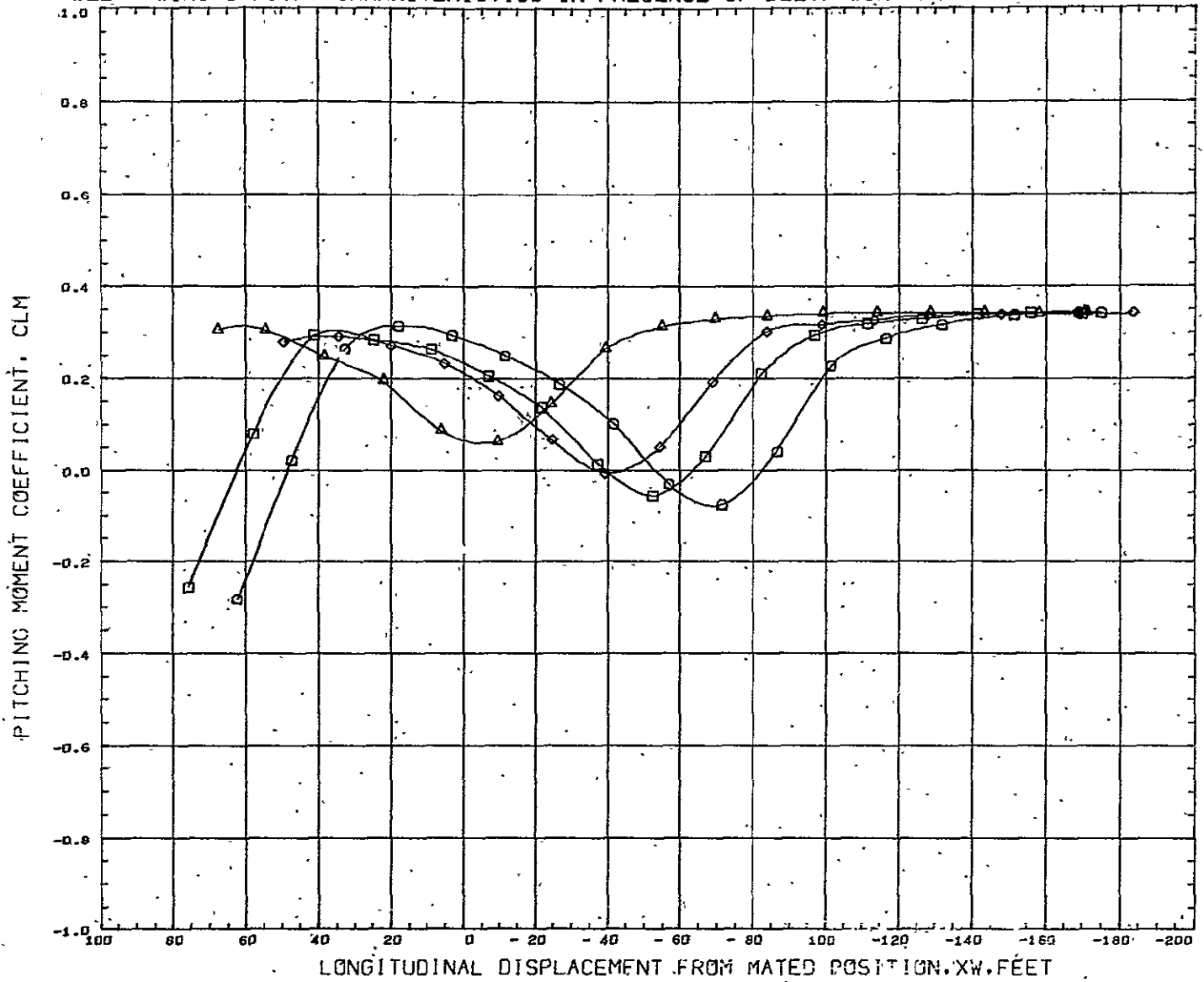
DELTA-WING ORBITER CHARACTERISTICS IN PRESENCE OF DELTA-WING BOOSTER AT M=1.6



SYMBOL	GAP Z	PARAMETRIC VALUES				REFERENCE INFORMATION		
○	4.380	ALPHA0	5.000	ALPHA8	-15.000	REFS	10.7320	SQ IN.
□	13.380	MACH	1.600	BETA	0.000	REFL	2.8742	IN
◇	29.380	ELVATE	0.000	RUDDER	0.000	REFB	4.9798	IN
△	54.380					XMRP	4.9788	IN
						YMRP	0.0000	IN
						ZMRP	0.4550	IN
						SCALE	0.0035	

DATA HIST. CODE #EVMMH

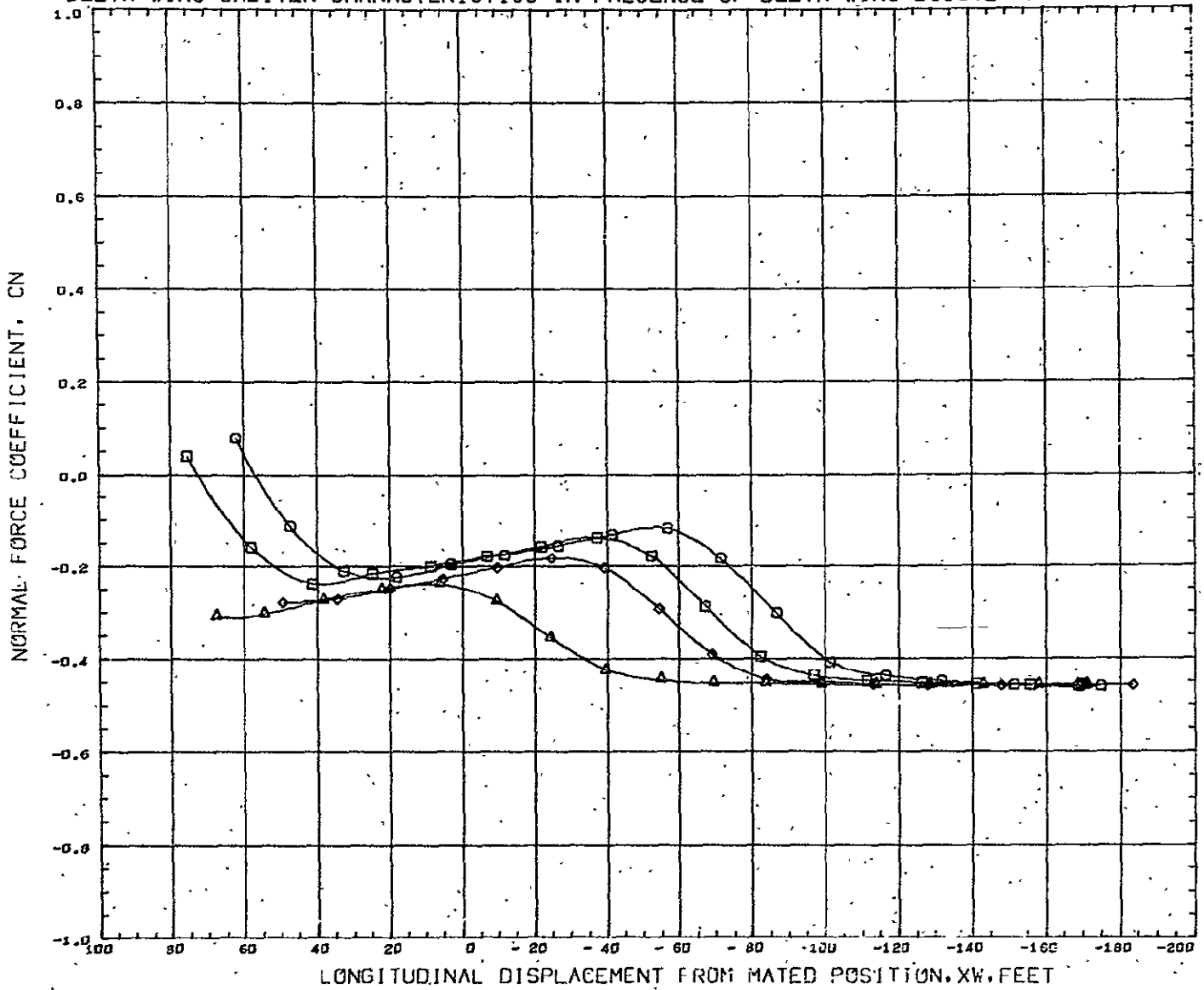
DELTA-WING ORBITER CHARACTERISTICS IN PRESENCE OF DELTA-WING BOOSTER AT M=1.6



SYMBOL	CAF Z	PARAMETRIC VALUES				REFERENCE INFORMATION		
		ALPHA0	BETA	ALPHAB	RUDDER	REFS	REFL	REFB
□	4.380	5.000	1.600	15.000	0.000	10.7320	2.8742	4.9798
◇	13.380	5.000	1.600	15.000	0.000	10.7320	2.8742	4.9798
○	29.380	5.000	1.600	15.000	0.000	10.7320	2.8742	4.9798
△	54.380	5.000	1.600	15.000	0.000	10.7320	2.8742	4.9798

DATA HIST. CODE #EVMMH

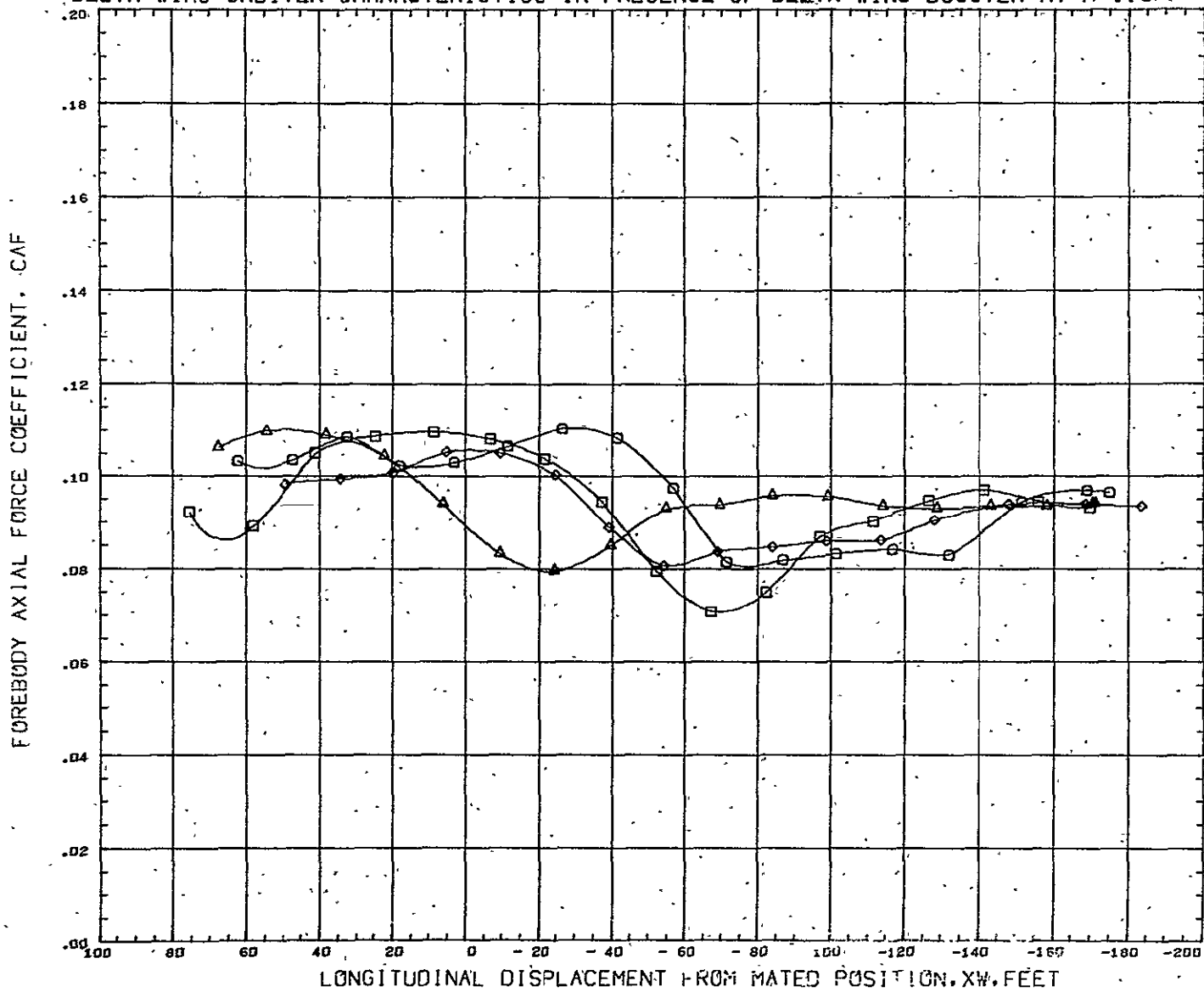
DELTA-WING ORBITER CHARACTERISTICS IN PRESENCE OF DELTA-WING BOOSTER AT M=1.6



SYMBOL	GAP Z	PARAMETRIC VALUES				REFERENCE INFORMATION		
□	4.380	ALPHA0	5.000	ALPHA8	-15.000	REFS	10.7320	50 IN.
◇	13.380	MACH	1.600	BETA	0.000	REFL	2.8742	IN
○	29.380	ELVATR	0.000	RUDDER	0.000	REFB	4.9798	IN
△	54.380					XNRP	4.9788	IN
						YNRP	0.0000	IN
						ZNRP	0.4550	IN
						SCALE	0.0035	

DATA HIST. CODE #EVMMH

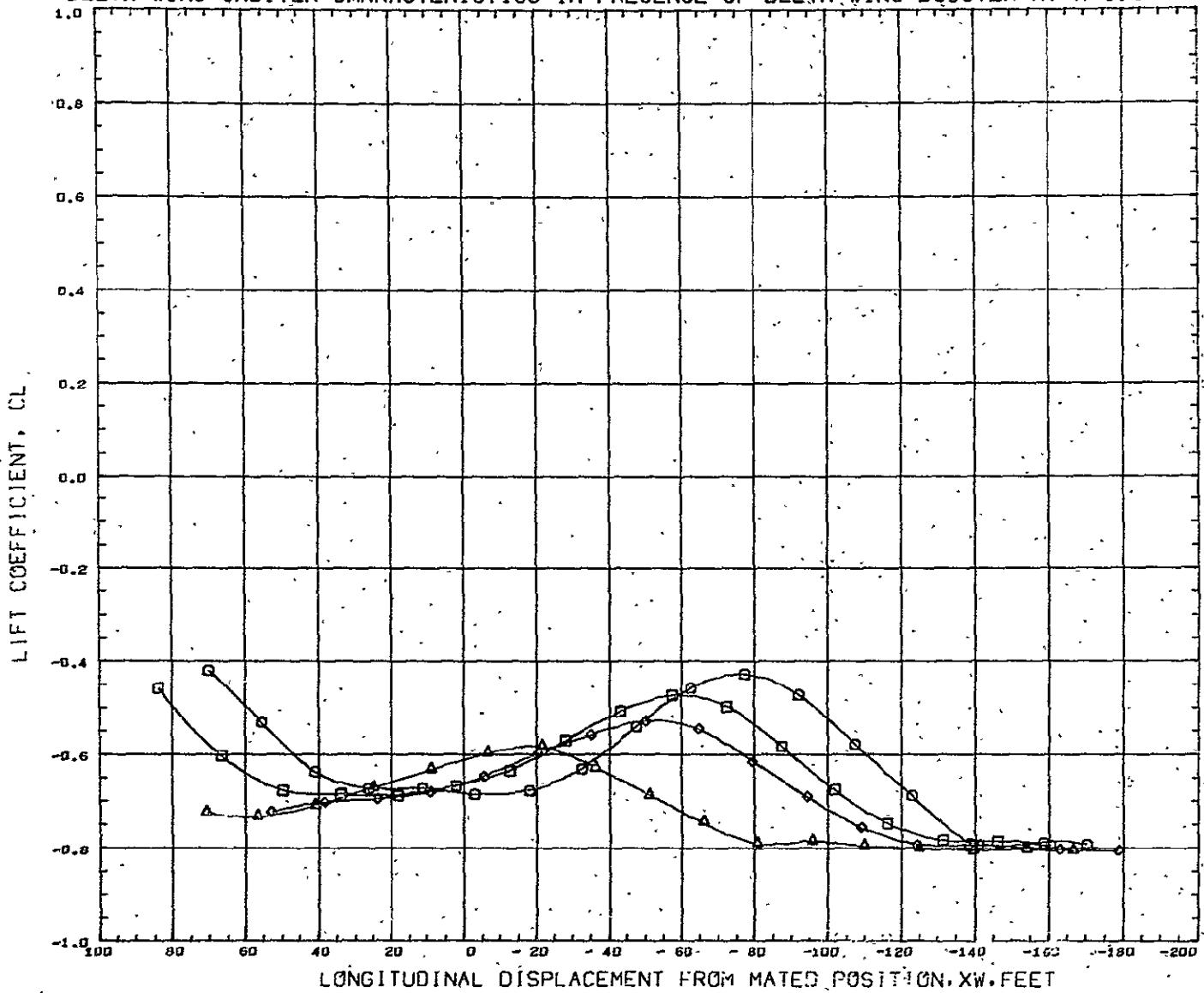
DELTA-WING ORBITER CHARACTERISTICS IN PRESENCE OF DELTA-WING BOOSTER AT M=1.6.



SYMBOL	GAP Z	PARAMETRIC VALUES				REFERENCE INFORMATION		
		ALPHA0	ALPHA8	BETA	RUDDER	WEFC	REFL	S0 IN
□	4.380	-5.000	-15.000	0.000	0.000	10.7320	2.8742	IN
◇	13.380	1.600	0.000	0.000	4.9798	4.9788	IN	
◇	29.380	0.000	0.000	0.000	0.0000	0.4550	IN	
△	54.380				0.0035			

DATA HIST. CODE #EVMMH

DELTA-WING ORBITER CHARACTERISTICS IN PRESENCE OF DELTA-WING BOOSTER AT M=1.6

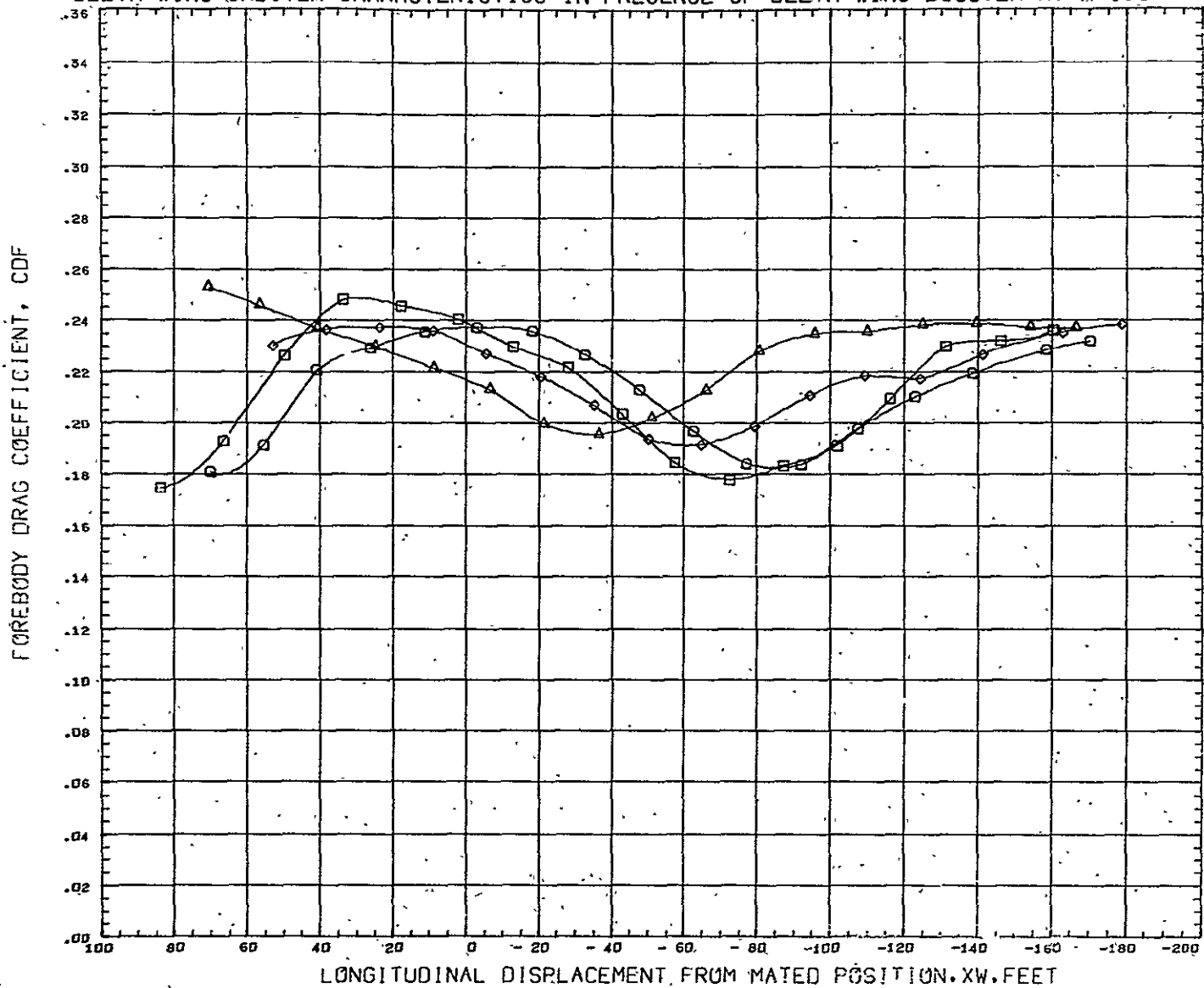


SYMBOL	GAP Z	PARAMETRIC VALUES			
○	4.380	ALPHA0	-10.000	ALPHA _B	-10.000
□	13.380	MACH	1.600	BETA	0.000
◇	29.380	ELVATR	0.000	RUDDER	0.000
△	54.380				

REFERENCE INFORMATION		
REFS	10.7320	SQ IN
REFL	2.8742	IN
REFB	4.9798	IN
XMRP	4.9788	IN
YMRP	0.0000	IN
ZMRP	0.4550	IN
SCALE	0.0035	

DATA HIST. CODE #EVHMH

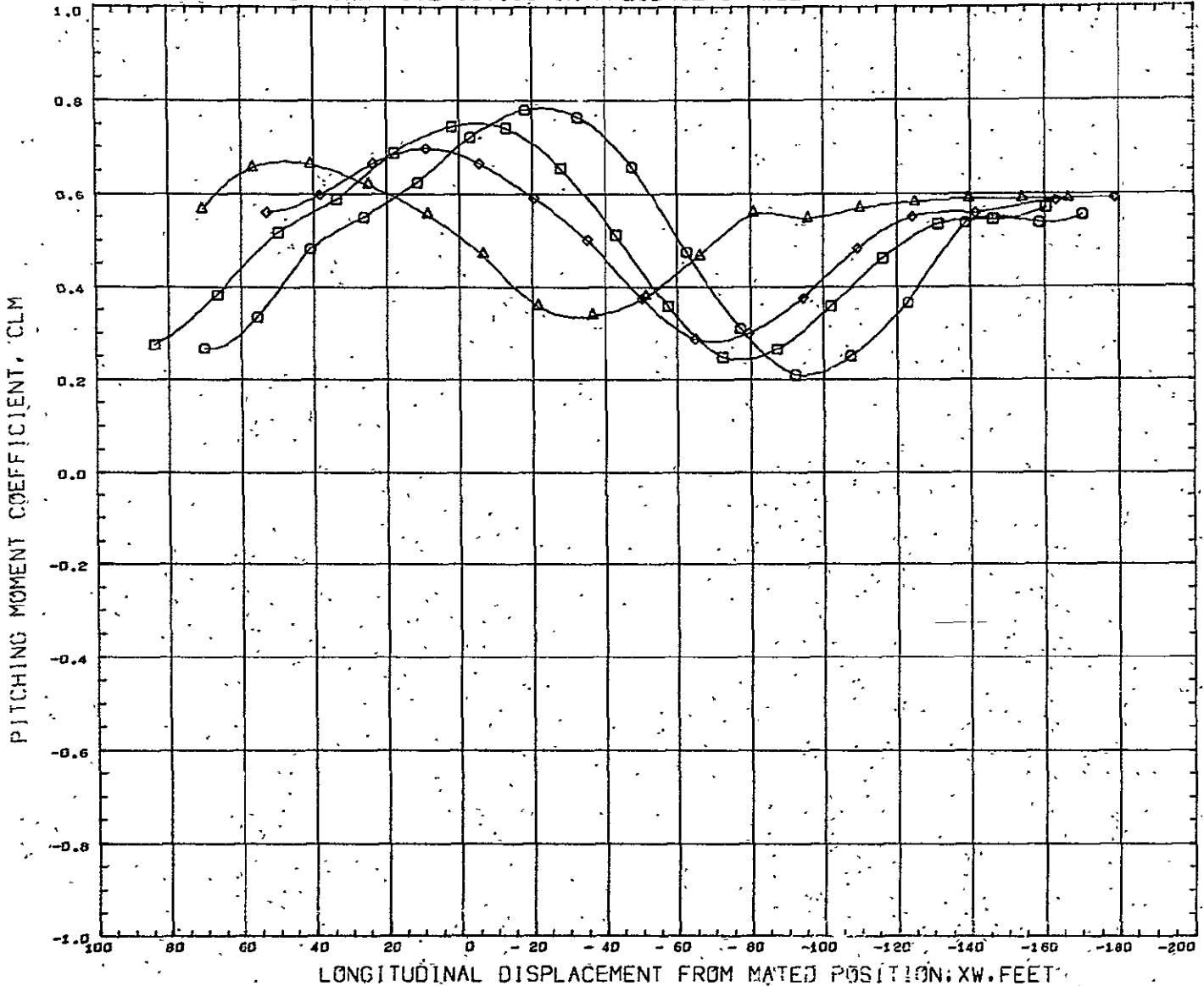
DELTA-WING ORBITER CHARACTERISTICS IN PRESENCE OF DELTA-WING BOOSTER AT M=1.6



SYMBOL	GAP Z	PARAMETRIC VALUES				REFERENCE INFORMATION		
		ALPHA0	ALPHAB	BETA	RUCCER	REFS	REFL	REFB
○	4.380	-10.000	-10.000	0.000	0.000	10.7320	2.8742	4.9798
□	13.380	1.600	0.000	0.000	0.000	2.8742	4.9788	0.0000
◇	29.380	0.000	0.000	0.000	0.000	4.9788	0.4550	0.0035
△	54.380							

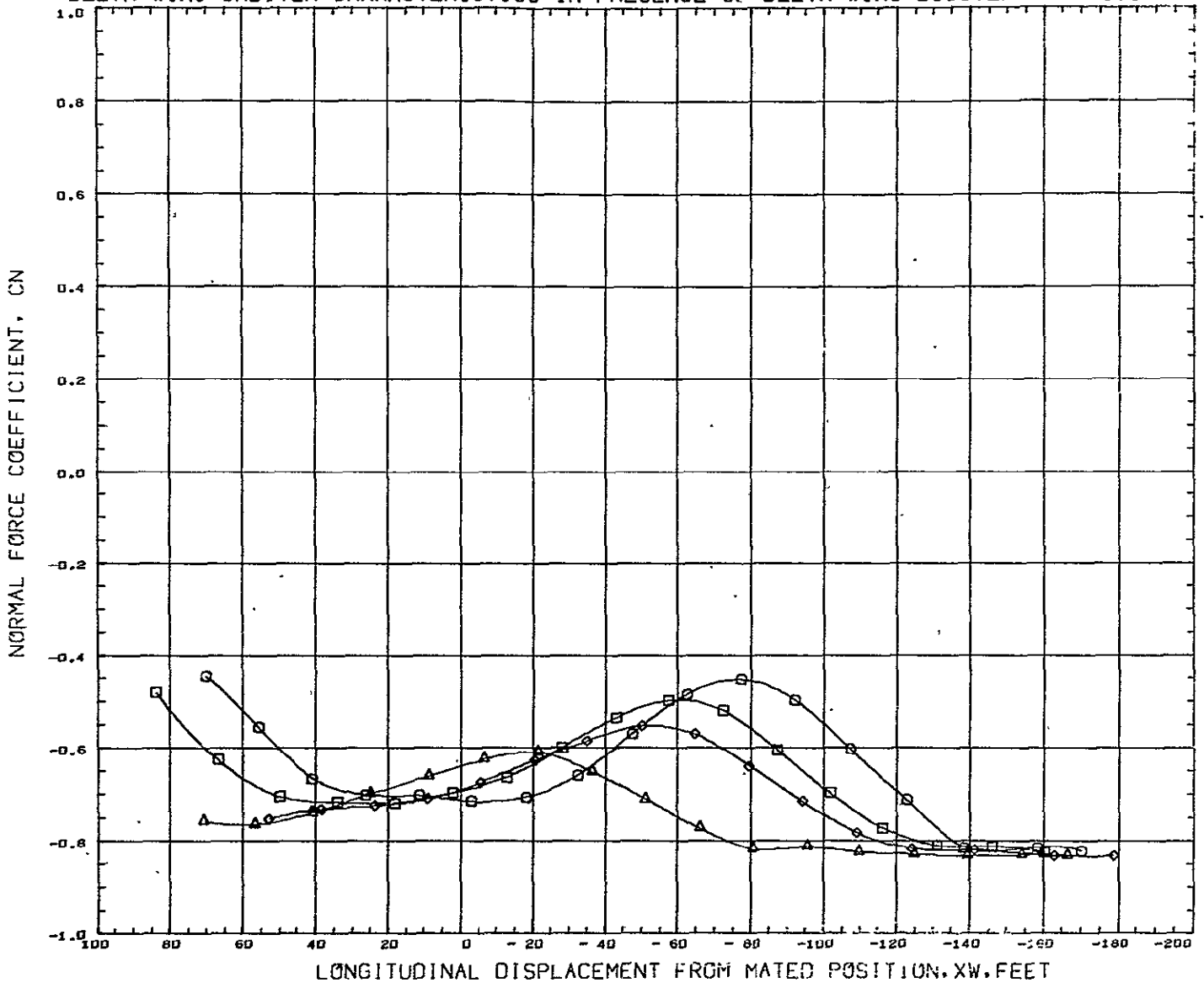
DATA HIST. CODE #EVMMH

DELTA-WING ORBITER CHARACTERISTICS IN PRESENCE OF DELTA-WING BOOSTER AT M=1.6



PARAMETRIC VALUES				REFERENCE INFORMATION					
SYMBOL	6AF Z	ALPHA0	-10.000	ALPHA8	10.000	REFS	10.7320	SG	IN
□	4.380	MACH	1.600	BETA	0.000	REFL	2.8742	IN	
◇	13.380	ELVATR	0.000	RUDDER	0.000	REFB	4.9798	IN	
◇	29.380					XMRP	4.9788	IN	
△	54.380					YMRP	0.0000	IN	
						ZMRP	0.4550	IN	
						SCALE	0.0035		
		DATA HIST. CODE	SEVMMH						

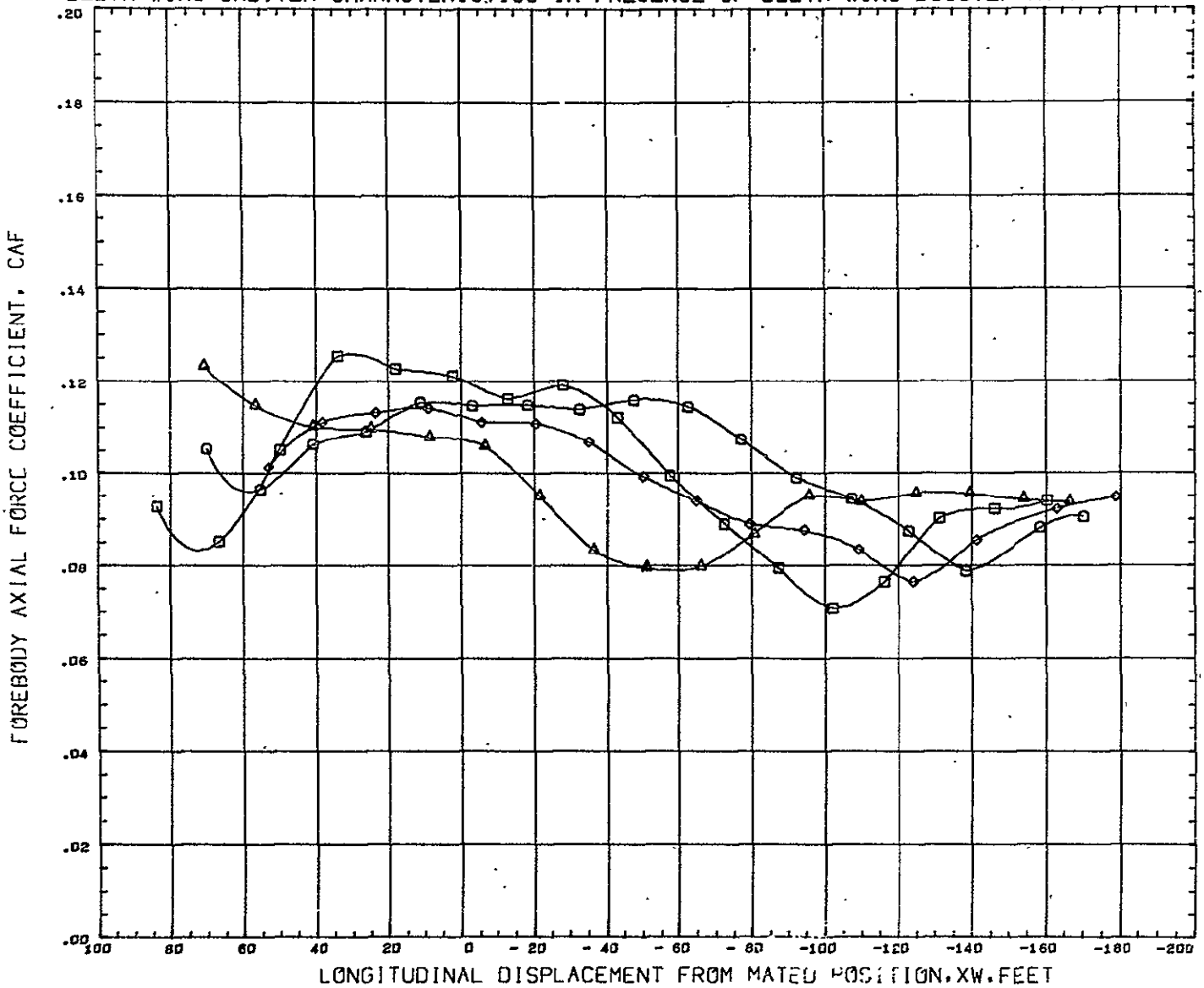
DELTA-WING ORBITER CHARACTERISTICS IN PRESENCE OF DELTA-WING BOOSTER AT M=1.6



SYMBOL		GAF Z		PARAMETRIC VALUES				REFERENCE INFORMATION		
○	4.380	ALPHA0	-10.000	ALPHAB	-10.000	REFS	10.7320	SQ	IN	
□	13.380	MACH	1.600	BETA	0.000	REFL	2.8742	IN		
◇	29.380	ELVATR	0.000	RUDDER	0.000	REFB	4.9798	IN		
△	54.380					XNRF	4.9788	IN		
						YNRF	0.0000	IN		
						ZNRF	0.4550	IN		
						SCALE	0.0035			

DATA HIST. CODE #EVMMH

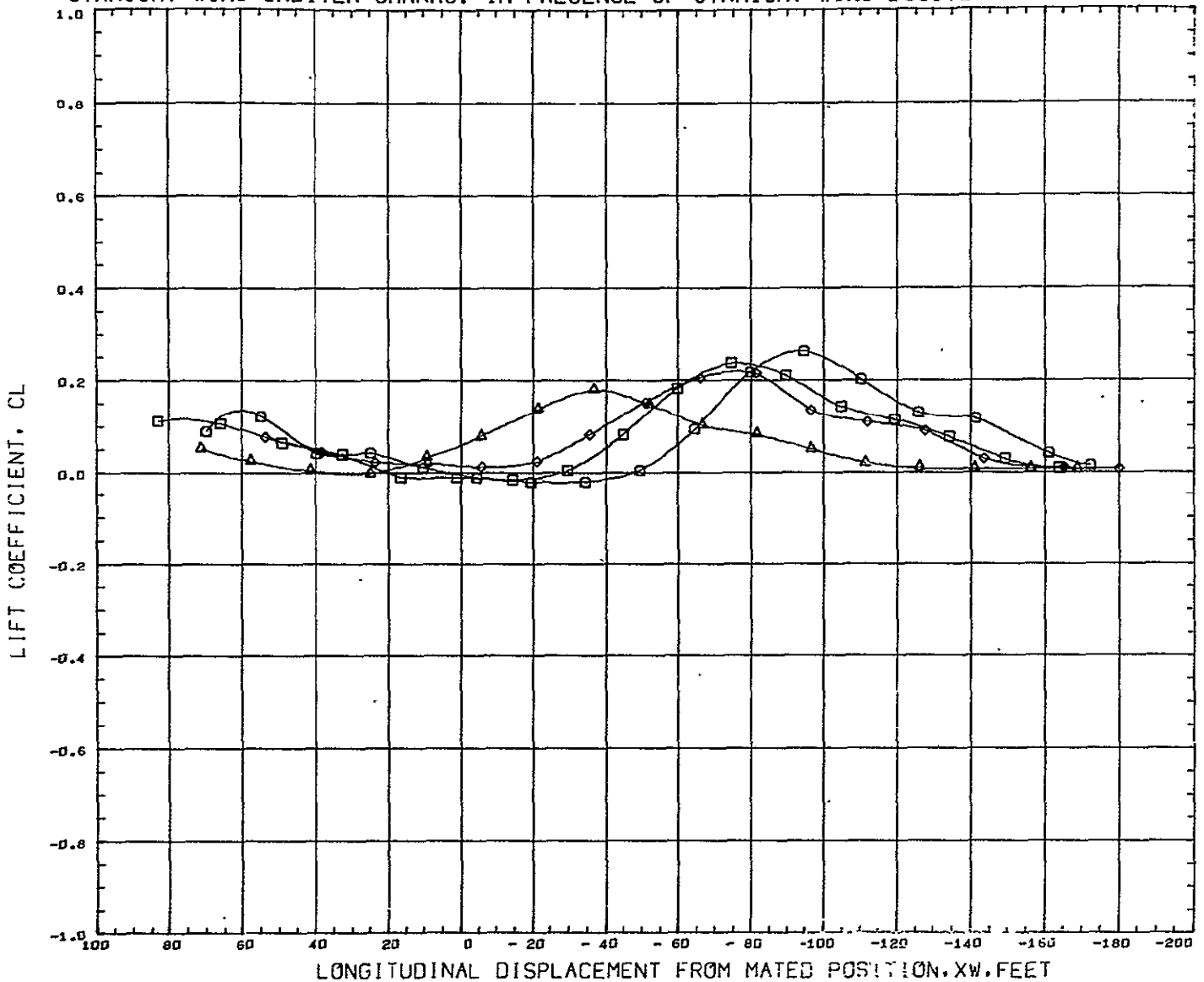
DELTA-WING ORBITER CHARACTERISTICS IN PRESENCE OF DELTA-WING BOOSTER AT M=1.6



SYMBOL	GAP_Z	PARAMETRIC VALUES				REFERENCE INFORMATION		
□	4.380	ALPHA0	-10.000	ALPHA8	-10.000	REFS	10.7320	SQ IN
◻	13.380	HACH	1.600	BETA	0.000	REFL	2.8742	IN
◊	29.380	ELVATR	0.000	RUDDER	0.000	REFB	4.9798	IN
△	54.380					XMRP	4.9788	IN
						YMRP	0.0000	IN
						ZMRP	0.4550	IN
						SCALE	0.0035	

DATA HIST. CODE #EVMMH

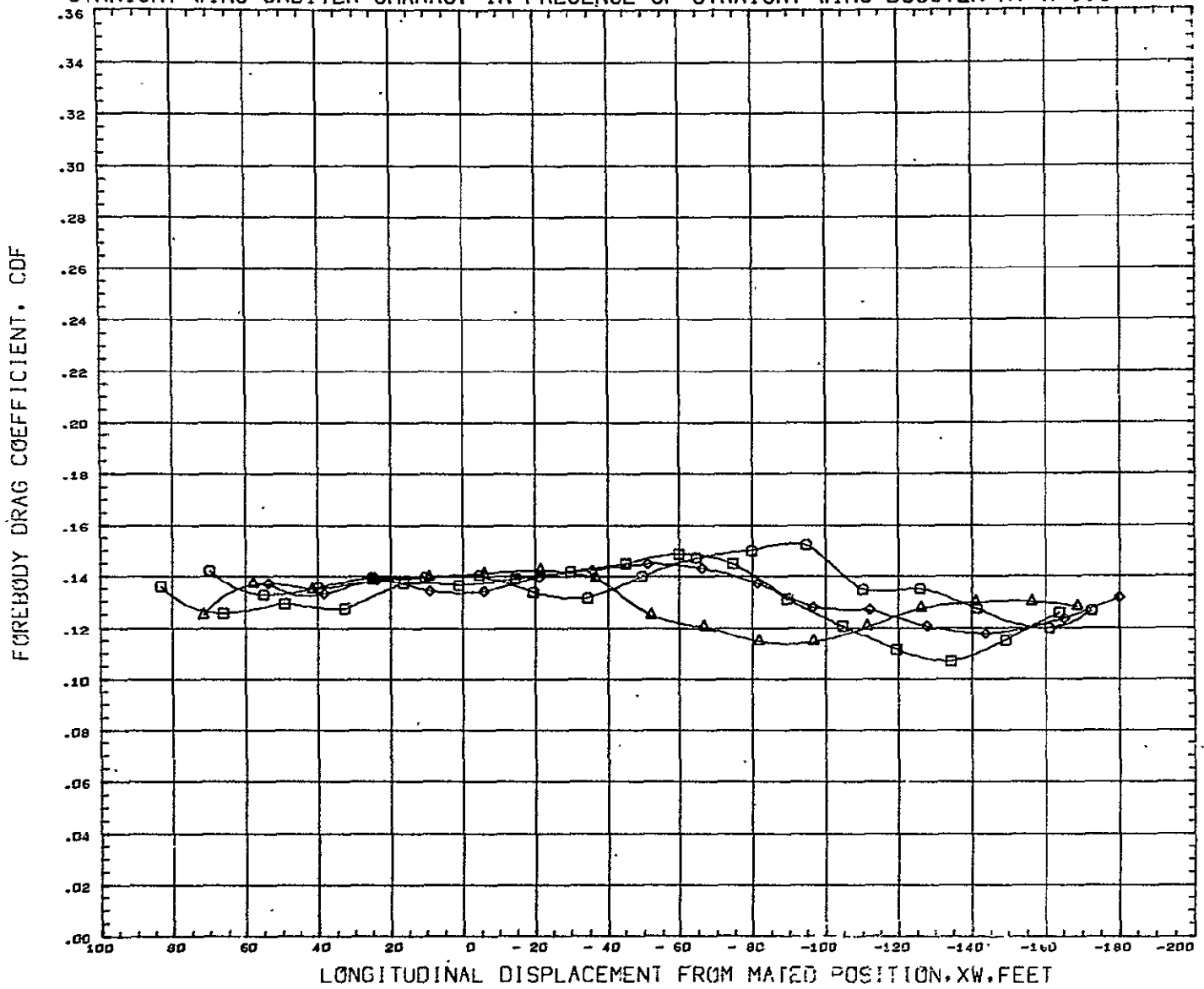
STRAIGHT-WING ORBITER CHARAC. IN PRESENCE OF STRAIGHT-WING BOOSTER AT M=1.6



SYMBOL	GAP Z	PARAMETRIC VALUES				REFERENCE INFORMATION		
		ALPHA0	ALPHAB	BETA	REFS	REFL	REFB	
○	4.380	0.000	0.000	0.000	5.4400	1.1302	5.2150	
□	13.380	MACH	1.600	0.000	4.5255	0.0000	0.6510	
◇	29.380	HORZTL	0.000		SCALE	0.0035		
△	54.380							

DATA HIST. CODE #EVMMH

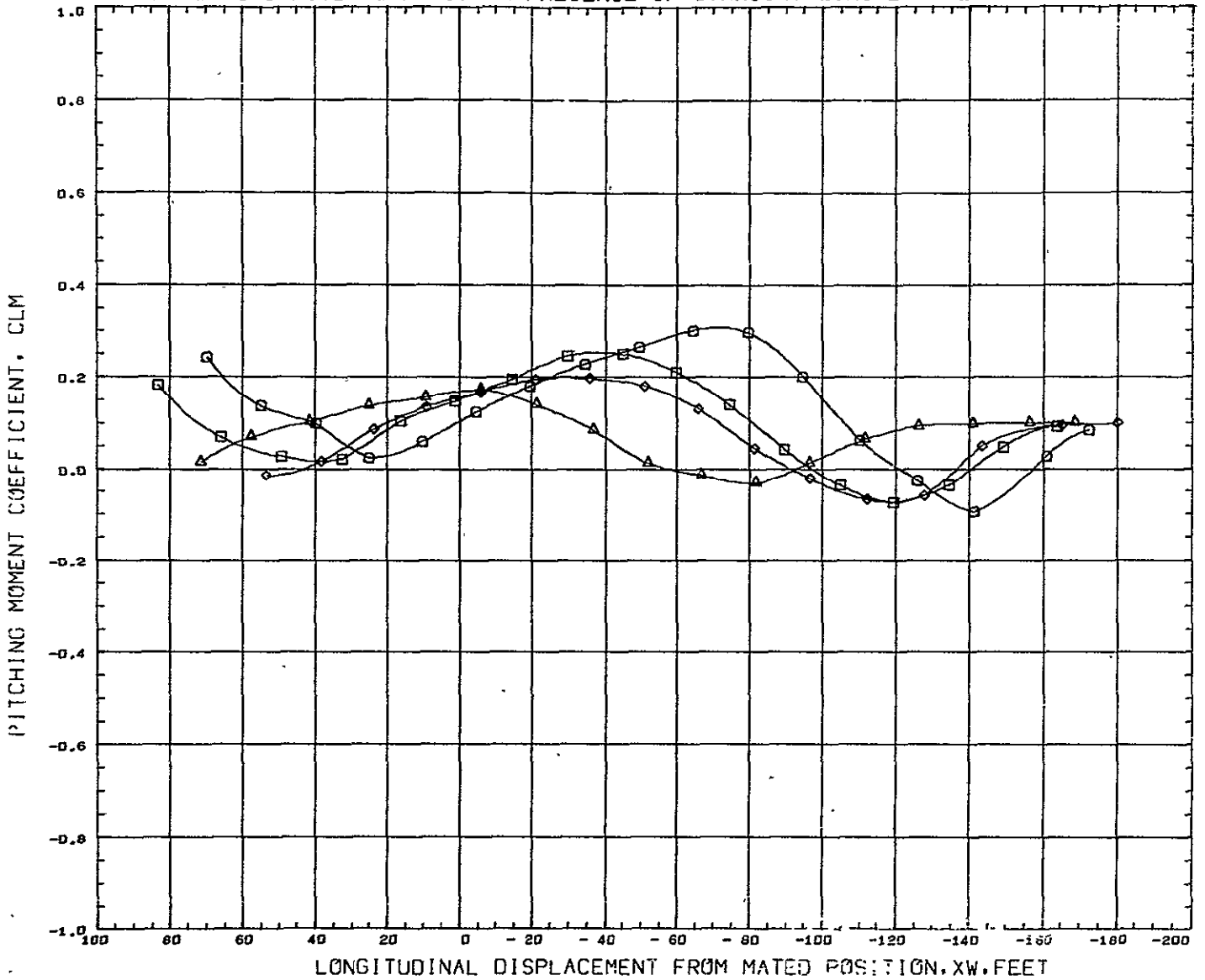
STRAIGHT-WING ORBITER CHARAC. IN PRESENCE OF STRAIGHT-WING BOOSTER AT M=1.6



SYMBOL	CAP Z	PARAMETRIC VALUES				REFERENCE INFORMATION		
		ALPHA0	ALPHA0	ALPHA0	BETA	REFS	REFL	REFB
□	4.380	HACH	0.000	ALPHAB	0.000	5.4400	1.1302	5.2150
◇	13.380	HACH	1.600	BETA	0.000	4.5255	0.6510	0.0000
◇	29.380	HORZTL	0.000			0.0035		
△	54.380							

DATA HIST. CODE #EVVHH

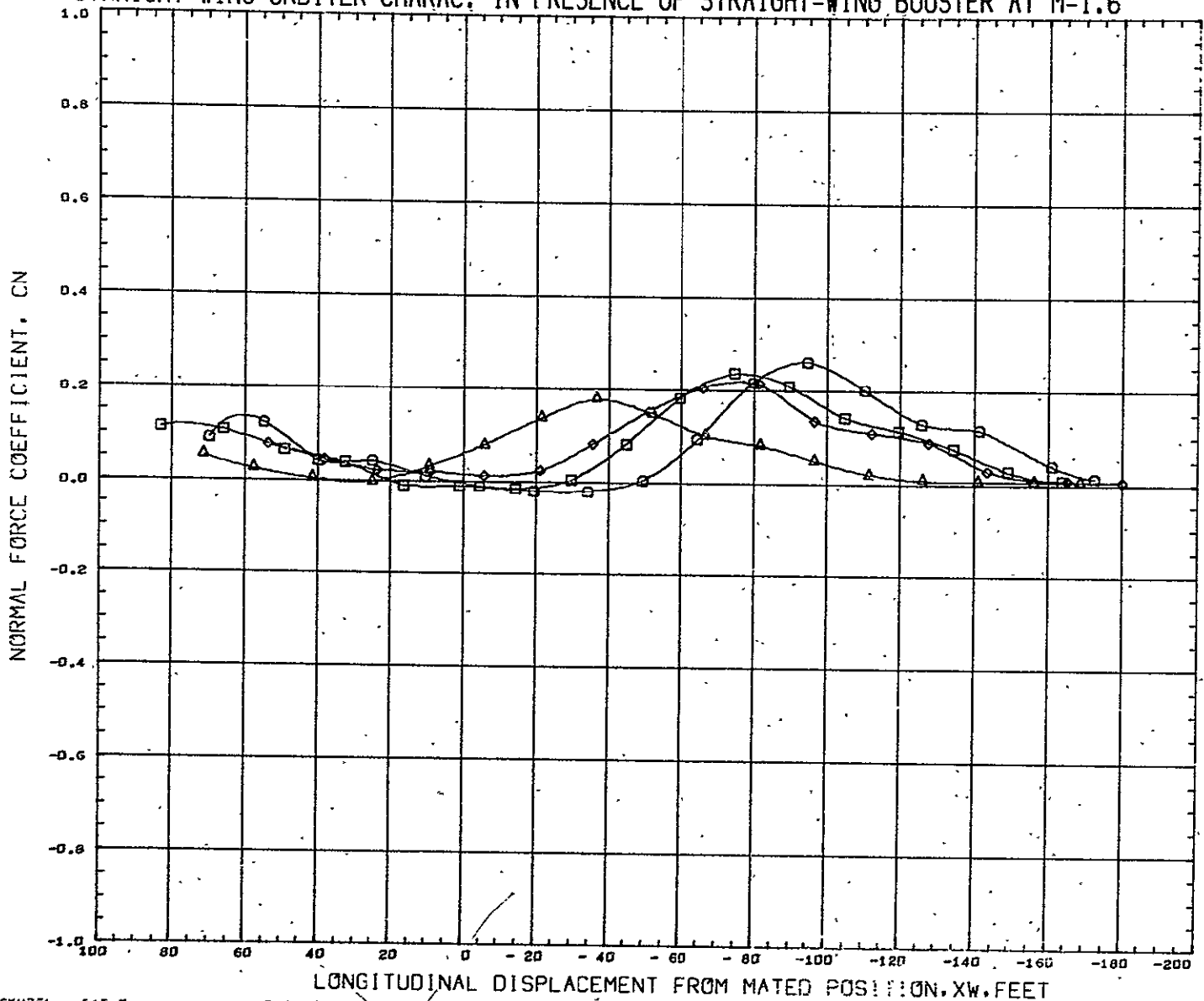
STRAIGHT-WING ORBITER CHARAC. IN PRESENCE OF STRAIGHT-WING BOOSTER AT M=1.6



SYMBOL	GAP Z	PARAMETRIC VALUES				REFERENCE INFORMATION		
		ALPHA0	ALPHAB	BETA	REFS	REFL	REFB	
○	4.380	0.000	0.000	0.000	5.4400	1.1302	5.2150	
□	13.380	MACH	1.600	0.000				
◇	29.380	HCRZTL	0.000					
△	54.380							

DATA HIST. CODE 0EVMHH

STRAIGHT-WING ORBITER CHARAC. IN PRESENCE OF STRAIGHT-WING BOOSTER AT M=1.6

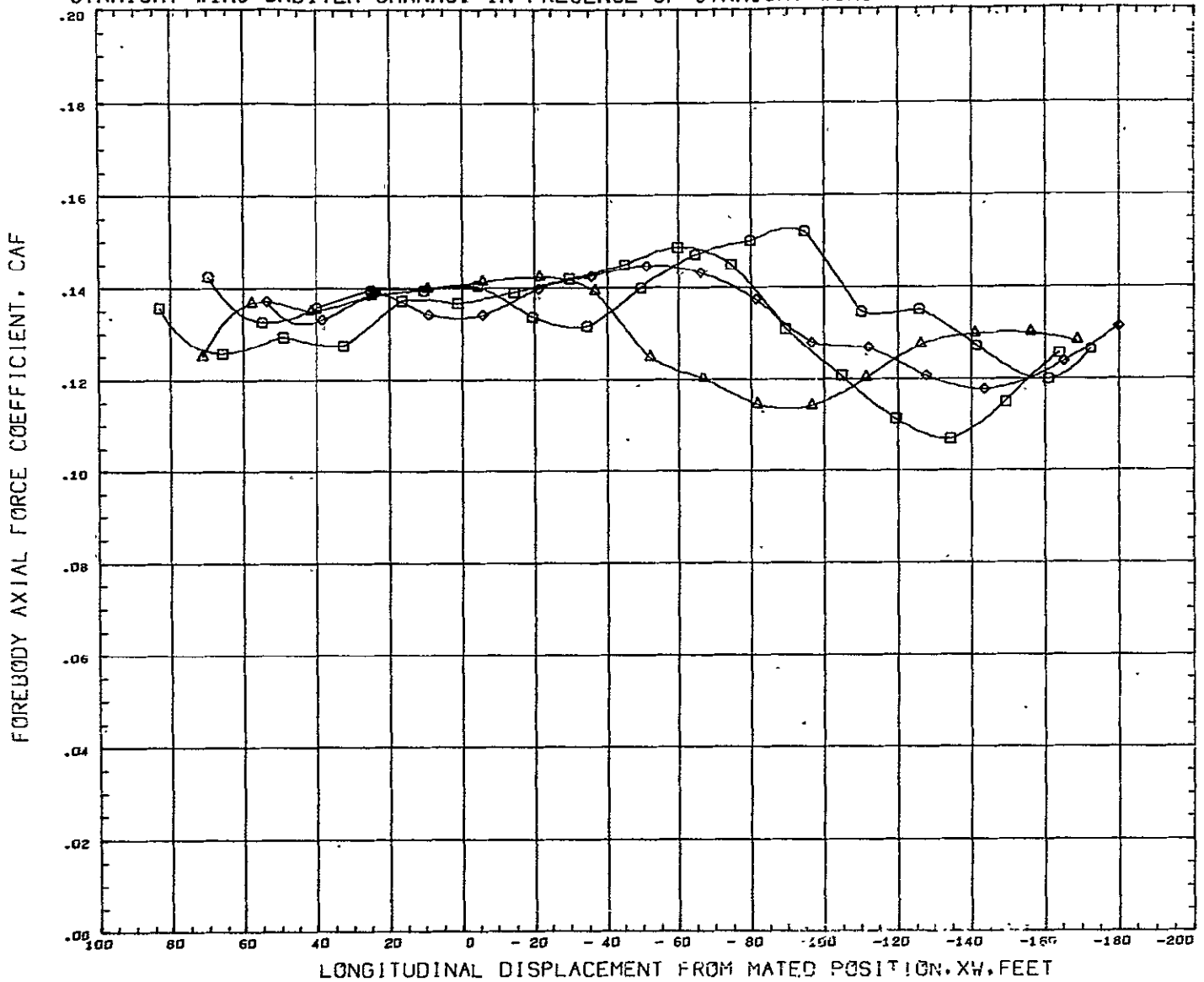


SYMBOL	GAF Z	PARAMETRIC VALUES
□	4.380	ALPHA0 0.000 ALPHA8 0.000
◇	13.380	MACH 1.600 BETA 0.000
◇	29.380	HORZTL 0.000
△	54.380	

REFERENCE INFORMATION		
REFS	5.4400	SQ IN
REFL	1.1302	IN
REFB	5.2150	IN
XMNP	4.5255	IN
YMNP	0.0000	IN
ZMNP	0.6510	IN
SCALE	0.0035	

DATA HIST. CODE #EVHMH

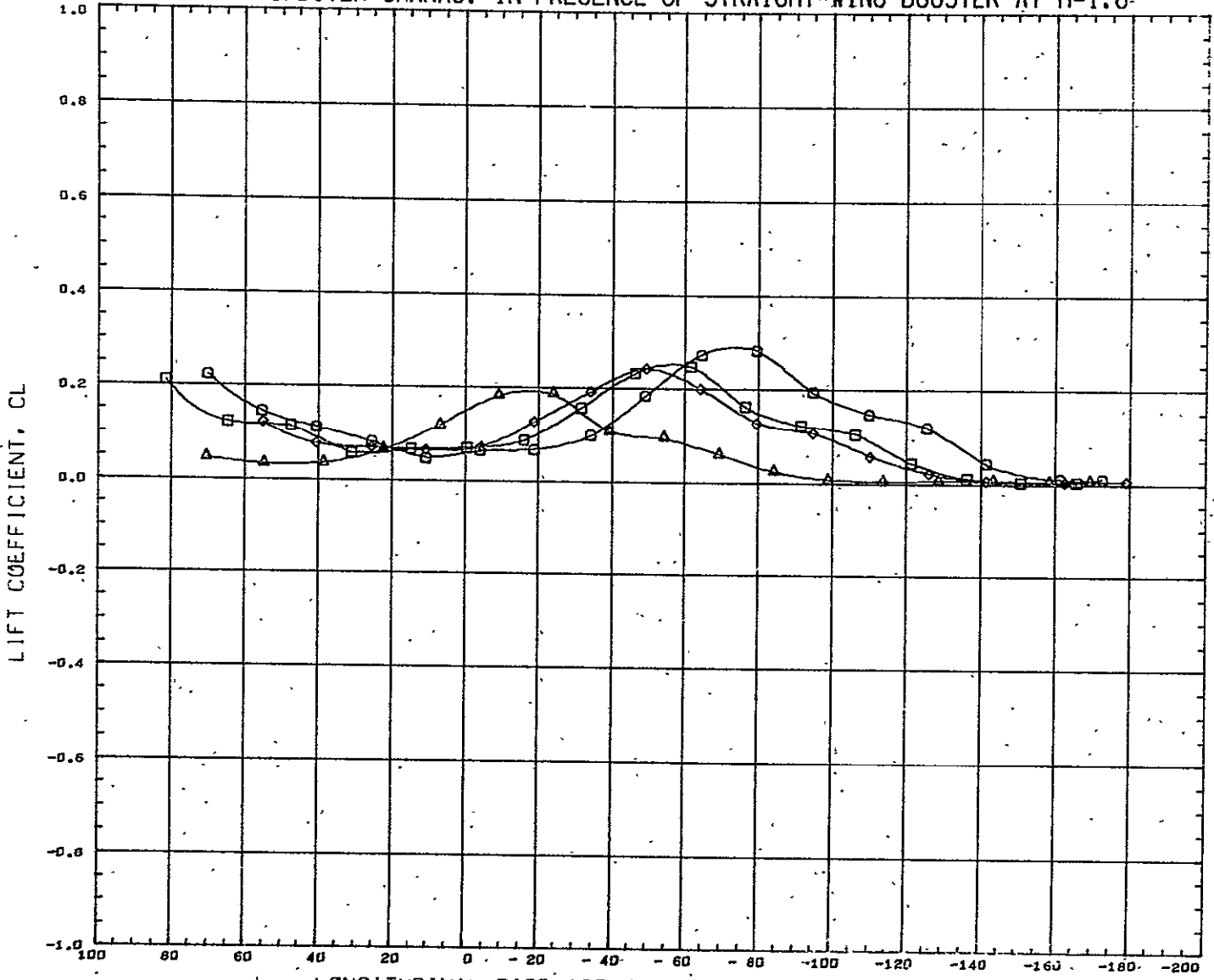
STRAIGHT-WING ORBITER CHARAC. IN PRESENCE OF STRAIGHT-WING BOOSTER AT M=1.6



SYMBOL	CAF Z	PARAMETRIC VALUES				REFERENCE INFORMATION		
		ALPHA0	ALPHA0	BETA	BETA	REFC	REFL	REFB
○	4.380	0.000	0.000	0.000	0.000	5.4400	1.1302	5.2150
□	13.380	1.600	0.000	0.000	0.000	4.5255	0.0000	0.6510
◇	29.380	0.000				SCALE	0.0035	
△	54.380							

DATA HIST. CODE #EVMMH

STRAIGHT-WING ORBITER CHARAC. IN PRESENCE OF STRAIGHT-WING BOOSTER AT M=1.6

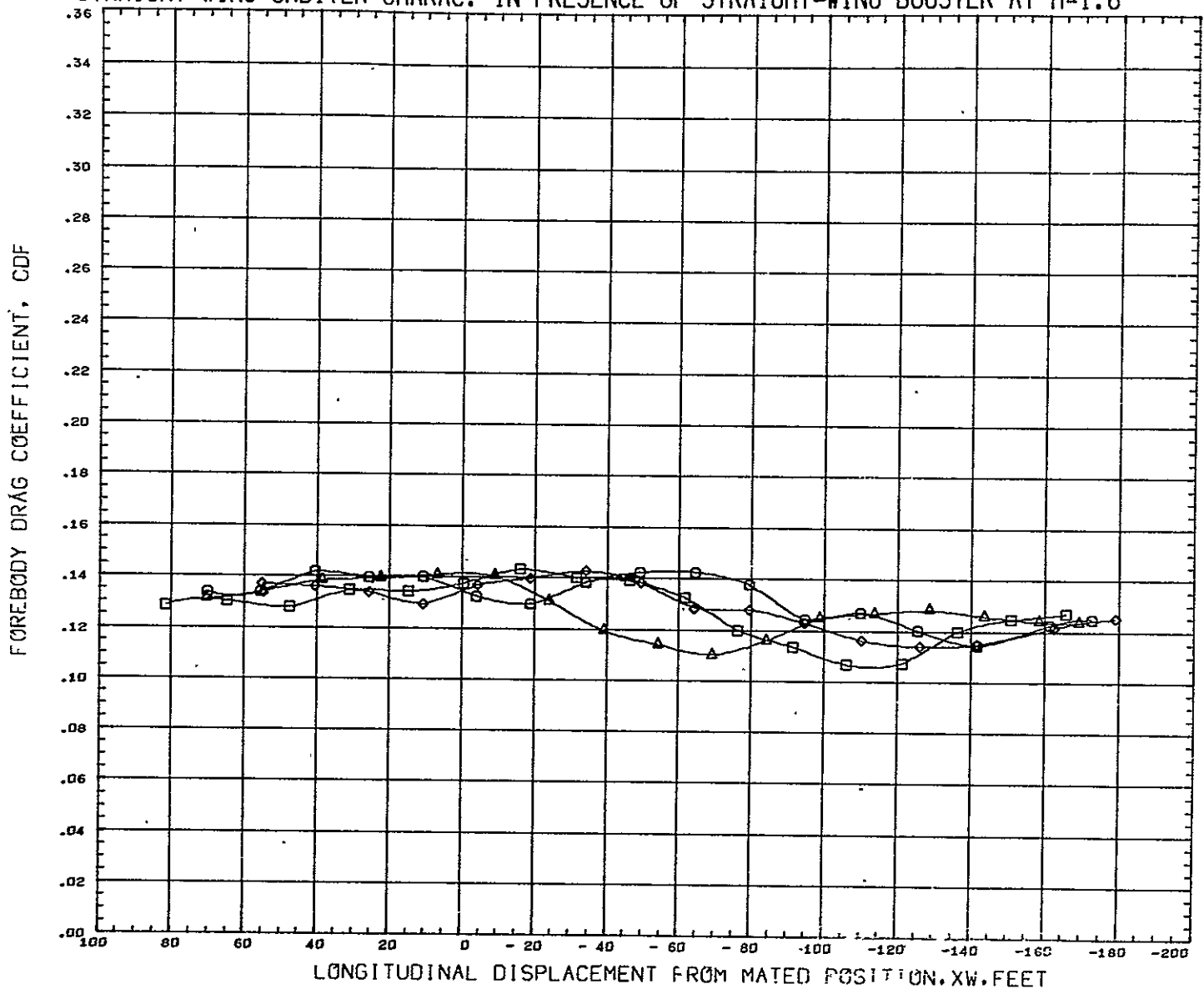


SYMBOL	GAF Z	PARAMETRIC VALUES			
□	4.380	ALPHA0	0.000	ALPHAB	- 5.000
◇	13.380	MACH	1.600	BETA	0.000
○	29.380	HORZTL	0.000		
△	54.380				

REFERENCE INFORMATION		
REFS	5.4400	SQ IN
REFL	1.1302	IN
REFD	5.2150	IN
XMRP	4.5255	IN
YMRP	0.0000	IN
ZMRP	0.6510	IN
SCALE	0.0035	

DATA HIST. CODE #EVMHM

STRAIGHT-WING ORBITER CHARAC. IN PRESENCE OF STRAIGHT-WING BOOSTER AT M=1.6

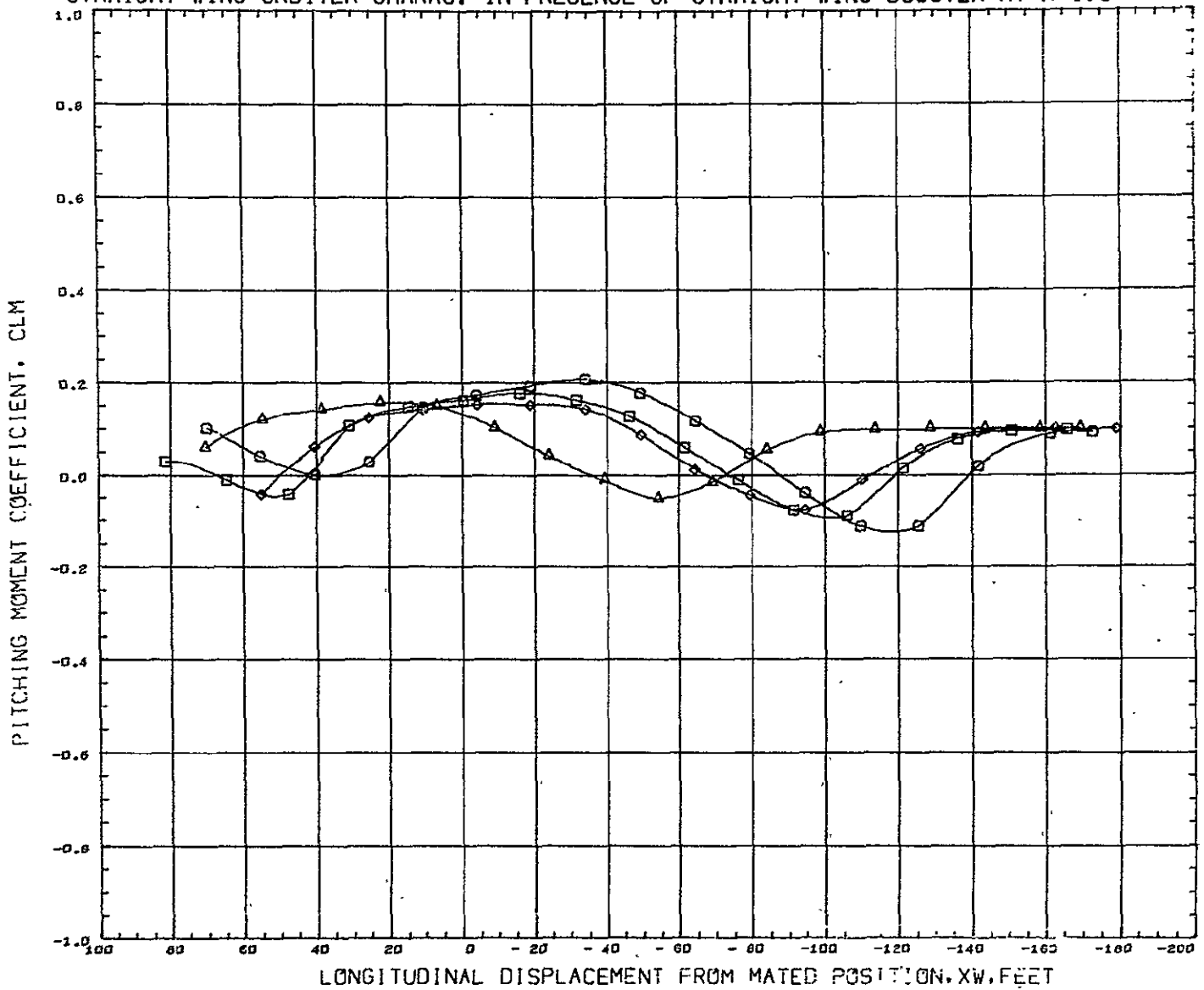


SYMBOL	GAP Z	PARAMETRIC VALUES			
□	4.380	ALPHA0	0.000	ALPHA5	- 5.000
○	13.380	MACH	1.600	BETA	0.000
◇	29.380	HCRZTL	0.000		
△	54.380				

REFERENCE INFORMATION		
REFS	5.4400	SQ IN
REFL	1.1302	IN
REFB	5.2150	IN
XNRP	4.5255	IN
YNRP	0.0000	IN
ZMRP	0.6510	IN
SCALE	0.0035	

DATA HIST. CODE *EVMMK

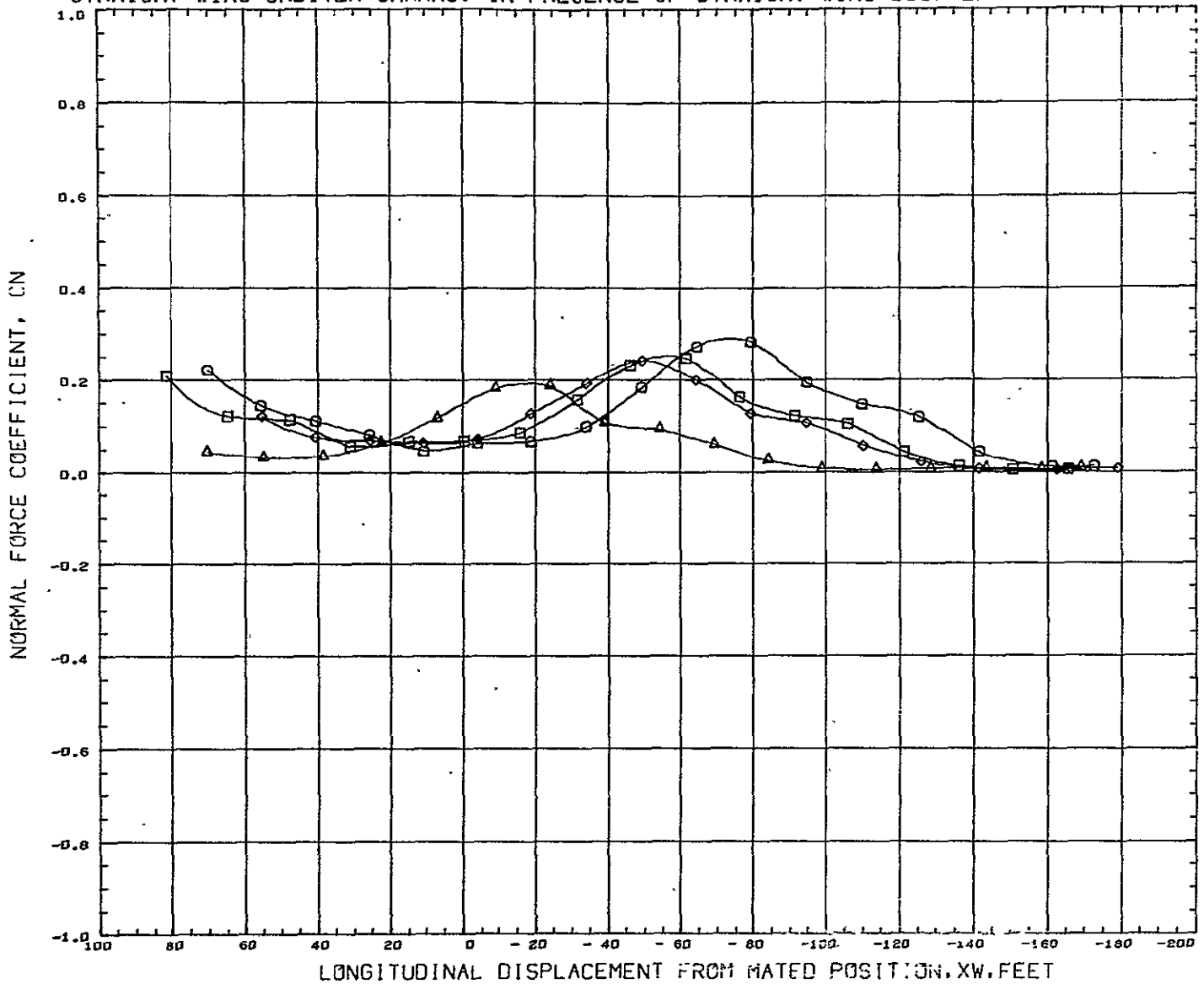
STRAIGHT-WING ORBITER CHARAC. IN PRESENCE OF STRAIGHT-WING BOOSTER AT M=1.6



SYMBOL	GAP Z	PARAMETRIC VALUES	REFERENCE INFORMATION
□	4.380	ALPHA0 0.000 ALPHAS - 5.000	REFS 5.4400 SQ IN
◇	13.380	MACH 1.600 BETA 0.000	REFL 1.1302 IN
○	29.380	HORZTL 0.000	REFB 5.2150 IN
△	54.380		XNRP 4.5255 IN
			YNRP 0.0000 IN
			ZNRP 0.6510 IN
			SCALE 0.0035

DATA HIST. CODE #EVHMM

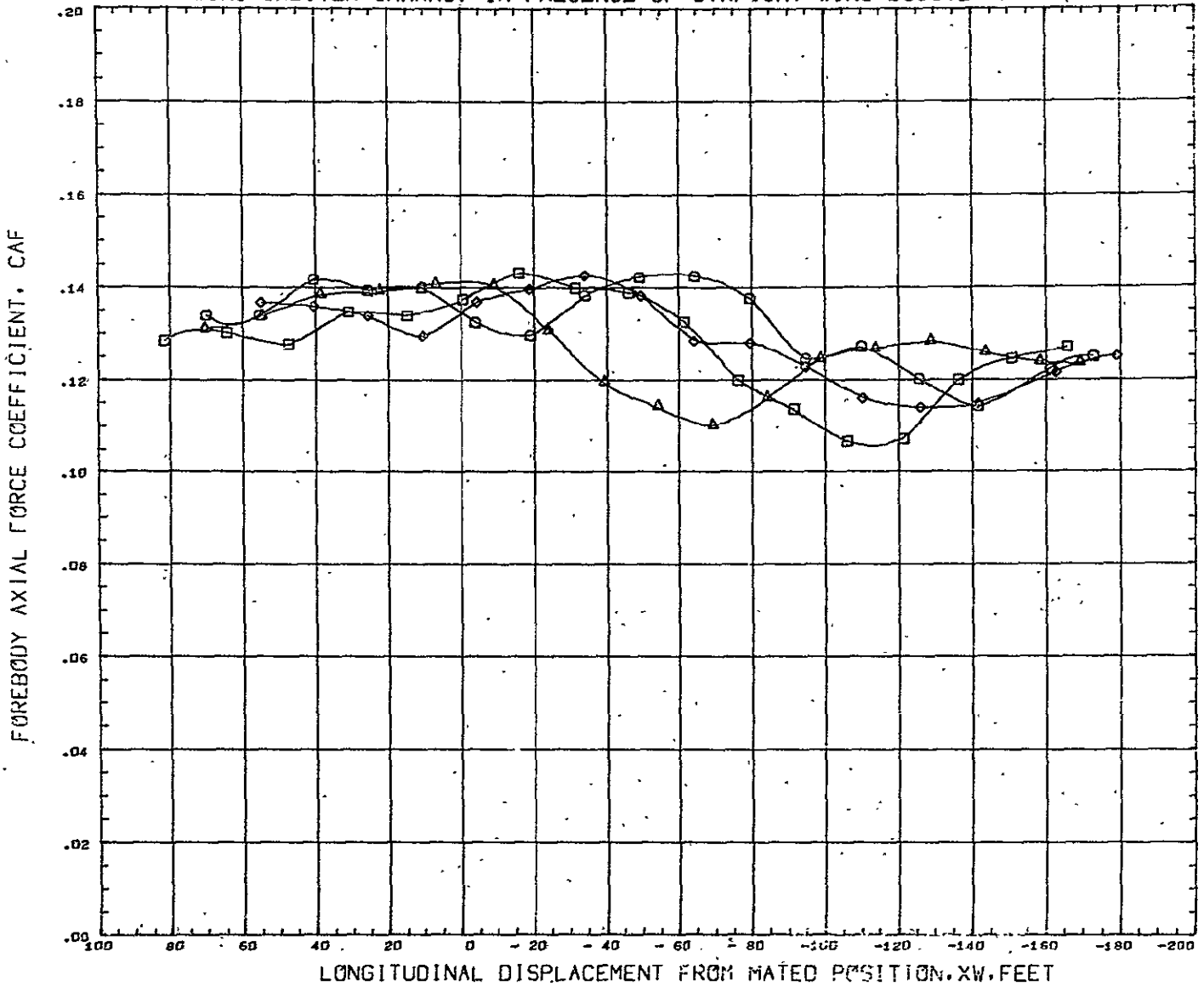
STRAIGHT-WING ORBITER CHARAC. IN PRESENCE OF STRAIGHT-WING BOOSTER AT M=1.6



SYMBOL	GAP Z	PARAMETRIC VALUES				REFERENCE INFORMATION		
		ALPHA0	ALPHAB	BETA	HORZTL	NEFC	REFL	SQ IN
○	4.380	0.000	-5.000	0.000	5.4400	1.1302	IN	
□	13.380	1.600	0.000	0.000	5.2150	4.5255	IN	
◇	29.380	0.000			0.0000	0.6510	IN	
△	54.380				0.0035			

DATA HIST. CODE #EVMXX

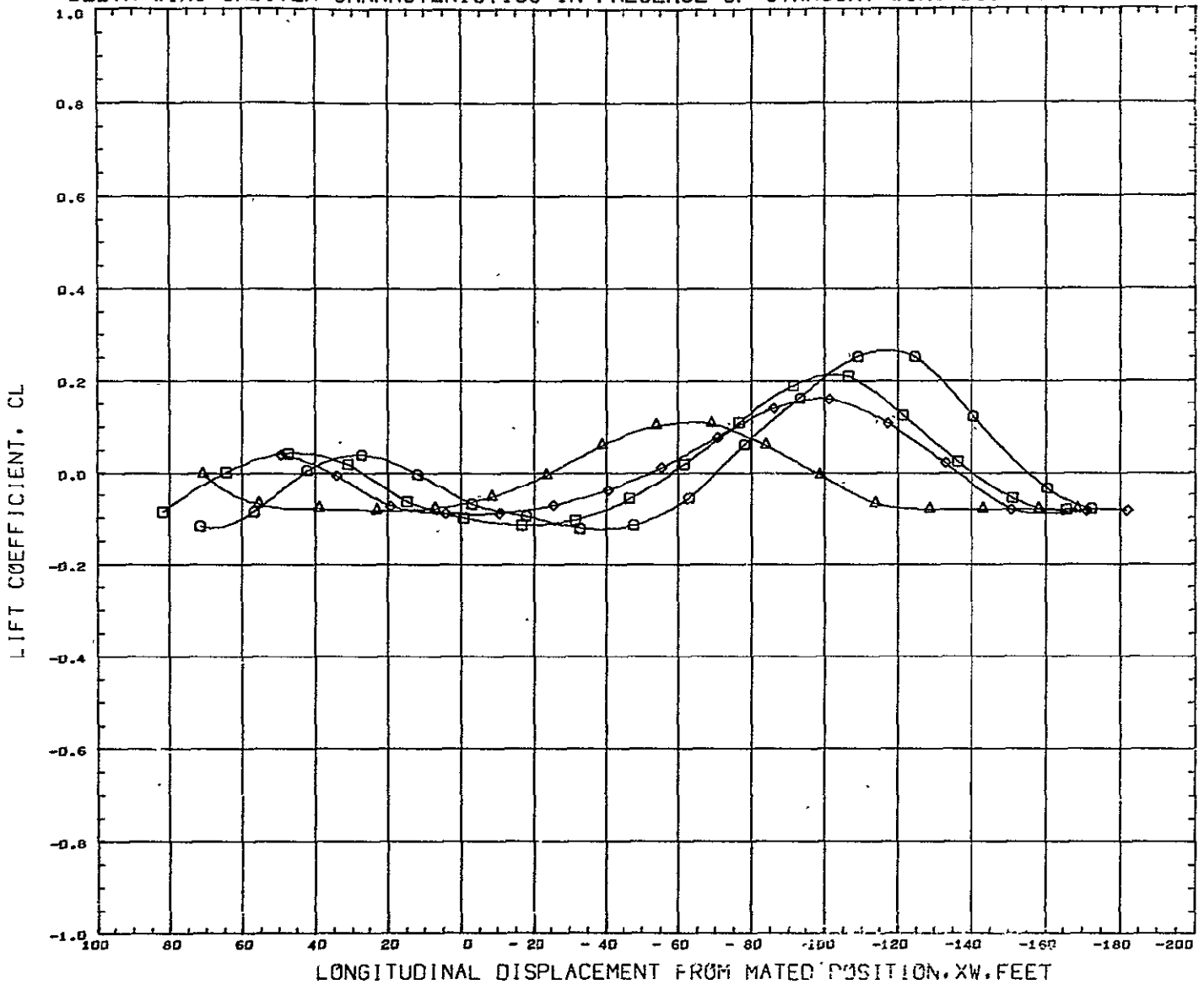
STRAIGHT-WING ORBITER CHARAC. IN PRESENCE OF STRAIGHT-WING BOOSTER AT M=1.6



SYMBOL	GAP Z	PARAMETRIC VALUES				REFERENCE INFORMATION		
□	4.380	ALPHA0	0.000	ALPHAB	- 5.000	RLFS	5.4400	SQ IN
◇	13.380	MACH	1.600	BETA	0.000	REFL	1.1302	IN
○	29.380	HORZTL	0.000			REFB	5.2150	IN
△	54.380					XMRP	4.5255	IN
						YMRP	0.0000	IN
						ZMRP	0.6510	IN
						SCALE	0.0035	

DATA HIST. CODE #EVHMH

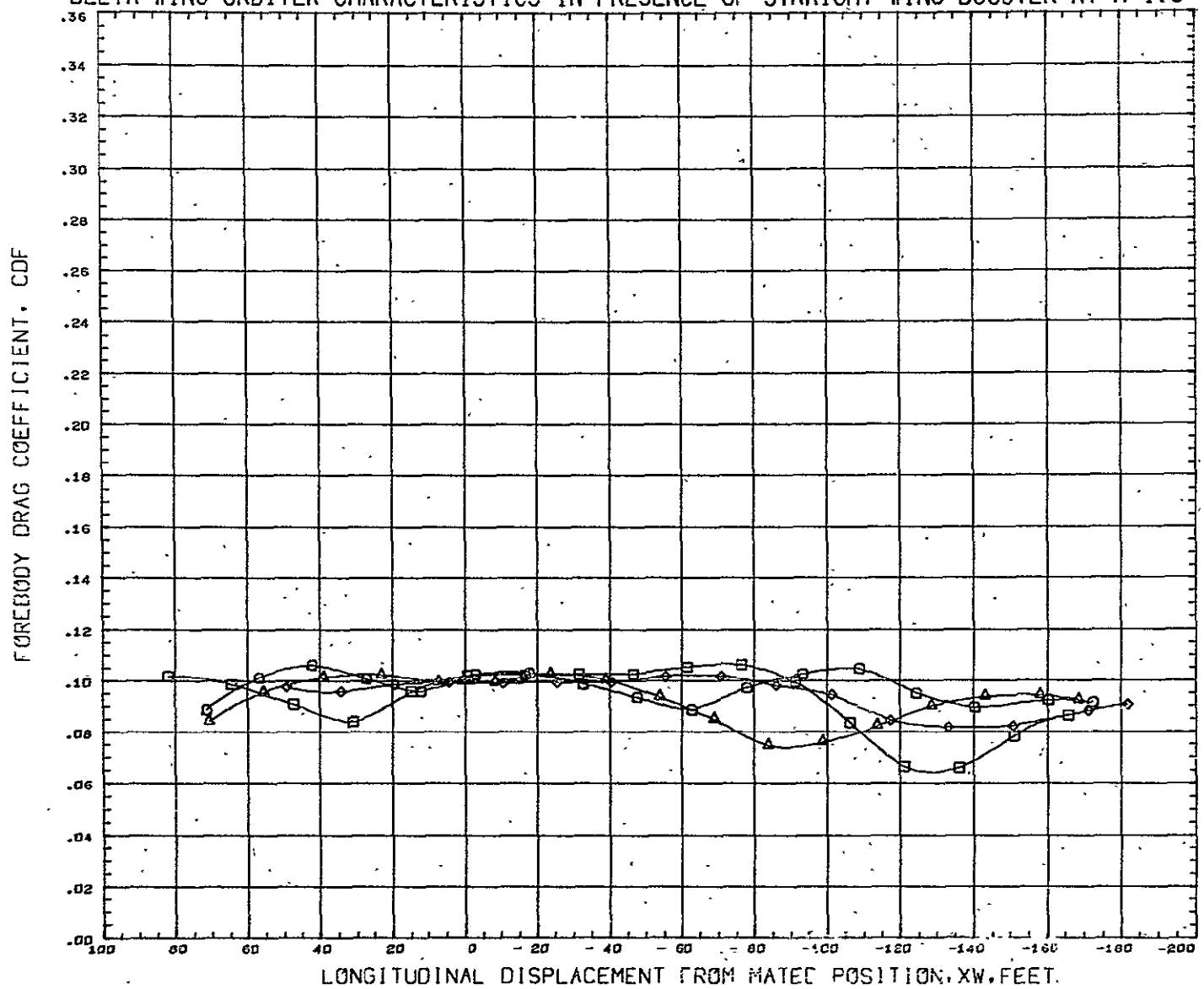
DELTA-WING ORBITER CHARACTERISTICS IN PRESENCE OF STRAIGHT-WING BOOSTER AT M=1.6



SYMBOL	GAP Z	PARAMETRIC VALUES				REFERENCE INFORMATION	
		ALPHA0	ALPHAS	BETA	RUDDER	KEYS	IN
○	4.380	0.000	0.000	0.000	0.000	10.7320	50 IN
□	13.380	MACH	1.600	0.000	0.000	2.8742	IN
◇	29.380	ELVATR	0.000	0.000	0.000	4.9798	IN
△	54.380					4.9788	IN
						0.0000	IN
						0.4550	IN
						0.0035	

DATA HIST. CODE #EVMMH

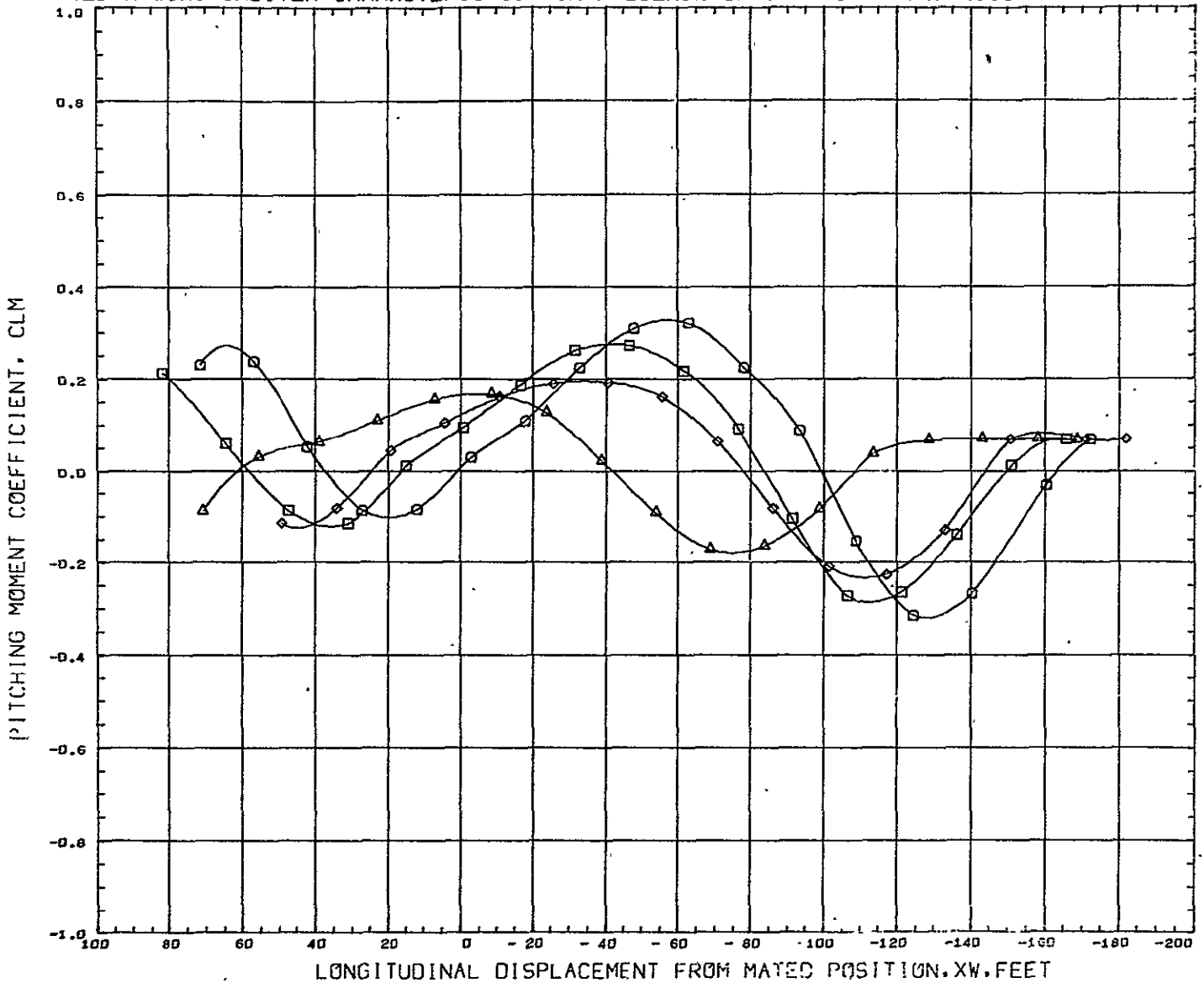
DELTA-WING ORBITER CHARACTERISTICS IN PRESENCE OF STRAIGHT-WING BOOSTER AT M=1.6



SYMBOL	CAF Z	PARAMETRIC VALUES				REFERENCE INFORMATION		
□	4.380	ALPHA0	0.000	ALPHA8	0.000	REFS	10.7320	SQ IN
◇	13.380	MACH	1.600	BETA	0.000	REFL	2.8742	IN
◊	29.380	ELVATR	0.000	RUDDER	0.000	REFB	4.9798	IN
△	54.380					XMRP	4.9788	IN
						YMRP	0.0000	IN
						ZMRP	0.4550	IN
						SCALE	0.0035	

DATA HIST. CODE #EVMMH

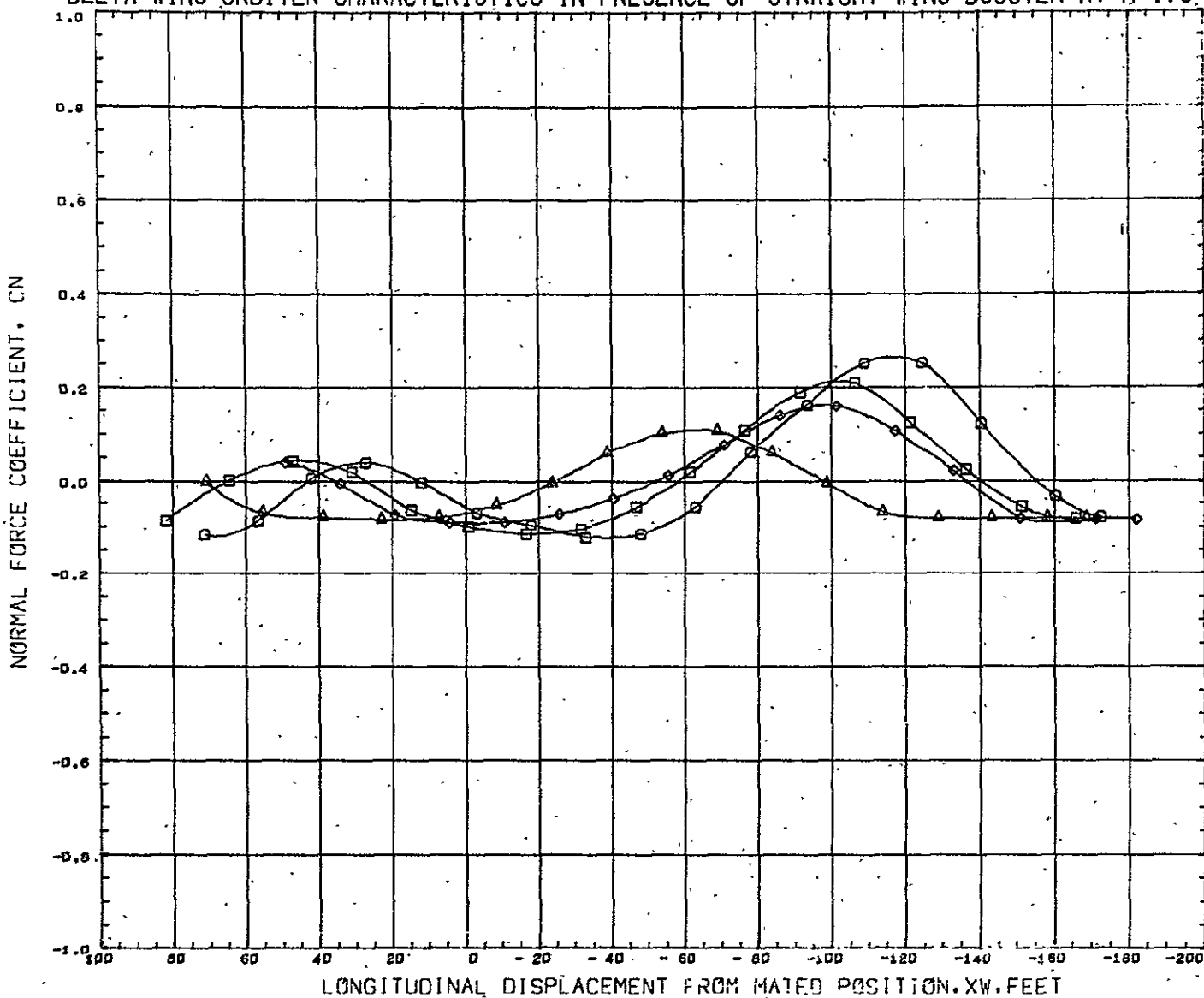
DELTA-WING ORBITER CHARACTERISTICS IN PRESENCE OF STRAIGHT-WING BOOSTER AT M=1.6



SYMBOL	GAP Z	PARAMETRIC VALUES				REFERENCE INFORMATION	
		ALPHA0	ALPHAB	BETA	RUDDER	REFS	SQ IN
□	4.380	0.000	0.000	0.000	0.000	10.7320	SQ IN
◇	13.380	HACH	1.600	0.000	0.000	2.8742	IN
○	29.380	ELVATR	0.000	0.000	0.000	4.9798	IN
△	54.380					4.9788	IN
						0.0000	IN
						0.4550	IN
						0.0035	IN

DATA HIST. CODE *EVHMH

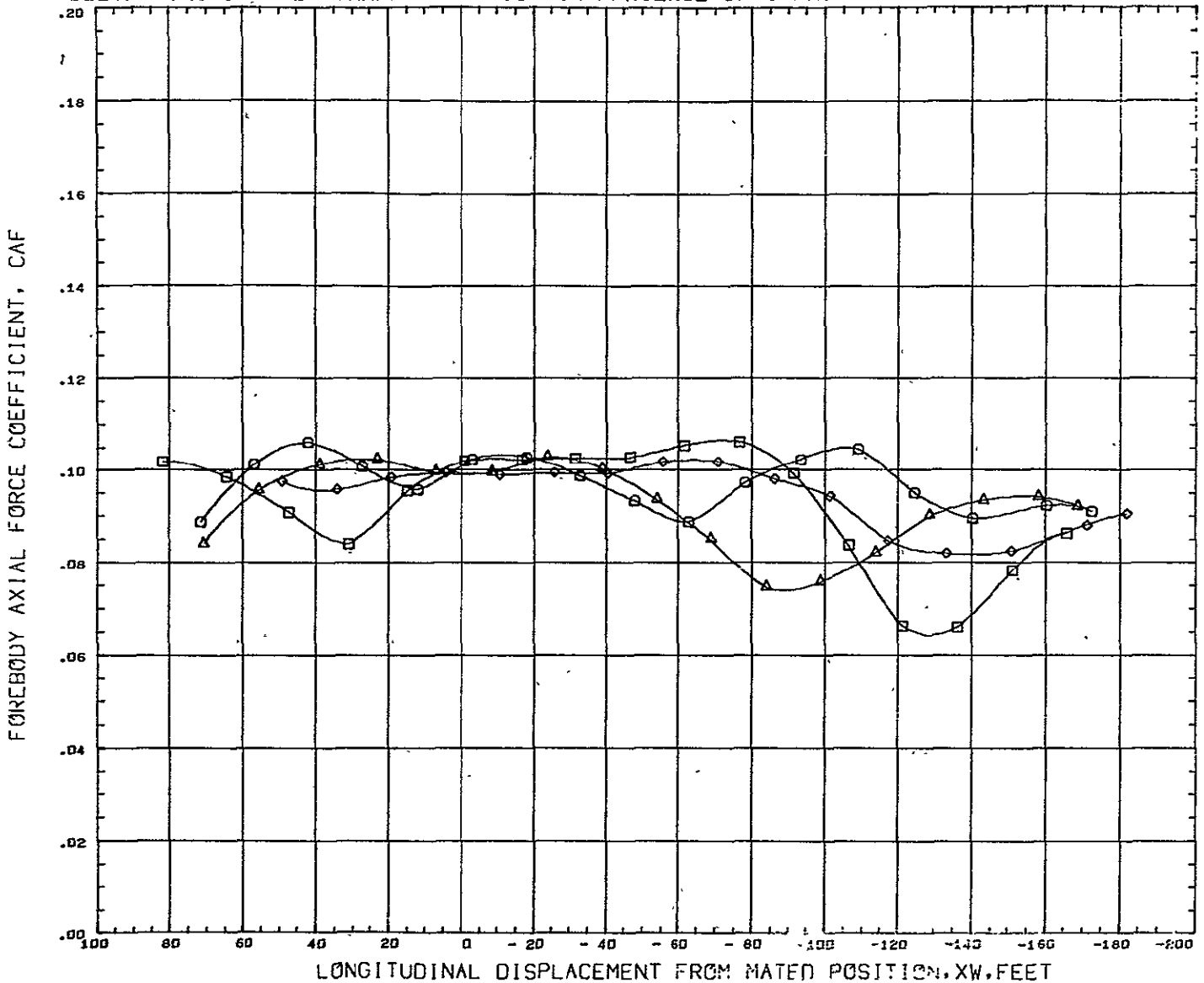
DELTA-WING ORBITER CHARACTERISTICS IN PRESENCE OF STRAIGHT-WING BOOSTER AT M=1.6



SYMBOL	GAP Z	PARAMETRIC VALUES				REFERENCE INFORMATION		
		ALPHA0	ALPHAB	BETA	RUDDER	REFE	REFL	REFB
□	4.380	0.000	0.000	0.000	10.7320	2.8742	4.9798	
◇	13.380	1.600	0.000	0.000	2.8742	4.9798	4.9788	
○	29.380	0.000	0.000	0.000	4.9788	0.0000	0.4550	
△	54.380				0.0000	0.4550	0.0035	

DATA HIST. CODE #EVMMH

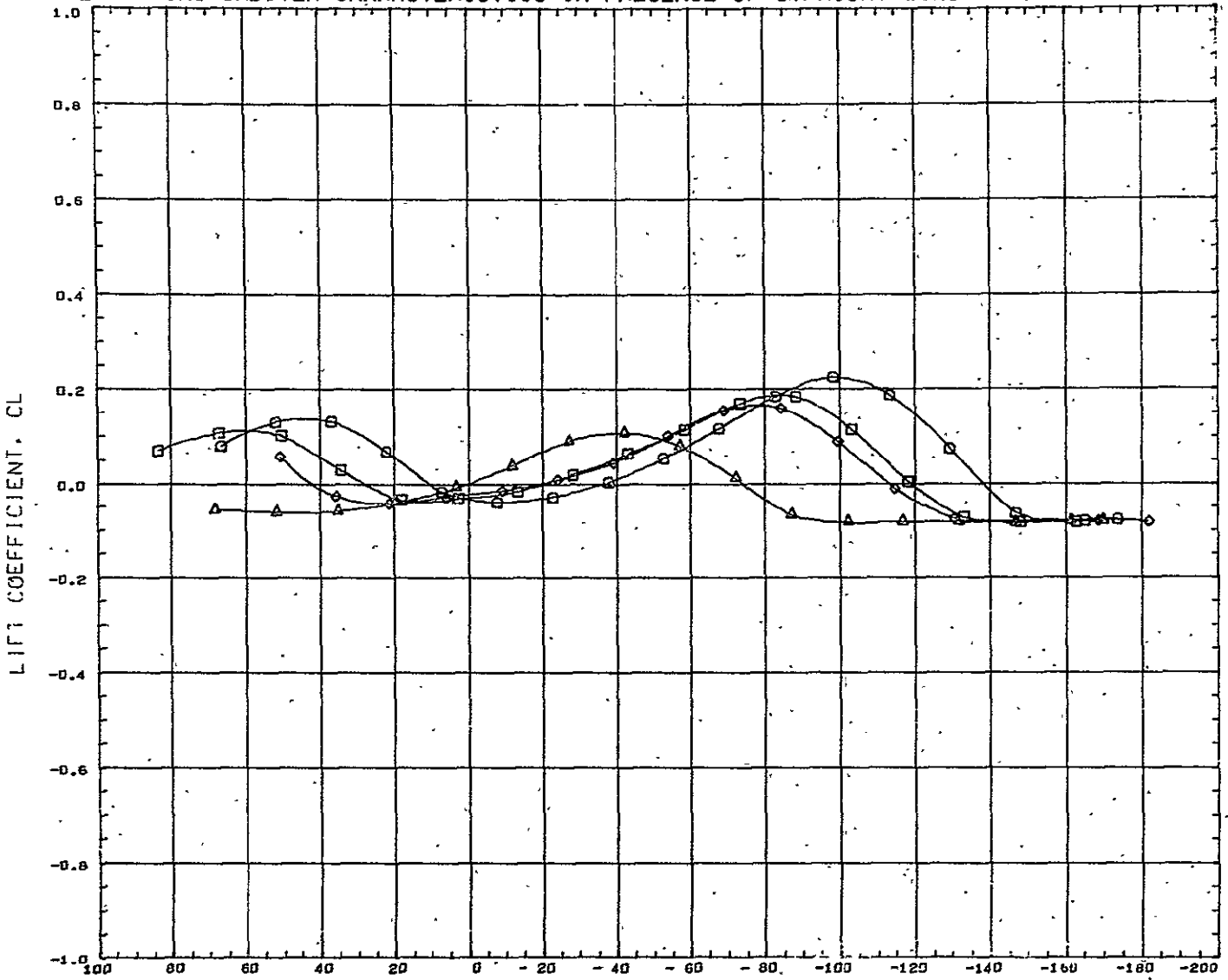
DELTA-WING ORBITER CHARACTERISTICS IN PRESENCE OF STRAIGHT-WING BOOSTER AT M=1.6



SYMBOL	CAF Z	PARAMETRIC VALUES				REFERENCE INFORMATION		
□	4.380	ALPHA0	0.000	ALPHAB	0.000	REFN	10.7320	SQ IN
◇	13.380	MACH	1.600	BETA	0.000	REFL	2.8742	IN
○	29.380	ELVATR	0.000	RUDDER	0.000	REFB	4.9798	IN
△	54.380					XMRF	4.9788	IN
						YMRF	0.0000	IN
						ZMRF	0.4550	IN
						SCALE	0.0035	

DATA HIST. CODE #EVHMM

DELTA-WING ORBITER CHARACTERISTICS IN PRESENCE OF STRAIGHT-WING BOOSTER AT M=1.6

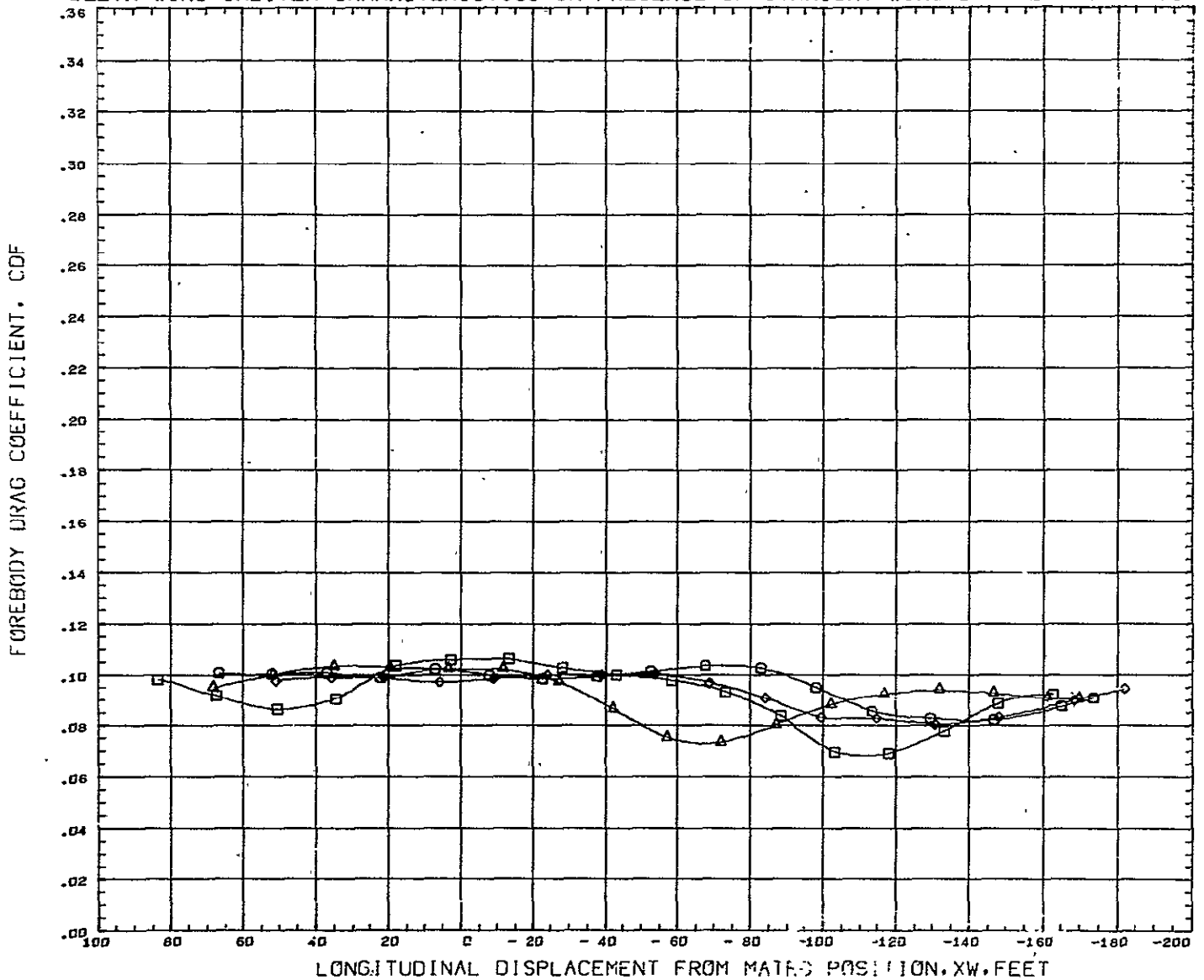


LONGITUDINAL DISPLACEMENT FROM MATED POSITION, XW, FEET

SYMBOL	GAP Z	PARAMETRIC VALUES				REFERENCE INFORMATION		
□	4.380	ALPHA0	0.000	ALPHAB	- 5.000	REFS	10.7320	SQ IN
◇	13.380	MACH	1.600	BETA	0.000	REFL	2.8742	IN
○	29.380	ELVATR	0.000	RUDDER	0.000	REFB	4.9798	IN
△	54.380					XMRF	4.9788	IN
						YMRF	0.0000	IN
						ZMRF	0.4550	IN
						SCALE	0.0035	

DATA HIST. CODE #EVMMH

DELTA-WING ORBITER CHARACTERISTICS IN PRESENCE OF STRAIGHT-WING BOOSTER AT M=1.6

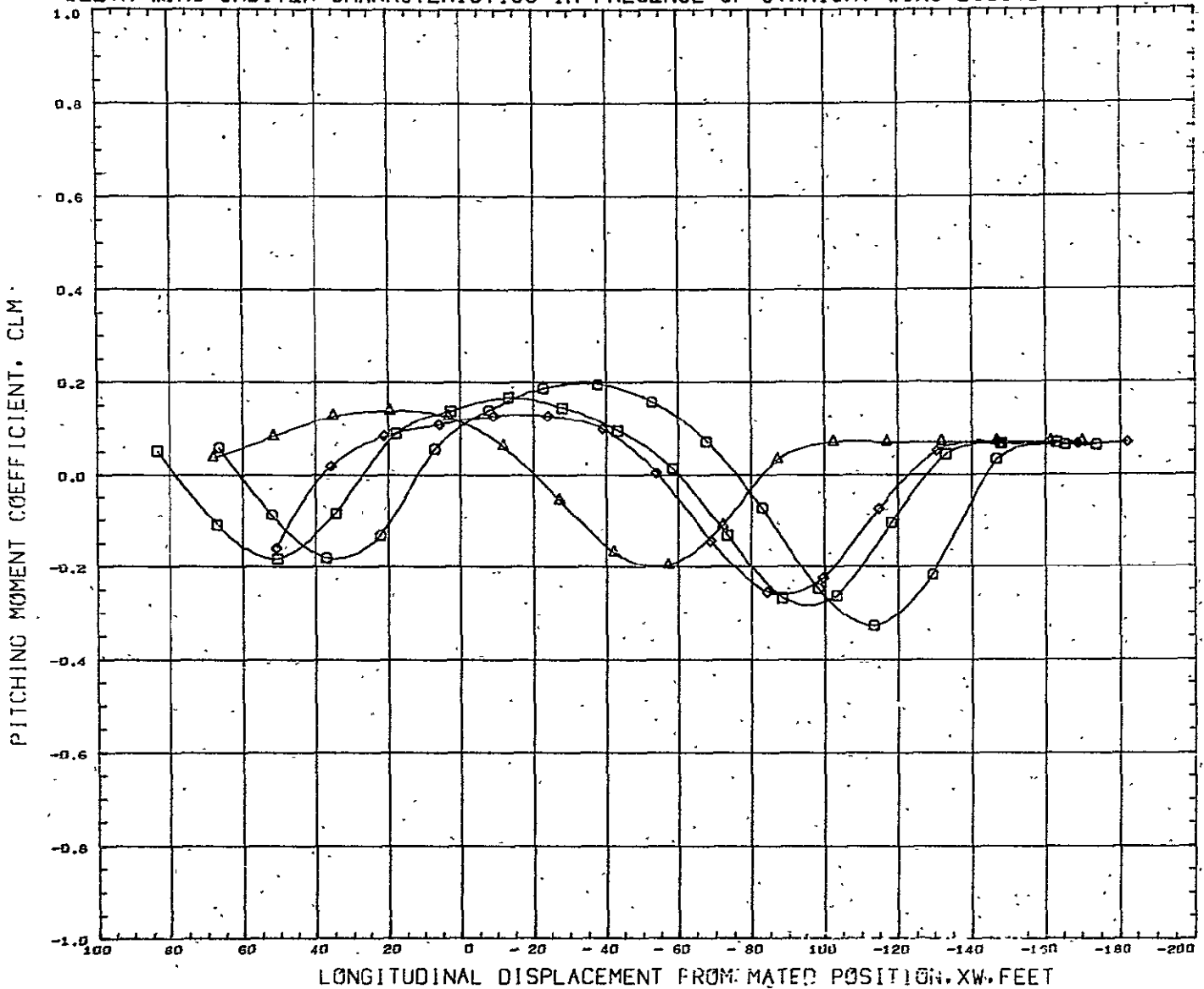


LONGITUDINAL DISPLACEMENT FROM MATE'S POSITION, XW, FEET

SYMBOL	GAP Z	PARAMETRIC VALUES				REFERENCE INFORMATION		
○	4.380	ALPHA0	0.000	ALPHA8	- 5.000	REFS	10.7320	SQ IN
□	13.380	MACH	1.600	BETA	0.000	REFL	2.8742	IN
◇	29.380	ELVATE	0.000	RUDDER	0.000	REFB	4.9798	IN
△	54.380					XHRF	4.9788	IN
						YHRF	0.0000	IN
						ZHRF	0.4550	IN
						SCALE	0.0035	

DATA HIST. CODE #EVHMM

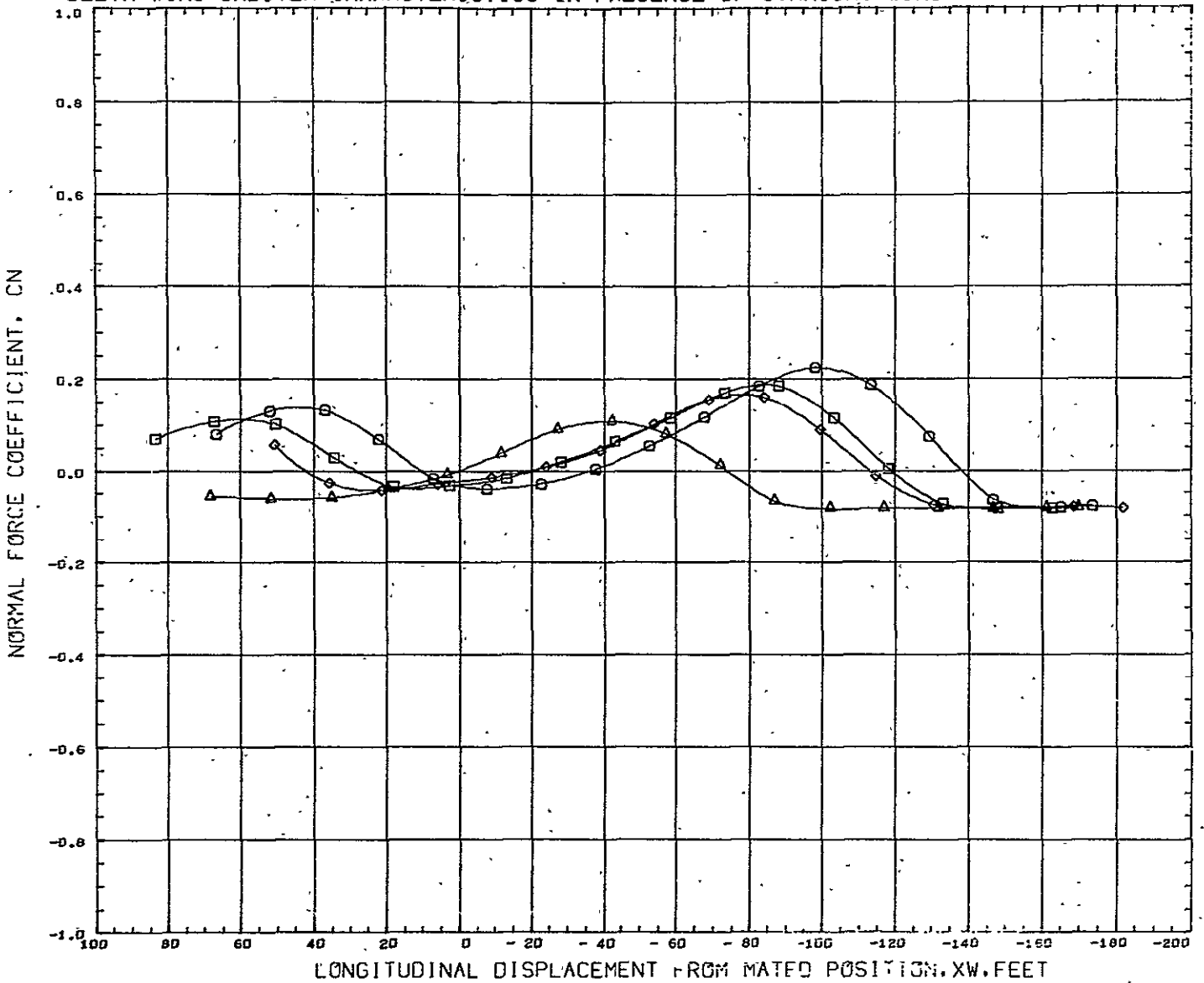
DELTA-WING ORBITER CHARACTERISTICS IN PRESENCE OF STRAIGHT-WING BOOSTER AT M=1.6



SYMBOL	GAP Z	PARAMETRIC VALUES				REFERENCE INFORMATION		
○	4.380	ALPHA0	0.000	ALPHAB	5.000	REFC	10.7320	SQ IN.
□	13.380	MACH	1.600	BETA	0.000	REFL	2.8742	IN
◇	29.380	ELVATE	0.000	RUDDER	0.000	REFB	4.9798	IN
△	54.380					XMRP	4.9788	IN
						YMRP	0.0000	IN
						ZMRP	0.4550	IN
						SCALE	0.0935	

DATA HIST. CODE #EVHMH

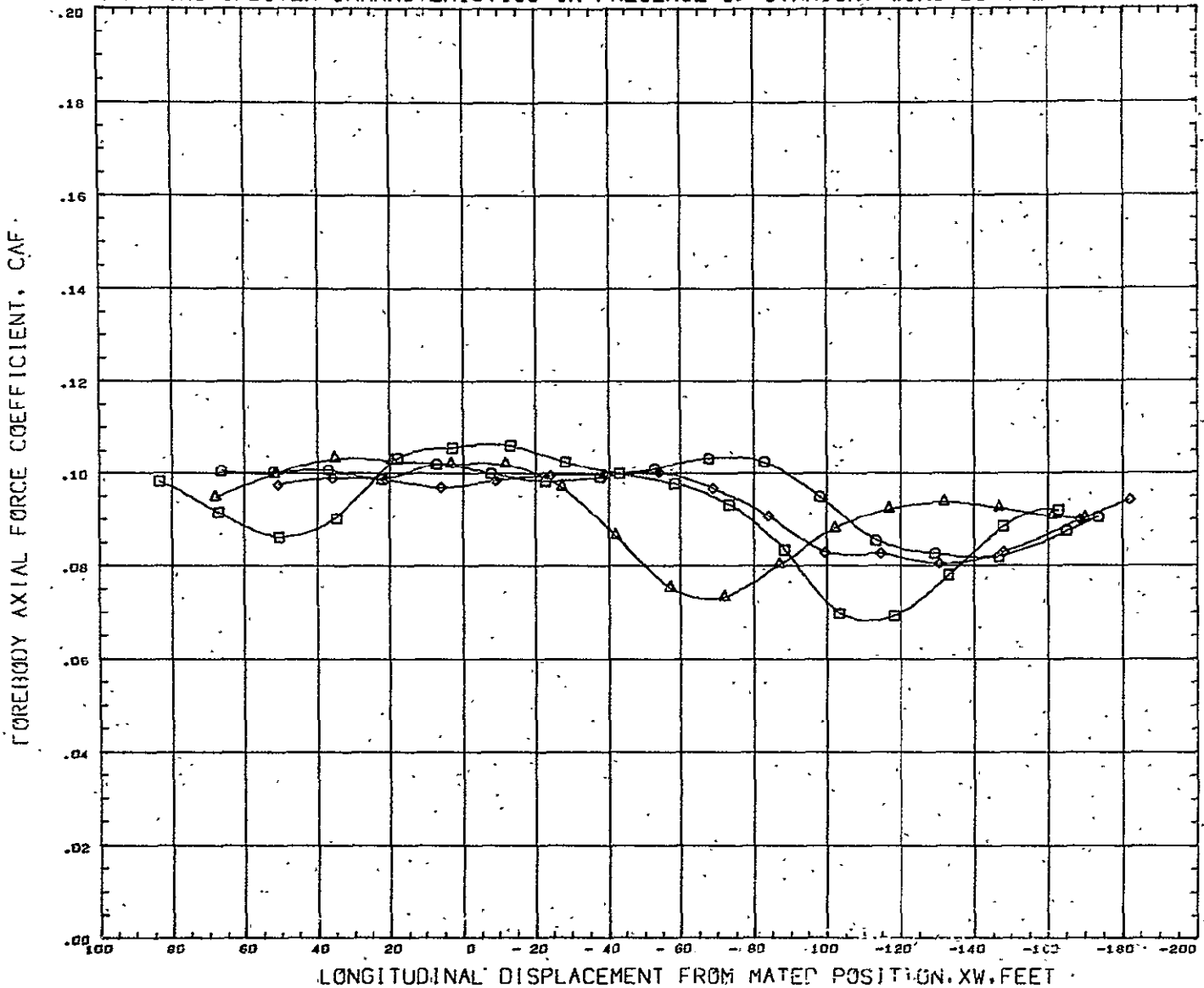
DELTA-WING ORBITER CHARACTERISTICS IN PRESENCE OF STRAIGHT-WING BOOSTER AT M=1.6



SYMBOL	GAP Z	PARAMETRIC VALUES				REFERENCE INFORMATION		
□	4.380	ALPHA0	0.000	ALPHA8	5.000	REFS	10.7320	SE IN
◇	13.380	MACH	1.600	BETA	0.000	REFL	2.8742	IN
△	29.380	ELVATE	0.000	RUDGER	0.000	REFB	4.9798	IN
	54.380					XMRP	4.9788	IN
						YMRP	0.0000	IN
						ZMRP	0.4550	IN
						SCALE	0.0035	

DATA HIST. CODE #EVMHM

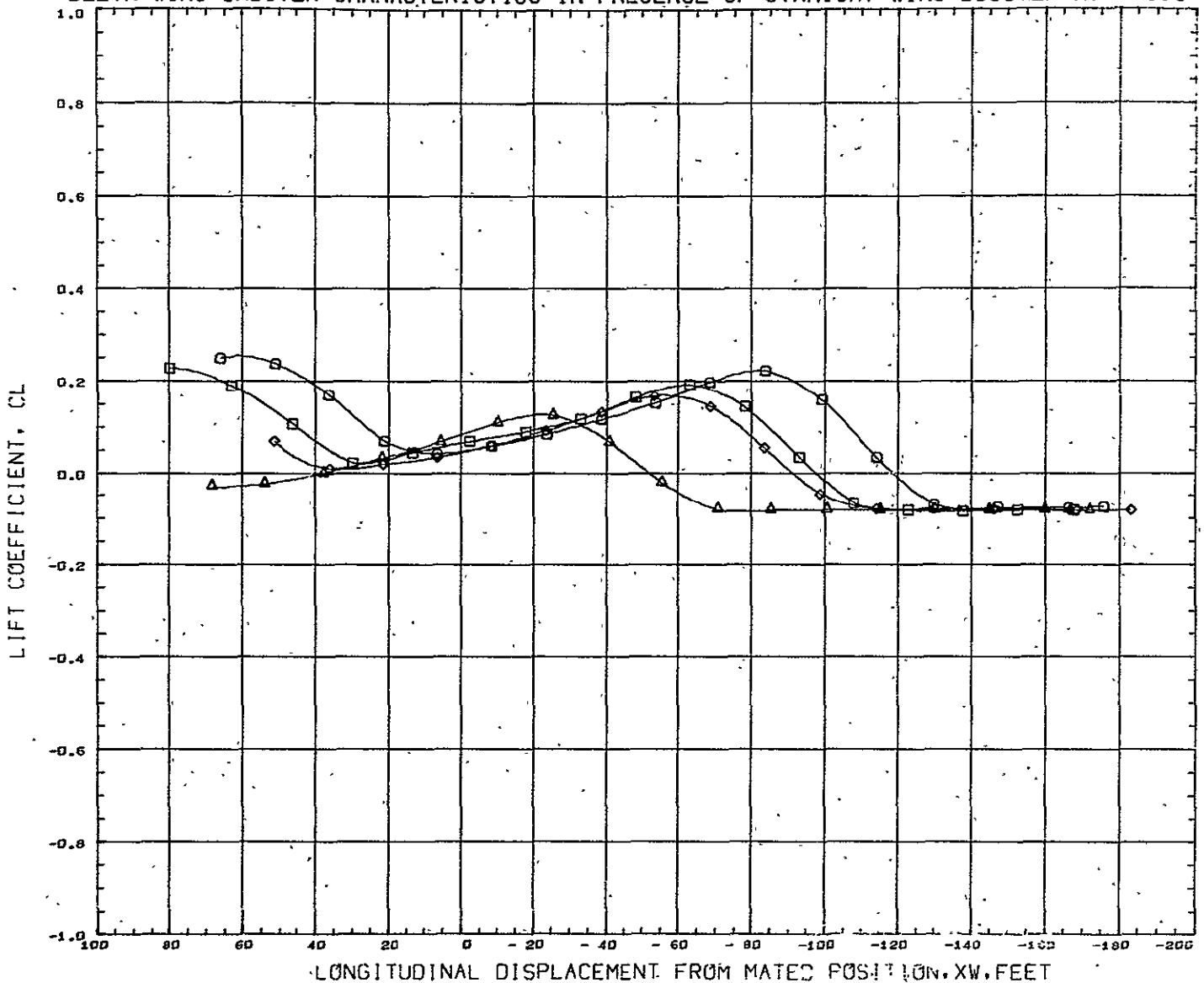
DELTA-WING ORBITER CHARACTERISTICS IN PRESENCE OF STRAIGHT-WING BOOSTER AT M=1.6



SYMBOL	GAP Z	PARAMETRIC VALUES				REFERENCE INFORMATION		
◇	4.380	ALPHA0	0.000	ALPHAB	- 5.000	REFS	10.7320	SQ IN
□	13.380	MACH	1.600	BETA	0.000	REFL	2.8742	IN
◇	29.380	ELVAT	0.000	RUDDER	0.000	REFB	4.9798	IN
△	54.380					XMRP	4.9788	IN
						YMRP	0.0000	IN
						ZMRP	0.4550	IN
						SCALE	0.0035	

DATA HIST. CODE #EYMHM

DELTA-WING ORBITER CHARACTERISTICS IN PRESENCE OF STRAIGHT-WING BOOSTER AT M=1.6



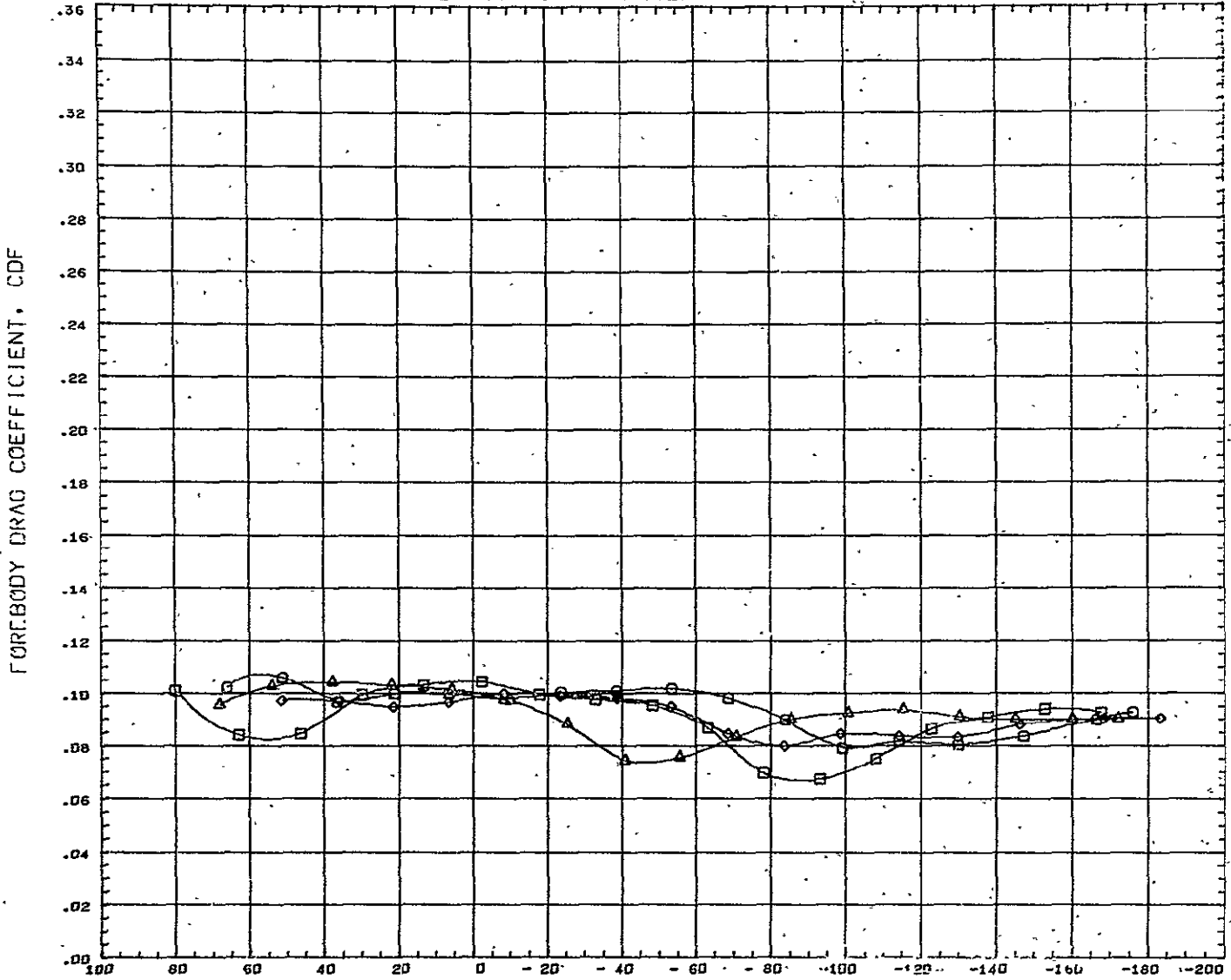
LONGITUDINAL DISPLACEMENT FROM MATED POSITION, XW, FEET

SYMBOL	CAF Z	PARAMETRIC VALUES			
○	4.380	ALPHA0	0.000	ALPHA8	-10.000
□	13.380	MACH	-1.600	BETA	0.000
◇	29.380	ELVATR	0.000	RUDDER	0.000
△	54.380				

REFERENCE INFORMATION		
RELS	10.7320	SQ IN
REFL	2.8742	IN
REFB	4.9798	IN
XMRP	4.9788	IN
YMRP	0.0000	IN
ZMRP	0.4550	IN
SCALE	0.0035	

.DATA HIST. CODE #EVMHH

DELTA-WING ORBITER CHARACTERISTICS IN PRESENCE OF STRAIGHT-WING BOOSTER AT M=1.6

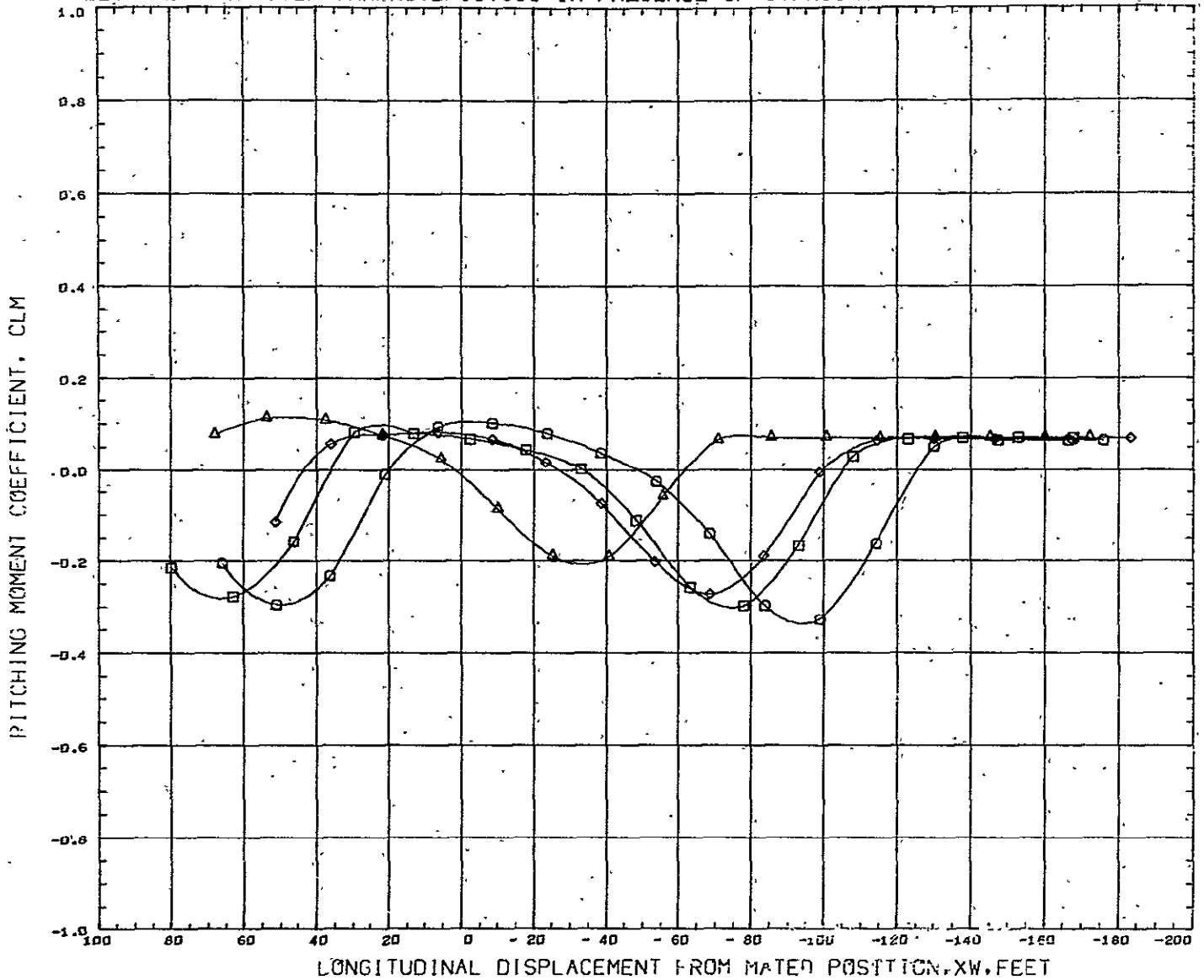


LONGITUDINAL DISPLACEMENT FROM MATED POSITION, XW, FEET

SYMBOL	GAP Z	PARAMETRIC VALUES				REFERENCE INFORMATION	
○	4.380	ALPHA0	0.000	ALPHAB	-10.000	REFS	10.7320 SQ IN
□	13.380	HACH	1.600	BETA	0.000	REFL	2.8742 IN
◇	29.380	ELVATR	0.000	RUDDER	0.000	REFB	4.9798 IN
△	54.380					XNRF	4.9788 IN
						YNRF	0.0000 IN
						ZNRF	0.4550 IN
						SCALE	0.0035

DATA HIST. CODE #EVMH3

DELTA-WING ORBITER CHARACTERISTICS IN PRESENCE OF STRAIGHT-WING BOOSTER AT M=1.6

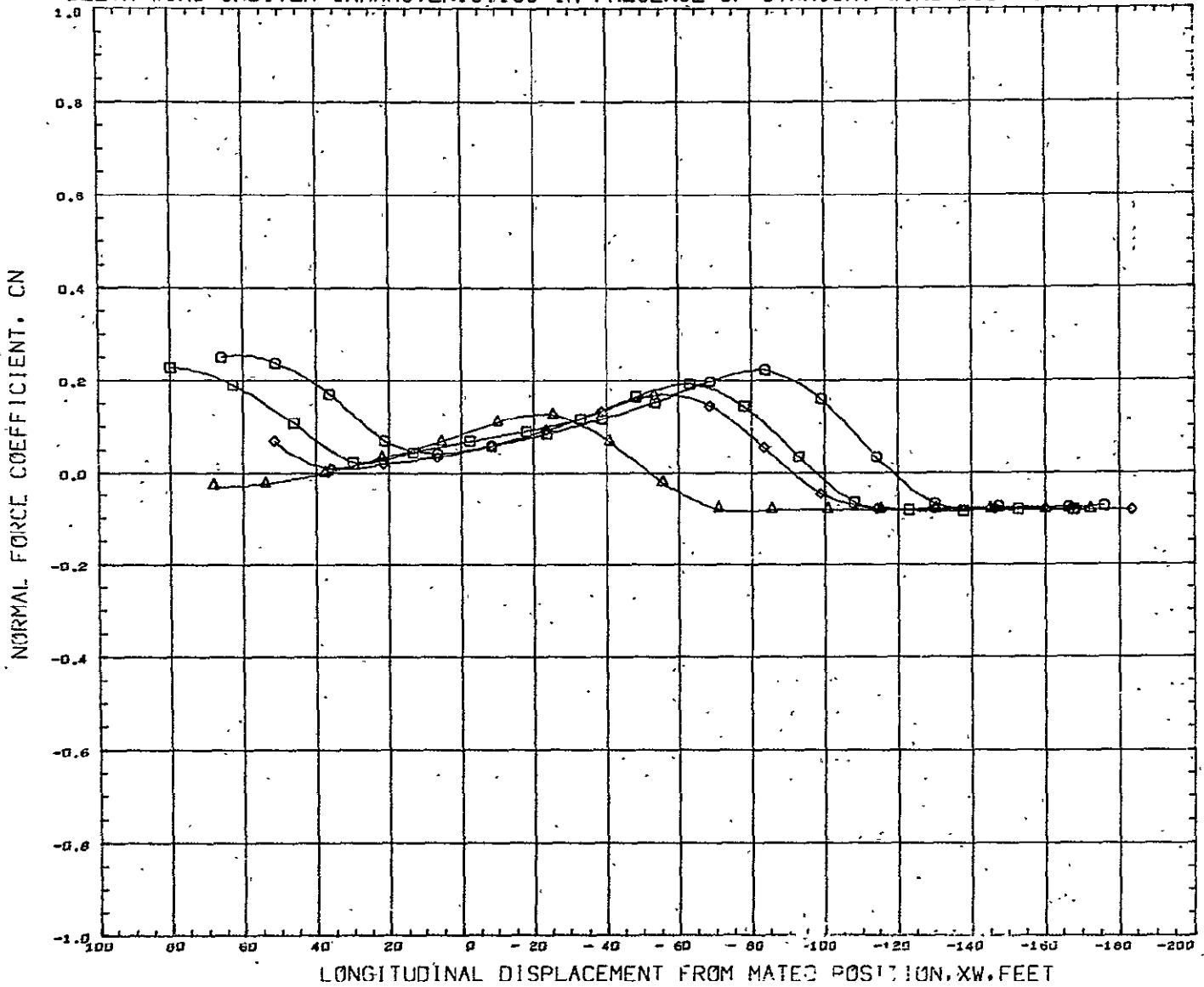


LONGITUDINAL DISPLACEMENT FROM MATED POSITION, XW, FEET

SYMBOL	GAF Z	PARAMETRIC VALUES				REFERENCE INFORMATION		
○	4.380	ALPHA0	0.000	ALPHAB	-10.000	REFS	10.7320	SQ IN
◇	13.380	MACH	1.600	BETA	0.000	REFL	2.8742	IN
△	54.380	ELVATR	0.000	RUDDER	0.000	REFB	4.9798	IN
						XMRP	4.9788	IN
						YMRP	0.0000	IN
						ZMRP	0.4550	IN
						SCALE	0.0035	

DATA HIST. CODE #EYHHH

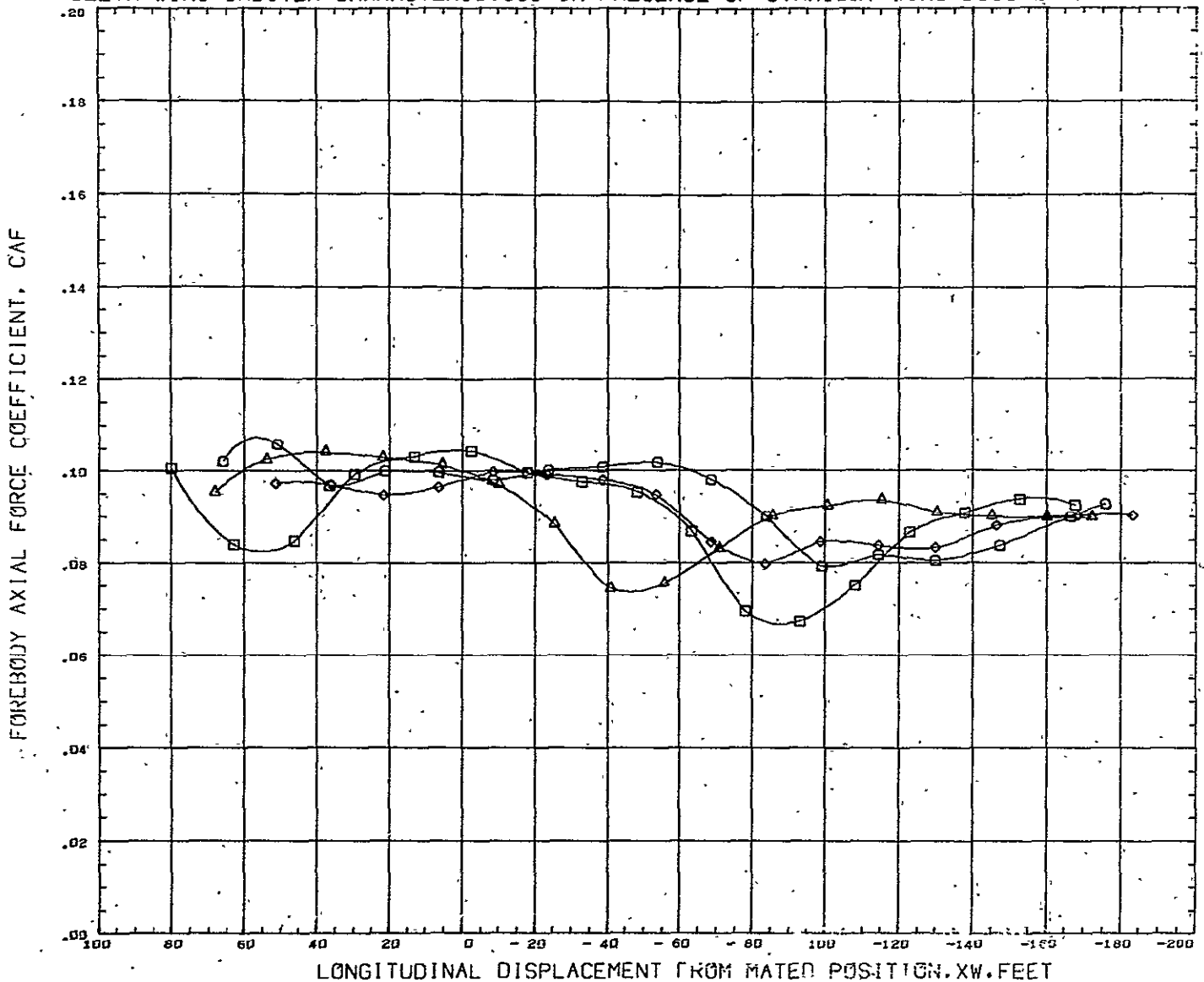
DELTA-WING ORBITER CHARACTERISTICS IN PRESENCE OF STRAIGHT-WING BOOSTER AT M=1.6



SYMBOL	GAP Z	PARAMETRIC VALUES				REFERENCE INFORMATION	
□	4.380	ALPHA0	0.000	ALPHAB	-10.000	REFS	10.7320 SQ IN
◇	13.380	MACH	1.600	DETA	0.000	REFL	2.8742 IN
○	29.380	ELVATR	0.000	RUDDER	0.000	REFB	4.9798 IN
△	54.380					XMRP	4.9788 IN
						YMRP	0.0000 IN
						ZMRP	0.4550 IN
						SCALE	0.0035

DATA HIST. CODE #EVHMM

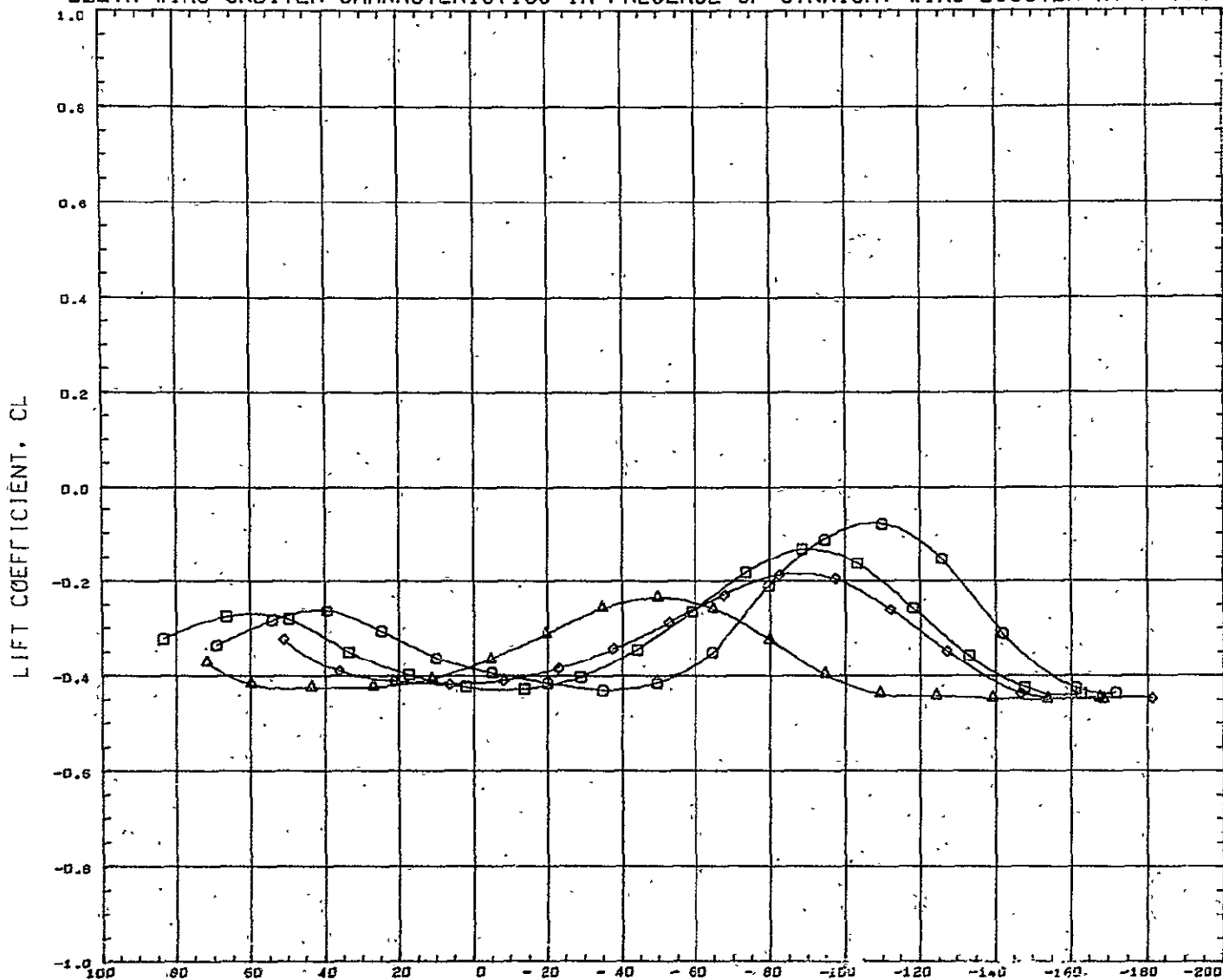
DELTA-WING ORBITER CHARACTERISTICS IN PRESENCE OF STRAIGHT-WING BOOSTER AT M=1.6



SYMBOL	CAF Z	PARAMETRIC VALUES				REFERENCE INFORMATION		
□	4.380	ALPHA0	0.000	ALPHAB	-10.000	REF3	10.7320	SQ IN
◇	13.380	MACH	1.600	BETA	0.000	REF1	2.8742	IN
○	29.380	ELVATR	0.000	RUDDER	0.000	REF2	4.9798	IN
△	54.380					XMRP	4.9788	IN
						YMRP	0.0000	IN
						ZMRP	0.4550	IN
						SCALE	0.0035	

DATA HIST. CODE #EVMMH

DELTA-WING ORBITER CHARACTERISTICS IN PRESENCE OF STRAIGHT-WING BOOSTER AT M=1.6

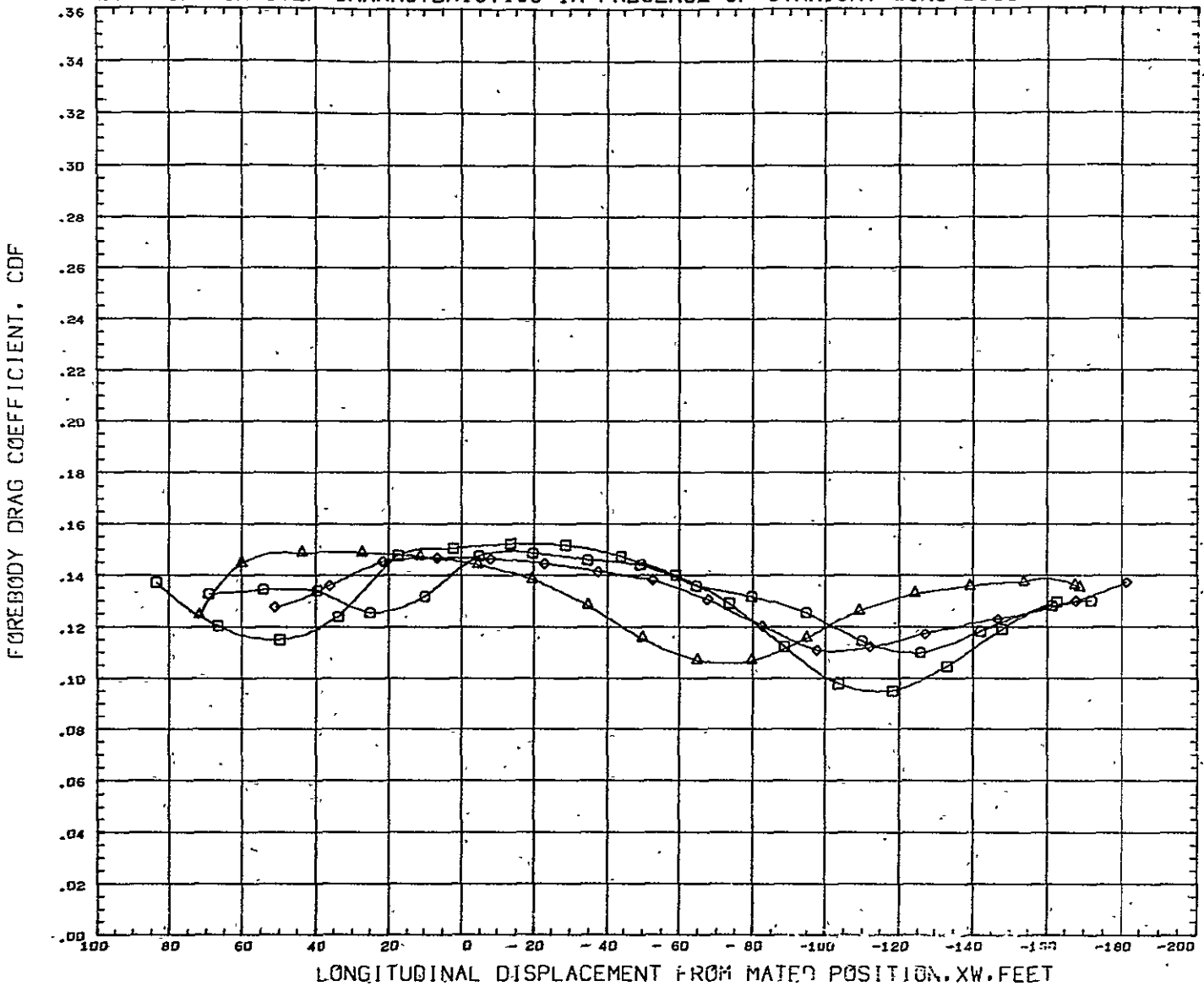


LONGITUDINAL DISPLACEMENT FROM MATED POSITION, XW, FEET

SYMBOL	GAP Z	PARAMETRIC VALUES				REFERENCE INFORMATION		
○	4.380	ALPHA0	- 5.000	ALPHA0	- 5.000	ML'S	16.7320	sq IN
□	13.380	MACH	1.600	BETA	0.000	REFL	2.8742	IN
◇	29.380	ELVATR	0.000	RUDDER	0.000	REFB	4.9798	IN
△	54.380					XMRP	4.9788	IN
						YMRP	0.0000	IN
						ZMRP	0.4550	IN
						SCALE	0.0035	

DATA HIST. CODE 2EVMMH

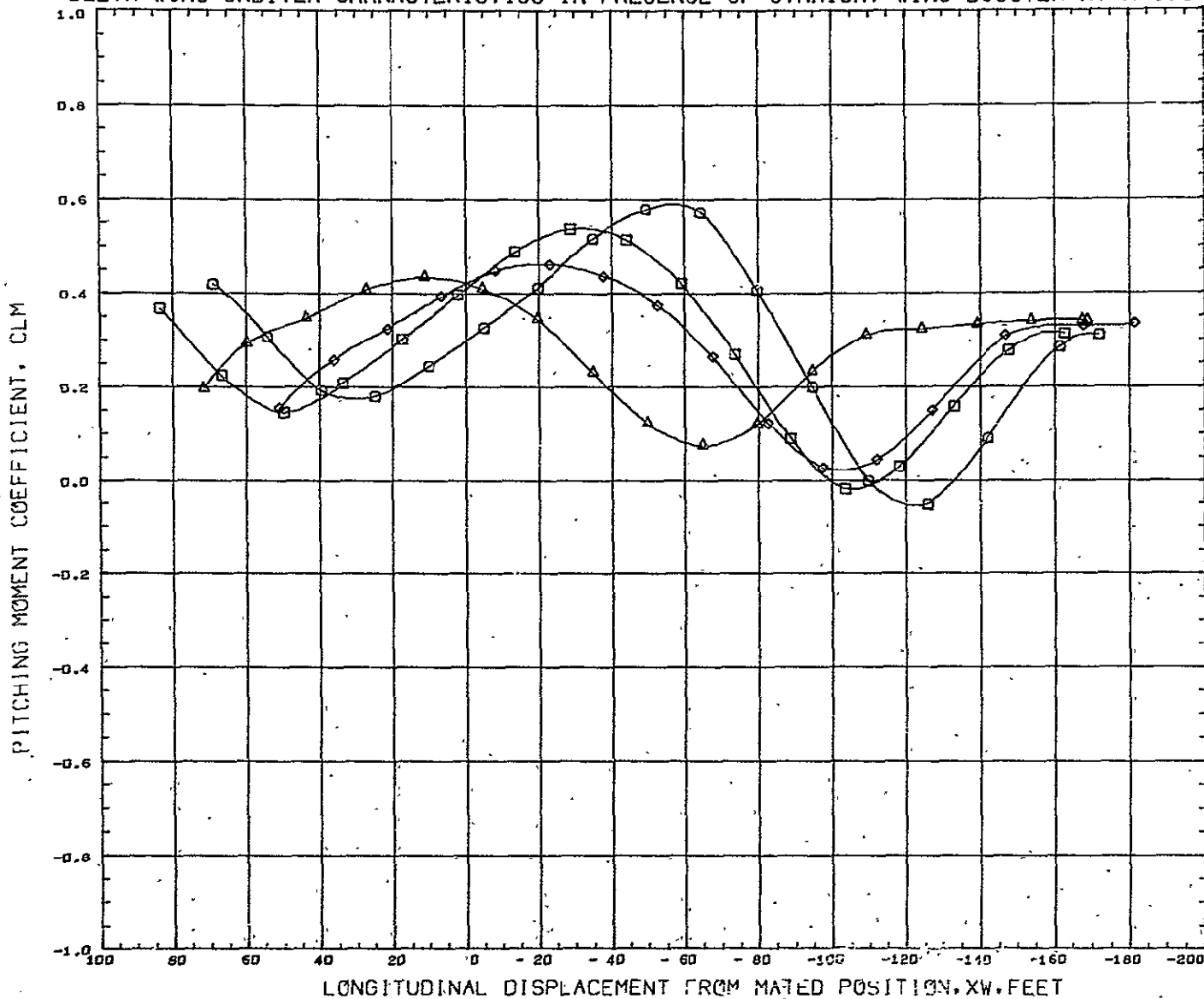
DELTA-WING ORBITER CHARACTERISTICS IN PRESENCE OF STRAIGHT-WING BOOSTER AT M=1.6



SYMBOL	GAP Z	PARAMETRIC VALUES				REFERENCE INFORMATION	
○	4.380	ALPHA0	- 5.000	ALPHAB	- 5.000	WLS	10.7320 SQ IN
◇	13.380	HACH	1.600	BETA	0.000	REFL	2.8742 IN
◇	29.380	ELVATR	0.000	RUDDER	0.000	REFB	4.9798 IN
△	54.380					XMRP	4.9788 IN
						YMRP	0.0000 IN
						ZMRP	0.4550 IN
						SCALE	0.0035

DATA HIST. CODE 2EVMMH

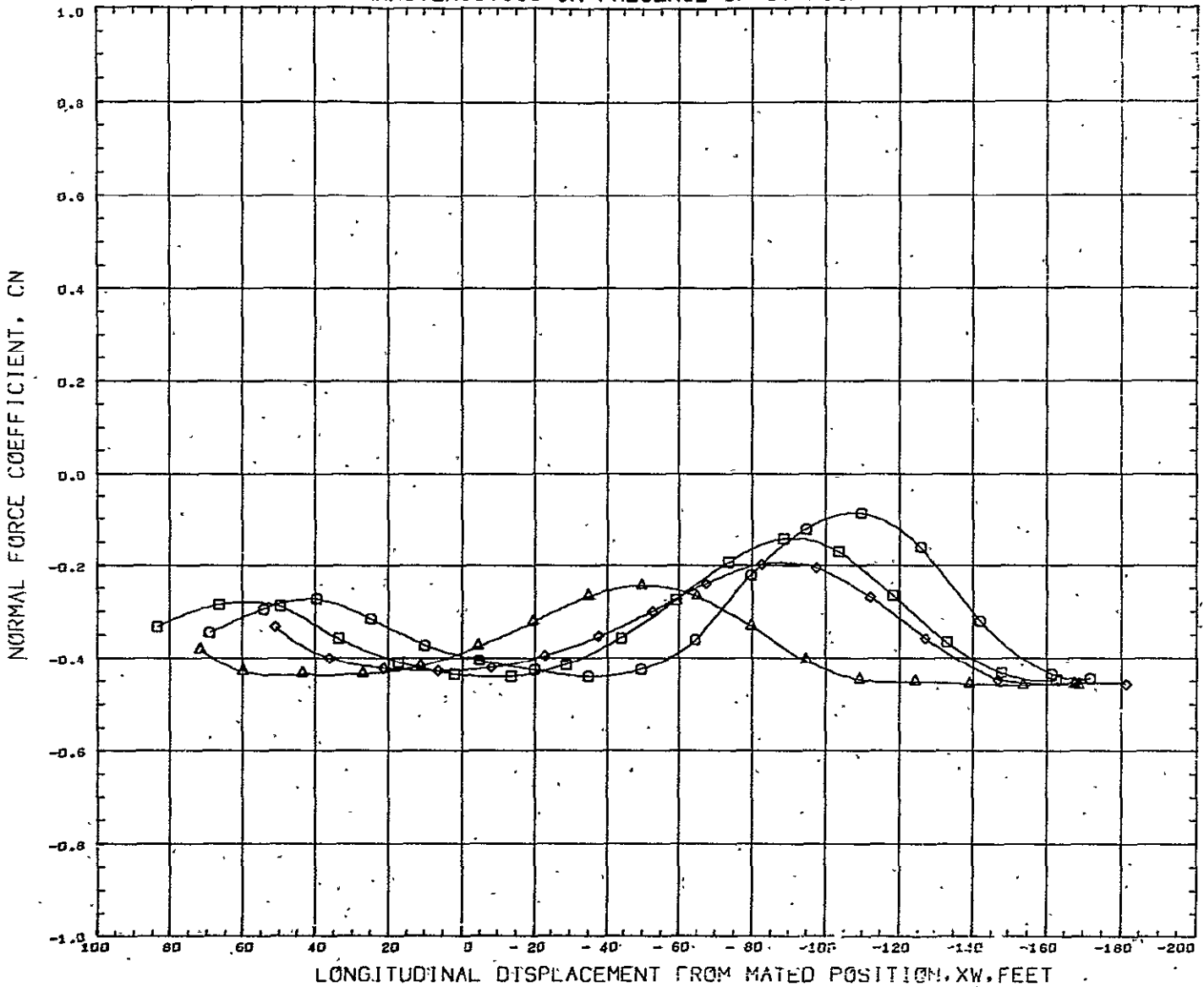
DELTA-WING ORBITER CHARACTERISTICS IN PRESENCE OF STRAIGHT-WING BOOSTER AT M=1.6



SYMBOL	GAP Z	PARAMETRIC VALUES				REFERENCE INFORMATION		
○	4.380	ALPHA0	5.000	ALPHA5	5.000	REF5	10.7320	SR IN
□	13.380	MACH	1.600	BETA	0.000	REFL	2.8742	IN
◇	29.380	ELVAT	0.000	RUDDER	0.000	REFS	4.9798	IN
△	54.380					XMRP	4.9788	IN
						YMRP	0.0000	IN
						ZMRP	0.4550	IN
						SCALE	0.0035	

DATA HIST. CODE #EVHMM

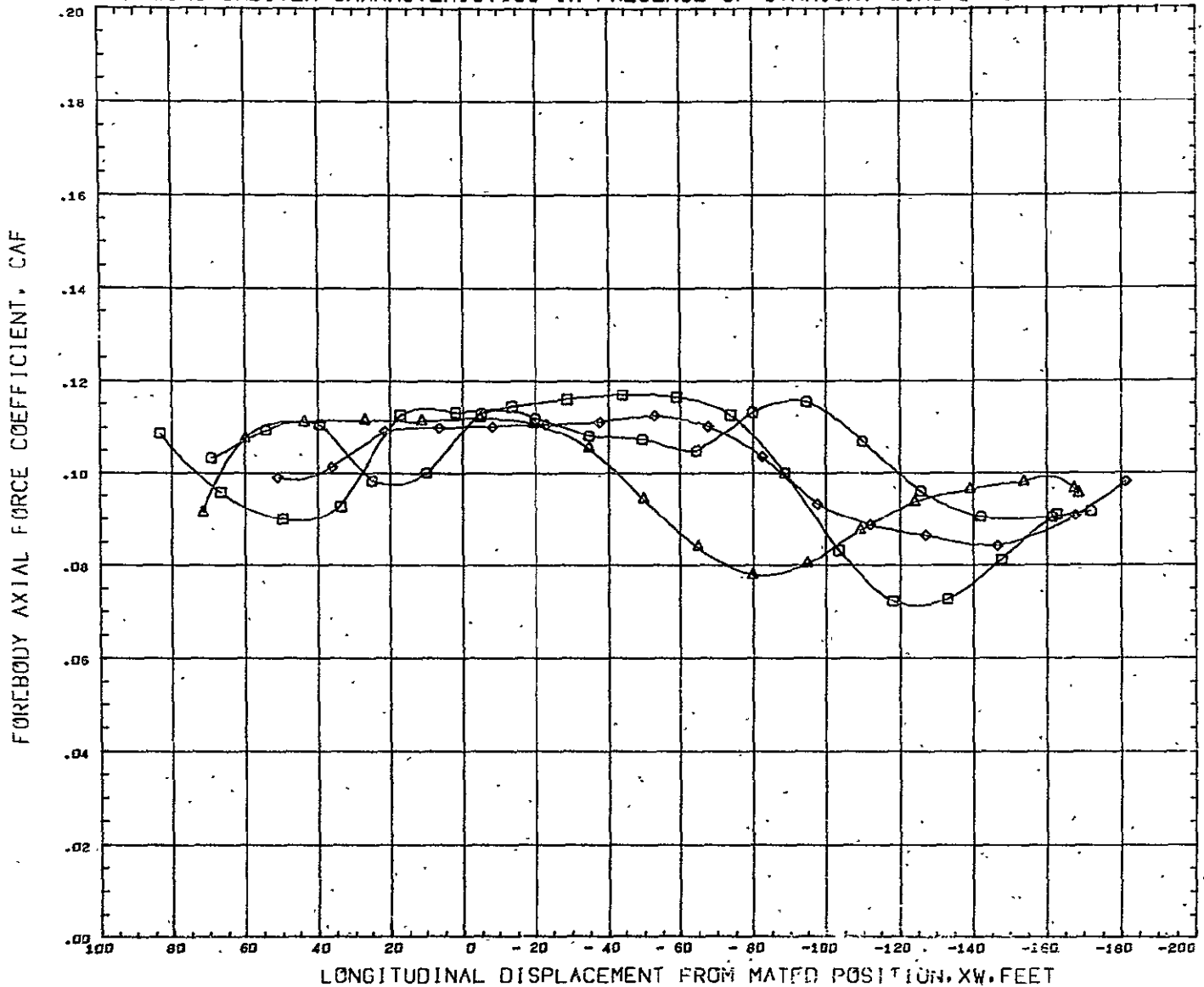
DELTA-WING ORBITER CHARACTERISTICS IN PRESENCE OF STRAIGHT-WING BOOSTER AT M=1.6



SYMBOL	CAP Z	PARAMETRIC VALUES				REFERENCE INFORMATION		
□	4.380	ALPHA0	- 5.000	ALPHAB	- 5.000	W/F5	10.7320	SQ IN
◇	13.380	MACH	1.600	BETA	0.000	REFL	21.8742	IN
○	29.380	ELVATR	0.000	RUDDER	0.000	REFB	4.9798	IN
△	54.380					XMRP	4.9788	IN
						YMRP	0.0000	IN
						ZMRP	0.4550	IN
						SCALE	0.0035	

DATA HIST. CODE #EVMHM

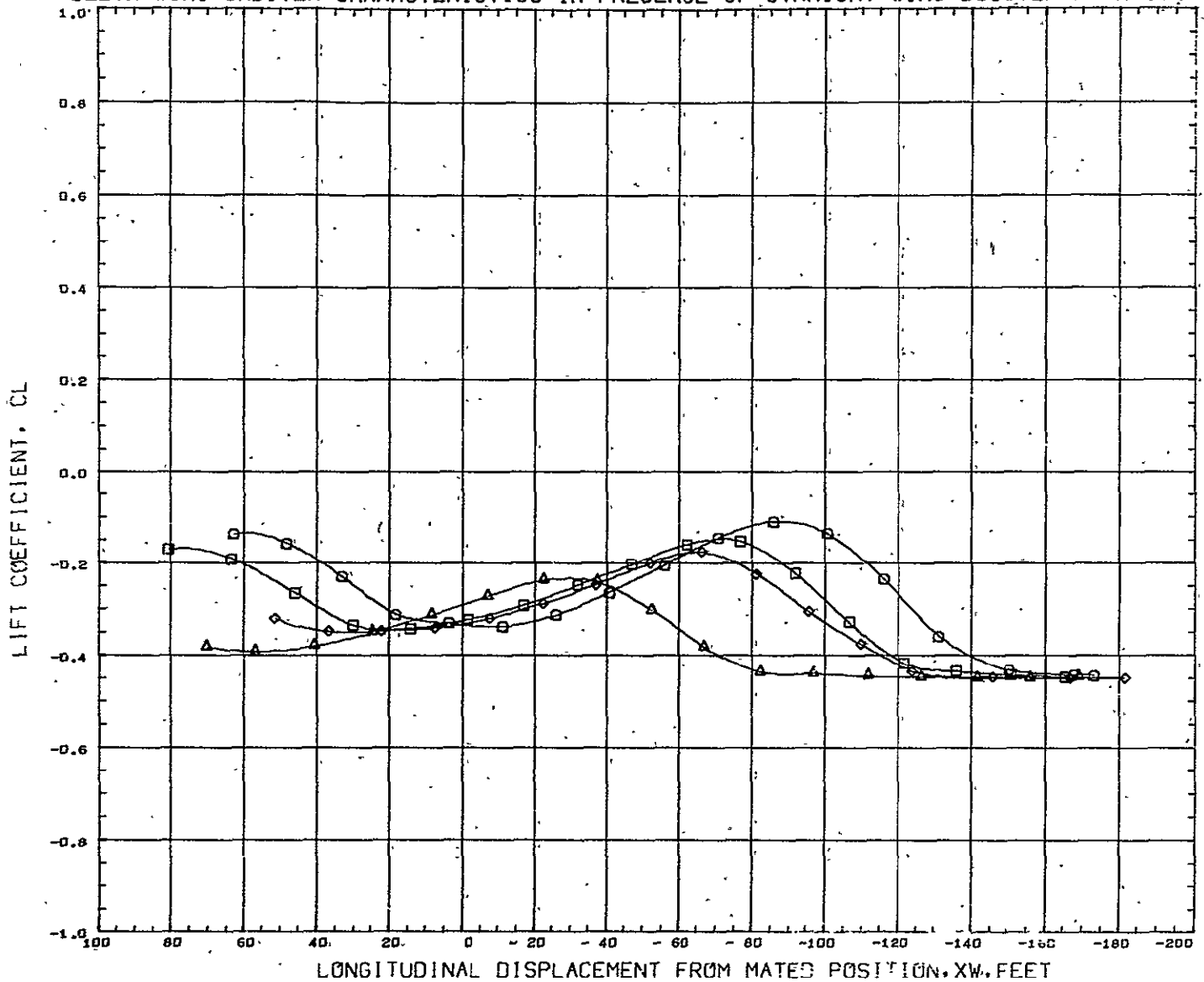
DELTA-WING ORBITER CHARACTERISTICS IN PRESENCE OF STRAIGHT-WING BOOSTER AT M=1.6



SYMBOL	CAF Z	PARAMETRIC VALUES				REFERENCE INFORMATION		
□	4.380	ALPHA0	- 5.000	ALPHA5	- 5.000	REFS	10.7320	Sq IN
◇	13.380	MACH	1.600	BETA	0.000	REFL	2.8742	IN
○	29.380	ELVATR	0.000	RUDDER	0.000	REFB	4.9798	IN
△	54.380					XMRP	4.9788	IN
						YMRP	0.0000	IN
						ZMRP	0.4550	IN
						SCALE	0.0035	

DATA HIST. CODE #EYMMH

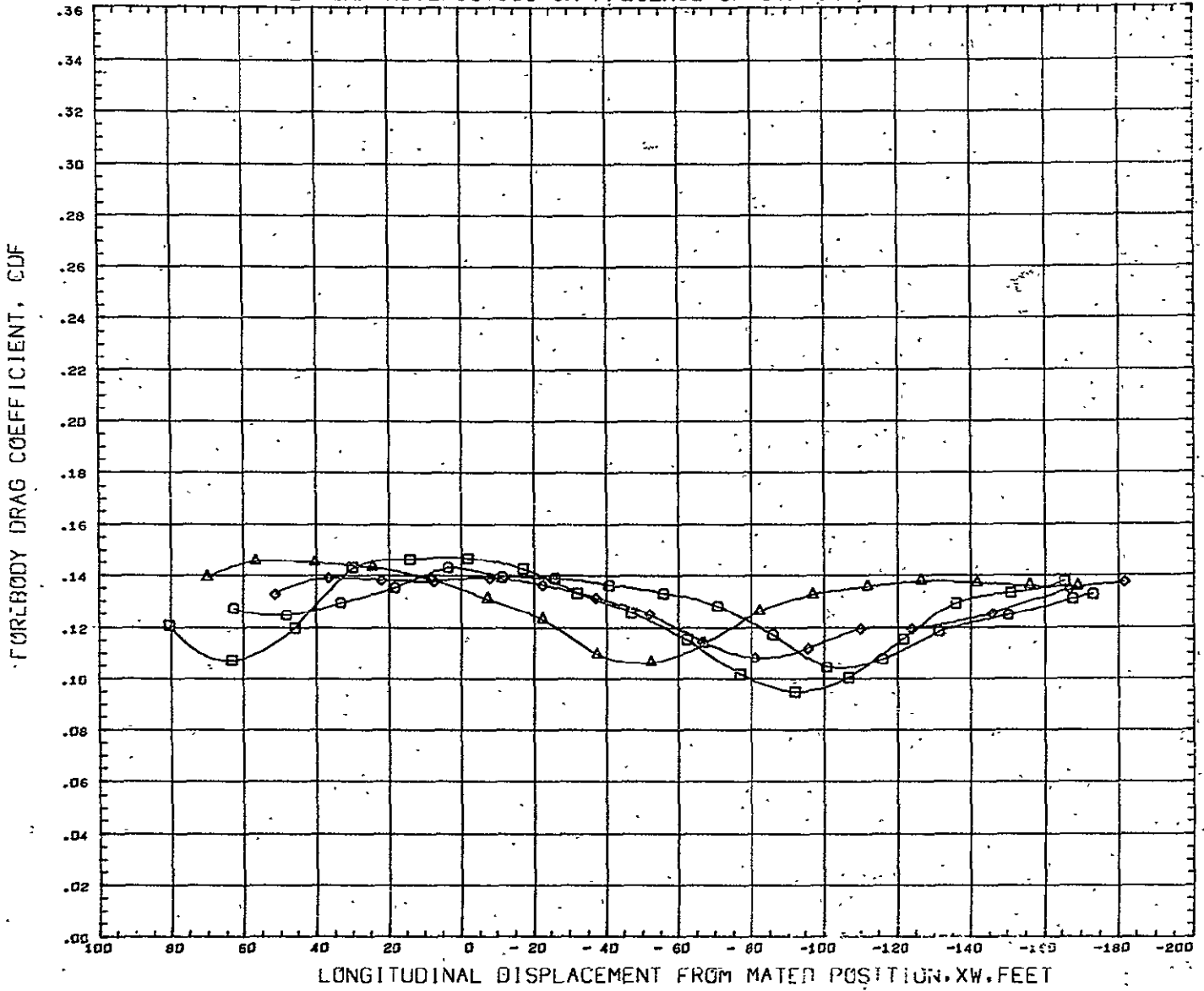
DELTA-WING ORBITER CHARACTERISTICS IN PRESENCE OF STRAIGHT-WING BOOSTER AT M=1.6



SYMBOL	CAP Z	PARAMETRIC VALUES				REFERENCE INFORMATION		
		ALPHA0	ALPHA0	ALPHAB	BETA	REFS	REFL	REFB
□	4.380	-5.000	-5.000	-10.000	0.000	10.7320	2.8742	4.9798
◇	13.380	MACH	1.600	BETA	0.000	4.9798	4.9788	0.0000
○	29.380	ELVATR	0.000	RUDDER	0.000	0.0000	0.4550	0.0035
△	54.380							

DATA HIST. CODE #EVMHM

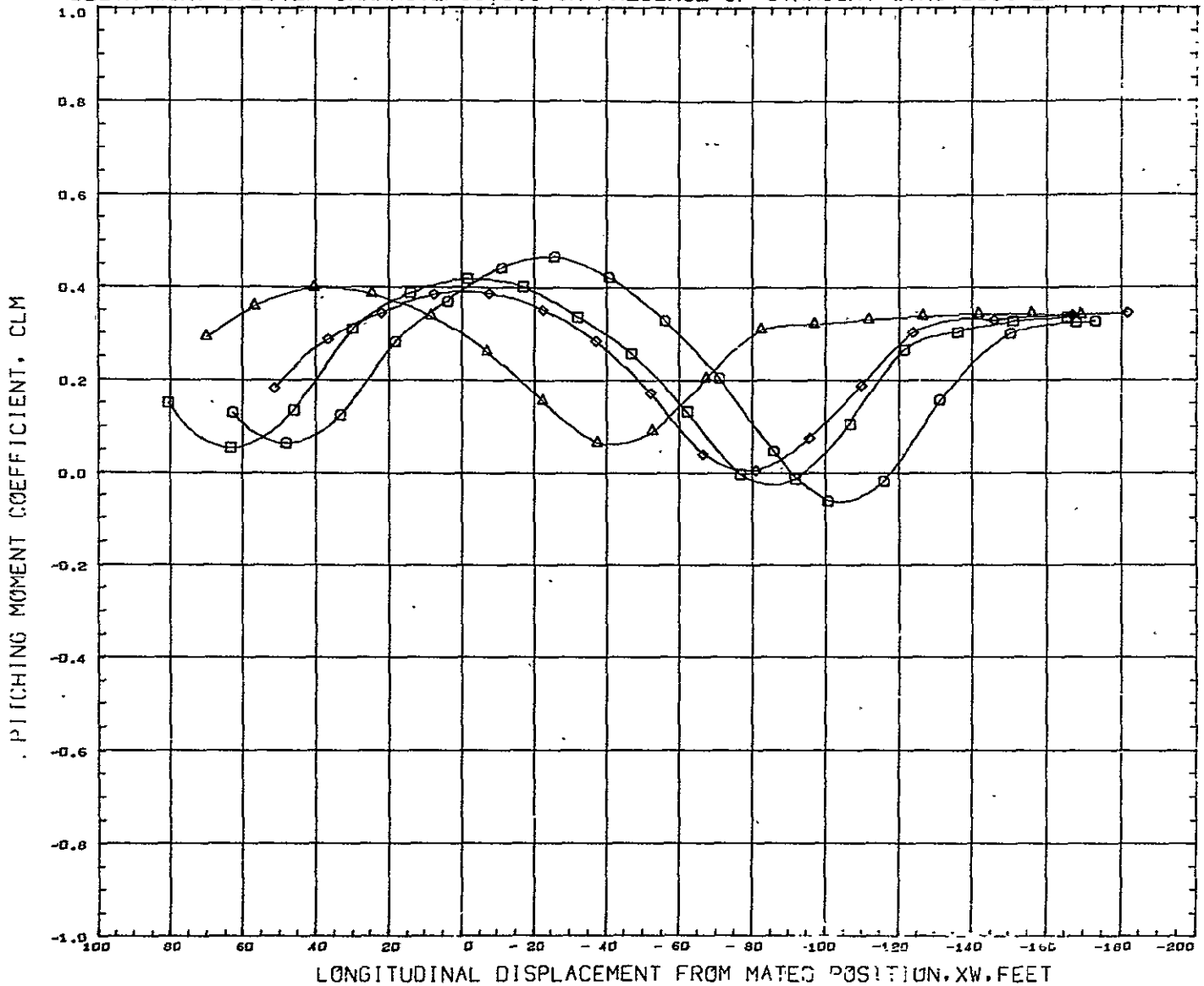
DELTA-WING ORBITER CHARACTERISTICS IN PRESENCE OF STRAIGHT-WING BOOSTER AT M=1.6



SYMBOL	GAP Z	PARAMETRIC VALUES				REFERENCE INFORMATION		
□	4.389	ALPHA0	5.000	ALPHA8	10.000	REFS	10.7320	89 IN
◇	13.389	MACH	1.600	BETA	0.000	REFL	2.8742	IN
○	29.389	ELVATR	0.000	RUDDER	0.000	REFB	4.9798	IN
△	54.389					XMRP	4.9788	IN
						YMRP	0.0000	IN
						ZMRP	0.4550	IN
						SCALE	0.0035	

DATA HIST. CODE #EVHMM

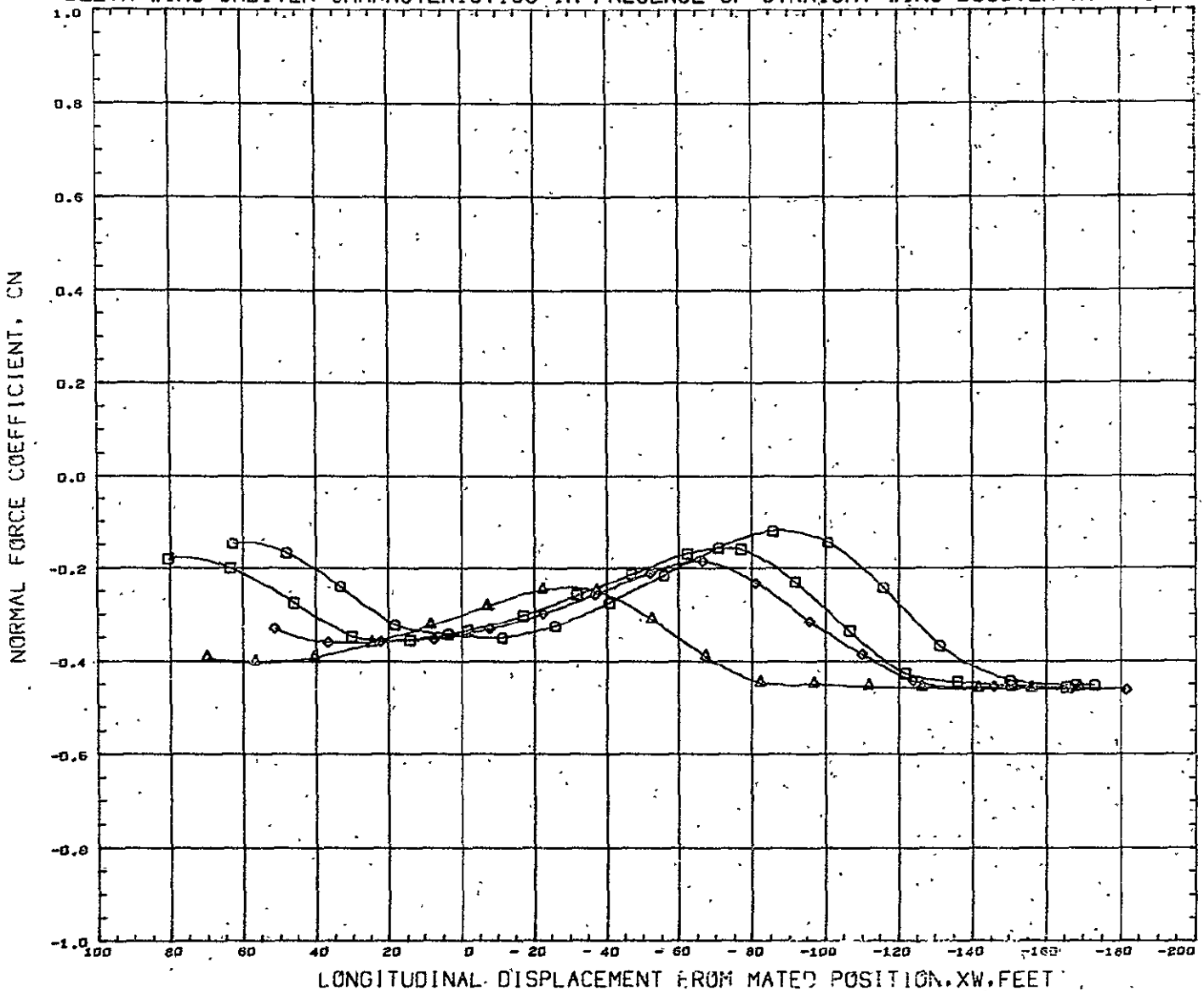
DELTA-WING ORBITER CHARACTERISTICS IN PRESENCE OF STRAIGHT-WING BOOSTER AT M=1.6



SYMBOL	GAP Z	PARAMETRIC VALUES				REFERENCE INFORMATION		
□	4.380	ALPHA0	- 5.000	ALPHA8	- 10.000	REFS	10.7320	SC IN
◇	13.380	MACH	1.600	BETA	0.000	REFL	2.8742	IN
◇	29.380	ELVATE	0.000	RUDDER	0.000	REFD	4.9798	IN
△	52.380					XNRP	4.9788	IN
						YNRP	0.0000	IN
						ZMRP	0.4550	IN
						SCALE	0.0035	

DATA HIST. CODE =EVHMM

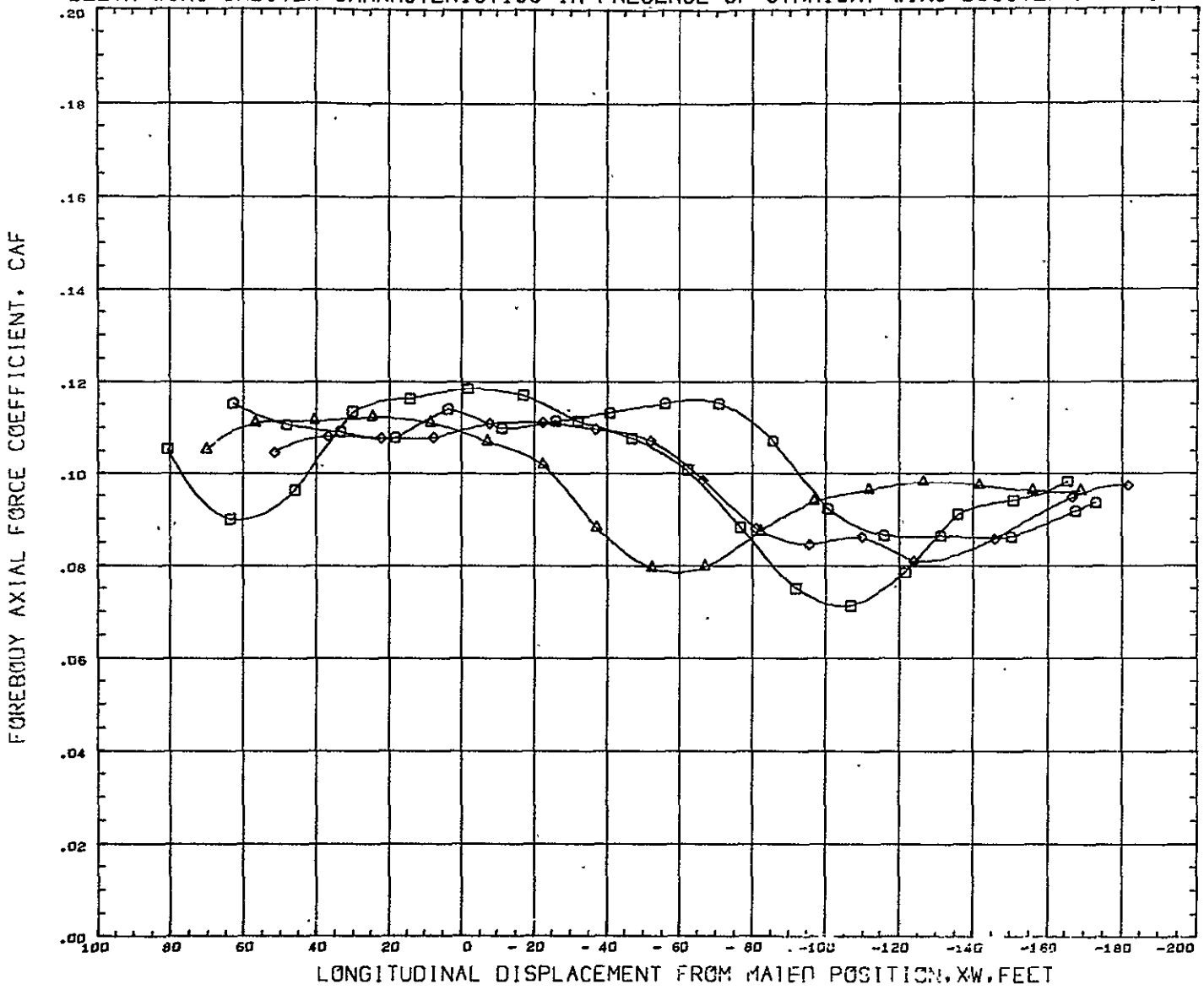
DELTA-WING ORBITER CHARACTERISTICS IN PRESENCE OF STRAIGHT-WING BOOSTER AT M=1.6



SYMBOL	GAF Z	PARAMETRIC VALUES				REFERENCE INFORMATION		
□	4.380	ALPHA0	- 5.000	ALPHA8	- 10.000	REL. S	10.7320	SQ IN
◇	13.380	MACH	1.600	BETA	0.000	REFL	2.8742	IN
○	29.380	ELVATR	0.000	RUDDER	0.000	REFB	4.9798	IN
△	54.380					XMRF	4.9788	IN
						YMRP	0.0000	IN
						ZMRP	0.4550	IN
						SCALE	0.0035	

DATA HIST. CODE #EVMHM

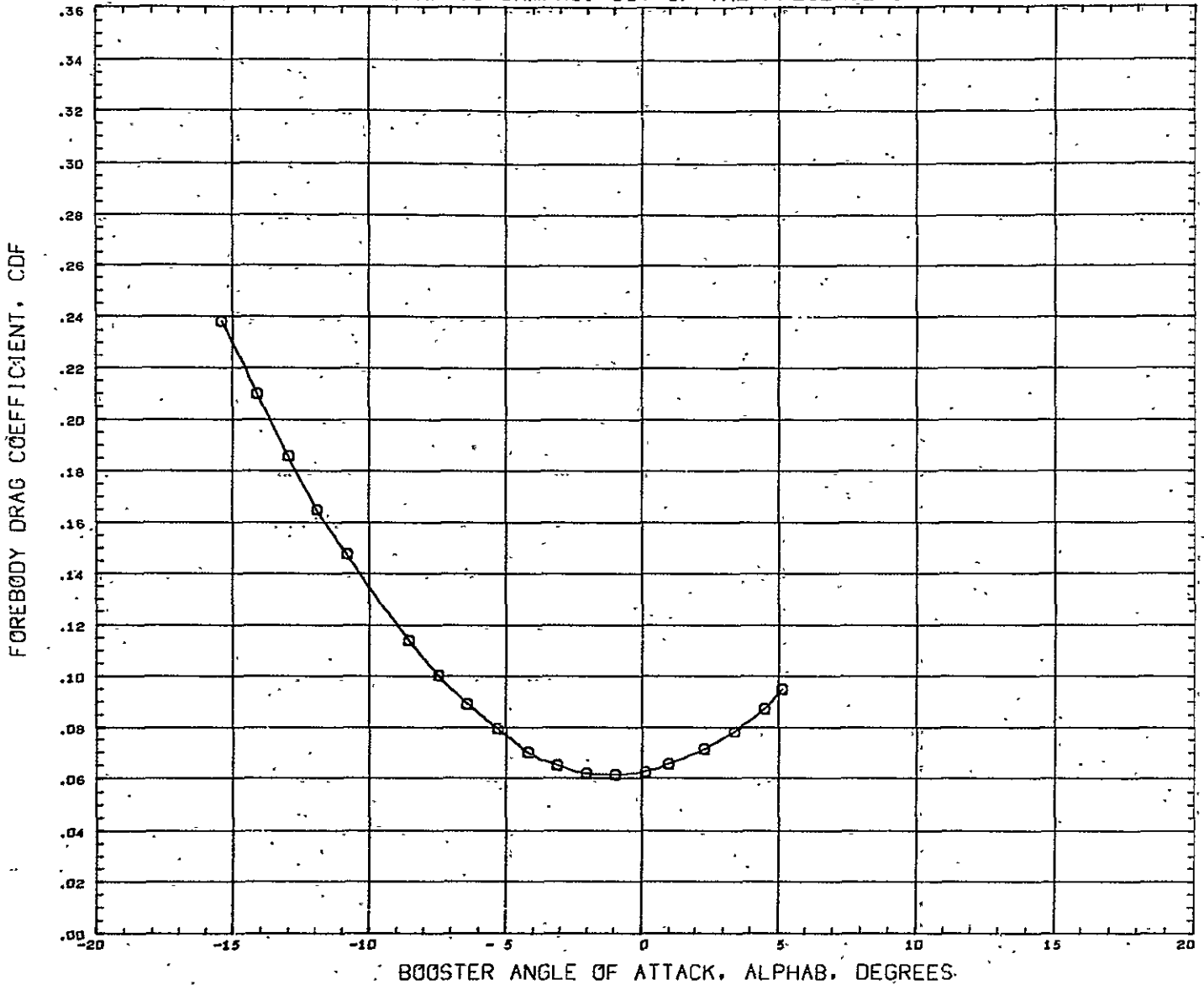
DELTA-WING ORBITER CHARACTERISTICS IN PRESENCE OF STRAIGHT-WING BOOSTER AT M=1.6



SYMBOL	GAP Z	PARAMETRIC VALUES				REFERENCE INFORMATION		
□	4.380	ALPHA0	- 5.000	ALPHA8	- 10.000	REFS	10.7320	SQ IN
◇	13.380	MACH	1.600	BETA	0.000	REFL	2.8742	IN
○	29.380	ELVATR	0.000	RUDDER	0.000	REFB	4.9798	IN
△	54.380					XMRP	4.9788	IN
						YMRP	0.0000	IN
						ZMRP	0.4550	IN
						SCALE	0.0035	

DATA HIST. CODE #EVMMH

DELTA-WING BOOSTER AERODYNAMIC CHARAC. OUT OF THE PRESENCE OF THE ORBITER

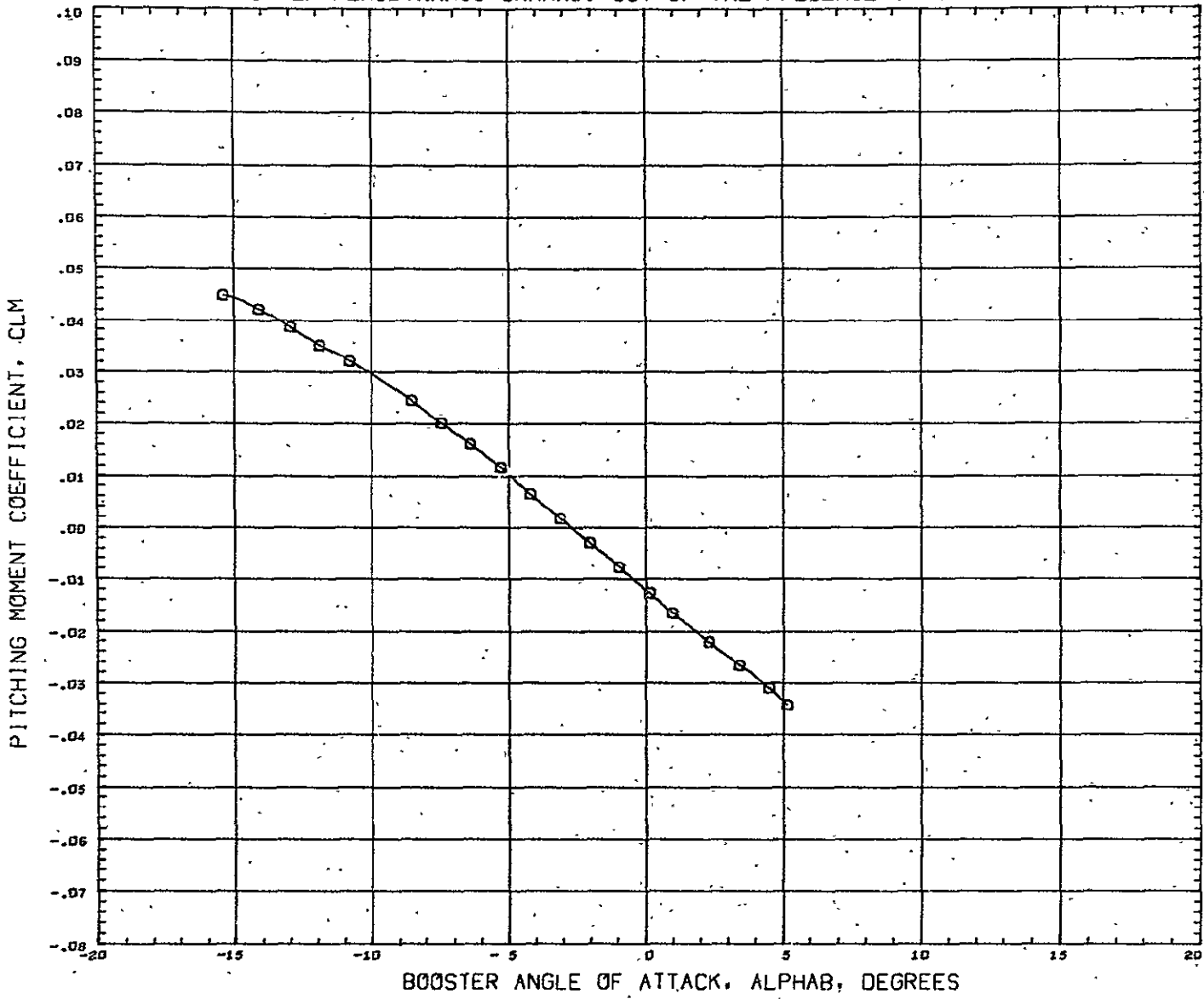


SYMBOL MACH BETA PARAMETRIC VALUES
 O 1.600 0.000 ELEVON 0.000

REFERENCE INFORMATION
 REFS 12.6740 SQ IN
 REFL 10.0380 IN
 REFB 1.4700 IN
 XMRP 6.4000 IN
 YMRP 0.0000 IN
 ZMRP 0.8610 IN
 SCALE 0.0035

DATA HIST. CODE #GHHV

DELTA-WING BOOSTER AERODYNAMIC CHARAC. OUT OF THE PRESENCE OF THE ORBITER

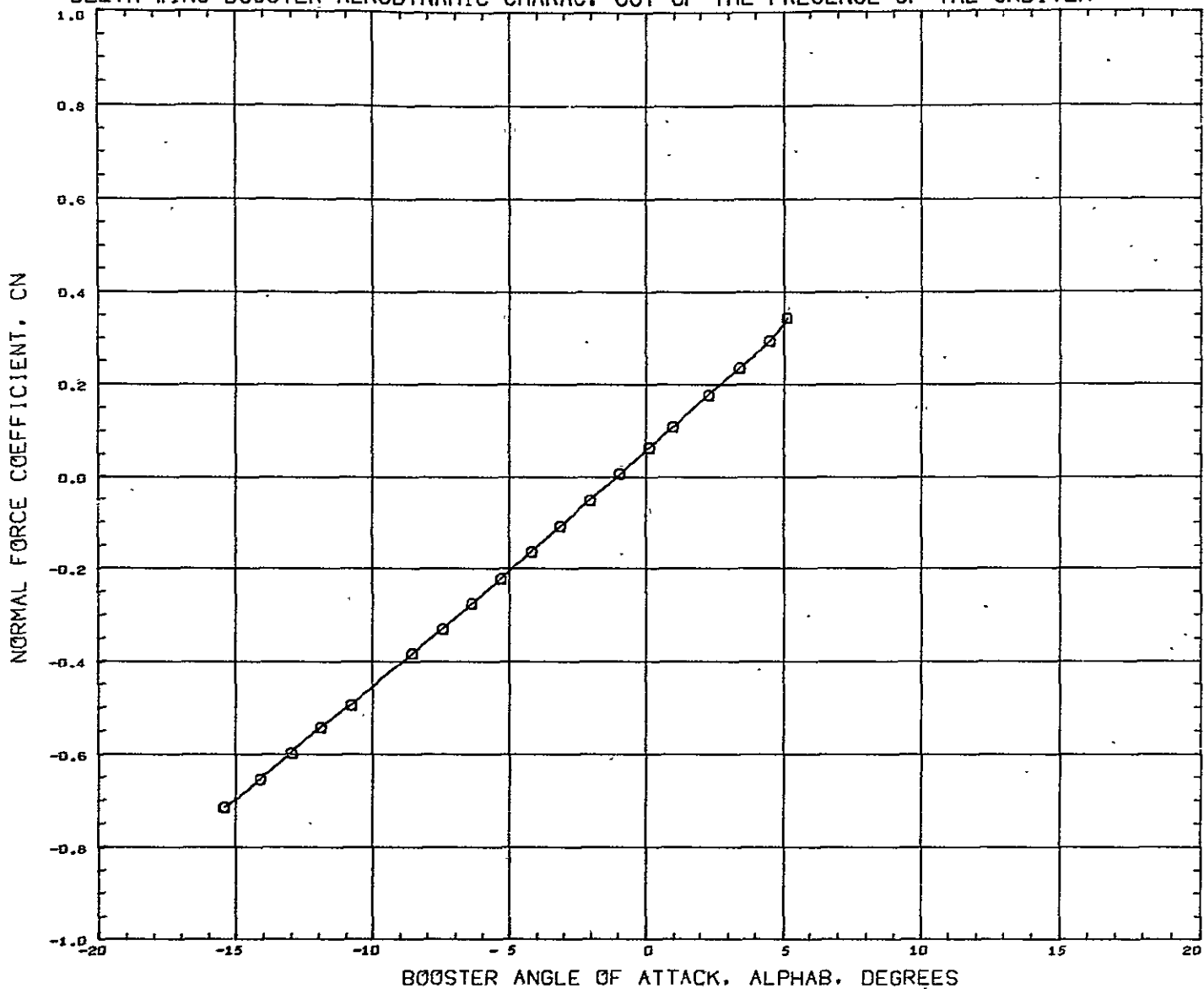


SYMBOL C MACH 1.600 BETA 0.000 ELEVON 0.000

REFERENCE INFORMATION
 REFS 12.6740 SQ IN
 REFL 10.0380 IN
 REFB 1.4700 IN
 XMRP 6.4000 IN
 YMRP 0.0000 IN
 ZMRP -0.8610 IN
 SCALE 0.0035

DATA HIST. CODE #GHHV

DELTA-WING BOOSTER AERODYNAMIC CHARAC. OUT OF THE PRESENCE OF THE ORBITER

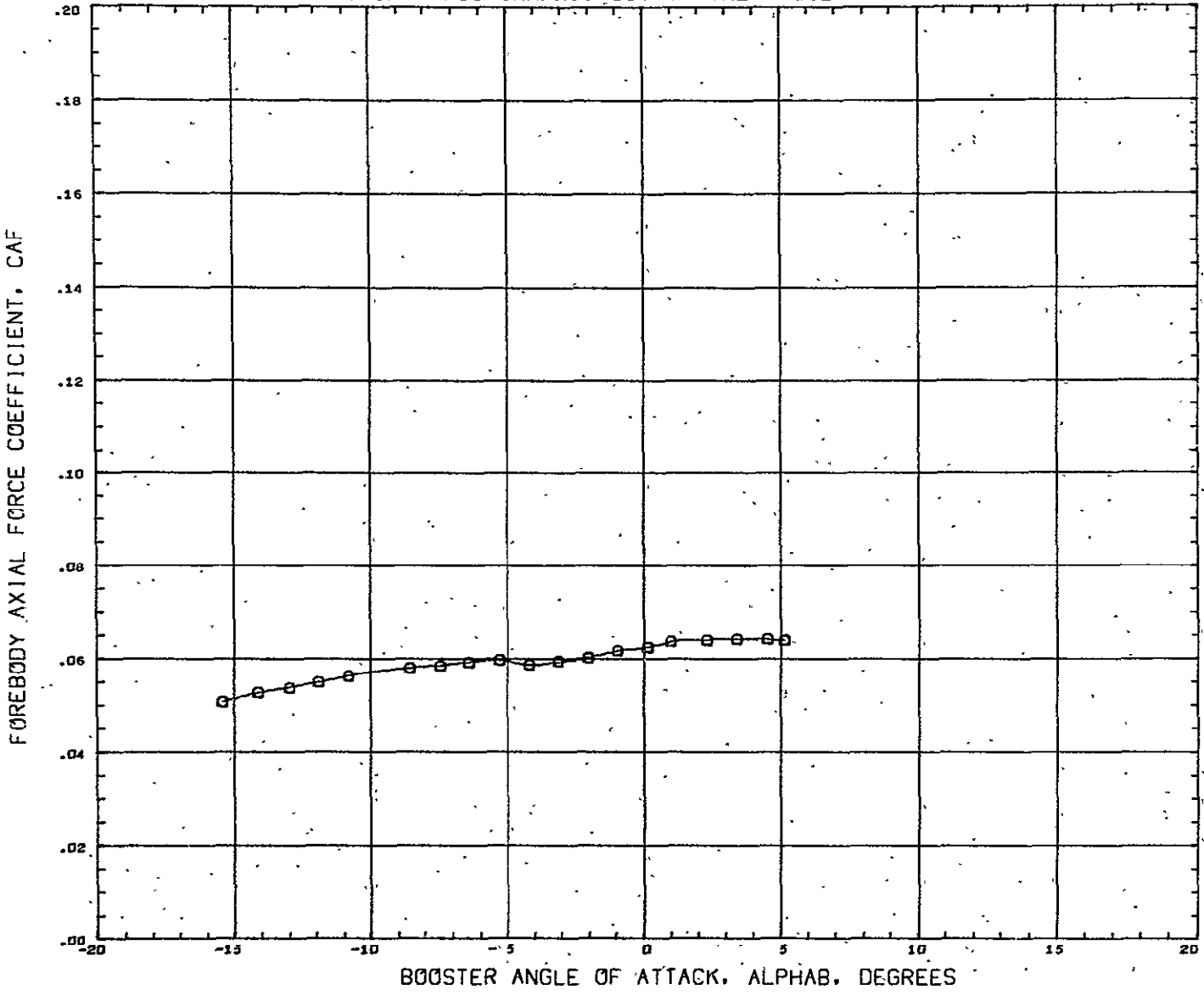


SYMBOL MACH BETA PARAMETRIC VALUES
 □ 1.600 0.000 ELEVON 0.000

REFERENCE INFORMATION
 REFS 12.6740 SQ IN
 REFL 10.0380 IN
 REFB 1.4700 IN
 XMRP 6.4000 IN
 YMRP 0.0000 IN
 ZMRP 0.8610 IN
 SCALE 0.0035

DATA HIST. CODE #GMV

DELTA-WING BOOSTER AERODYNAMIC CHARAC. OUT OF THE PRESENCE OF THE ORBITER

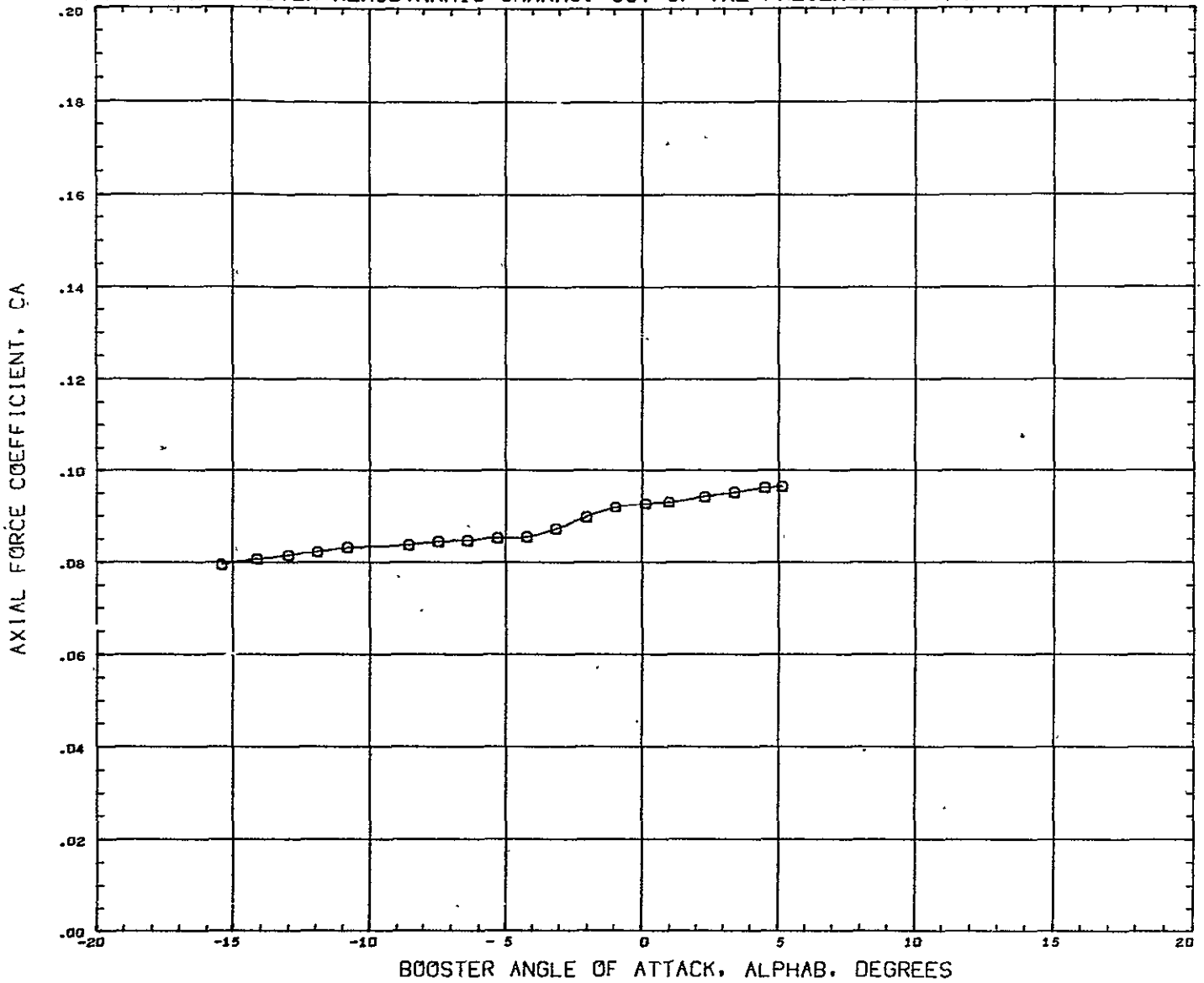


SYMBOL HACH PARAMETRIC VALUES
 .C 1.600 BETA 0.000 ELEVON 0.000

REFERENCE INFORMATION
 REFS 12.6740 SQ IN.
 REFL -10.0380 IN
 REFB 1.4700 IN
 XMRP 6.4000 IN
 YMRP 0.0000 IN
 ZMRP 0.8610 IN
 SCALE 0.0035

DATA HIST. CODE #GMV

DELTA-WING BOOSTER AERODYNAMIC CHARAC. OUT OF THE PRESENCE OF THE ORBITER

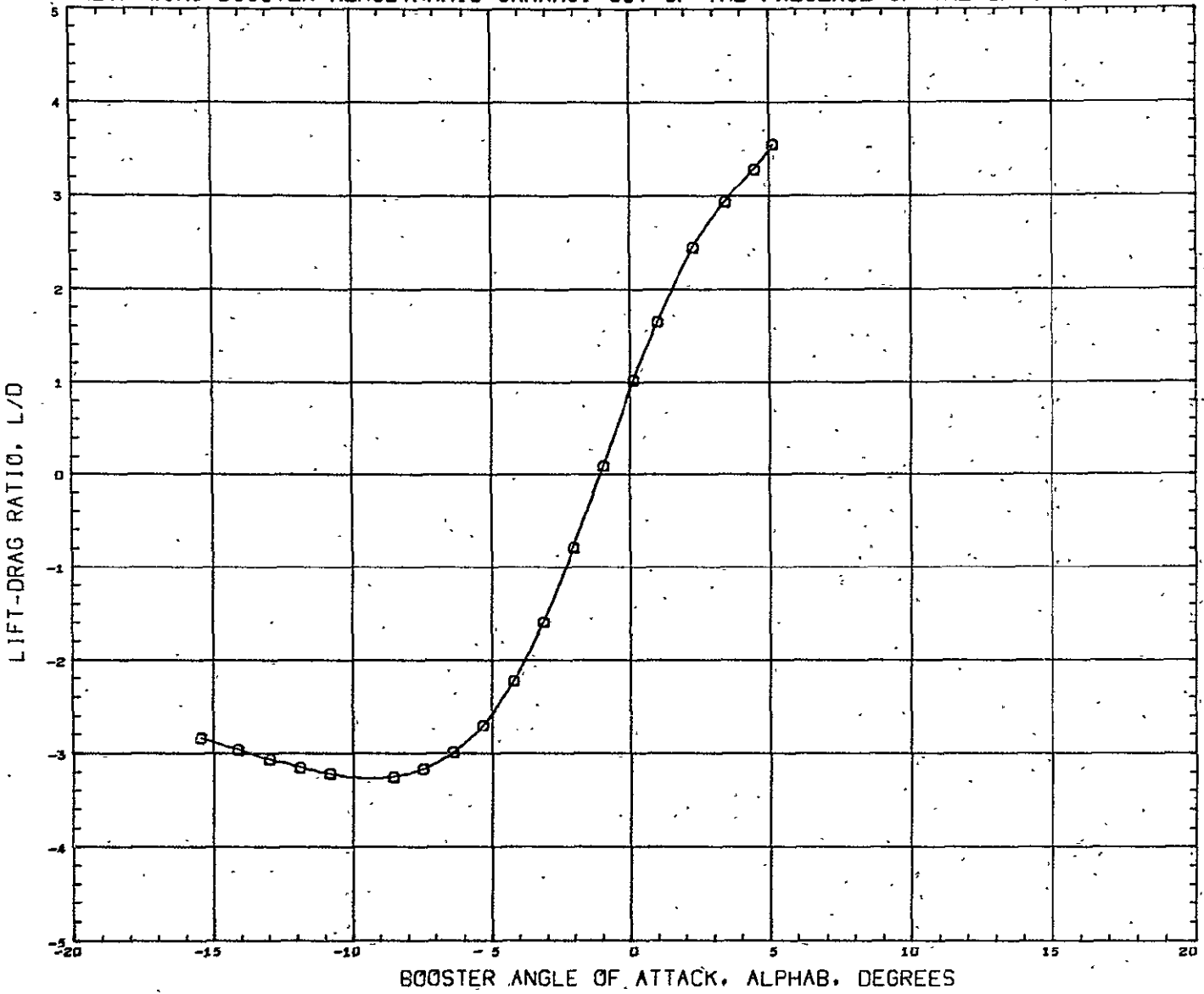


SYMBOL MACH PARAMETRIC VALUES
 D 1.600 BETA 0.000 ELEVON 0.000

REFERENCE INFORMATION
 REFS 12.6740 SQ IN
 REFL 10.0380 IN
 REFB 1.4700 IN
 XMRP 6.4000 IN
 YMRP 0.0000 IN
 ZMRP 0.8610 IN
 SCALE 0.0035

DATA HIST. CODE #6MHV

DELTA-WING BOOSTER AERODYNAMIC CHARAC. OUT OF THE PRESENCE OF THE ORBITER

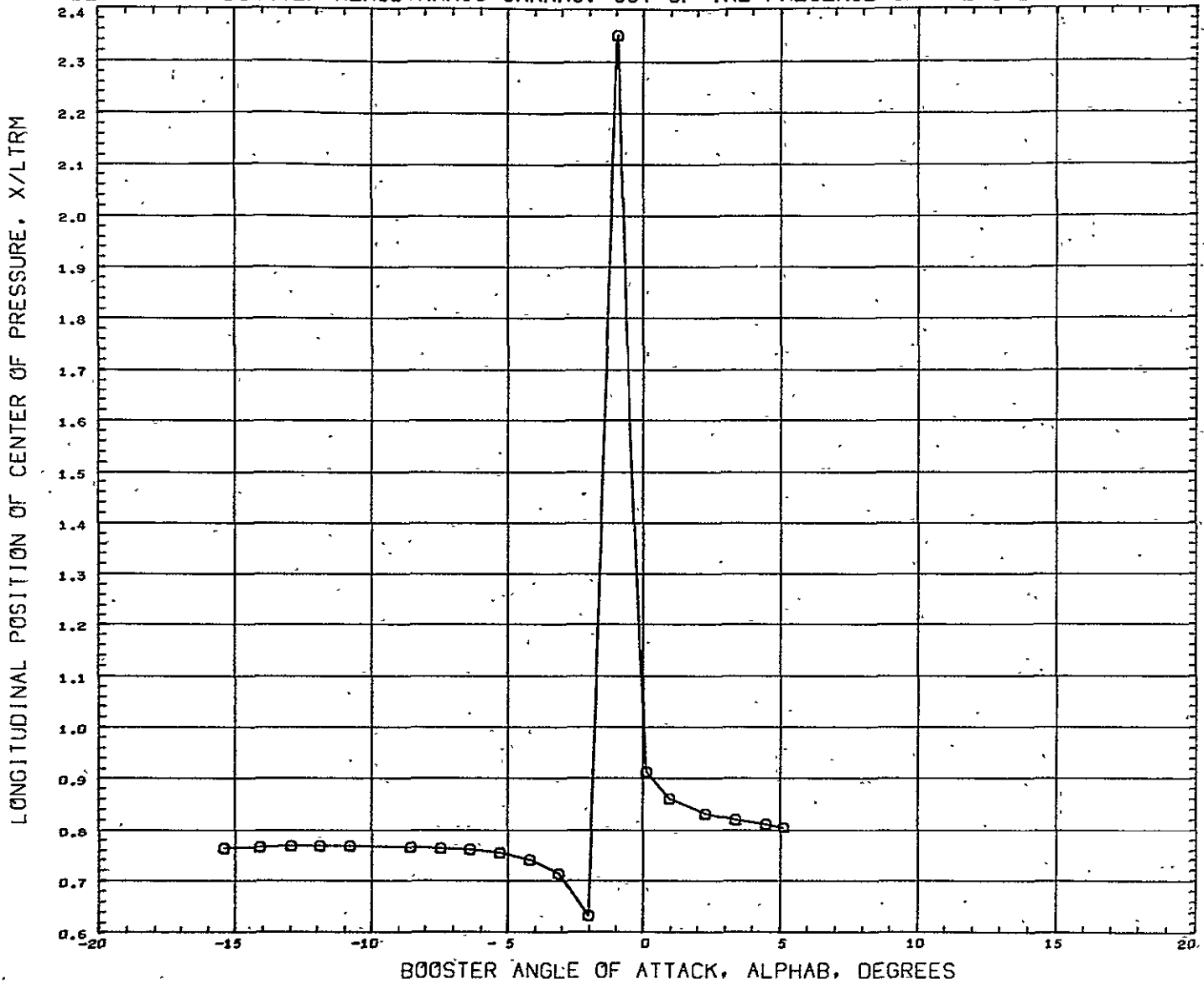


SYMBOL Q MACH 1.600 BETA 0.000 ELEVON 0.000

REFERENCE INFORMATION
 REFS 12.6740 SQ IN
 REFL 10.0380 IN
 REFB 1.4700 IN
 XMRP 6.4000 IN
 YMRP 0.0000 IN
 ZMRP 0.8610 IN
 SCALE 0.0035

DATA HIST. CODE #GHMV

DELTA-WING BOOSTER AERODYNAMIC CHARAC. OUT OF THE PRESENCE OF THE ORBITER

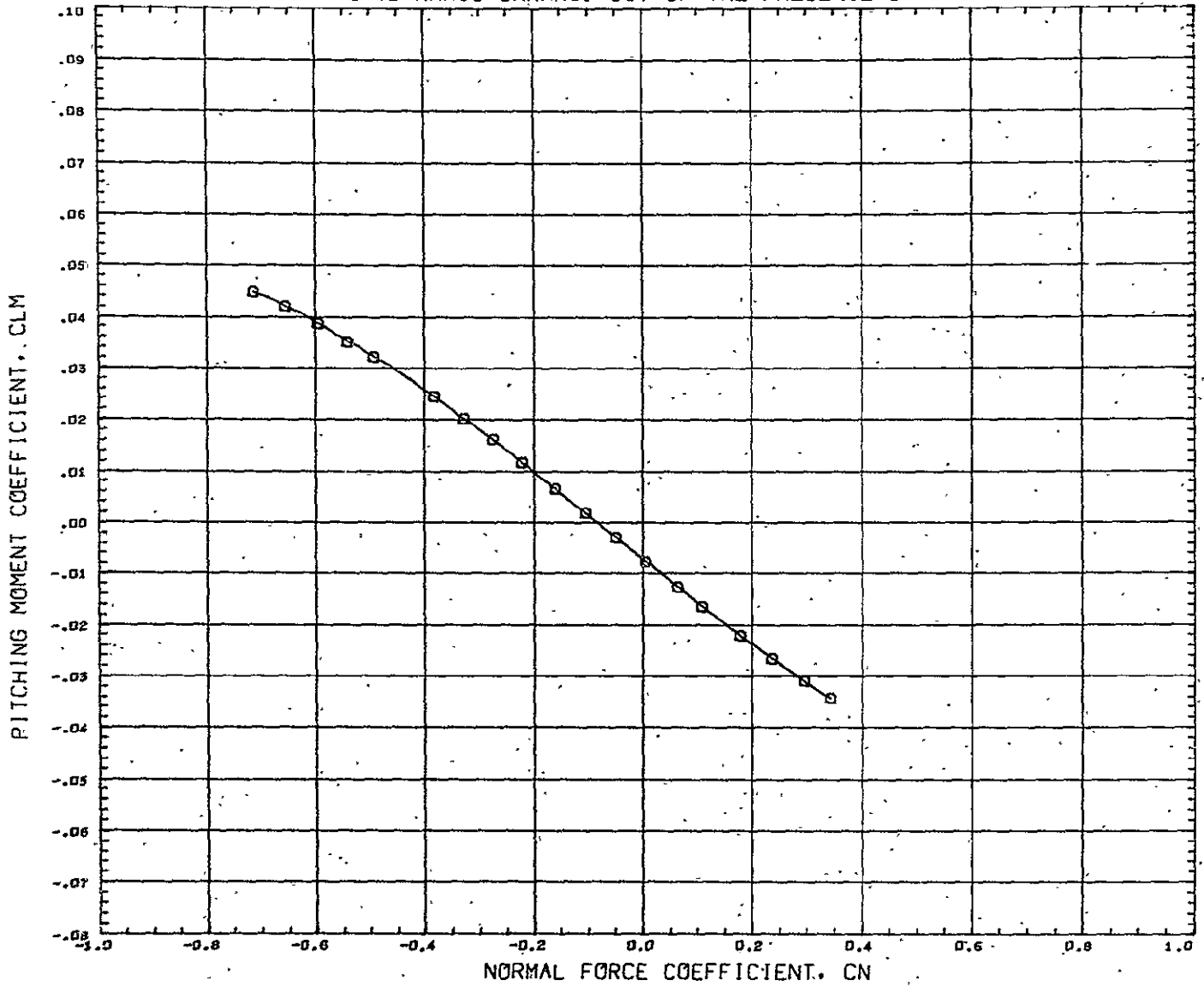


SYMBOL MACH BETA PARAMETRIC VALUES
 O 1.600 0.000 ELEVON 0.000

REFERENCE INFORMATION
 REFS 12.6740 SQ. IN
 REFL 10.0380 IN
 REFB 1.4700 IN
 XMRP 6.4000 IN
 YMRP 0.0000 IN
 ZMRP 0.8610 IN
 SCALE 0.0035

DATA HIST. CODE #6HHV

DELTA-WING BOOSTER AERODYNAMIC CHARAC. OUT OF THE PRESENCE OF THE ORBITER

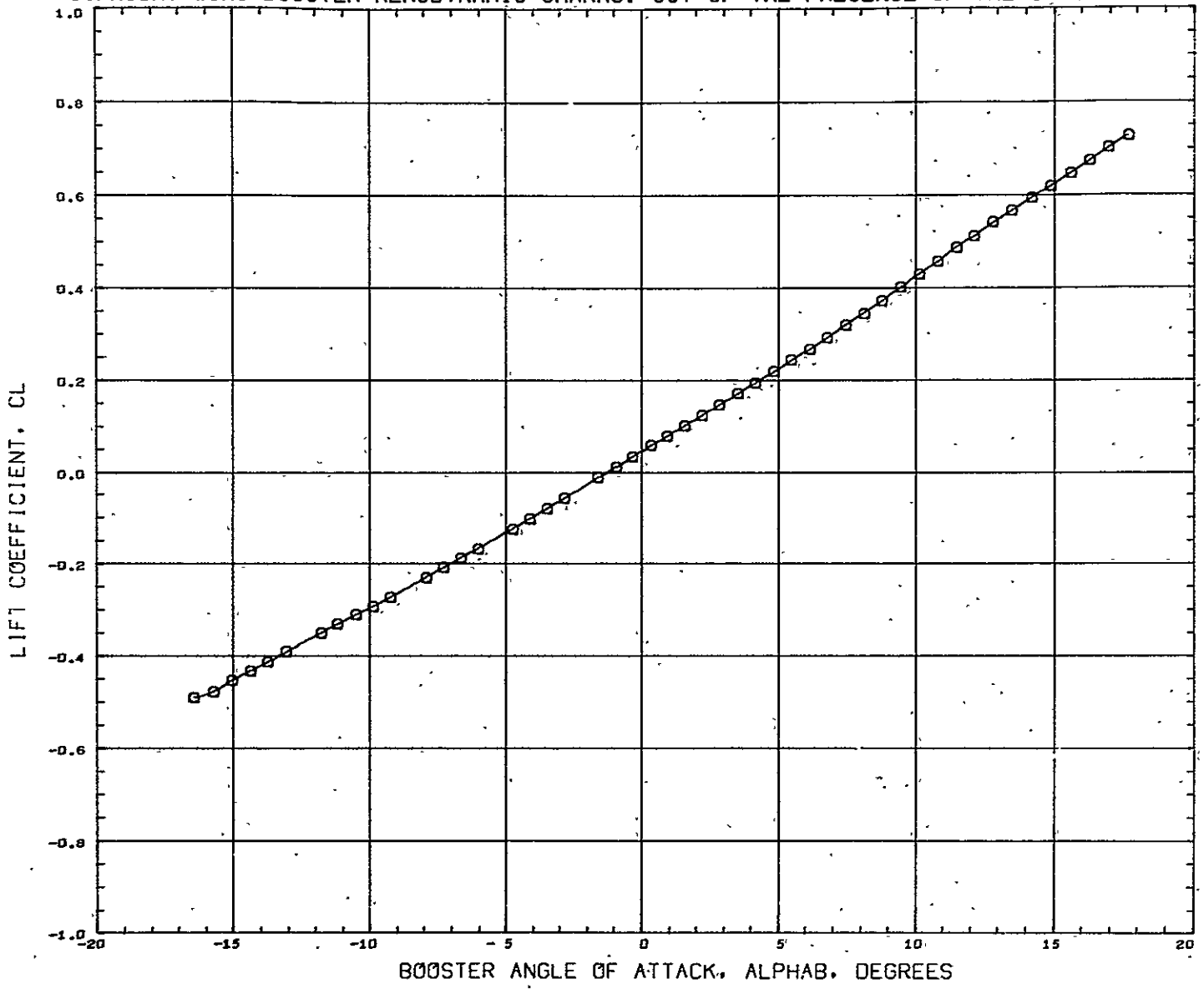


SYMBOL MACH PARAMETRIC VALUES
 Q 1.600 BETA 0.000 ELEVON 0.000

REFERENCE INFORMATION
 REF6 12.6740 SQ IN
 REFL 10.0380 IN
 REF0 1.4700 IN
 XMRP 6.4000 IN
 YMRP 0.0000 IN
 ZMRP 0.8610 IN
 SCALE 0.0035

DATA HIST. CODE #GMHY-

STRAIGHT-WING BOOSTER AERODYNAMIC CHARAC. OUT OF THE PRESENCE OF THE ORBITER

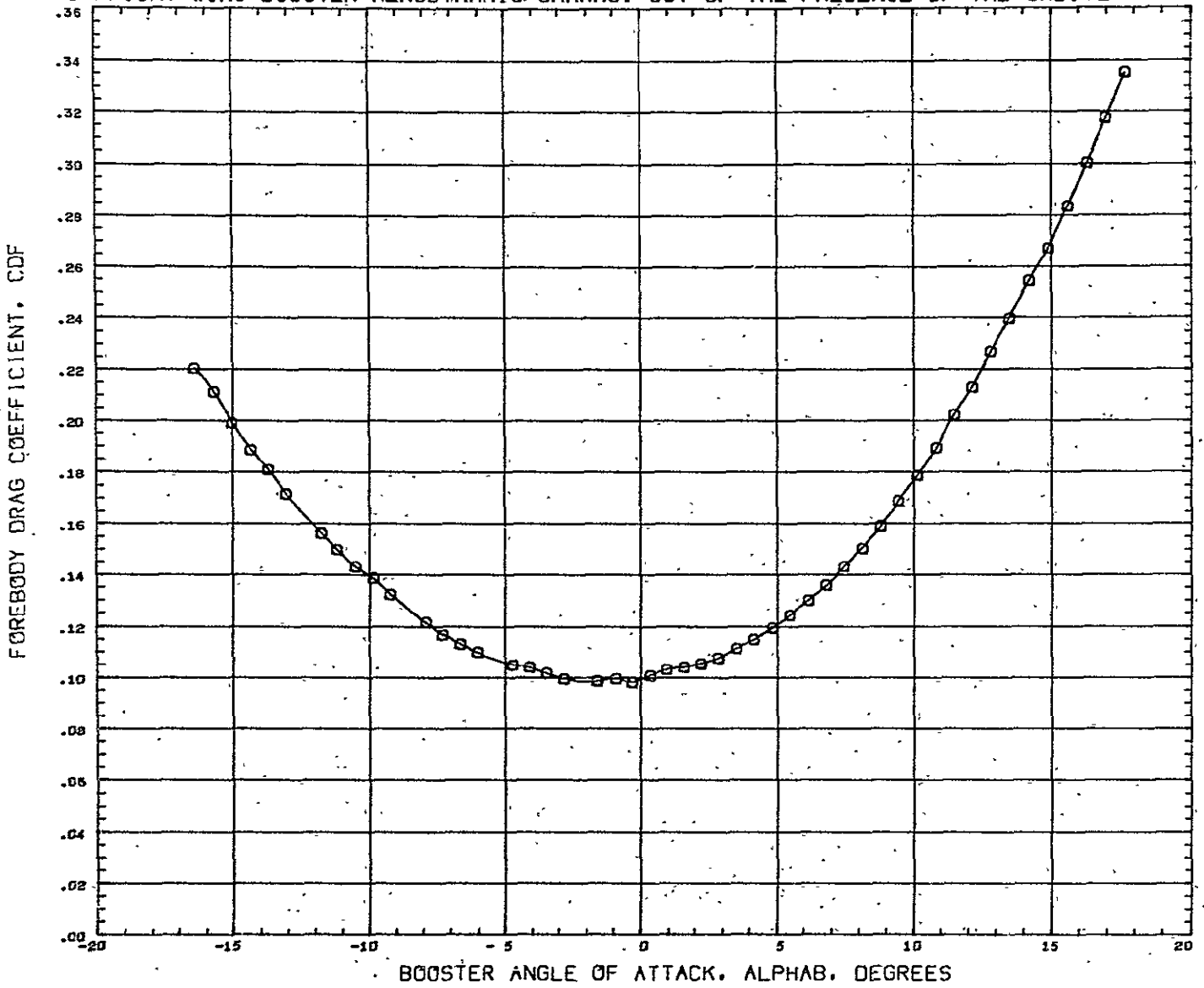


BOOSTER ANGLE OF ATTACK, ALPHA, DEGREES

SYMBOL	MACH	BETA	PARAMETRIC VALUES		REFERENCE INFORMATION	
○	1.600		0.000	ELEVON	0.000	
						REFS 12.6740 SQ IN
						REFL 10.0380 IN
						REFB 1.4700 IN
						XMRP 6.2920 IN
						YMRP 0.0000 IN
						ZMRP 0.8680 IN
						SCALE 0.0035

DATA HIST. CODE MHV

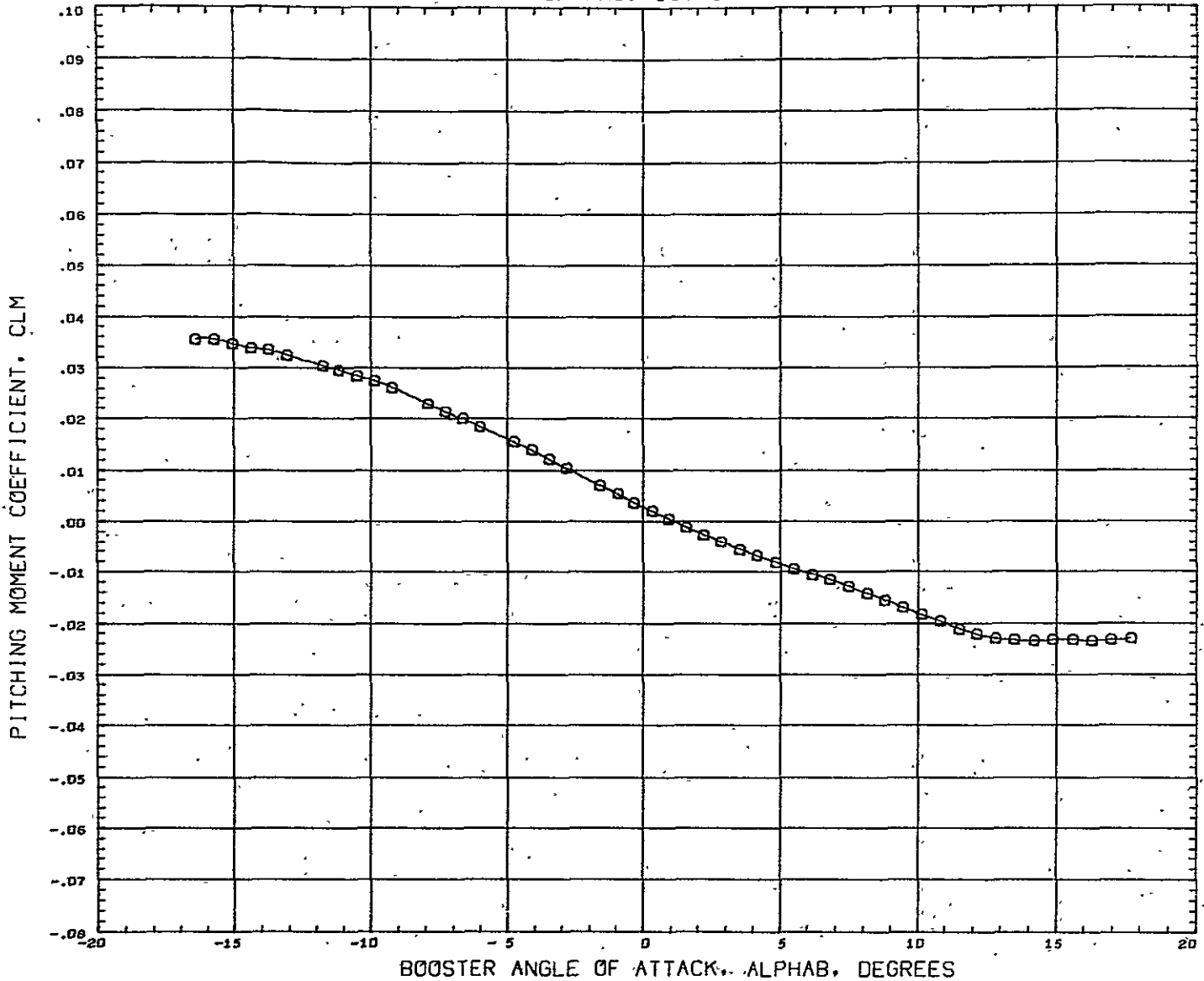
STRAIGHT-WING BOOSTER AERODYNAMIC CHARAC. OUT OF THE PRESENCE OF THE ORBITER



SYMBOL	MACH	PARAMETRIC VALUES		REFERENCE INFORMATION	
○	1.600	BETA	0.000	ELEVON	0.000
				REFS	12.6740 SQ IN.
				REFL	10.0300 IN
				REFB	1.4700 IN
				XMRP	6.2920 IN
				YHRP	0.0000 IN
				ZHRP	0.8680 IN
				SCALE	0.0035

DATA HIST. CODE MHV

STRAIGHT-WING BOOSTER AERODYNAMIC CHARAC. OUT OF THE PRESENCE OF THE ORBITER

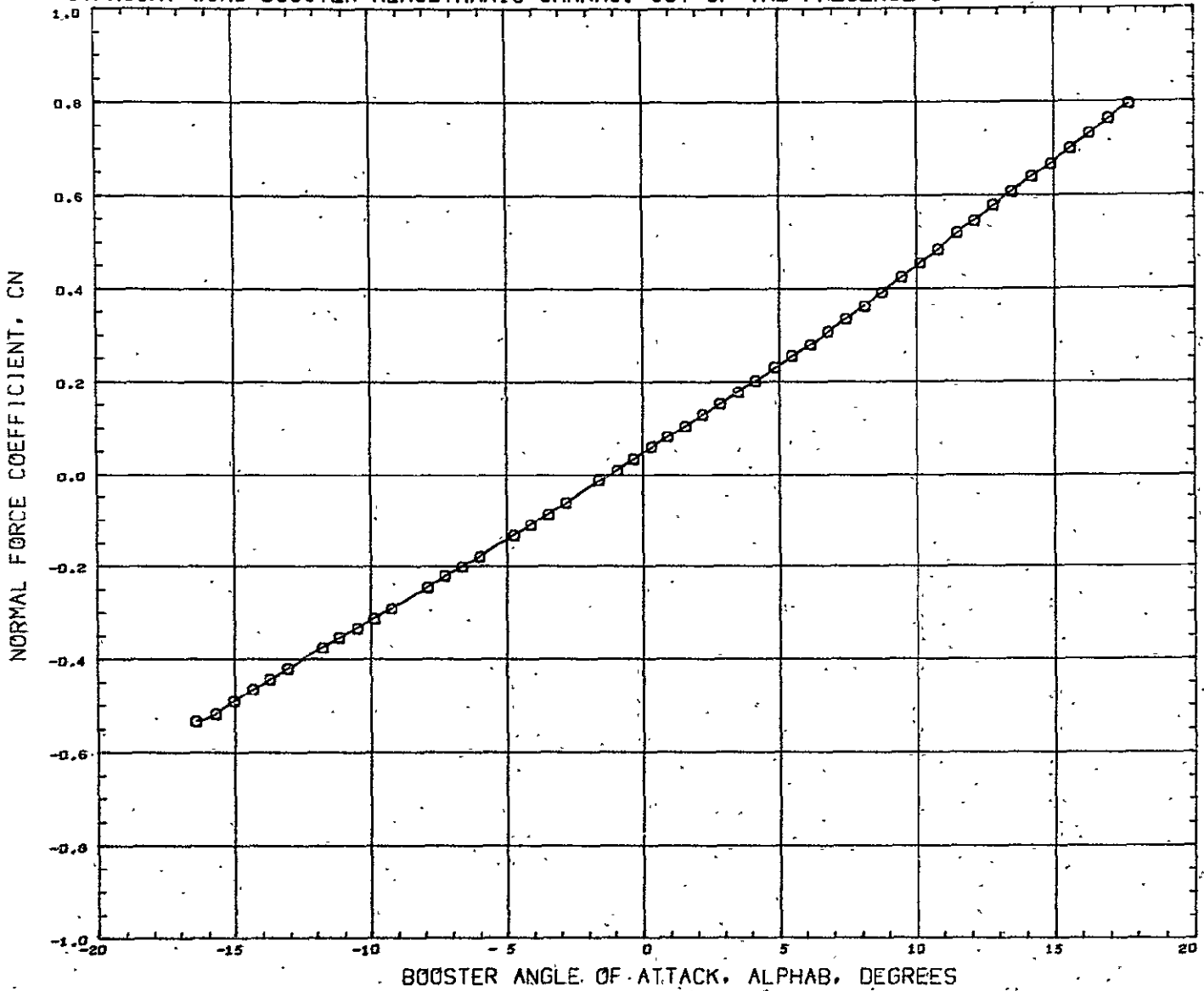


SYMBOL MACH PARAMETRIC VALUES
 O 1.699 BETA 0.000 ELEVON 0.000

REFERENCE INFORMATION.
 REFS 12.6740 SQ-IN
 REFL 10.0380 IN
 REFB 1.4700 IN
 XHRF 6.2920 IN
 YHRF 0.0000 IN
 ZHRF 0.8680 IN
 SCALE 0.0035

DATA HIST. CODE HHV

STRAIGHT-WING BOOSTER AERODYNAMIC CHARAC. OUT OF THE PRESENCE OF THE ORBITER

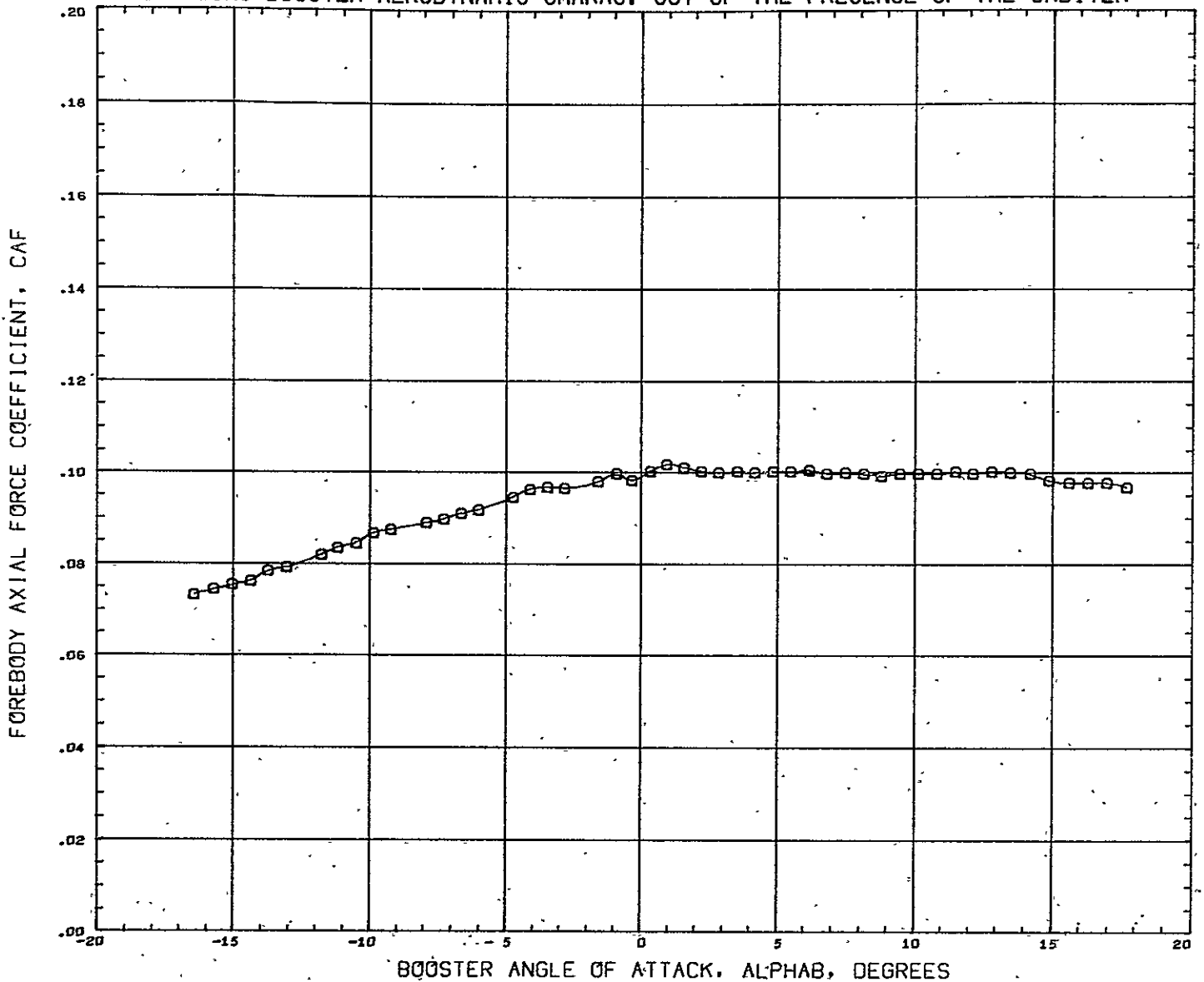


SYMBOL MACH PARAMETRIC VALUES
 O 1.600 BETA 0.000 ELEVON 0.000

REFERENCE INFORMATION
 REFS 12.6740 SQ IN
 REFL 10.0380 IN
 REFB 1.4700 IN
 XMRP 6.2920 IN
 YMRP 0.0000 IN
 ZMRP 0.8680 IN
 SCALE 0.0035

DATA HIST. CODE MMV

STRAIGHT-WING BOOSTER AERODYNAMIC CHARAC. OUT OF THE PRESENCE OF THE ORBITER



SYMBOL Q MACH 1.600 BETA 0.000 ELEVON 0.000

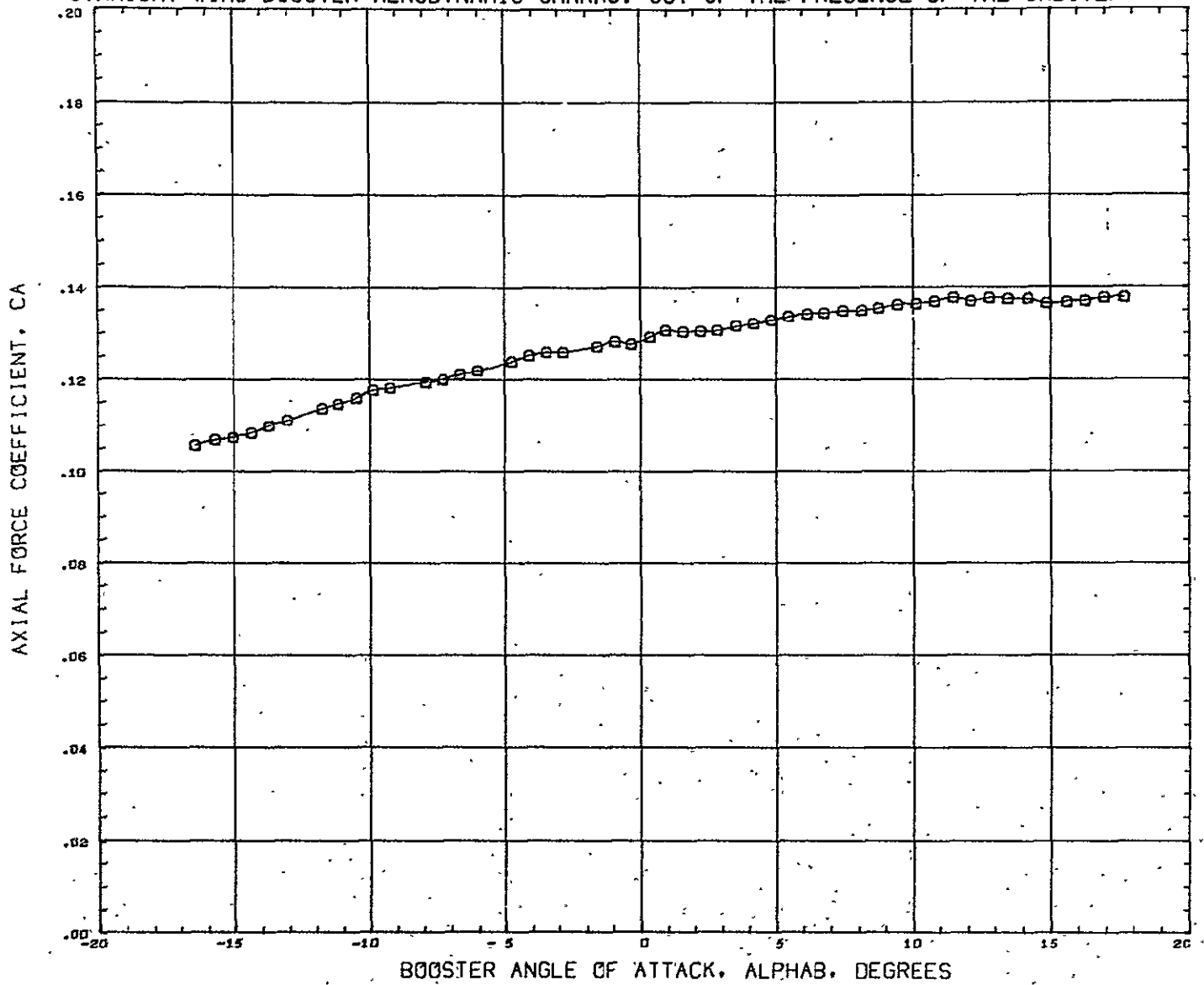
PARAMETRIC VALUES

REFERENCE INFORMATION

REFS 12.6740 SQ IN
 REFL 10.0380 IN
 REFB 1.4700 IN
 XMRP 6.2920 IN
 YMRP 0.0000 IN
 ZMRP 0.8680 IN
 SCALE 0.0035

DATA HIST. CODE MHV

STRAIGHT-WING BOOSTER AERODYNAMIC CHARAC. OUT OF THE PRESENCE OF THE ORBITER

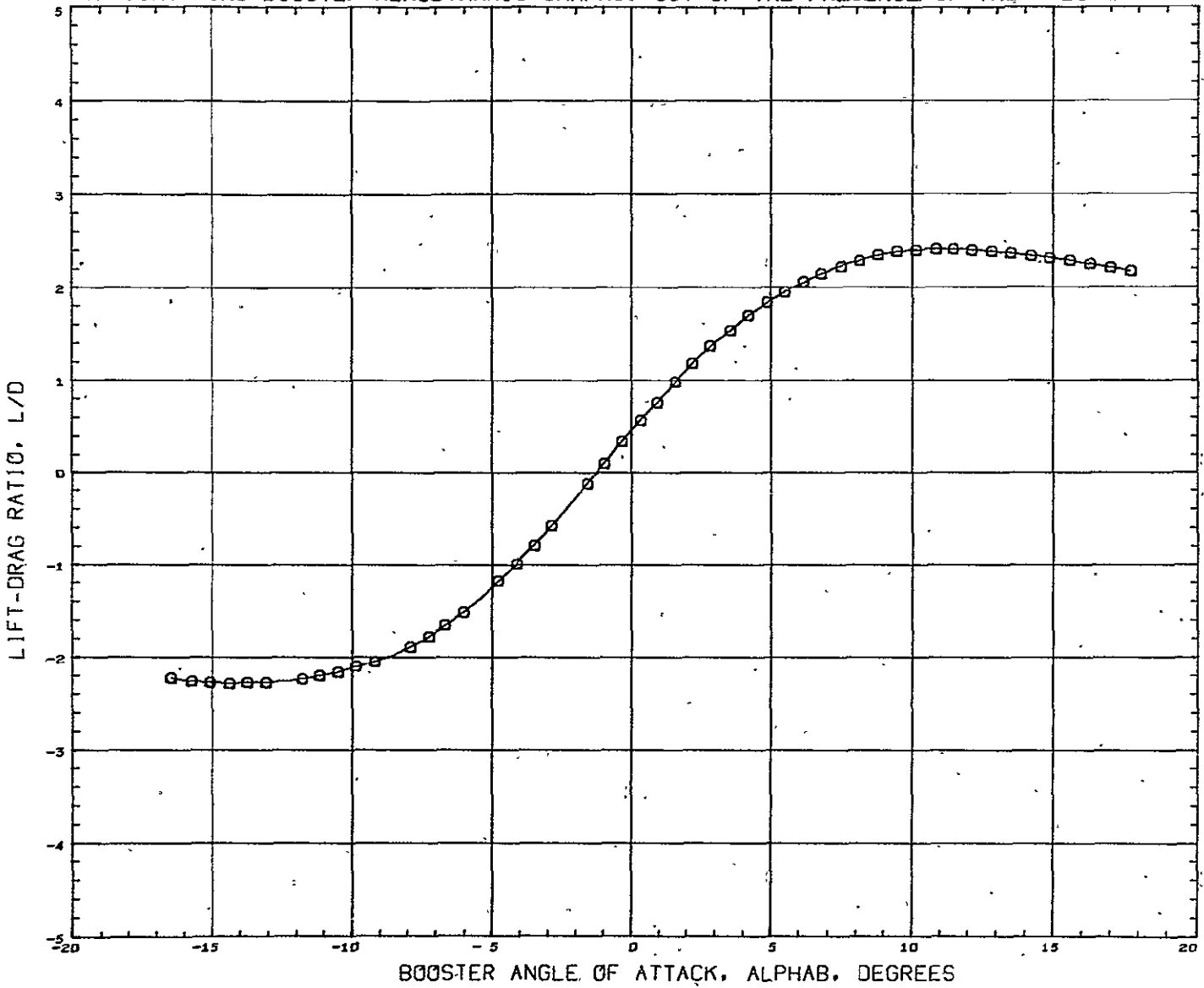


SYMBOL MACH PARAMETRIC VALUES
 O 1.600 BETA 0.000 ELEVON 0.000

REFERENCE INFORMATION
 REFS 12.6740 SQ IN
 REFL 10.0380 IN
 REFB 1.4700 IN
 XMRP 6.2920 IN
 YMRP 0.0000 IN
 ZMRP 0.8680 IN
 SCALE 0.0035

DATA HIST. CODE MHV

STRAIGHT-WING BOOSTER AERODYNAMIC CHARAC. OUT OF THE PRESENCE OF THE ORBITER



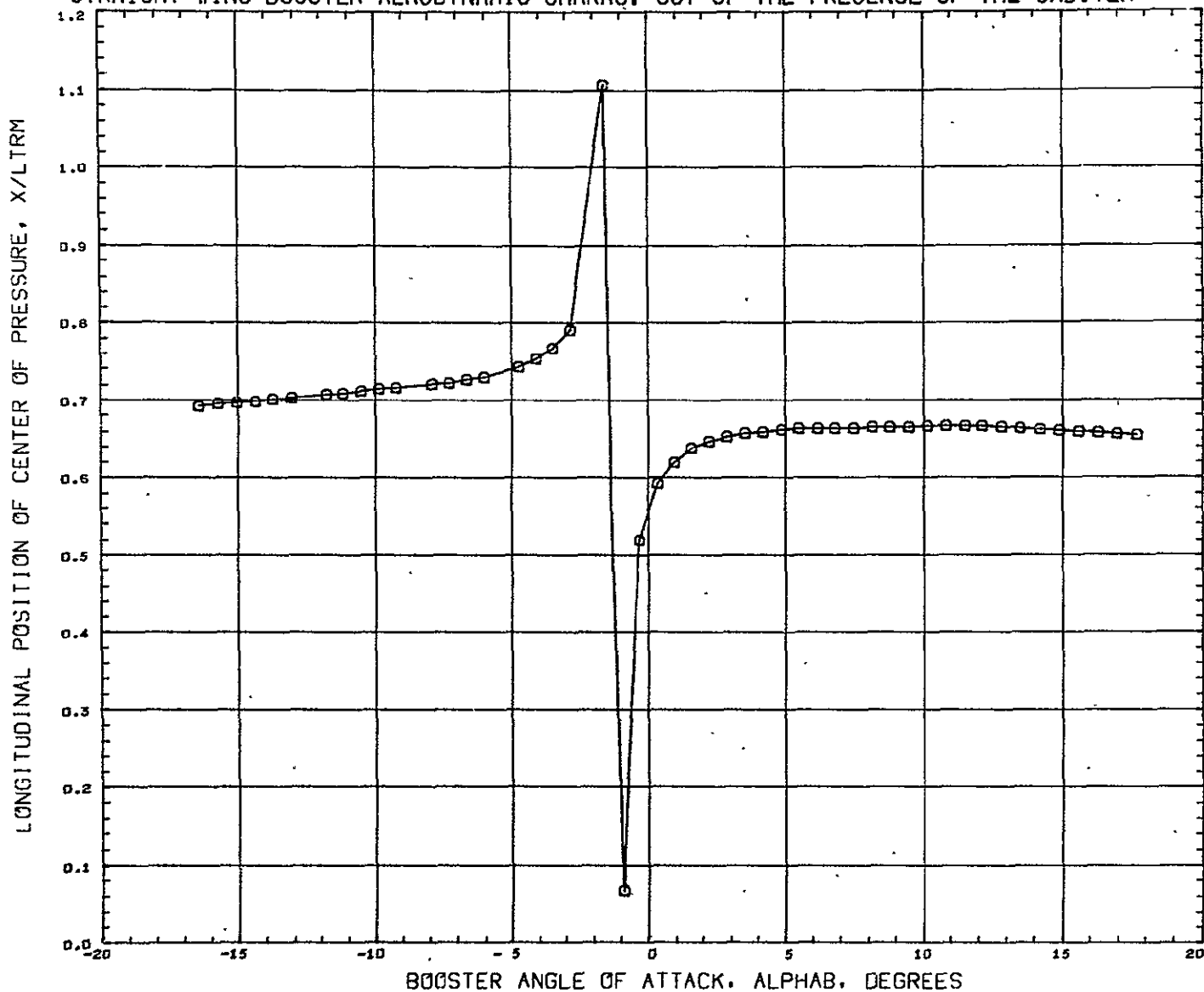
SYMBOL C MACH 1.600 BETA 0.000 ELEVON 0.000

PARAMETRIC VALUES

REFERENCE INFORMATION
 REFS 12.6740 SQ IN
 REFL 10.0380 IN
 REFB 1.4700 IN
 XMRP 6.2920 IN
 YMRP 0.0000 IN
 ZMRP 0.8680 IN
 SCALE 0.0035

DATA HIST. CODE MHV

STRAIGHT-WING BOOSTER AERODYNAMIC CHARAC. OUT OF THE PRESENCE OF THE ORBITER

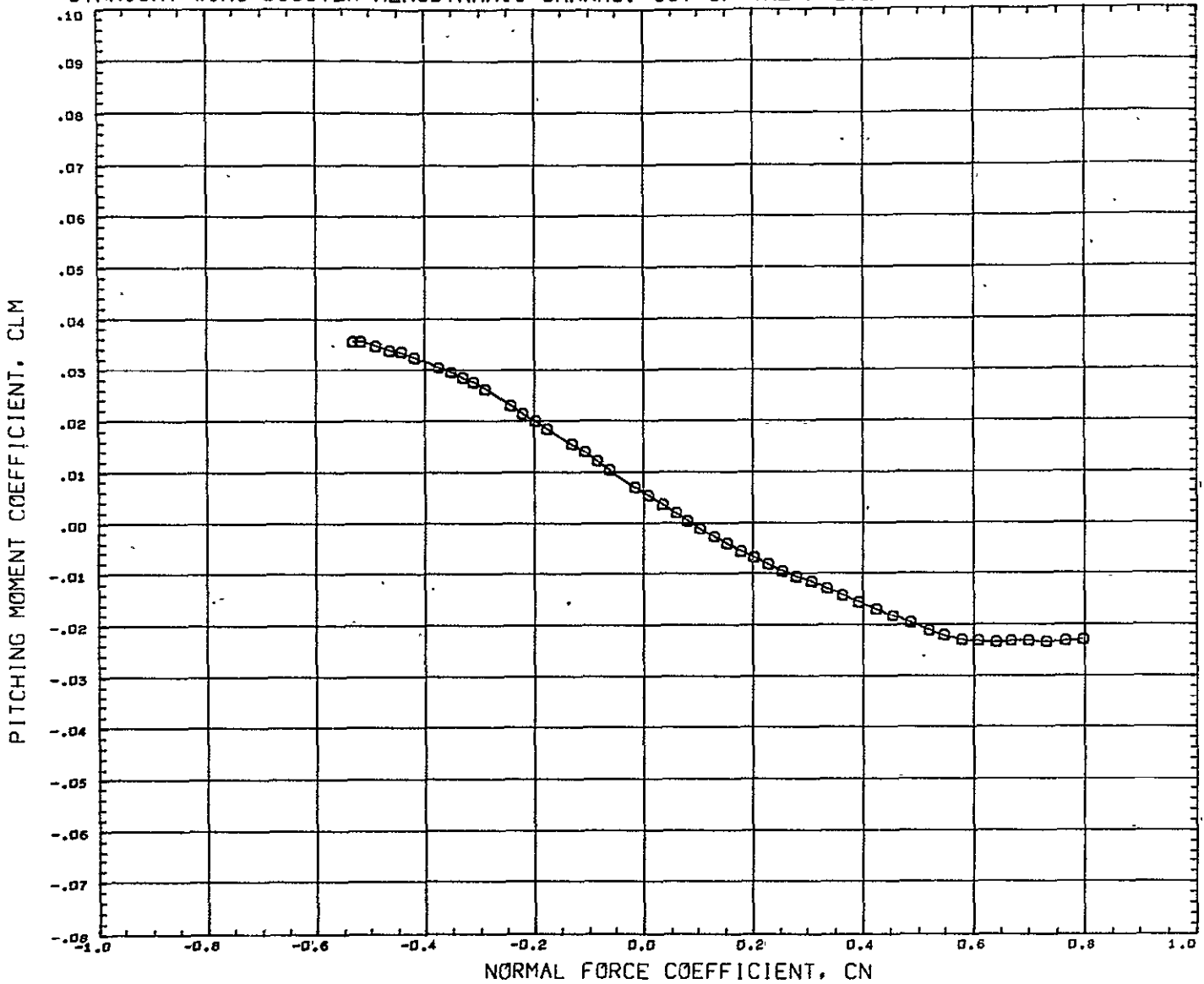


SYMBOL MACH PARAMETRIC VALUES
 O 1.600 BETA 0.000 ELEVON 0.000

REFERENCE INFORMATION
 REFS 12.6740 SQ IN
 REFL 10.0380 IN
 REFB 1.4700 IN
 XMRP 6.2920 IN
 YMRP 0.0000 IN
 ZMRP 0.8680 IN
 SCALE 0.0035

DATA HIST. CODE HHV

STRAIGHT-WING BOOSTER AERODYNAMIC CHARAC. OUT OF THE PRESENCE OF THE ORBITER

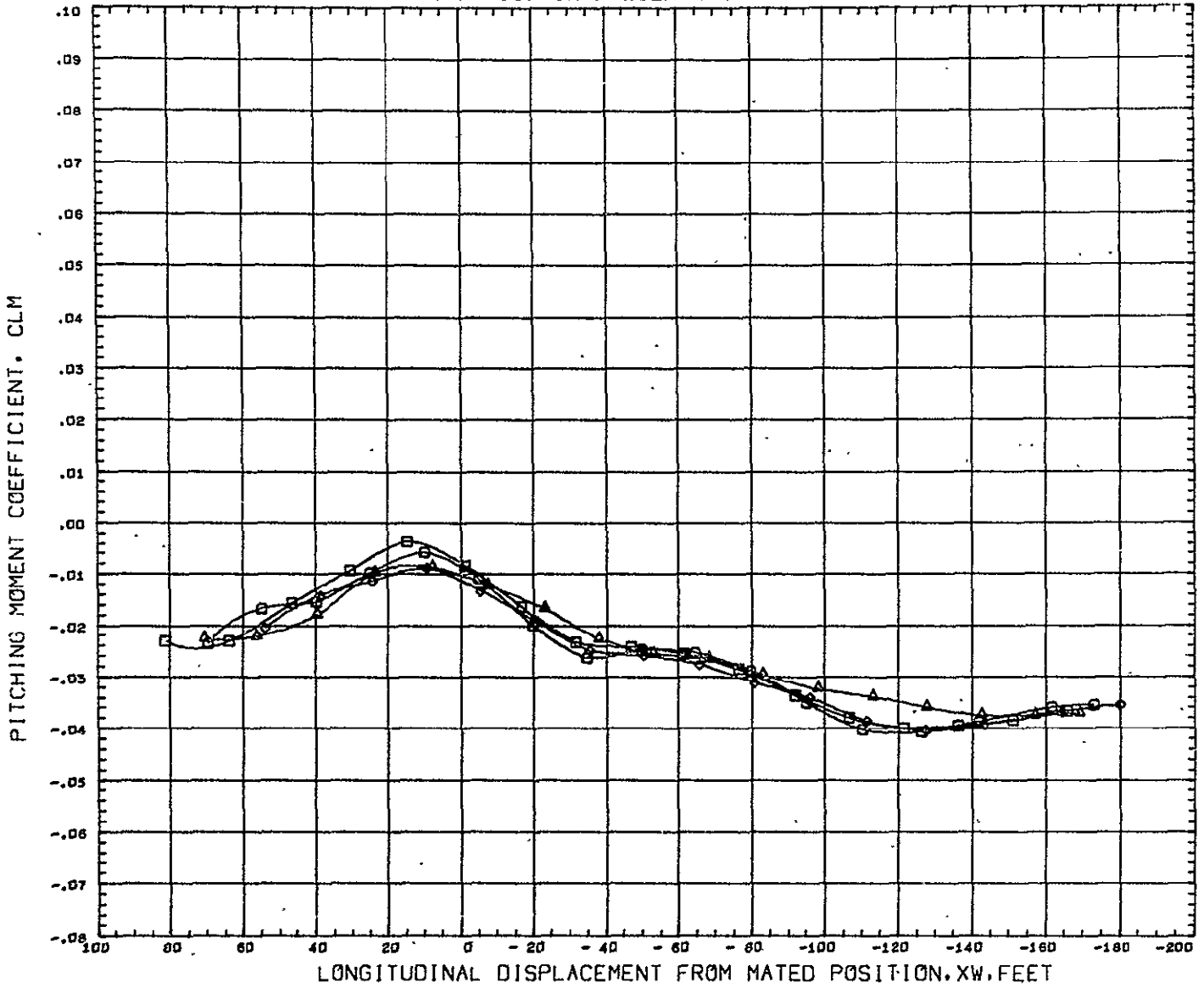


SYMBOL MACH PARAMETRIC VALUES
 O 1.600 BETA 0.000 ELEVON 0.000

REFERENCE INFORMATION
 REFS 12.6740 SQ IN
 REFL 10.0380 IN
 REFB 1.4700 IN
 XMRP 6.2920 IN
 YMRP 0.0000 IN
 ZMRP 0.8680 IN
 SCALE 0.0035

DATA HIST. CODE MHV

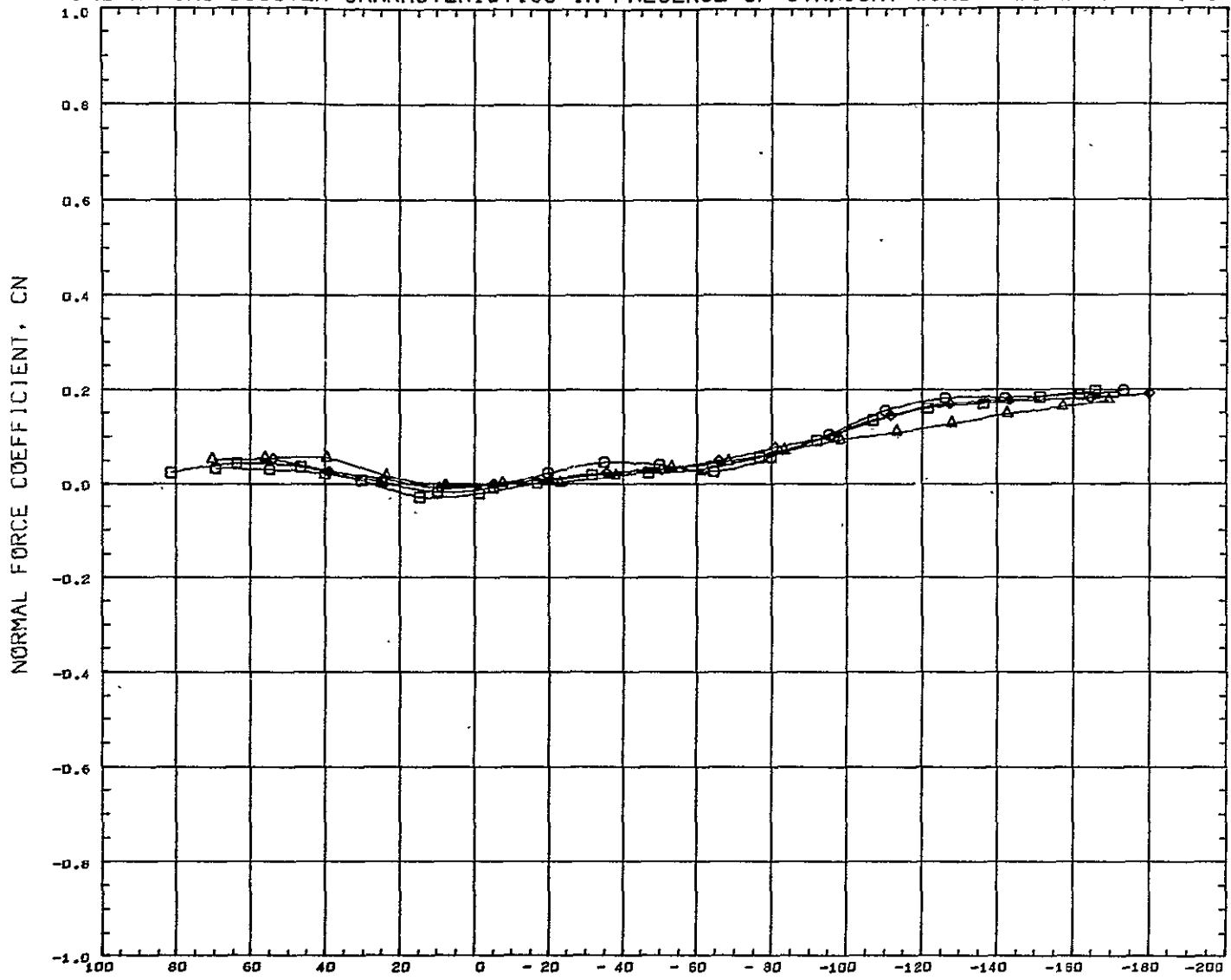
DELTA-WING BOOSTER CHARACTERISTICS IN PRESENCE OF STRAIGHT-WING ORBITER AT M=1.1



SYMBOL	GAP Z	PARAMETRIC VALUES				REFERENCE INFORMATION		
		ALPHA0	ALPHAB	BETA	REFS	REFL	REFB	
□	4.380	0.000	0.000	0.000	12.6740	10.0380	1.4700	
◇	13.380	1.100	0.000	0.000	6.4000	0.0000	0.8610	
○	29.380	0.000			0.0035			
△	54.380							

DATA HIST. CODE MV

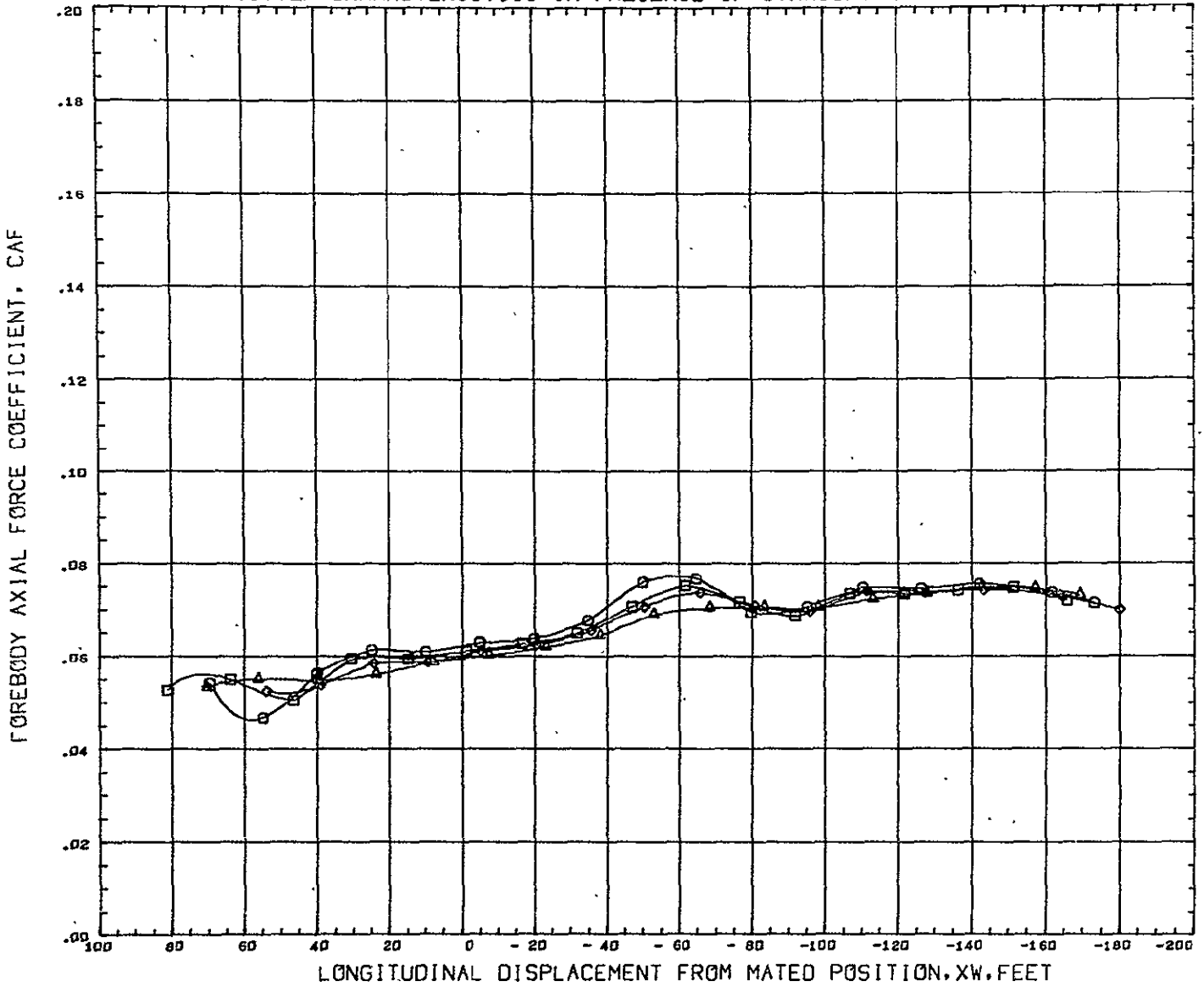
DELTA-WING BOOSTER CHARACTERISTICS IN PRESENCE OF STRAIGHT-WING ORBITER AT M=1.1



SYMBOL	GAP Z	PARAMETRIC VALUES				REFERENCE INFORMATION		
		ALPHA0	ALPHAB	BETA		REFS	REFL	REFB
○	4.380	0.000	0.000	0.000		12.6740	10.0380	1.4700
□	13.380	1.100		0.000		6.4000	0.0000	0.8610
◇	29.380	0.000				0.0035		
△	54.380							

DATA HIST. CODE MV

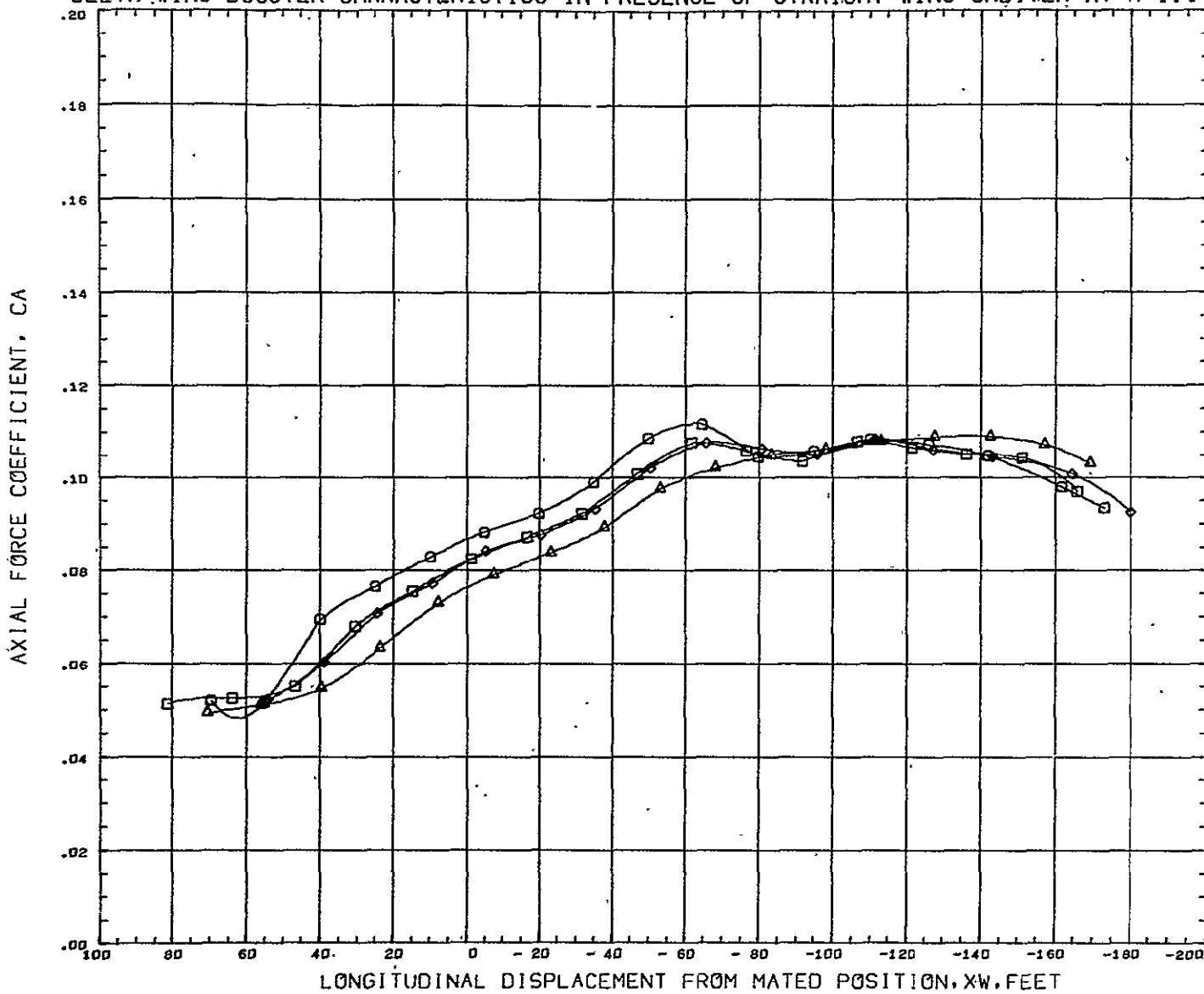
DELTA-WING BOOSTER CHARACTERISTICS IN PRESENCE OF STRAIGHT-WING ORBITER AT M=1.1



SYMBOL	GAP Z	PARAMETRIC VALUES				REFERENCE INFORMATION		
		ALPHA0	ALPHAB	BETA	REFS	REFL	REFB	
○	4.380	0.000	0.000	0.000	12.6740	10.0380	1.4700	
□	13.380	1.100	0.000	0.000	6.4000	0.0000	0.8610	
◇	29.380	0.000			0.0035			
△	54.380							

DATA HIST. CODE MV

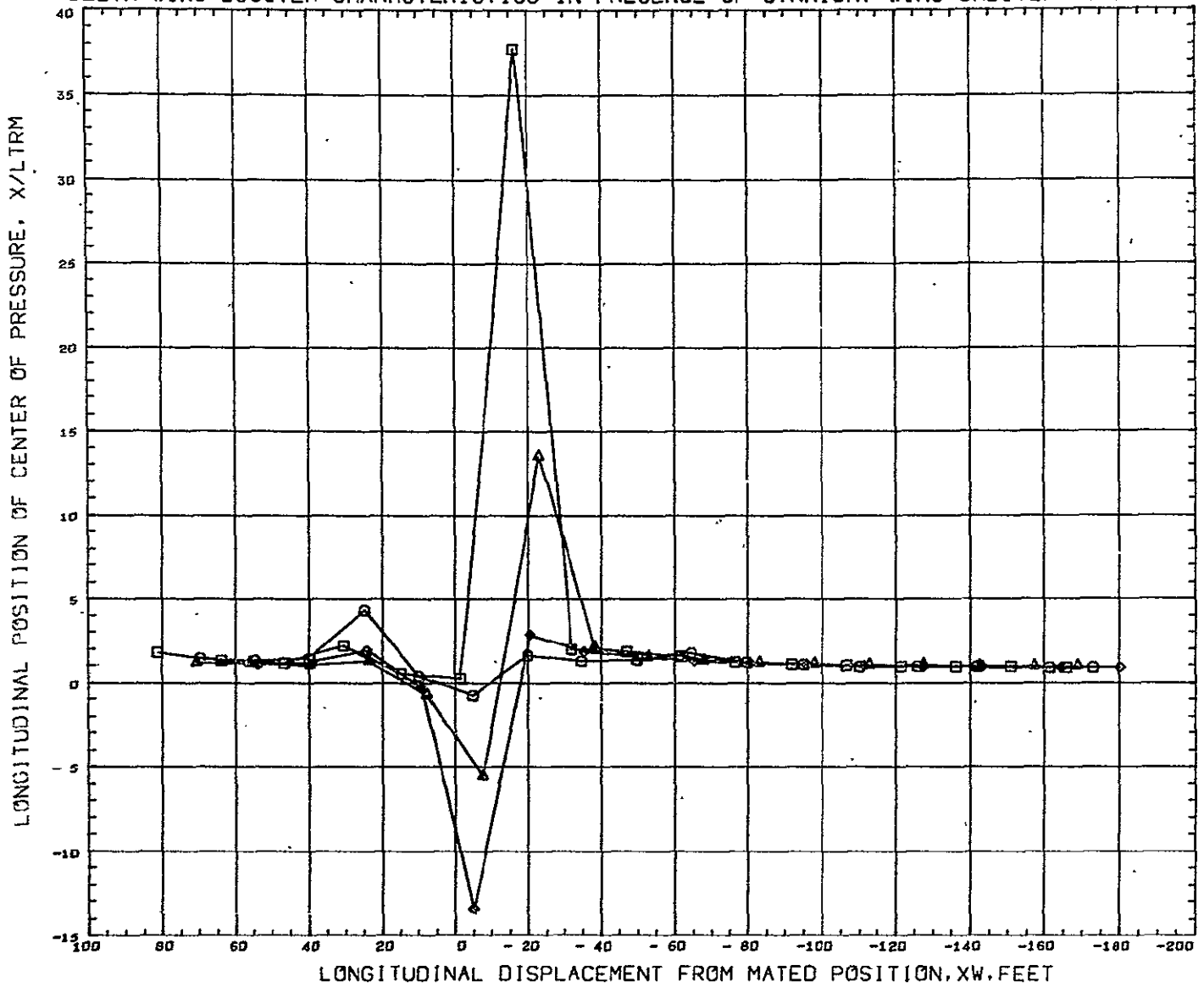
DELTA-WING BOOSTER CHARACTERISTICS IN PRESENCE OF STRAIGHT-WING ORBITER AT M=1.1



SYMBOL	CAP Z	PARAMETRIC VALUES				REFERENCE INFORMATION					
		ALPHA0	ALPHAB	BETA	REFS	REFL	REFB	XMRP	YMRP	ZMRP	SCALE
□	4.380	0.000	0.000	0.000	12.6740	10.0380	1.4700	6.4000	0.0000	0.8610	0.0035
◇	13.380	1.100	0.000	0.000							
△	54.380	0.000									

DATA HIST. CODE HV

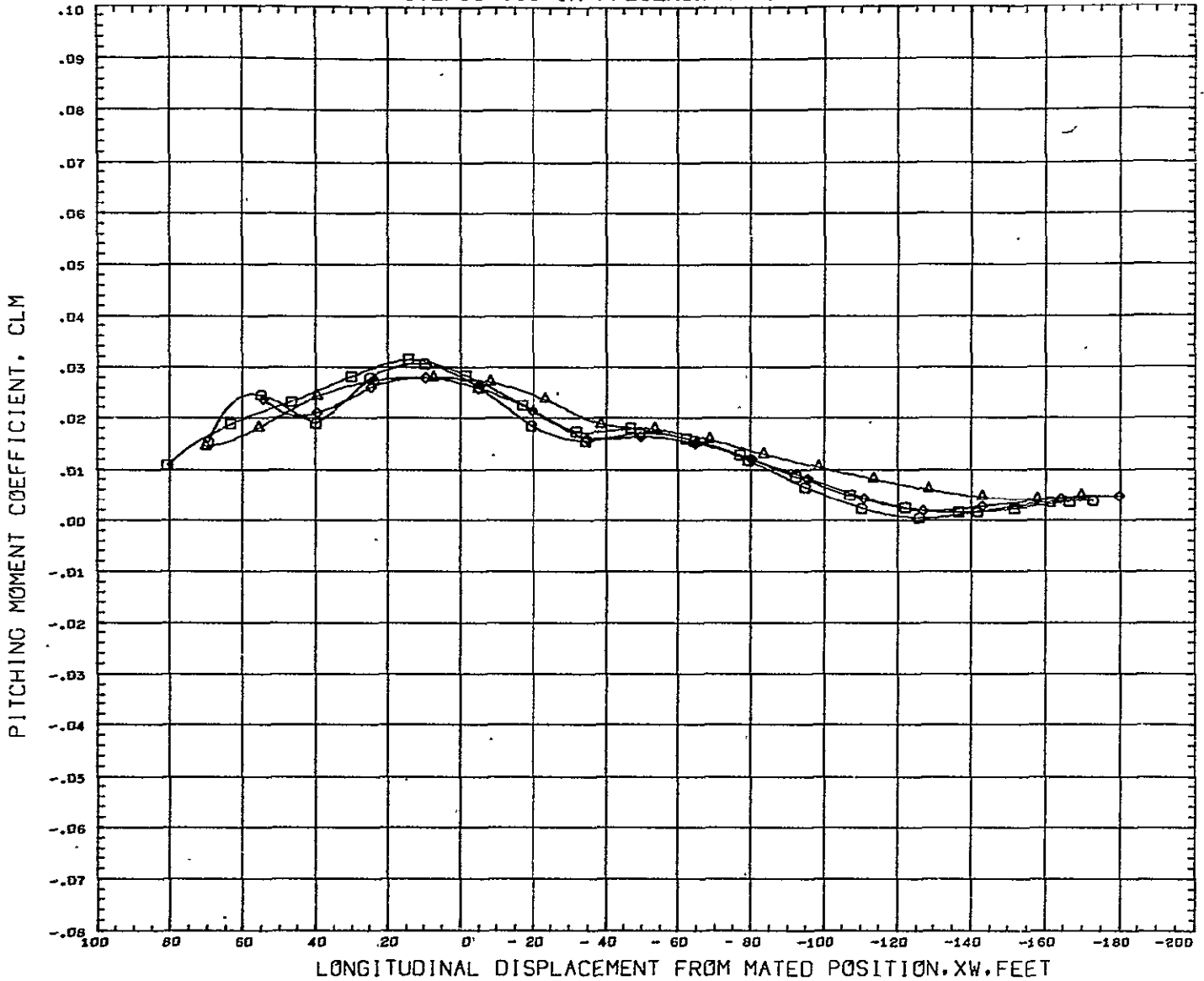
DELTA-WING BOOSTER CHARACTERISTICS IN PRESENCE OF STRAIGHT-WING ORBITER AT M=1.1



SYMBOL	GAF Z	PARAMETRIC VALUES				REFERENCE INFORMATION		
○	4.380	ALPHA0	0.000	ALPHAB	0.000	REFS	12.6740	SQ IN
□	13.380	MACH	1.100	BETA	0.000	REFL	10.0380	IN
◇	29.380	ELEVON	0.000			REFB	1.4700	IN
△	54.380					XMRP	6.4000	IN
						YMRP	0.0000	IN
						ZMRP	0.8610	IN
						SCALE	0.0035	

DATA HIST. CODE HV

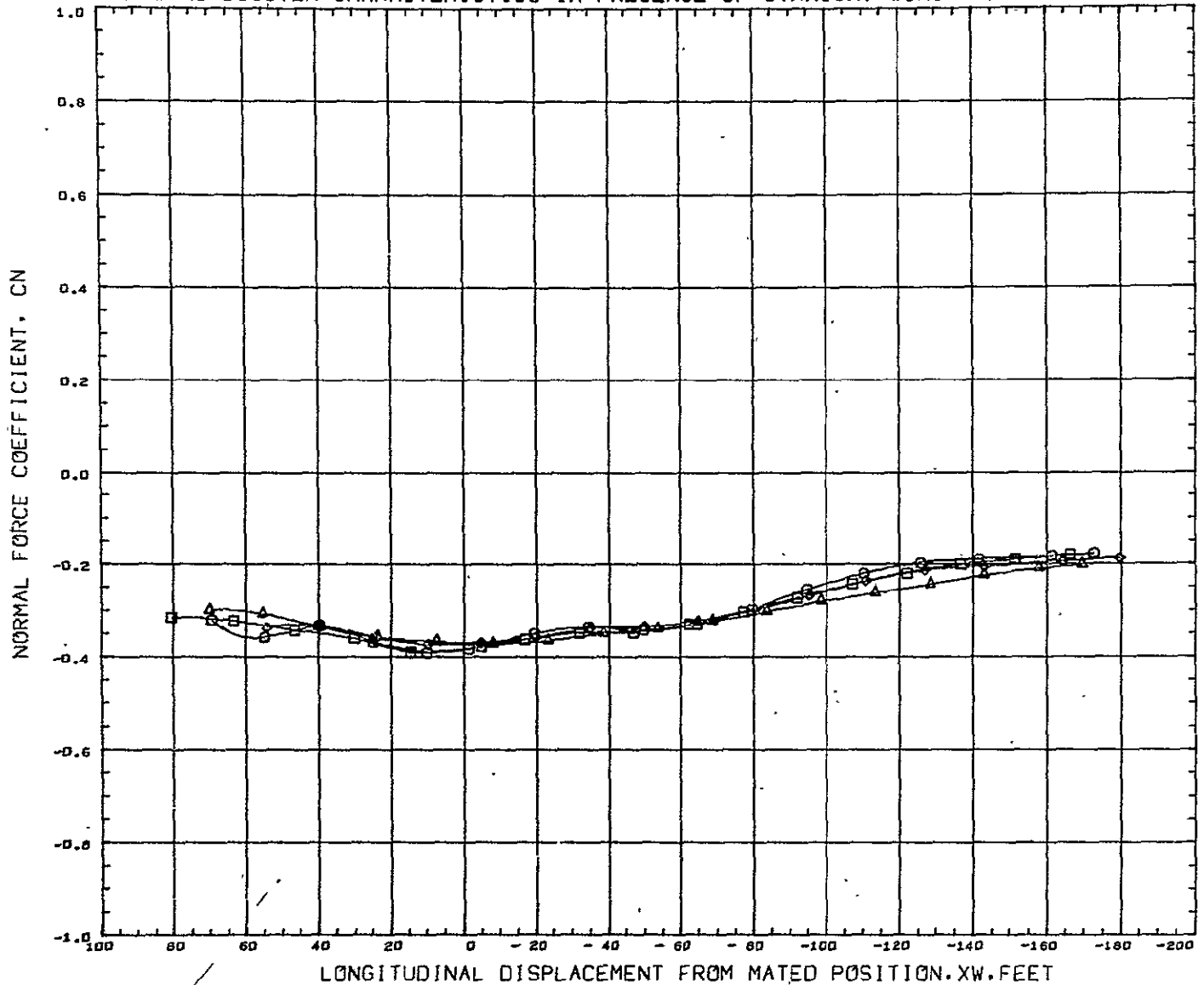
DELTA-WING BOOSTER CHARACTERISTICS IN PRESENCE OF STRAIGHT-WING ORBITER AT M=1.1



SYMBOL	GAP Z	PARAMETRIC VALUES				REFERENCE INFORMATION					
		ALPHA0	ALPHAB	BETA	REFS	REFL	REFB	XMRP	YMRP	ZMRP	SCALE
○	4.380	0.000	-5.000	0.000	12.6740	10.0380	1.4700	6.4000	0.0000	0.8610	0.0035
□	13.380	1.100	0.000	0.000							
◇	29.380	ELEVON	0.000								
△	54.380										

DATA HIST. CODE HV

DELTA-WING BOOSTER CHARACTERISTICS IN PRESENCE OF STRAIGHT-WING ORBITER AT M=1.1

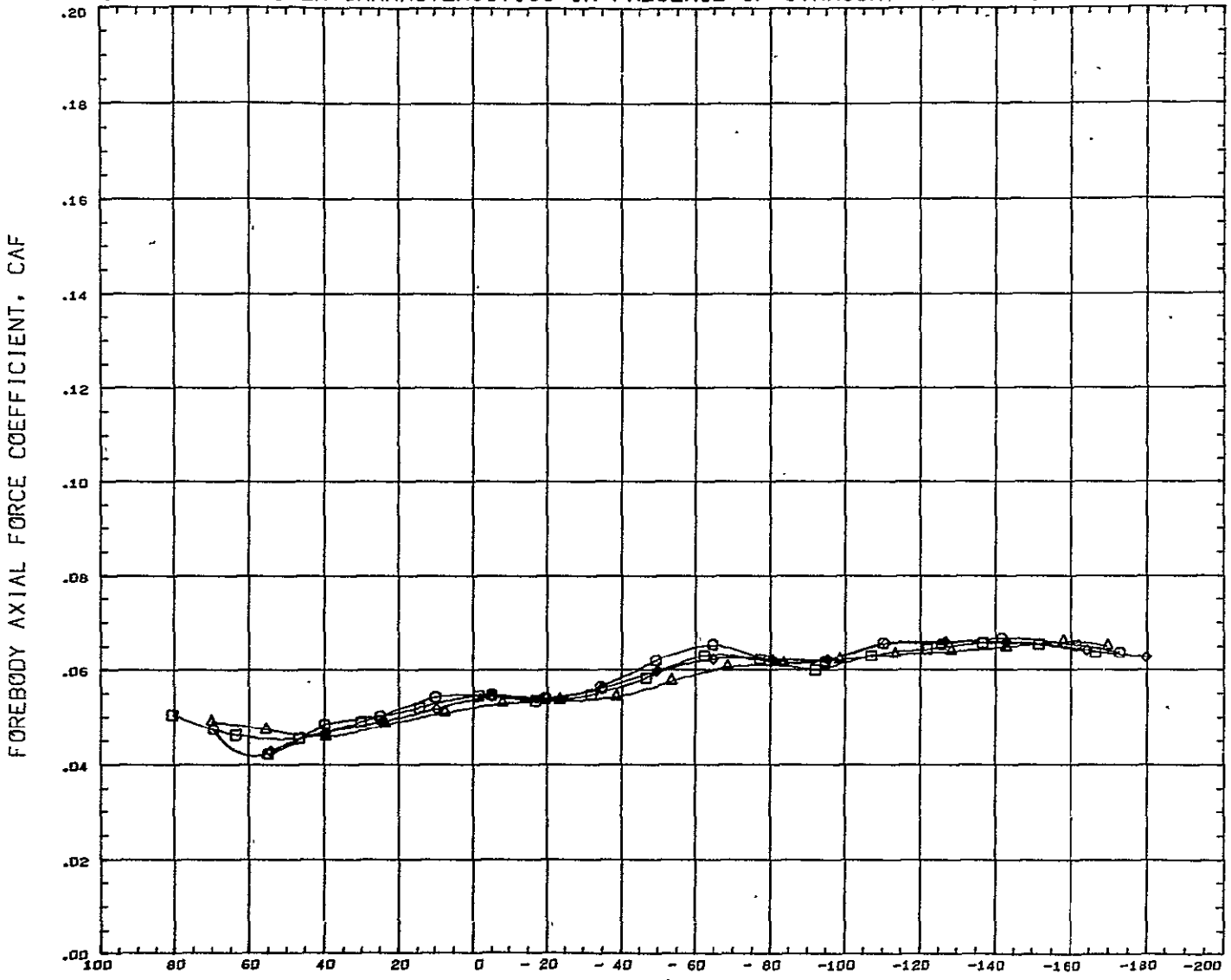


SYMBOL	GAP Z	PARAMETRIC VALUES	REFERENCE INFORMATION
○	4.380	ALPHA0 0.000 ALPHAB - 5.000	REFS 12.6740 SQ IN
□	13.380	MACH 1.100 BETA 0.000	REFL 10.0380 IN
◇	29.380	ELEVON 0.000	REFB 1.4700 IN
△	54.380		XMRP 6.4000 IN
			YMRP 0.0000 IN
			ZMRP 0.8610 IN
			SCALE 0.0035

DATA HIST. CODE MV

6

DELTA-WING BOOSTER CHARACTERISTICS IN PRESENCE OF STRAIGHT-WING ORBITER AT M=1.1

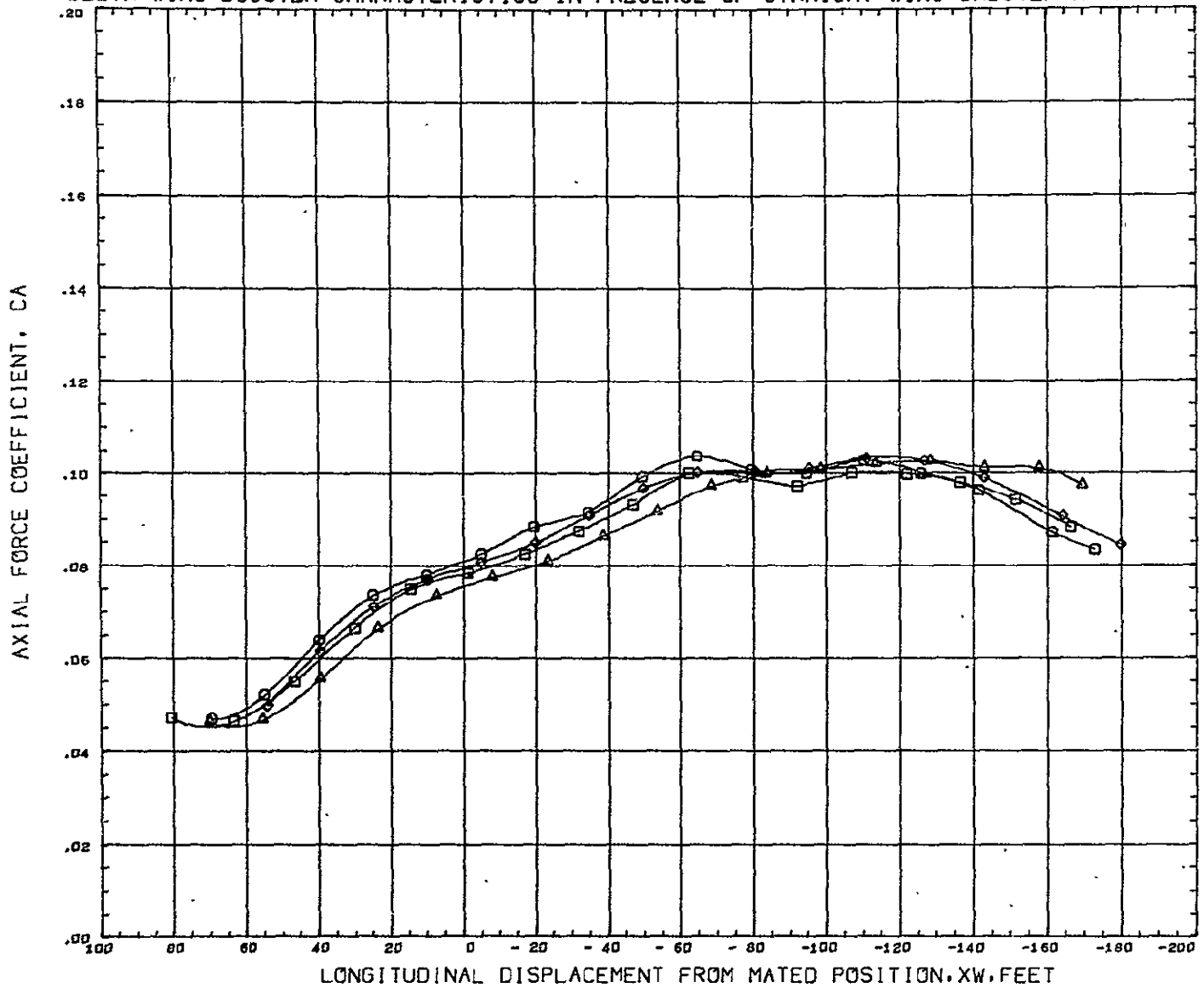


LONGITUDINAL DISPLACEMENT FROM MATED POSITION, XW, FEET

SYMBOL	GAF Z	PARAMETRIC VALUES				REFERENCE INFORMATION	
○	4.380	ALPHA0	0.000	ALPHAB	- 5.000	REFS	12.6740 SQ IN
□	13.380	MACH	1.100	BETA	0.000	REFL	10.0380 IN
◇	29.380	ELEVON	0.000			REFB	1.4700 IN
△	54.380					XMRP	6.4000 IN
						YMRP	0.0000 IN
						ZMRP	0.8610 IN
						SCALE	0.0035

DATA HIST. CODE MV

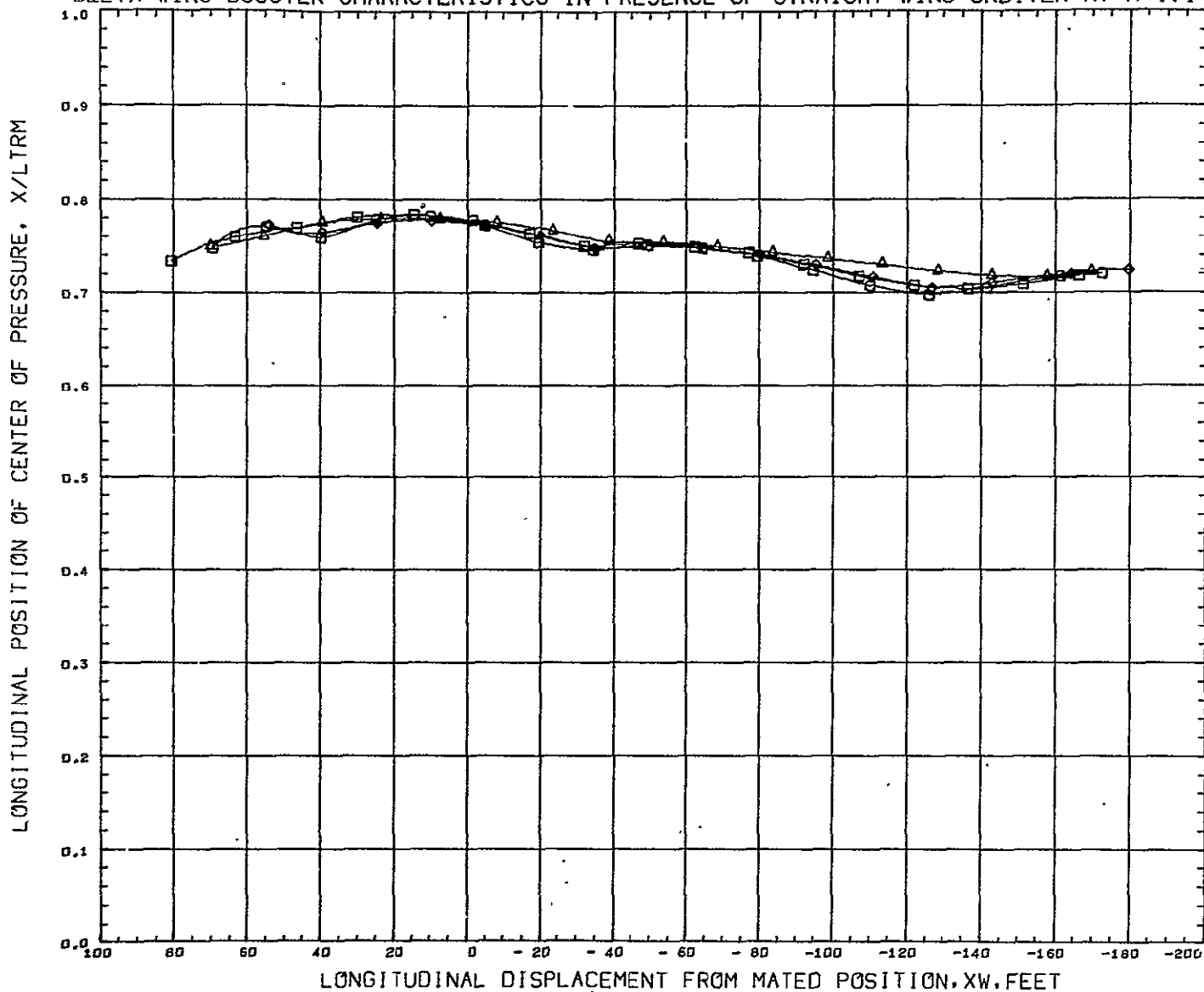
DELTA-WING BOOSTER CHARACTERISTICS IN PRESENCE OF STRAIGHT-WING ORBITER AT M=1.1



SYMBOL	GAP Z	PARAMETRIC VALUES	REFERENCE INFORMATION
○	4.380	ALPHA0 0.000 ALPHAB - 5.000	REFS 12.6740 SQ IN
□	13.380	MACH 1.100 BETA 0.000	REFL 10.0380 IN
◇	29.380	ELEVON 0.000	REFB 1.4700 IN
△	54.380		XMRP 6.4000 IN
			YMRF 0.0000 IN
			ZMRP 0.8610 IN
			SCALE 0.0035

DATA HIST. CODE MV

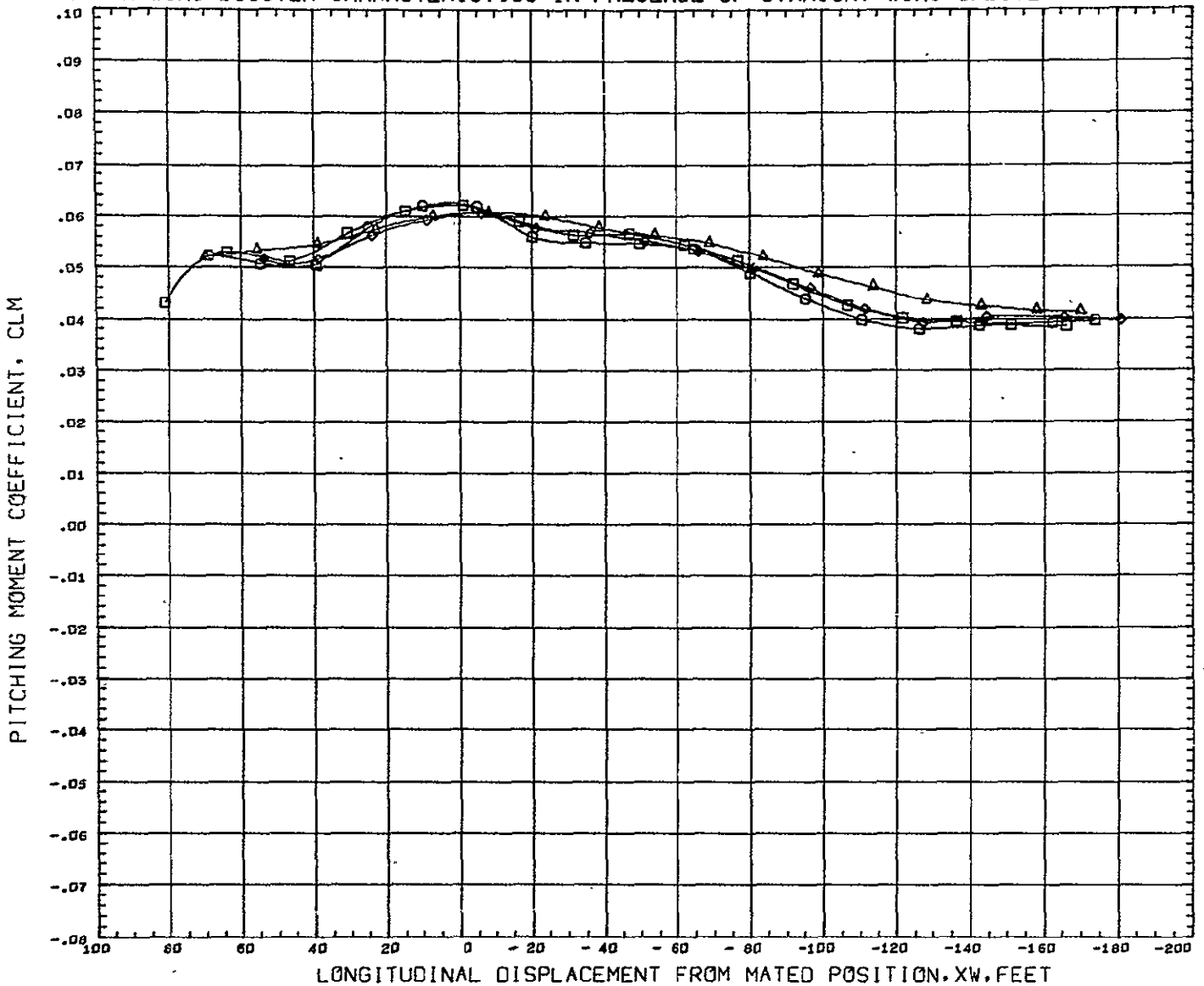
DELTA-WING BOOSTER CHARACTERISTICS IN PRESENCE OF STRAIGHT-WING ORBITER AT M=1.1



SYMBOL	GAP Z	PARAMETRIC VALUES				REFERENCE INFORMATION		
		ALPHA0	ALPHAB	BETA	REFS	REFL	REFB	
○	4.380	0.000	-5.000	0.000	12.6740	10.0380	1.4700	
□	13.380	1.100	0.000	0.000	6.4000	0.0000	0.8610	
◇	29.380	0.000			0.0000		0.0035	
△	54.380							

DATA HIST. CODE MV

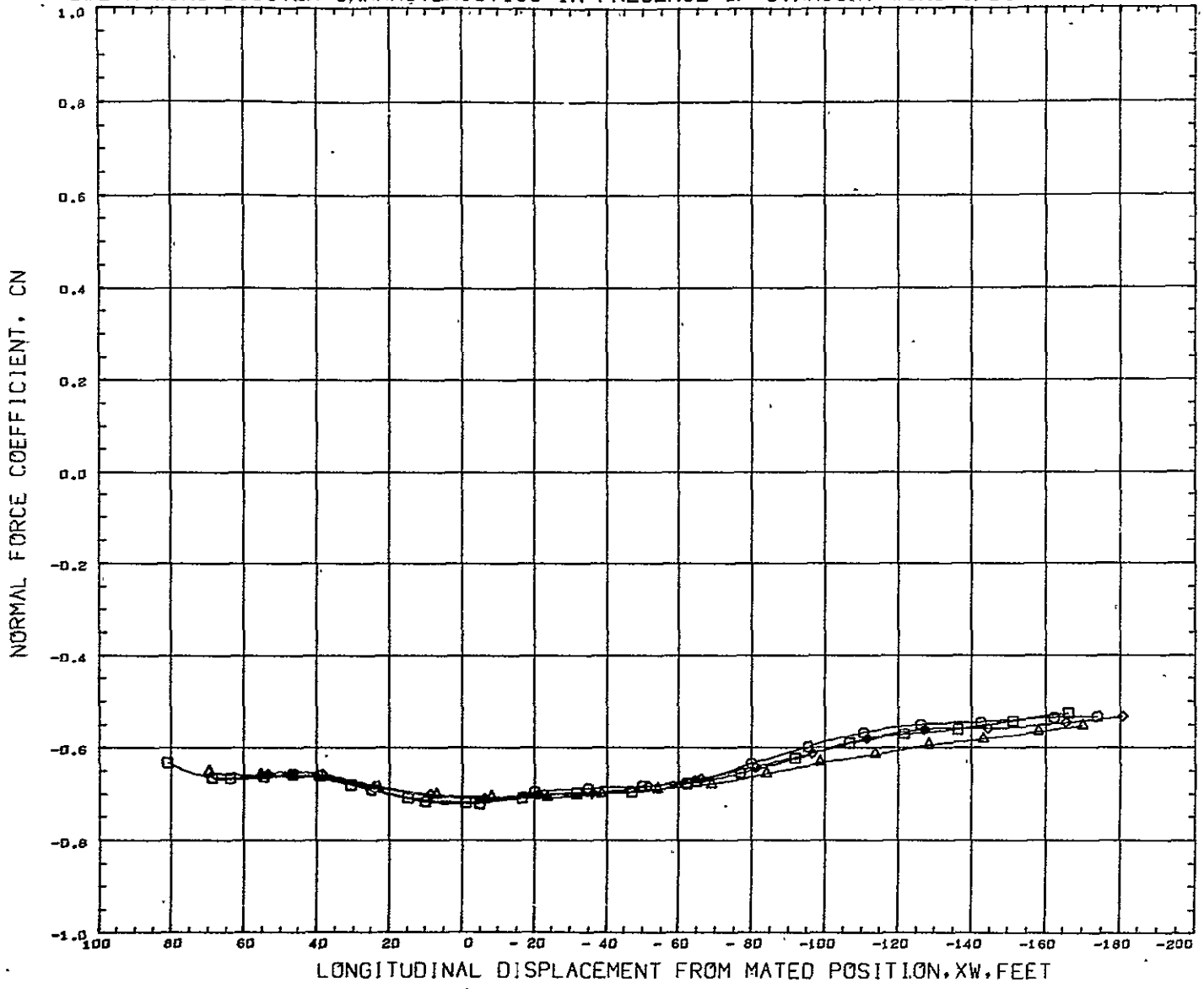
DELTA-WING BOOSTER CHARACTERISTICS IN PRESENCE OF STRAIGHT-WING ORBITER AT M=1.1



SYMBOL	GAP Z	PARAMETRIC VALUES				REFERENCE INFORMATION		
○	4.380	ALPHA0	0.000	ALPHAB	-10.000	REFS	12.6740	SO IN
□	13.380	HACH	1.100	BETA	0.000	REFL	10.0380	IN
◇	29.380	ELEVON	0.000			REFB	1.4700	IN
△	54.380					XMRP	6.4000	IN
						YMRP	0.0000	IN
						ZMRP	0.8610	IN
						SCALE	0.0035	

DATA HIST. CODE MV

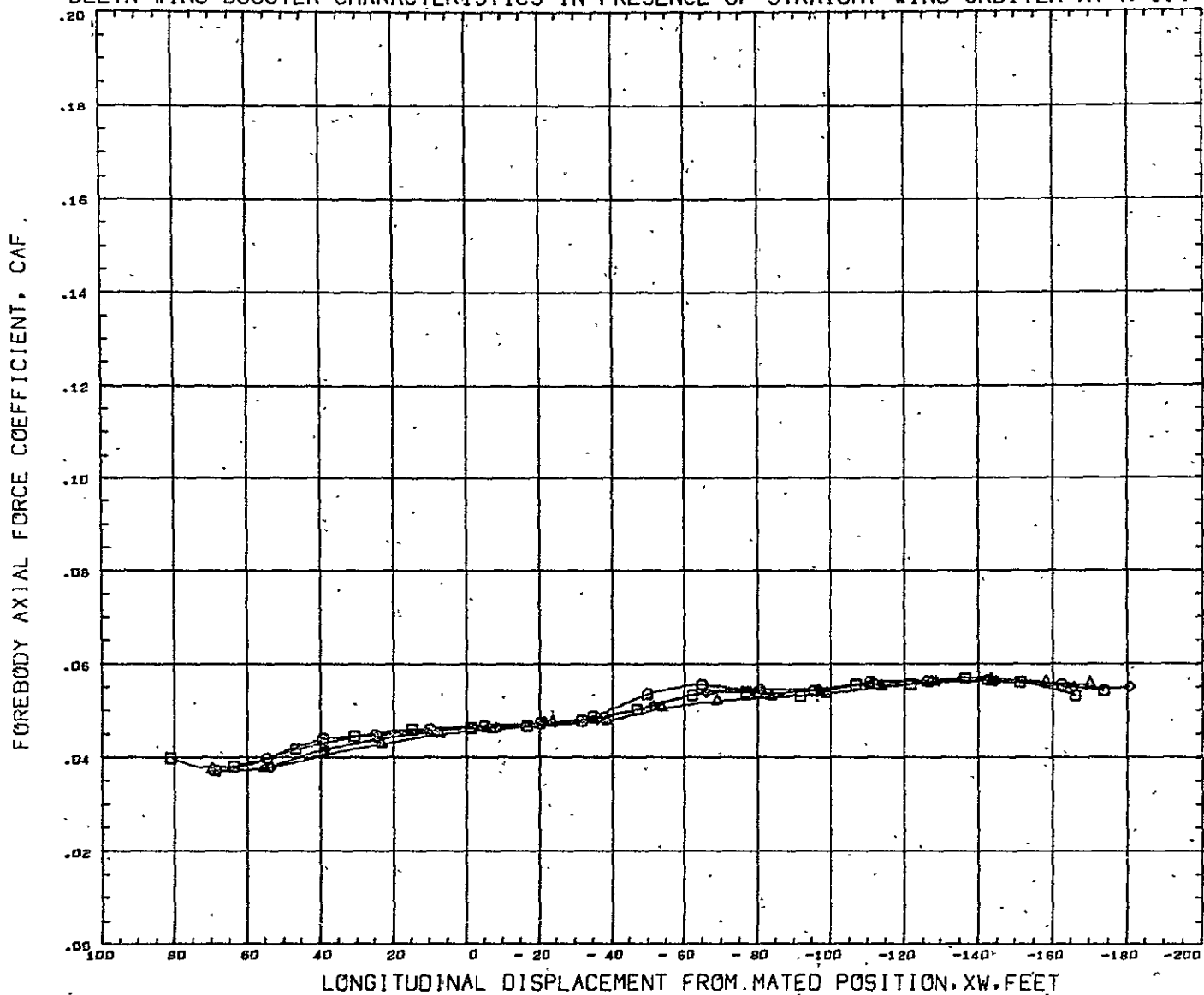
DELTA-WING BOOSTER CHARACTERISTICS IN PRESENCE OF STRAIGHT-WING ORBITER AT M=1.1



SYMBOL	GAP Z	PARAMETRIC VALUES				REFERENCE INFORMATION		
○	4.380	ALPHA0	0.000	ALPHAB	-10.000	REFS	12.6740	SG IN
□	13.380	MACH	1.100	BETA	0.000	REFL	10.0380	IN
◇	29.380	ELEVON	0.000			REFB	1.4700	IN
△	54.380					XMRP	6.4000	IN
						YMRP	0.0000	IN
						ZMRP	0.8610	IN
						SCALE	0.0035	

DATA HIST. CODE HV

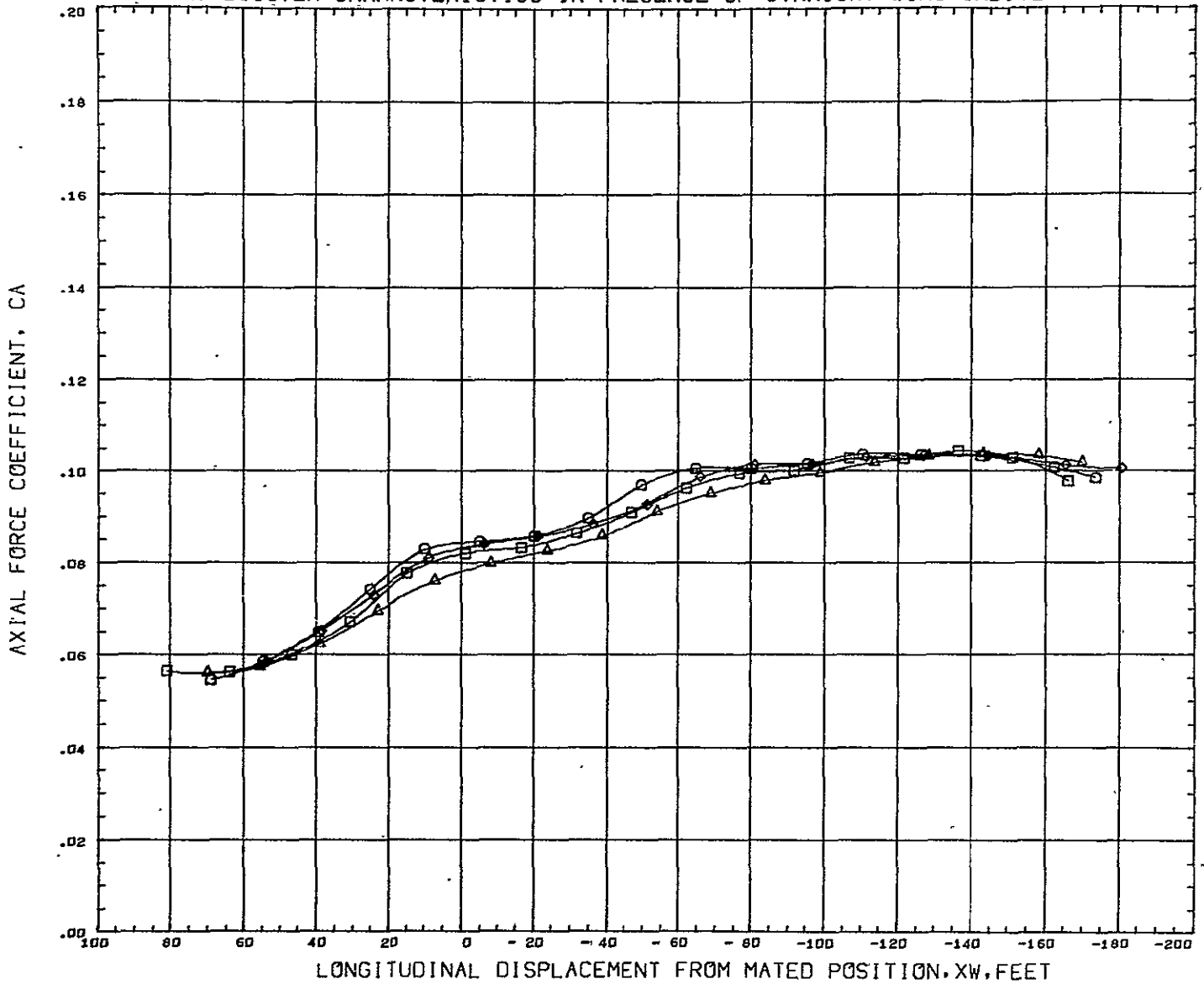
DELTA-WING BOOSTER CHARACTERISTICS IN PRESENCE OF STRAIGHT-WING ORBITER AT M=1.1



SYMBOL	CAF Z	PARAMETRIC VALUES				REFERENCE INFORMATION		
○	4.380	ALPHA0	0.000	ALPHAB	-10.000	REFS	12.6740	SQ IN
□	13.380	MACH	1.100	BETA	0.000	REFL	10.0380	IN
◇	29.380	ELEVON	0.000			REFB	1.4700	IN
△	54.380					XMRP	6.4000	IN
						YMRP	0.0000	IN
						ZMRP	0.8610	IN
						SCALE	0.0035	

DATA HIST. CODE MV

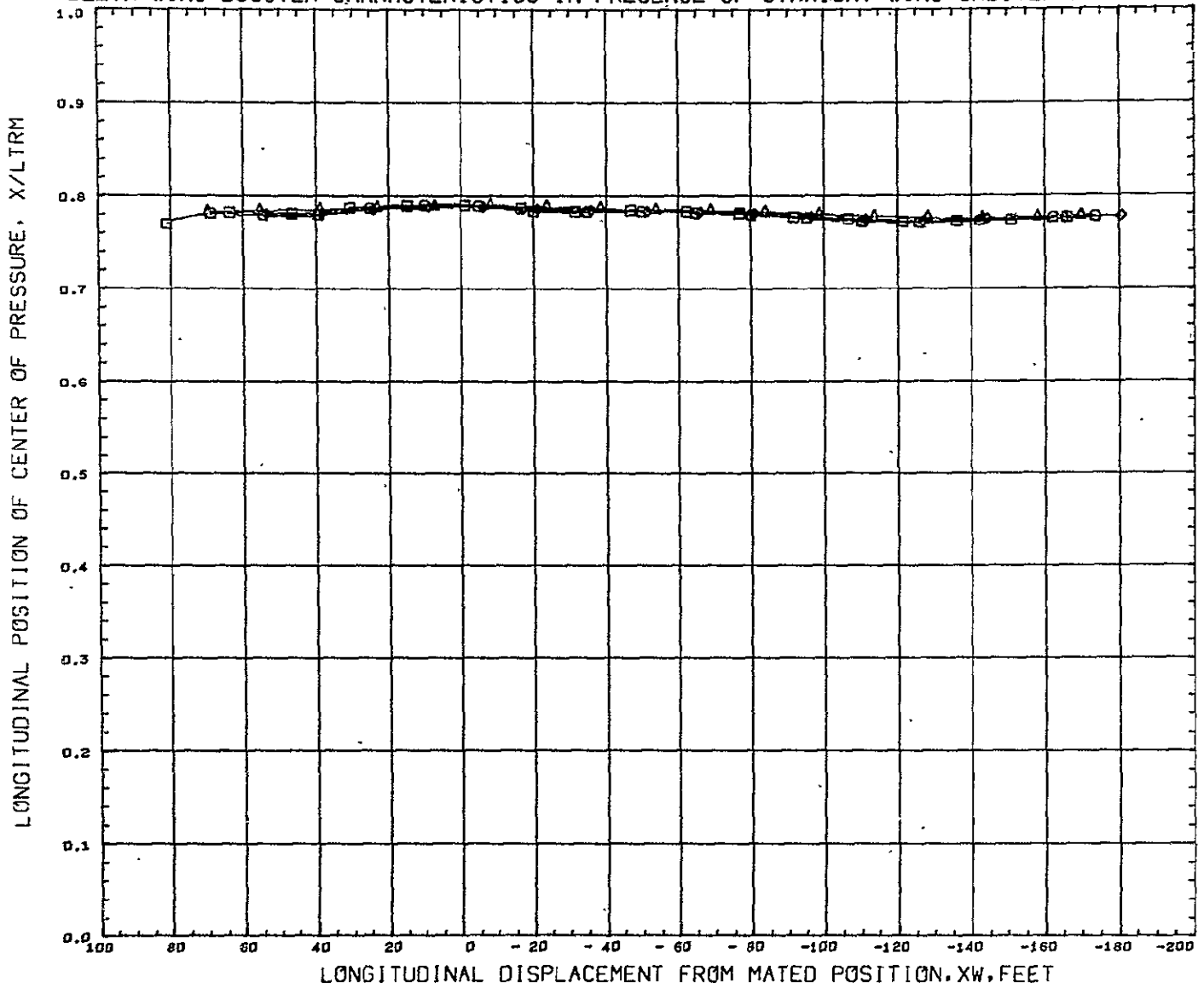
DELTA-WING BOOSTER CHARACTERISTICS IN PRESENCE OF STRAIGHT-WING ORBITER AT M=1.1



SYMBOL	GAP Z	PARAMETRIC VALUES				REFERENCE INFORMATION		
○	4.380	ALPHA0	0.000	ALPHA8	- 10.000	REFS	12.6740	SQ IN
□	13.380	MACH	1.100	BETA	0.000	REFL	10.0380	IN
◇	29.380	ELEVON	0.000			REFB	1.4700	IN
△	54.380					XMRP	6.4000	IN
						YMRP	0.0000	IN
						ZMRP	0.8610	IN
						SCALE	0.0035	

DATA HIST. CODE HV

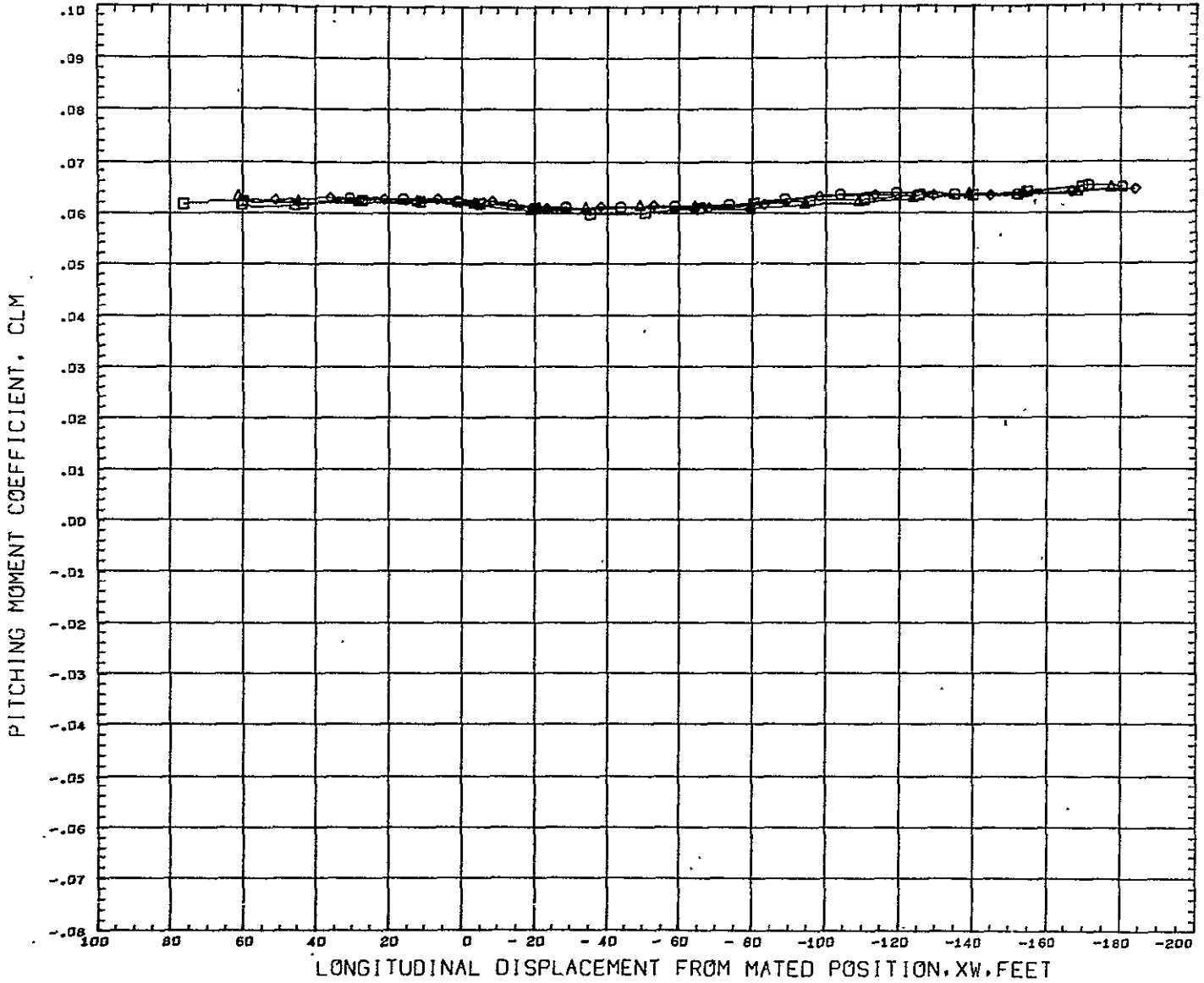
DELTA-WING BOOSTER CHARACTERISTICS IN PRESENCE OF STRAIGHT-WING ORBITER AT M=1.1



SYMBOL	GAP Z	PARAMETRIC VALUES				REFERENCE INFORMATION		
		ALPHA0	ALPHA0	ALPHAB	BETA	REFS	REFL	SQ IN
○	4.380	0.000	0.000	-10.000	0.000	12.6740	10.0380	IN
□	13.380	1.100	0.000	0.000	1.4700	6.4000	0.0000	IN
◇	29.380	0.000	0.000	0.000	0.0000	0.8610	0.0035	IN
△	54.380							

DATA HIST. CODE MV

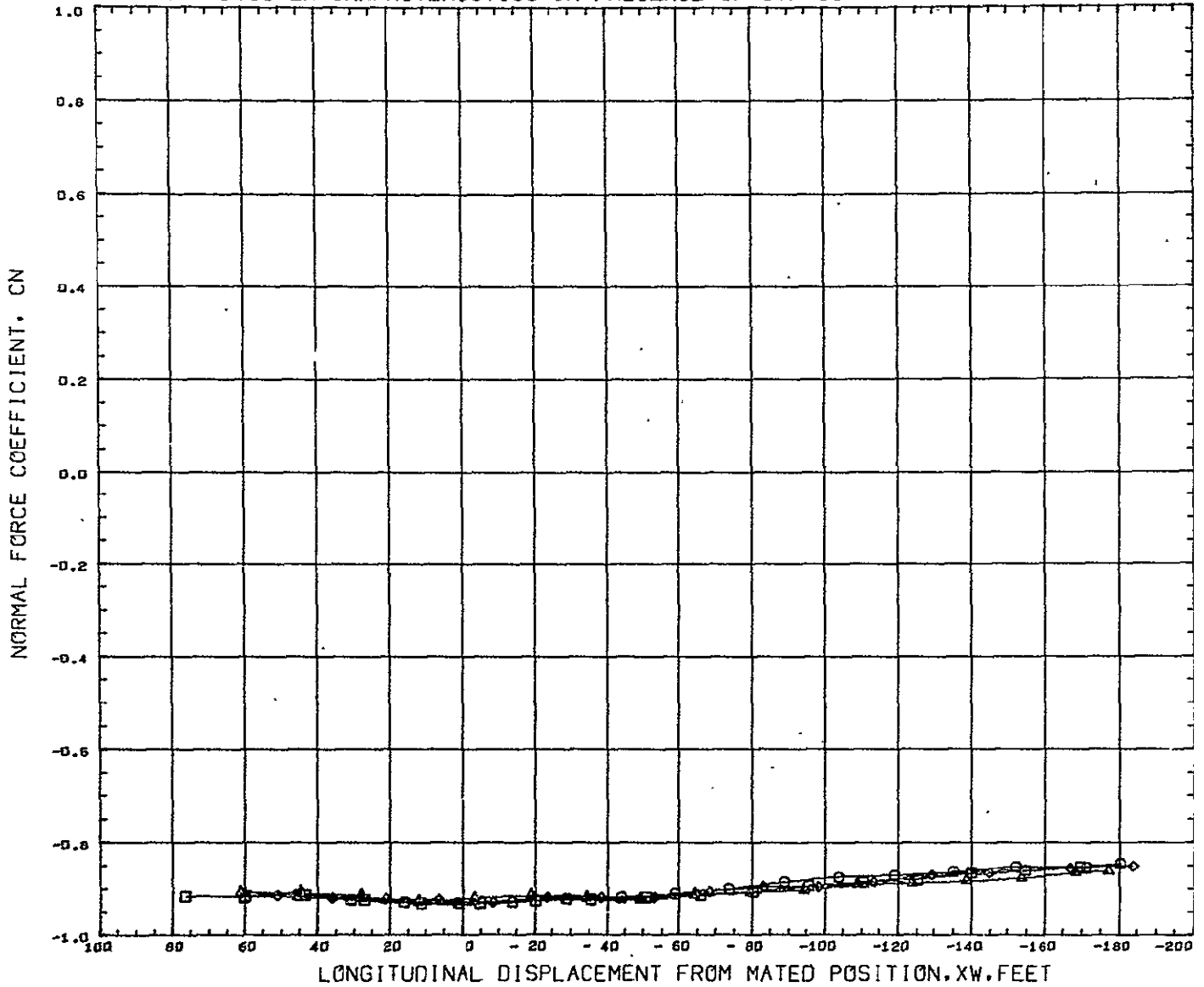
DELTA-WING BOOSTER CHARACTERISTICS IN PRESENCE OF STRAIGHT-WING ORBITER AT M=1.1



SYMBOL	GAP Z	PARAMETRIC VALUES				REFERENCE INFORMATION		
		ALPHA0	ALPHAB	BETA	REFS	REFL	REFB	
□	4.380	0.000	-15.000		12.6740	10.0380	1.4700	
○	13.380	MACH	1.100	0.000	XMRP	6.4000	YMRP	
◇	29.380	ELEVON	0.000		ZMRP	0.0000	SCALE	
△	54.380					0.8610	0.0035	

DATA HIST. CODE HV

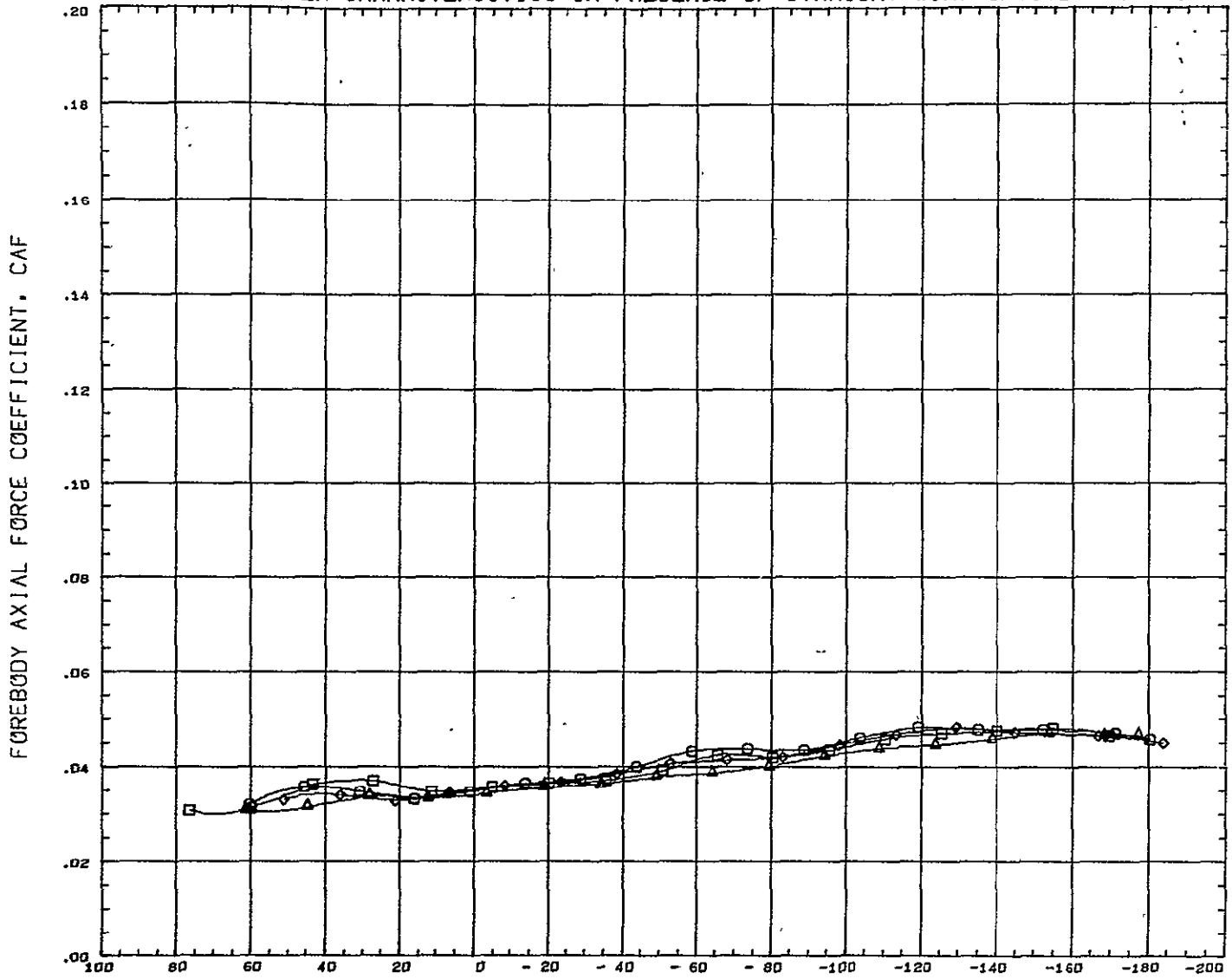
DELTA-WING BOOSTER CHARACTERISTICS IN PRESENCE OF STRAIGHT-WING ORBITER AT M=1.1



SYMBOL	GAP Z	PARAMETRIC VALUES				REFERENCE INFORMATION		
○	4.380	ALPHA0	0.000	ALPHA8	-15.000	REFS	12.6740	SQ IN
□	13.380	MACH	1.100	BETA	0.000	REFL	10.0380	IN
◇	29.380	ELEVON	0.000			REFB	1.4700	IN
△	54.380					XMRP	6.4000	IN
						YMRP	0.0000	IN
						ZMRP	0.8610	IN
						SCALE	0.0035	

DATA HIST. CODE MV

DELTA-WING BOOSTER CHARACTERISTICS IN PRESENCE OF STRAIGHT-WING ORBITER AT M=1.1

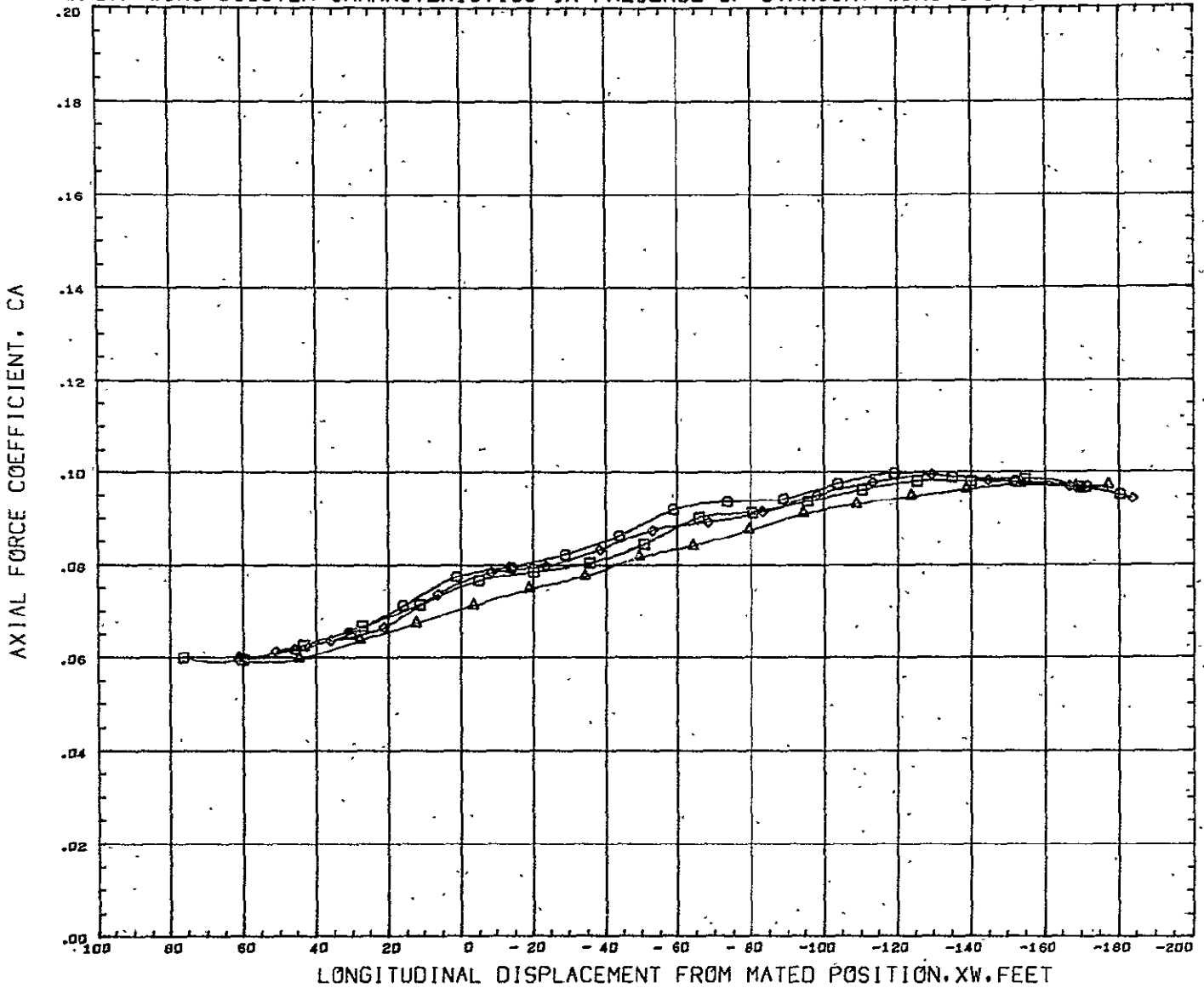


LONGITUDINAL DISPLACEMENT FROM MATED POSITION, XW, FEET

SYMBOL	GAP Z	PARAMETRIC VALUES				REFERENCE INFORMATION		
		ALPHA0	MACH	ALPHA8	BETA	REFS	REFL	REFB
○	4.380	0.000	1.100	-15.000	0.000	12.6740	10.0380	1.4700
□	13.380	0.000	1.100	-15.000	0.000	6.4000	0.0000	0.8610
◇	29.380	0.000	1.100	-15.000	0.000	0.0000	0.0000	0.0035
△	54.380	0.000	1.100	-15.000	0.000			

DATA HIST. CODE MV

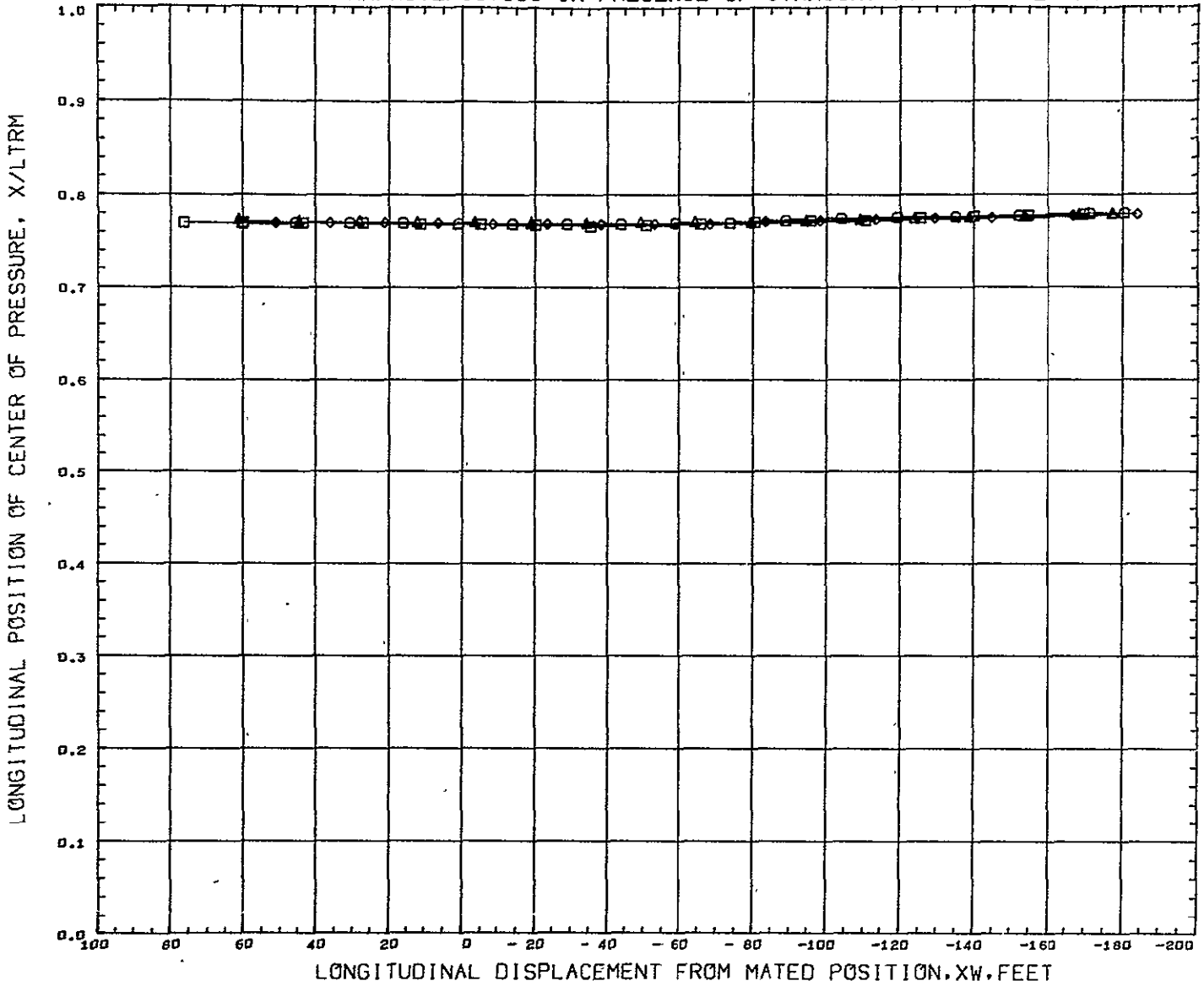
DELTA-WING BOOSTER CHARACTERISTICS IN PRESENCE OF STRAIGHT-WING ORBITER AT M=1.1.



SYMBOL	GAP Z	PARAMETRIC VALUES				REFERENCE INFORMATION		
		ALPHA0	ALPHA0	ALPHAS	BETA	REFS	REFL	SQ IN
□	4.380	0.000	1.100	-15.000	0.000	12.6740	10.0380	IN
◇	13.380	0.000	1.100	0.000	0.000	1.4700	6.4000	IN
◊	29.380	0.000	0.000			0.0000	0.8610	IN
△	54.380					0.0035		IN

DATA HIST. CODE MV

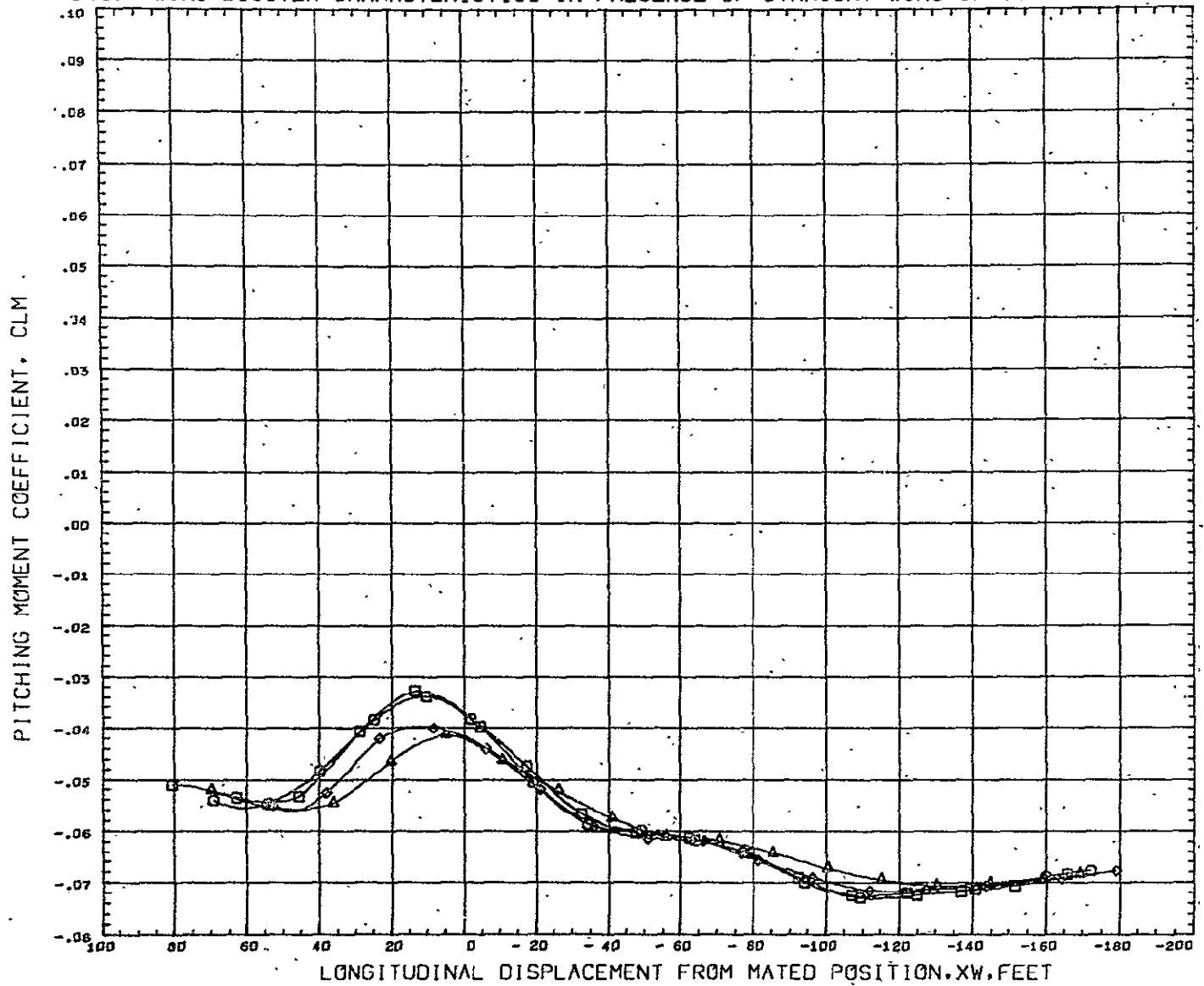
DELTA-WING BOOSTER CHARACTERISTICS IN PRESENCE OF STRAIGHT-WING ORBITER AT M=1.1



SYMBOL	GAF Z	PARAMETRIC VALUES			REFERENCE INFORMATION			
□	4.380	ALPHA0	0.000	ALPHAB	-15.000	REFS	12.6740	SQ IN
◇	15.380	MACH	1.100	BETA	0.000	REFL	10.0380	IN
◇	29.380	ELEVON	0.000			REFB	1.4700	IN
△	54.380					XMRP	6.4000	IN
						YMRP	0.0000	IN
						ZMRP	0.8610	IN
						SCALE	0.0035	

DATA HIST. CODE MV

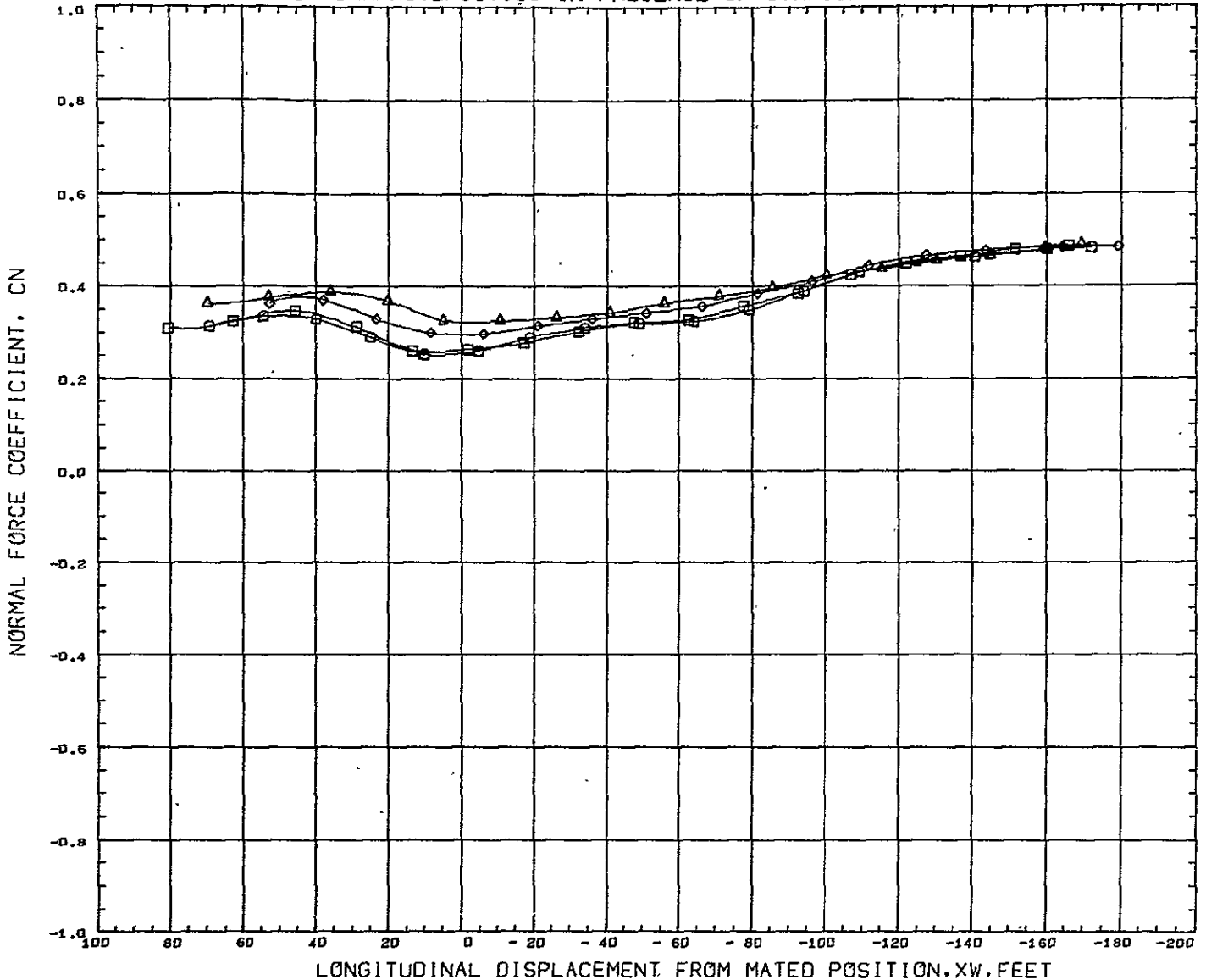
DELTA-WING BOOSTER CHARACTERISTICS IN PRESENCE OF STRAIGHT-WING ORBITER AT M=1.1



SYMBOL	CAF Z	PARAMETRIC VALUES				REFERENCE INFORMATION		
		ALPHA0	ALPHAB	BETA	REFS	REFL	REFB	SG IN
□	4.380	5.000	5.000	0.000	12.6740	10.0380	1.4700	IN
◇	13.380	1.100	0.000	0.000	6.4000	0.0000	0.8610	IN
○	29.380							IN
△	54.380							IN

DATA HIST. CODE HV

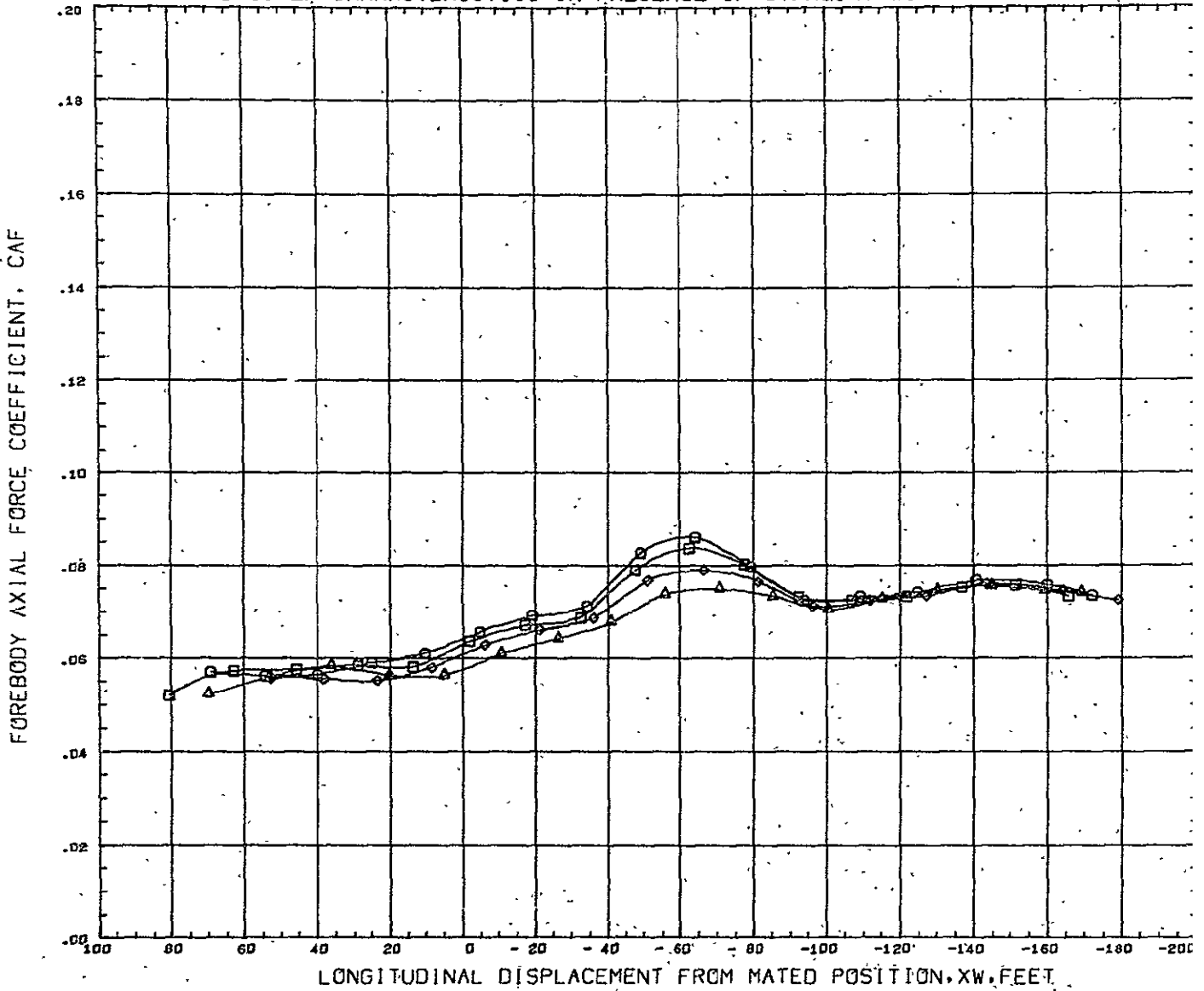
DELTA-WING BOOSTER CHARACTERISTICS IN PRESENCE OF STRAIGHT-WING ORBITER AT M=1.1



SYMBOL	GAP Z	PARAMETRIC VALUES				REFERENCE INFORMATION		
○	4.380	ALPHA0	5.000	ALPHA8	5.000	REF5	12.6740	S2 IN
◻	13.380	MACH	1.100	BETA	0.000	REFL	10.0380	IN
◇	29.380	ELEVON	0.000			REFB	1.4700	IN
△	54.380					XMRP	6.4000	IN
						YMRP	0.0000	IN
						ZMRP	0.8610	IN
						SCALE	0.0035	

DATA HIST. CODE HV

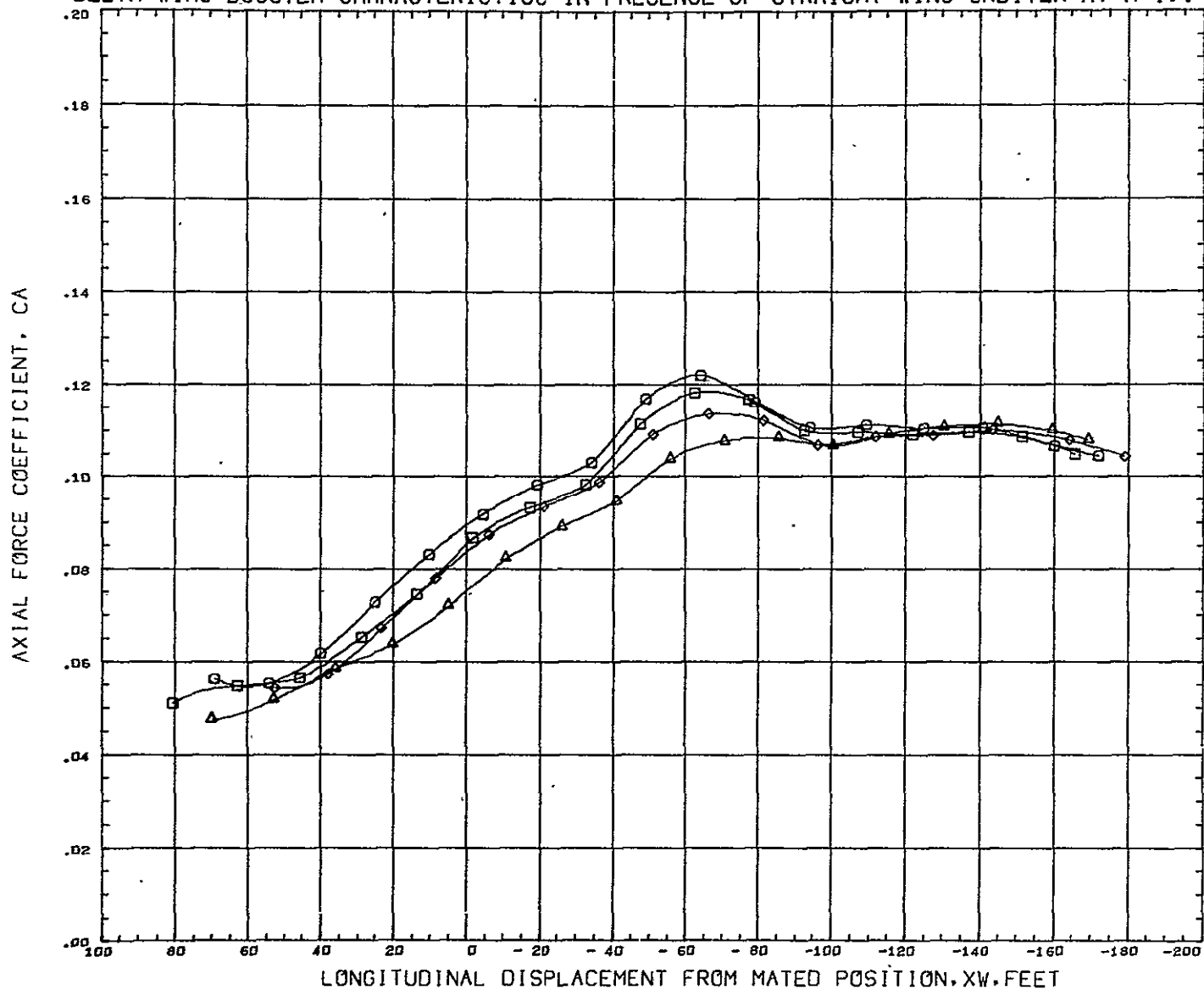
DELTA-WING BOOSTER CHARACTERISTICS IN PRESENCE OF STRAIGHT-WING ORBITER AT M=1.1



SYMBOL	GAP Z	PARAMETRIC VALUES	REFERENCE INFORMATION
□	4.380	ALPHA0 5.000 ALPHAB 5.000	REFS. 12.6740 SQ IN
◇	13.380	MACH 1.100 BETA 0.000	REFL 10.0380 IN
◊	29.380	ELEVON 0.000	REFB 1.4700 IN
△	54.380		XHRP 6.4000 IN
			YHRP 0.0000 IN
			ZHRP 0.8610 IN
			SCALE 0.0035

DATA HIST. CODE MV

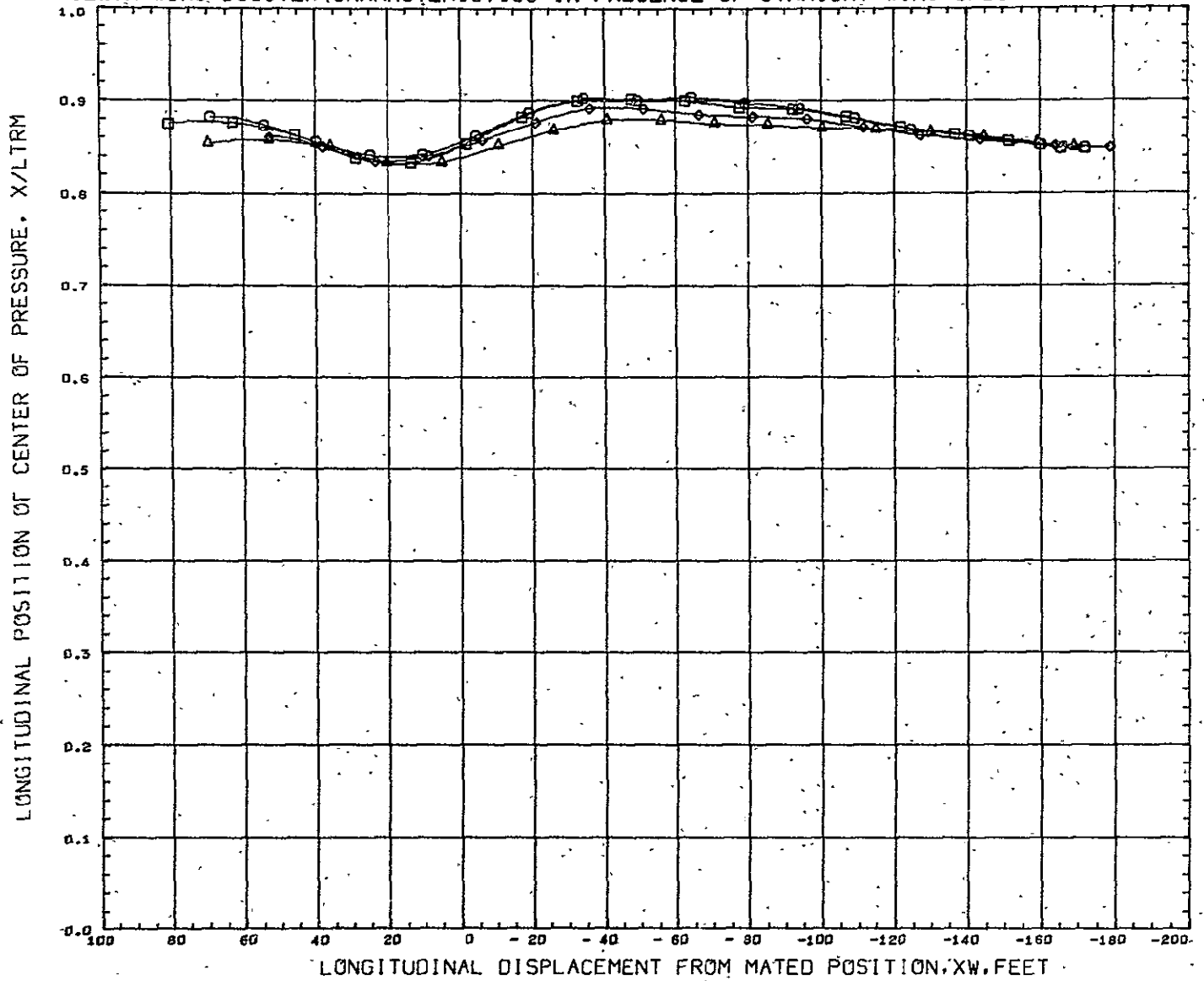
DELTA-WING BOOSTER CHARACTERISTICS IN PRESENCE OF STRAIGHT-WING ORBITER AT M=1.1



SYMBOL	GAP Z	PARAMETRIC VALUES				REFERENCE INFORMATION	
○	4.380	ALPHA0	5.000	ALPHAB	5.000	REFS	12.6740 SQ IN
□	13.380	MACH	1.100	BETA	0.000	REFL	10.0380 IN
◇	29.380	ELEVON	0.000			REFB	1.4700 IN
△	54.380					XMRP	6.4000 IN
						YMRP	0.0000 IN
						ZMRP	0.8610 IN
						SCALE	0.0035

DATA HIST. CODE MV

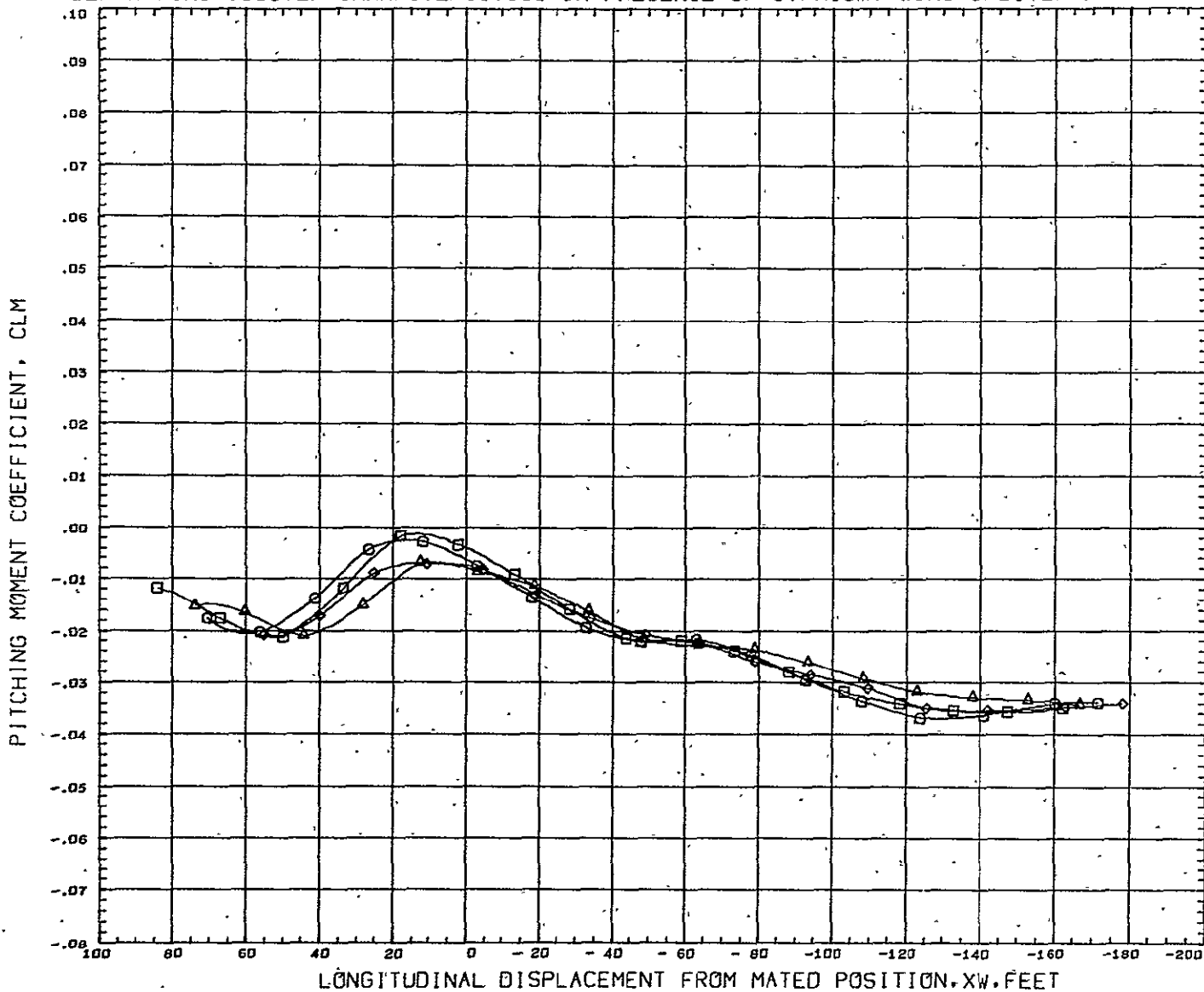
DELTA-WING BOOSTER CHARACTERISTICS IN PRESENCE OF STRAIGHT-WING ORBITER AT M=1.1



SYMBOL	GAP Z	PARAMETRIC VALUES				REFERENCE INFORMATION				
		ALPHA0	ALPHAB	BETA	REFS	REFL	REFB	YMRP	ZMRP	SCALE
□	4.380	5.000	5.000	0.000	12.6740	10.0380	1.4700	0.4000	0.0000	0.0035
◇	13.380	1.100								
◊	29.380	0.000								
△	54.380									

DATA HIST. CODE MV

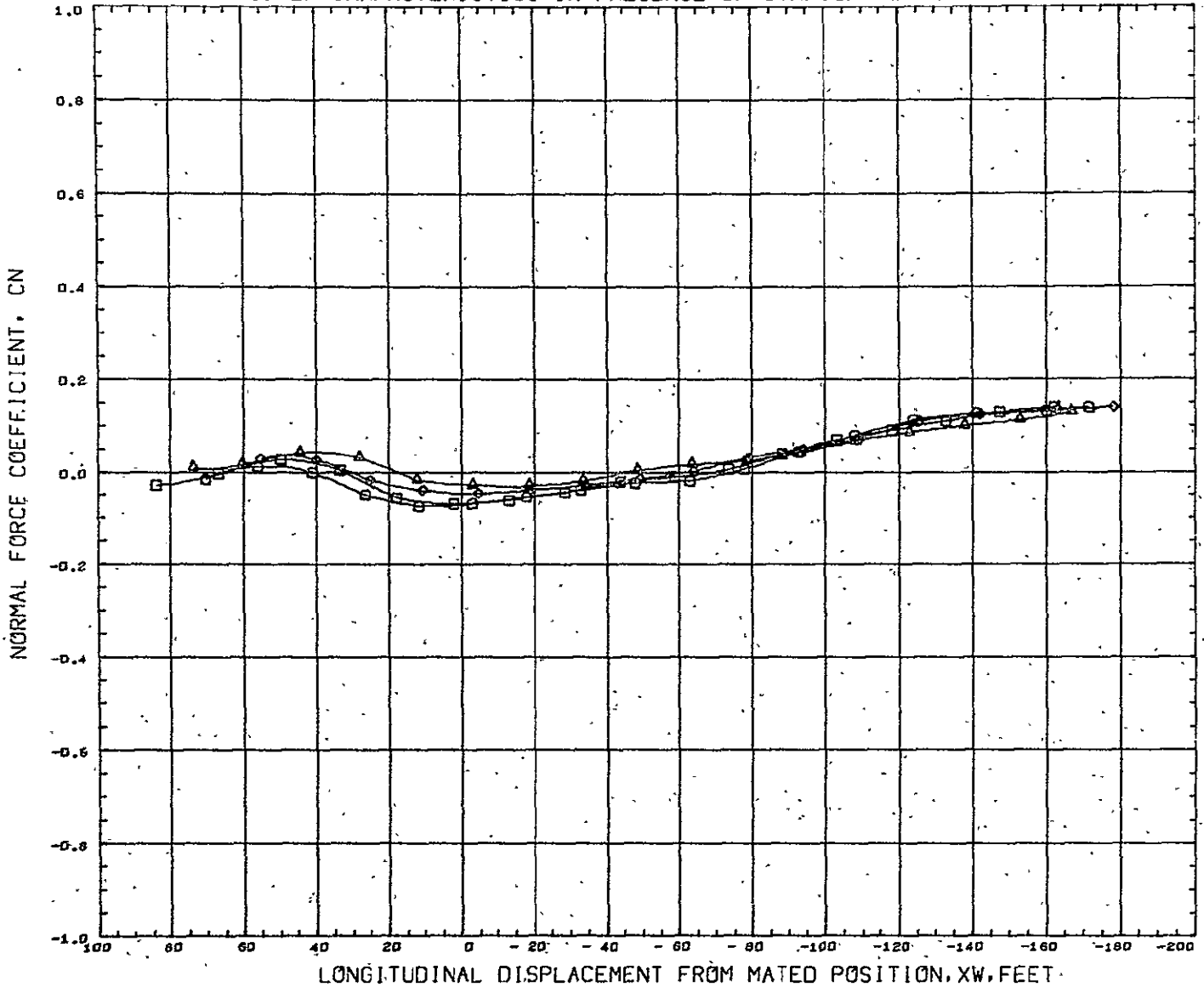
DELTA-WING BOOSTER CHARACTERISTICS IN PRESENCE OF STRAIGHT-WING ORBITER AT M=1.1



SYMBOL	GAF Z	PARAMETRIC VALUES				REFERENCE INFORMATION		
		ALPHA0	ALPHAB	BETA	REFS	REFL	REFB	
○	4.380	5.000	0.000	0.000	12.6740	10.0380	1.4700	
□	13.380	1.100	0.000	0.000	6.4000	0.0000	0.8610	
◇	29.380	0.000			0.0035			
△	54.380							

DATA HIST. CODE HV

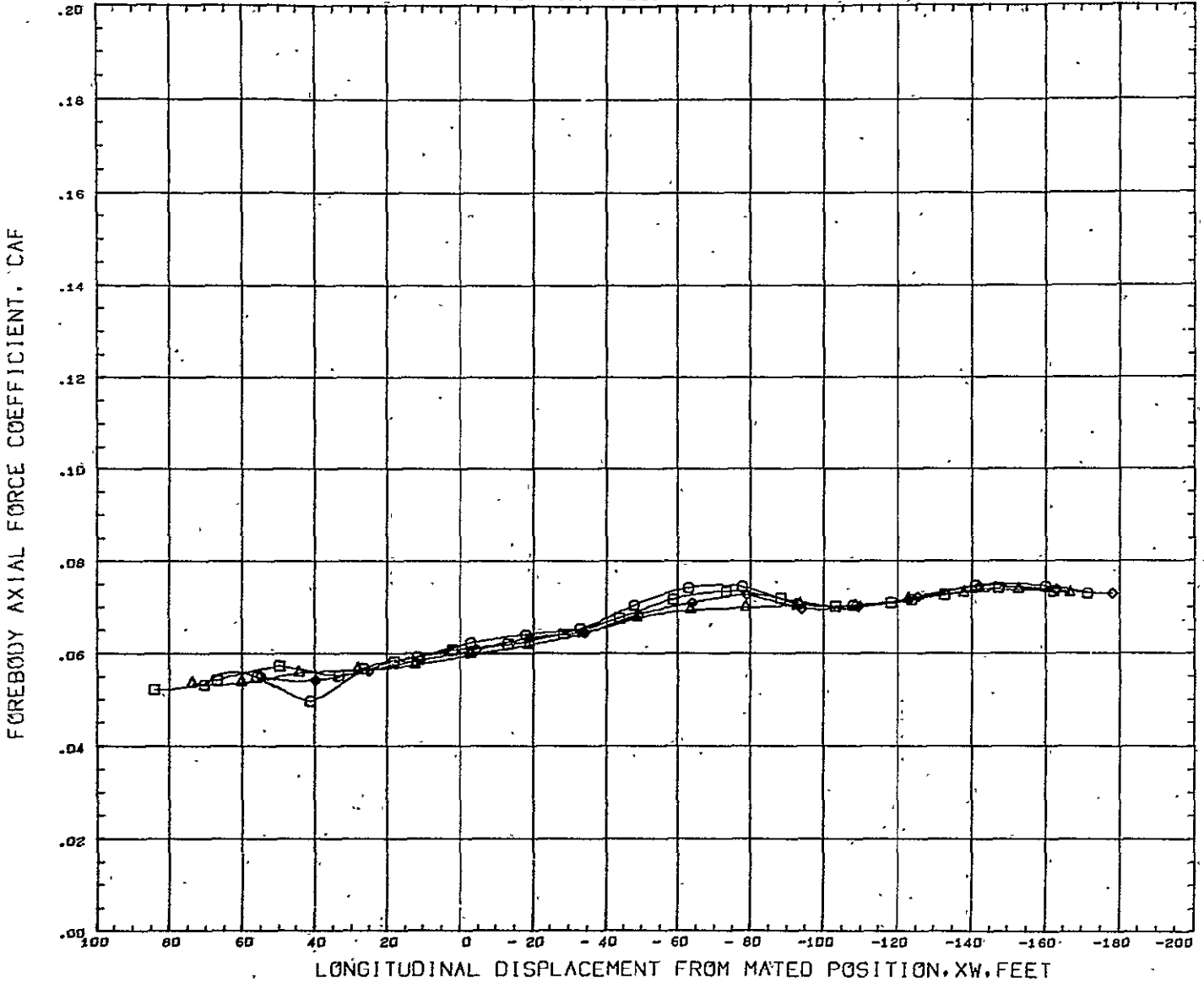
DELTA-WING BOOSTER CHARACTERISTICS IN PRESENCE OF STRAIGHT-WING ORBITER AT M=1.1



SYMBOL	GAP Z	PARAMETRIC VALUES				REFERENCE INFORMATION		
□	4.380	ALPHA	5.000	ALPHAB	0.000	REFS	12.6740	SQ IN
◇	13.380	MACH	1.100	BETA	0.000	REFL	10.0380	IN
◇	29.380	ELEVON	0.000			REFB	1.4700	IN
△	54.380					XMRP	6.4000	IN
						YMRP	0.0000	IN
						ZMRP	0.8610	IN
						SCALE	0.0035	

DATA HIST. CODE MV

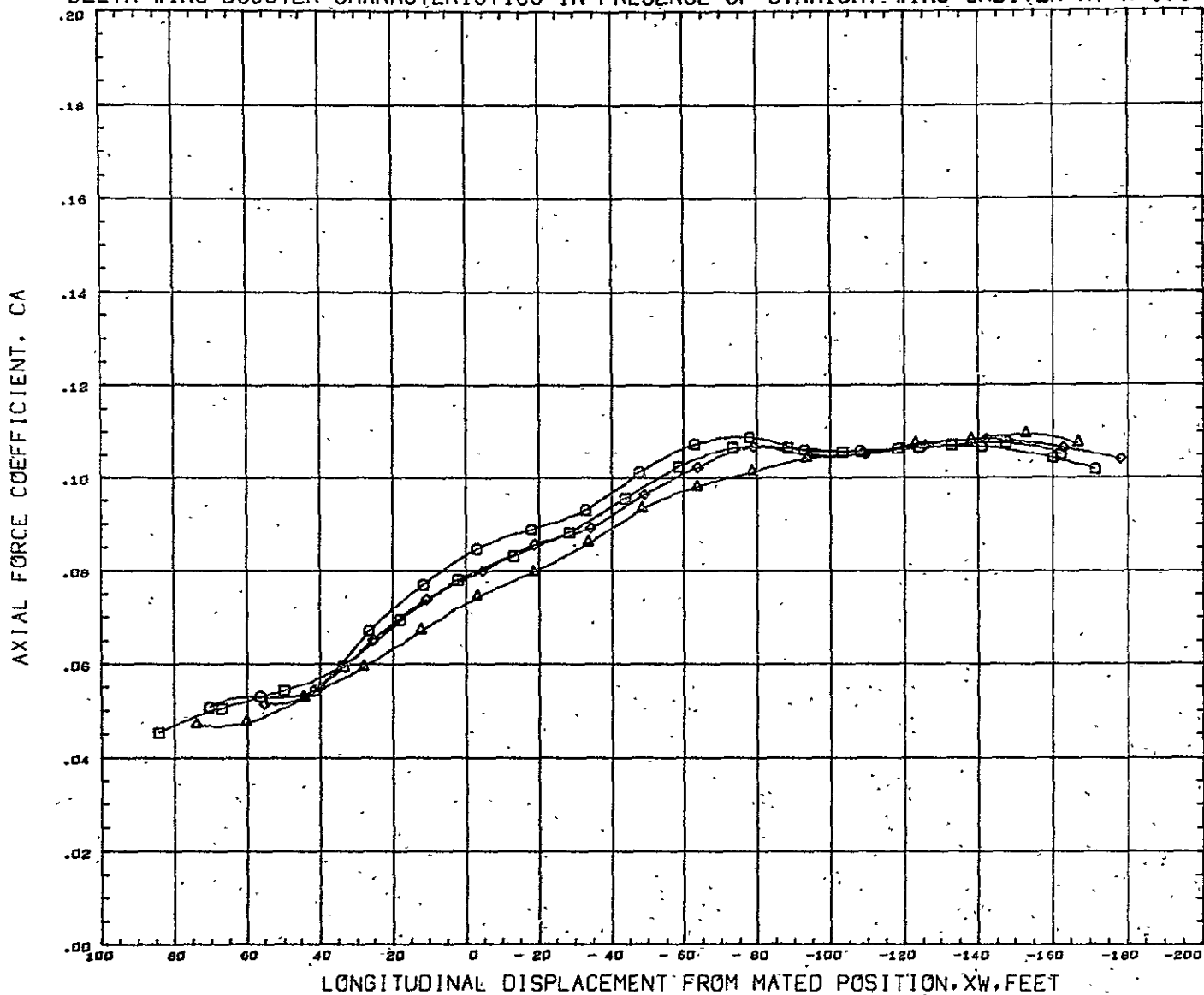
DELTA-WING BOOSTER CHARACTERISTICS IN PRESENCE OF STRAIGHT-WING ORBITER AT M=1.1



SYMBOL	GAP Z	PARAMETRIC VALUES				REFERENCE INFORMATION		
		ALPHA0	ALPHA0	ALPHA0	ALPHA0	REFS	REFL	REFB
□	4.380	5.000	1.100	0.000	12.6740	10.0380	1.4700	SQ IN
◇	13.380	5.000	1.100	0.000	12.6740	10.0380	1.4700	IN
◇	29.380	5.000	1.100	0.000	12.6740	10.0380	1.4700	IN
△	54.380	5.000	1.100	0.000	12.6740	10.0380	1.4700	IN
					6.4000	0.0000	0.8610	IN
					0.0035			IN

DATA HIST. CODE MV

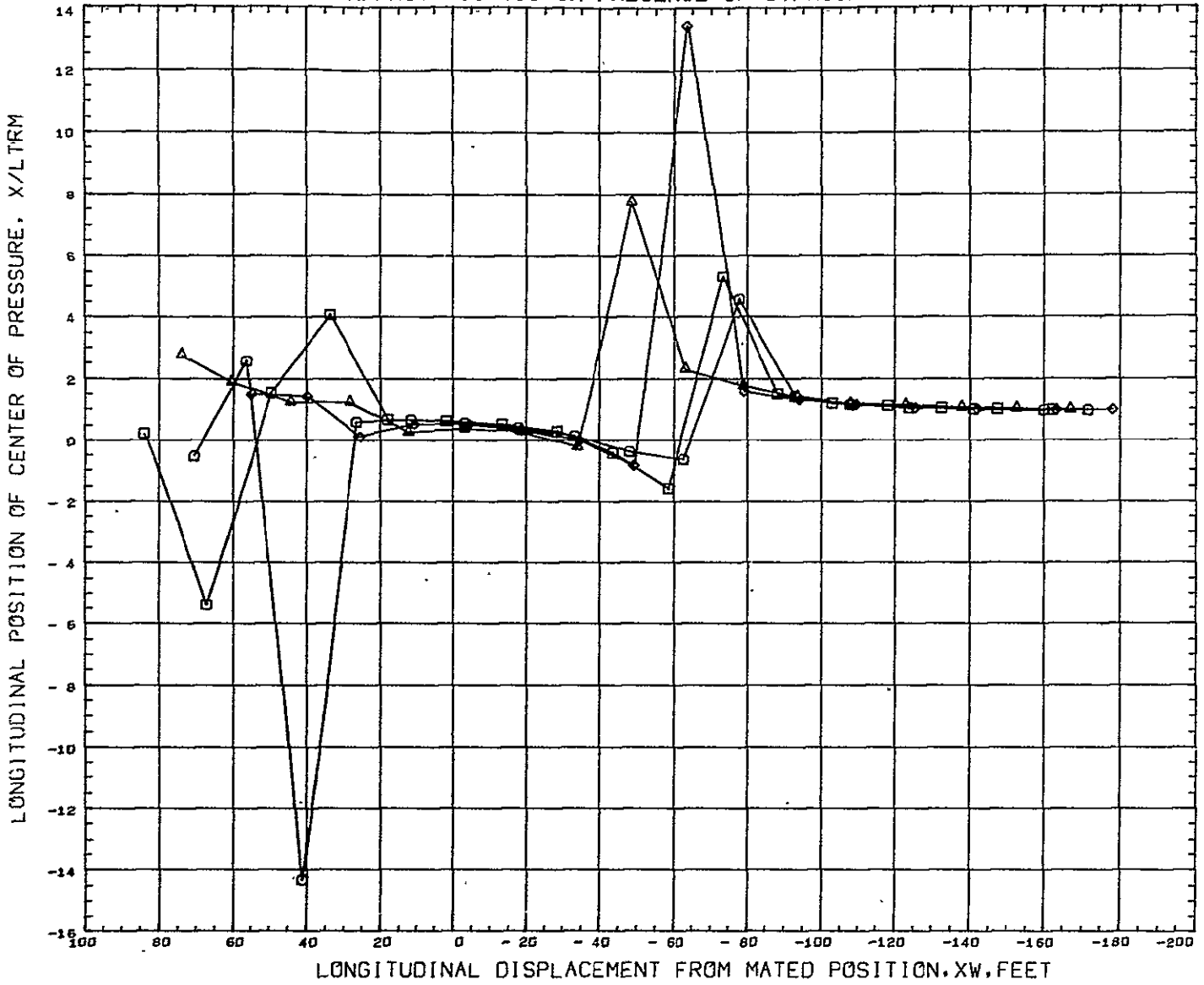
DELTA-WING BOOSTER CHARACTERISTICS IN PRESENCE OF STRAIGHT-WING ORBITER AT M=1.1



SYMBOL	GAP Z	PARAMETRIC VALUES				REFERENCE INFORMATION	
		ALPHA0	HACH	ALPHAB	BETA	REFS	Sq IN
□	4.380	5.000	1.100	0.000	12.6740	IN	
◇	13.380	5.000	1.100	0.000	10.0380	IN	
◊	29.380	5.000	1.100	0.000	1.4700	IN	
△	54.380	5.000	1.100	0.000	0.4000	IN	
					0.0000	IN	
					0.8610	IN	
					0.0035	IN	

DATA HIST. CODE HV

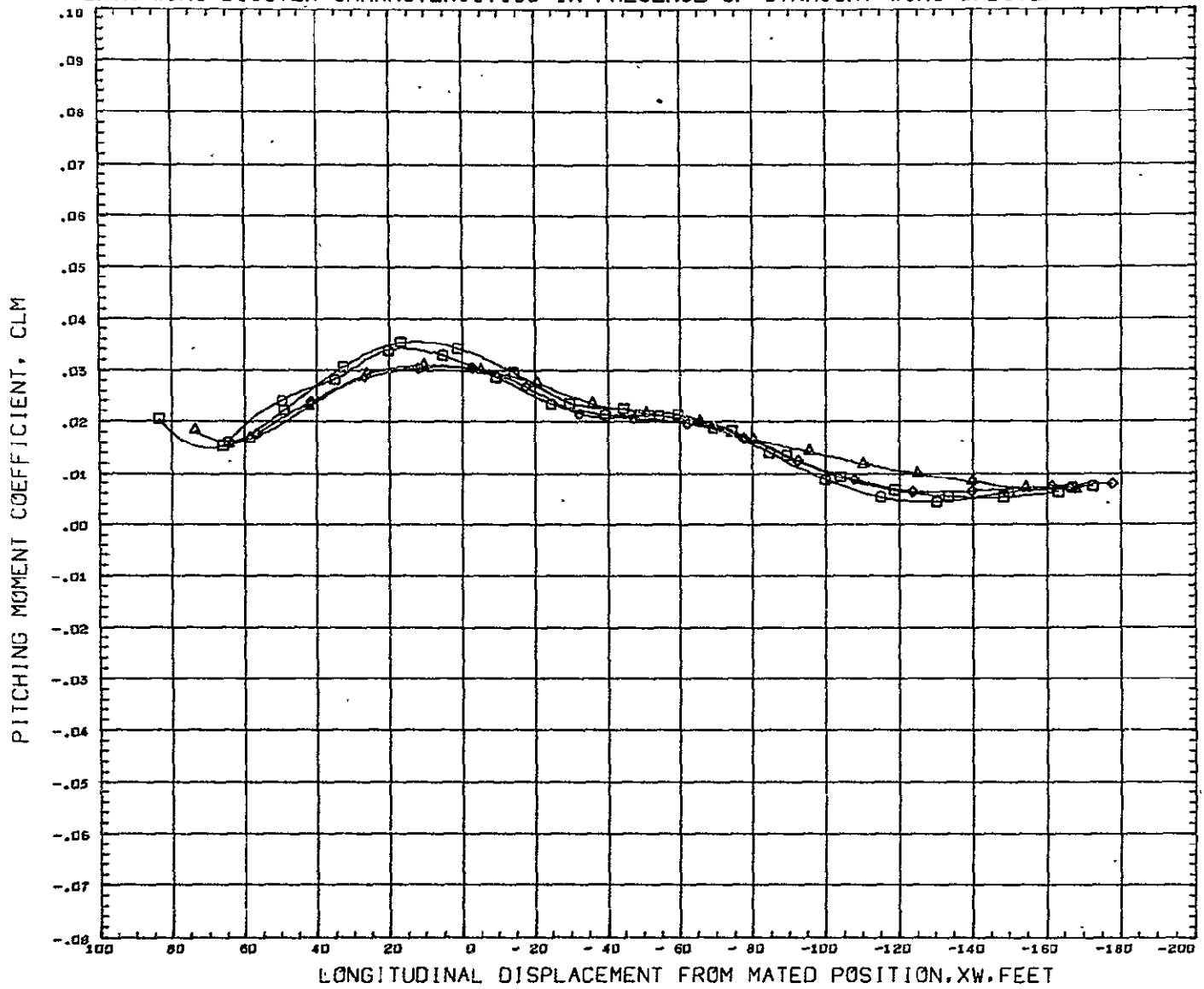
DELTA-WING BOOSTER CHARACTERISTICS IN PRESENCE OF STRAIGHT-WING ORBITER AT M=1.1



SYMBOL	GAP Z	PARAMETRIC VALUES				REFERENCE INFORMATION					
		ALPHA0	ALPHAB	BETA	REFS	REFL	REFB	XMRP	YMRP	ZMRP	SCALE
□	4.380	5.000	0.000	0.000	12.6740	10.0380	1.4700	6.4000	0.0000	0.8610	0.0035
◇	13.380	1.100	0.000	0.000							
△	29.380	0.000									
	54.380										

DATA HIST. CODE HV

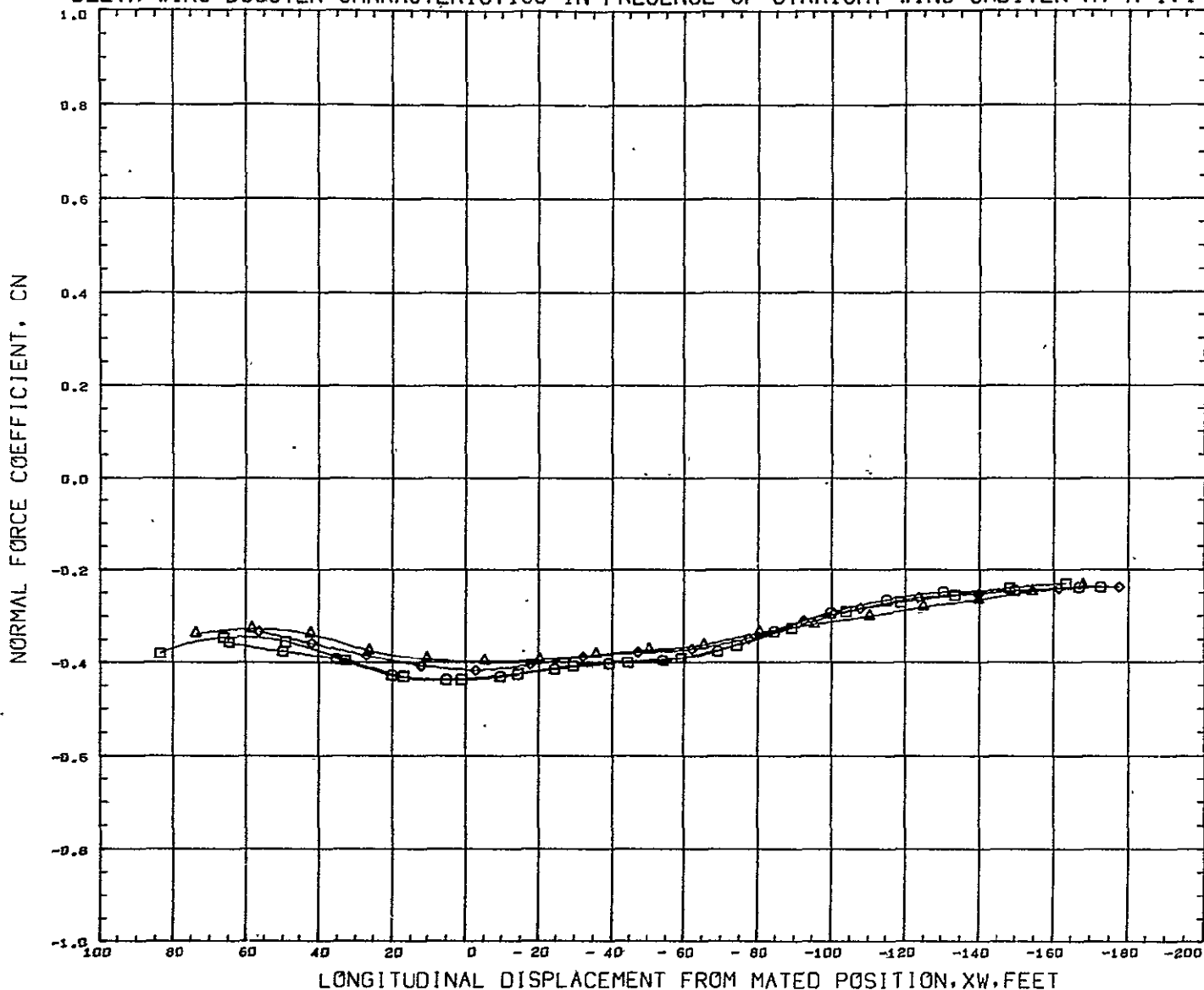
DELTA-WING BOOSTER CHARACTERISTICS IN PRESENCE OF STRAIGHT-WING ORBITER AT M=1.1



SYMBOL	GAP Z	PARAMETRIC VALUES				REFERENCE INFORMATION		
○	4.380	ALPHA0	5.000	ALPHA8	- 5.000	REFS	12.6740	SQ IN
□	13.380	MACH	1.100	BETA	0.000	REFL	10.0380	IN
◇	29.380	ELEVON	0.000			REFB	1.4700	IN
△	54.380					XMRP	6.4000	IN
						YMRP	0.0000	IN
						ZMRP	0.8610	IN
						SCALE	0.0035	

DATA HIST. CODE HV

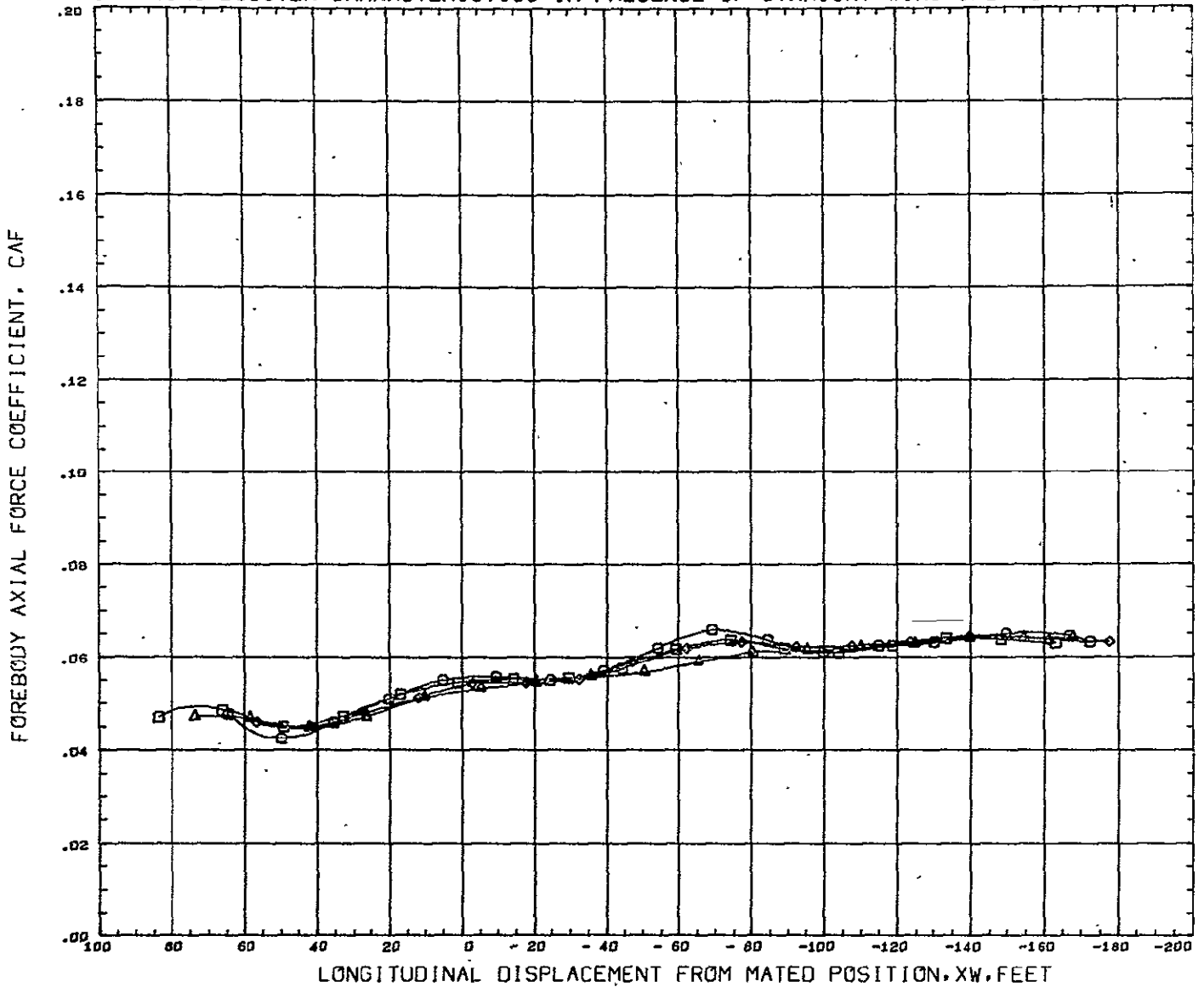
DELTA-WING BOOSTER CHARACTERISTICS IN PRESENCE OF STRAIGHT-WING ORBITER AT M=1.1



SYMBOL	GAF Z	PARAMETRIC VALUES				REFERENCE INFORMATION		
○	4.380	ALPHA0	5.000	ALPHA8	- 5.000	REFS	12.6740	SQ IN
□	13.380	MACH	1.100	BETA	0.000	REFL	10.0380	IN
◇	29.380	ELEVON	0.000			REFB	1.4700	IN
△	54.380					XMRP	6.4000	IN
						YMRP	0.0000	IN
						ZMRP	0.8610	IN
						SCALE	0.0035	

DATA HIST. CODE MV

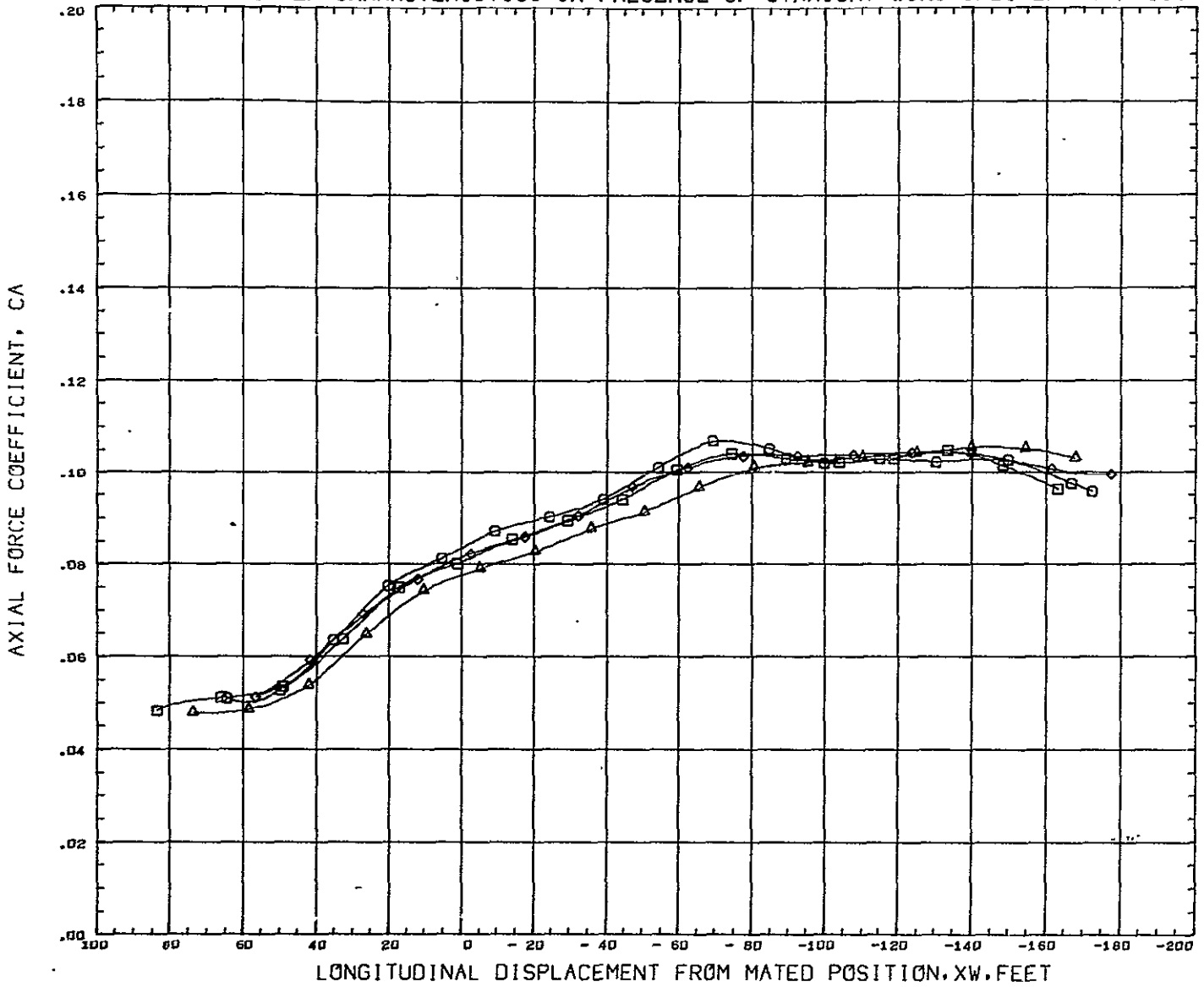
DELTA-WING BOOSTER CHARACTERISTICS IN PRESENCE OF STRAIGHT-WING ORBITER AT M=1.1



SYMBOL	GAP Z	PARAMETRIC VALUES				REFERENCE INFORMATION		
		ALPHA0	ALPHA0	ALPHAB	BETA	REFS	REFL	SQ IN.
○	4.380	5.000	5.000	-	5.000	12.6740		
□	13.380	5.000	5.000	-	5.000	10.0380	IN	
◇	29.380	5.000	5.000	-	5.000	1.4700	IN	
△	54.380	5.000	5.000	-	5.000	6.4000	IN	
						YMRP	0.0000	IN
						ZMRP	0.8610	IN
						SCALE	0.0035	IN

DATA HIST. CODE HV

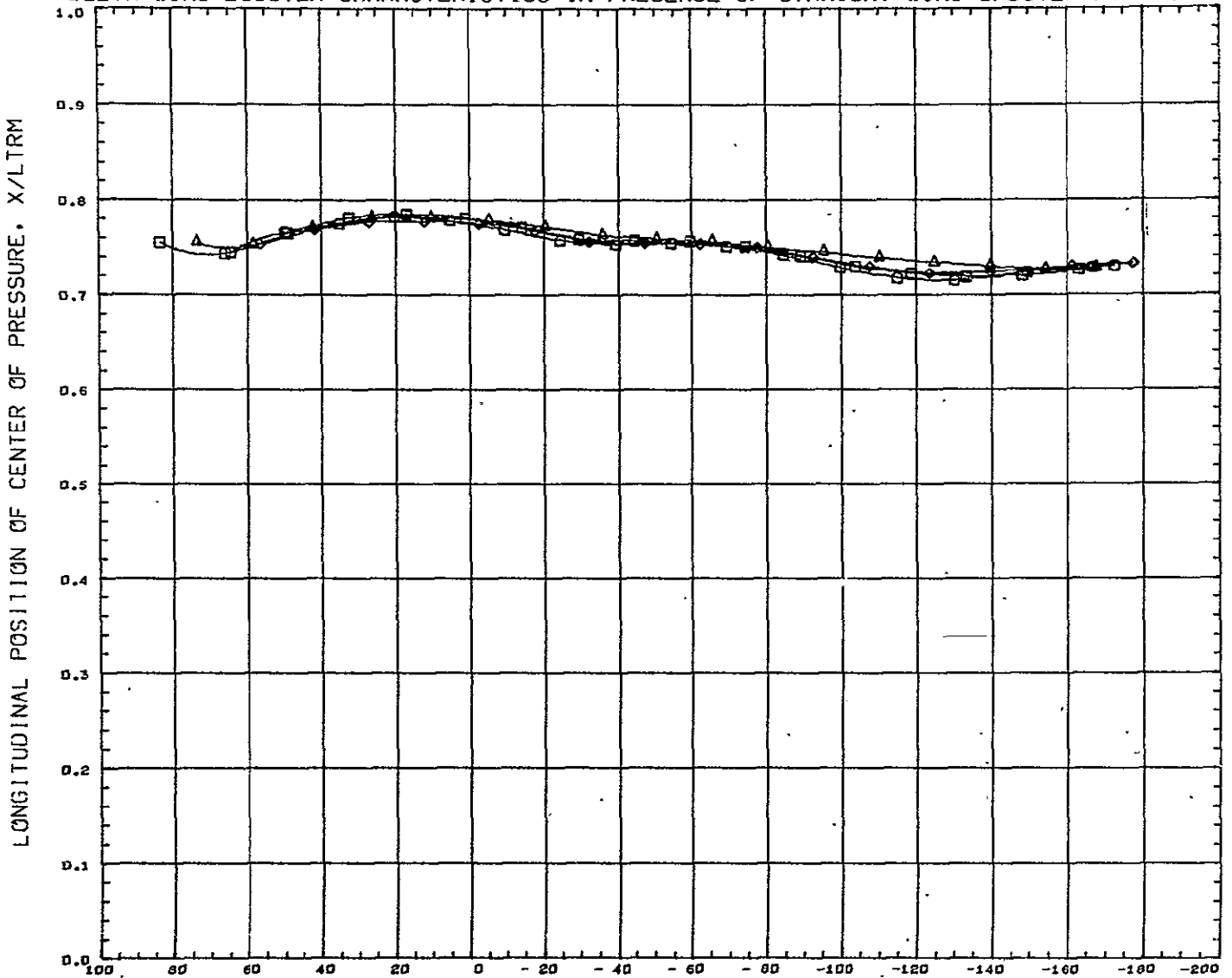
DELTA-WING BOOSTER CHARACTERISTICS IN PRESENCE OF STRAIGHT-WING ORBITER AT M=1.1



SYMBOL	GAP Z	PARAMETRIC VALUES			REFERENCE INFORMATION		
		ALPHA0	ALPHA1	ALPHA2	REFS	REFL	SQ IN
○	4.380	5.000	5.000	-5.000	12.6740	10.0380	IN
□	13.380	MACH	1.100	BETA	1.4700	6.4000	IN
◇	29.380	ELEVON	0.000		0.0000	0.8610	IN
△	54.380				SCALE	0.0035	

DATA HIST. CODE MV

DELTA-WING BOOSTER CHARACTERISTICS IN PRESENCE OF STRAIGHT-WING ORBITER AT M=1.1

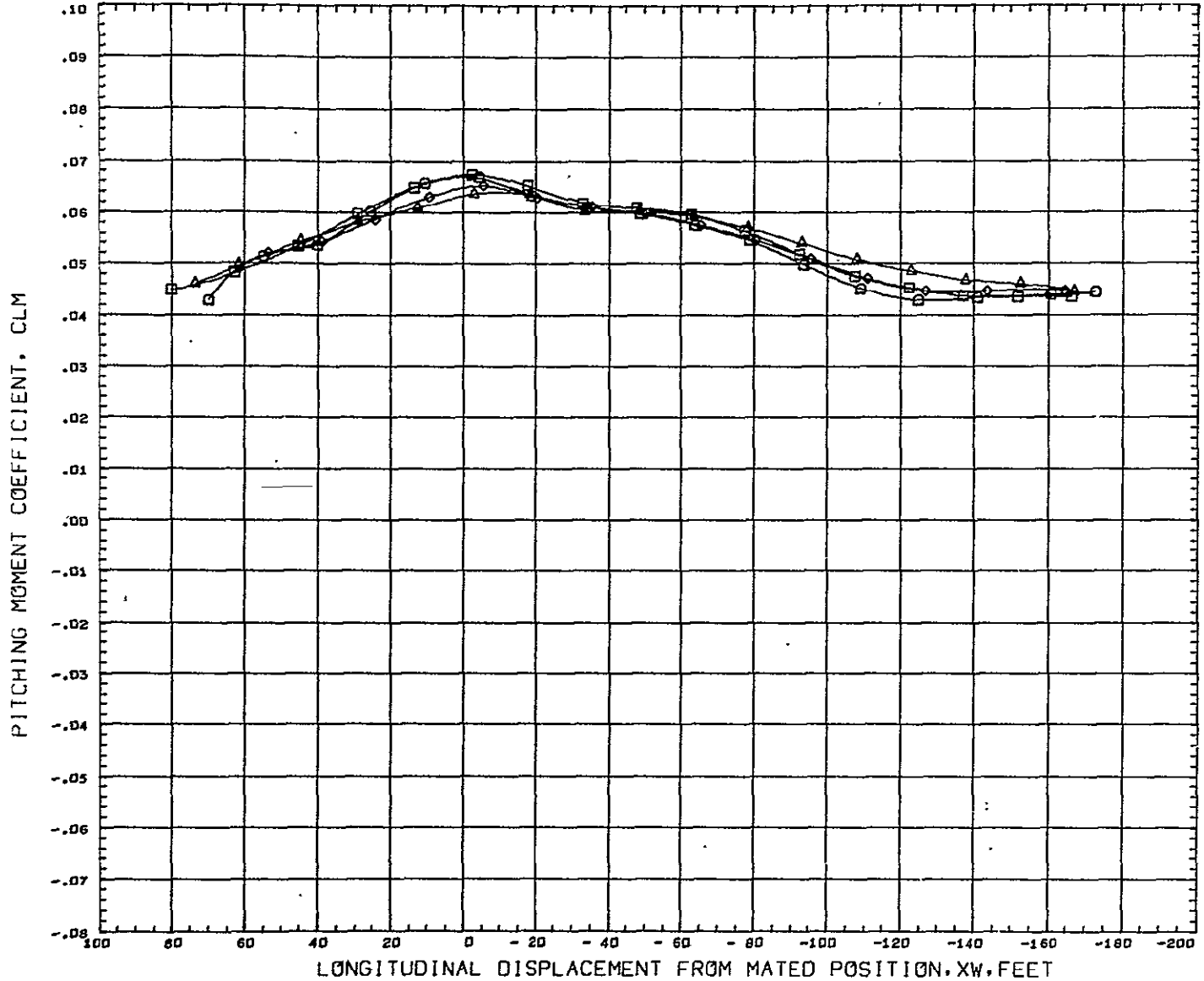


LONGITUDINAL DISPLACEMENT FROM MATED POSITION, XW, FEET

SYMBOL	GAP Z	PARAMETRIC VALUES				REFERENCE INFORMATION		
□	4.380	ALPHA0	5.000	ALPHAB	- 5.000	REFS	12.6740	SQ IN
◇	13.380	MACH	1.100	BETA	0.000	REFL	10.0380	IN
○	29.380	ELEVON	0.000			REFB	1.4700	IN
△	54.380					XMRP	6.4000	IN
						YMRF	0.0000	IN
						ZMRP	0.8610	IN
						SCALE	0.0035	

DATA HIST. CODE HV

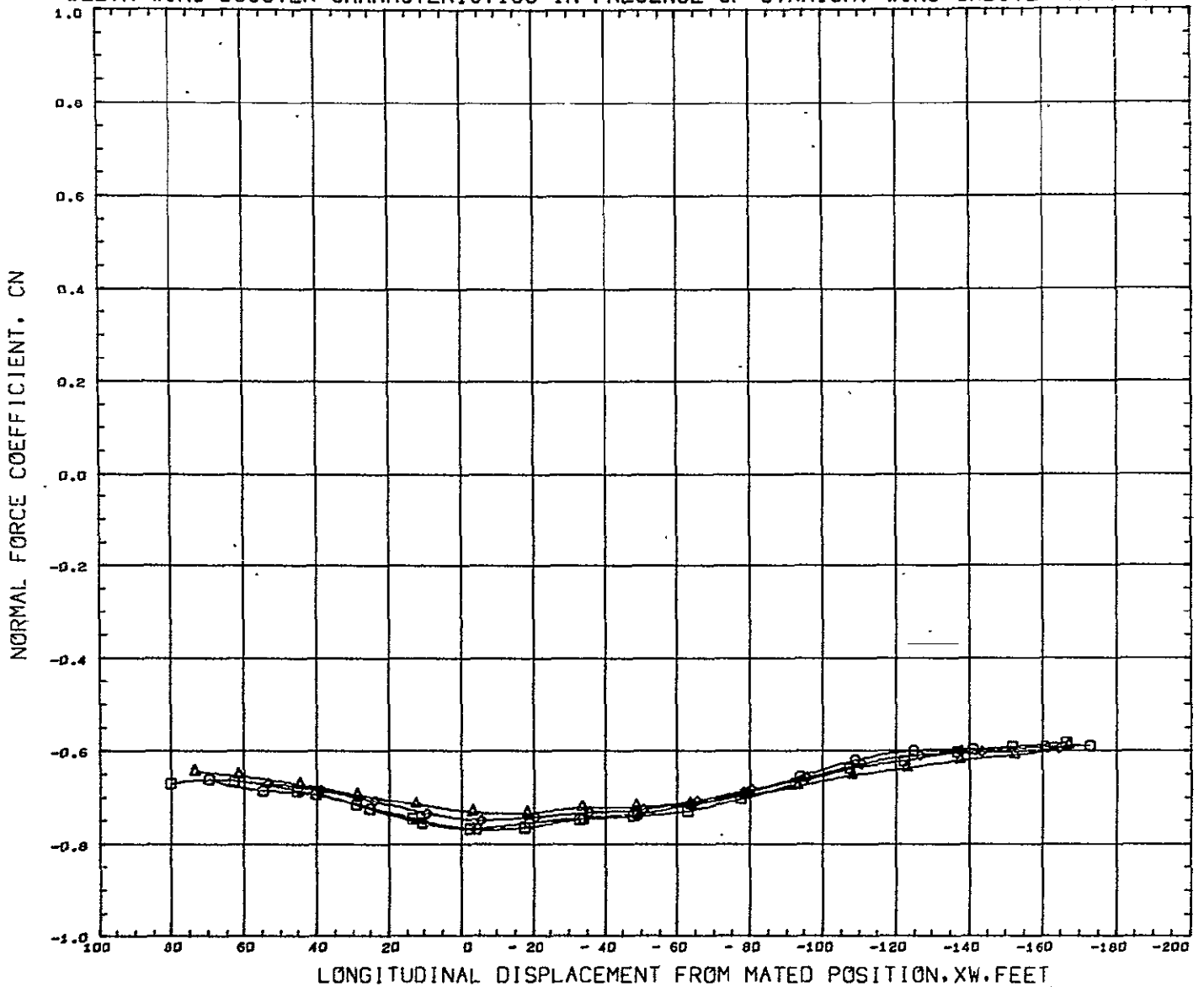
DELTA-WING BOOSTER CHARACTERISTICS IN PRESENCE OF STRAIGHT-WING ORBITER AT M=1.1



SYMBOL	CAP Z	PARAMETRIC VALUES				REFERENCE INFORMATION		
○	4.380	ALPHA0	5.000	ALPHAB	-10.000	REFS	12.6740	SQ IN
□	13.380	MACH	1.100	BETA	0.000	REFL	10.0380	IN
◇	29.380	ELEVON	0.000			REFB	1.4700	IN
△	54.380					XHRP	6.4000	IN
						YHRP	0.0000	IN
						ZHRP	0.8610	IN
						SCALE	0.0035	

DATA HIST. CODE HVH#AMHV

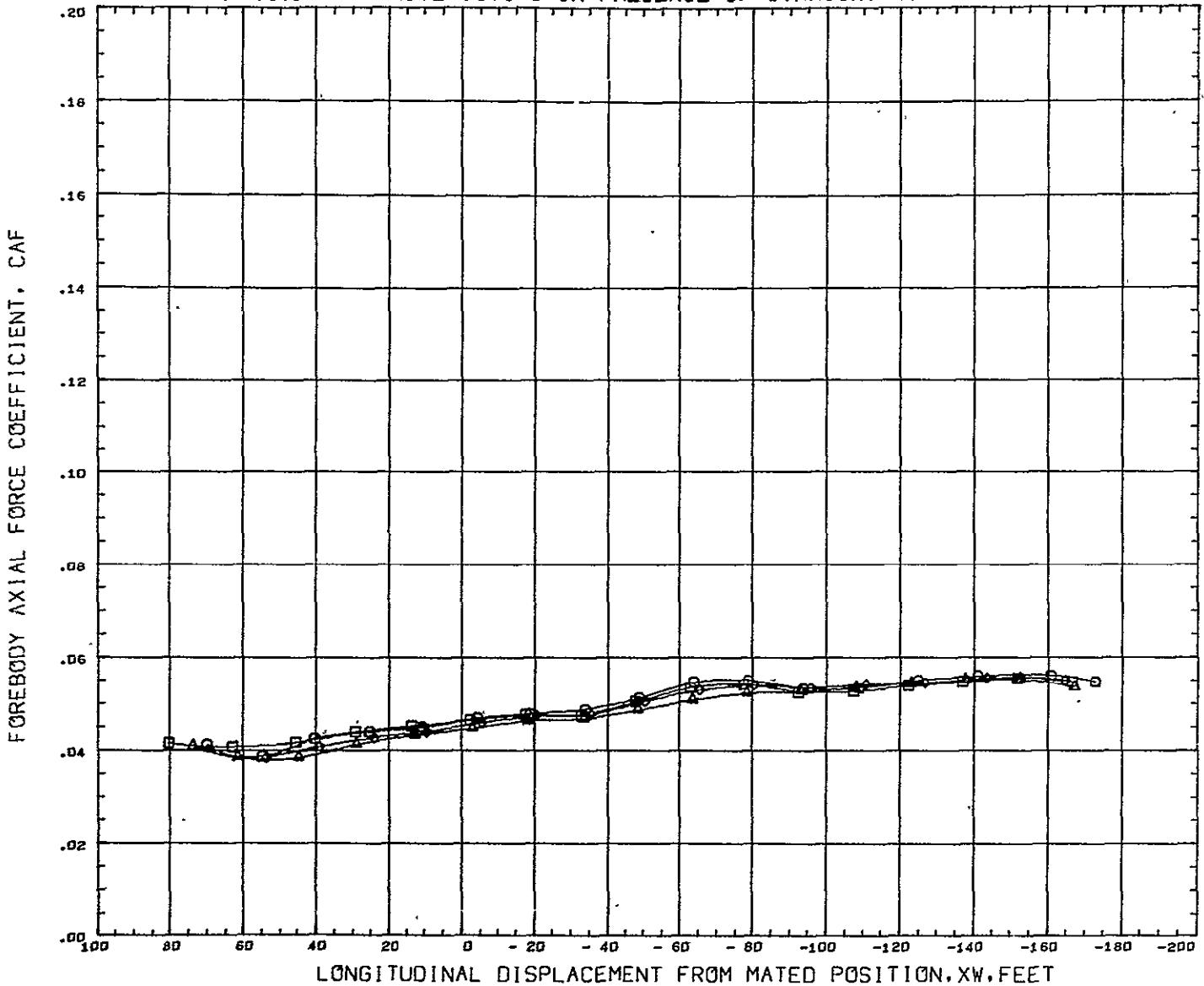
DELTA-WING BOOSTER CHARACTERISTICS IN PRESENCE OF STRAIGHT-WING ORBITER AT M=1.1



SYMBOL	GAP Z	PARAMETRIC VALUES	REFERENCE INFORMATION
○	4.380	ALPHA0 5.000 ALPHAB -10.000	REFS 12.6740 SQ IN
□	13.380	MACH 1.100 BETA 0.000	REFL 10.0380 IN
◇	29.380	ELEVON 0.000	REFB 1.4700 IN
△	54.380		XMRP 6.4000 IN
			YMRP 0.0000 IN
			ZMRP 0.8610 IN
			SCALE 0.0035

DATA HIST. CODE NVH#AHMV

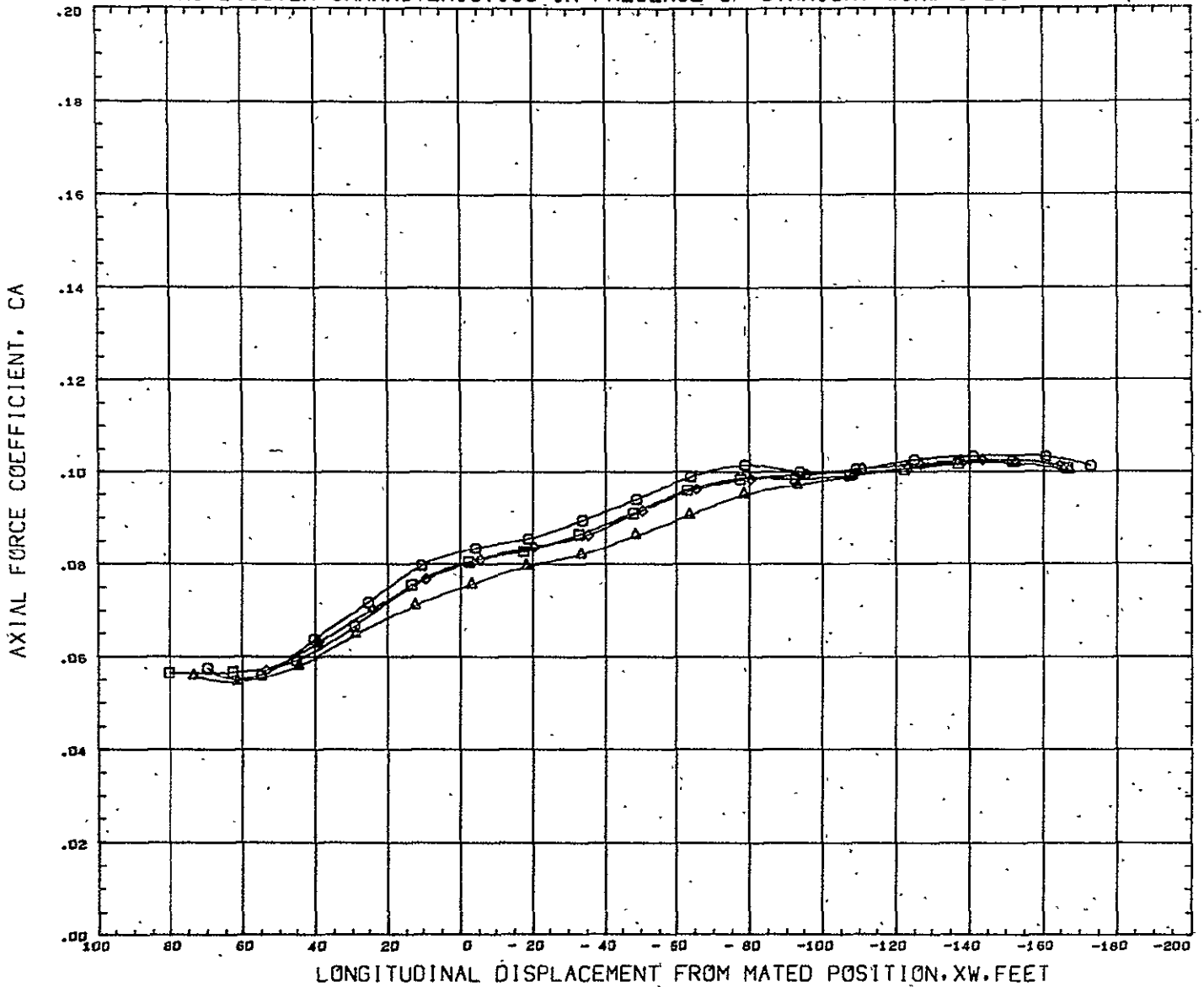
DELTA-WING BOOSTER CHARACTERISTICS IN PRESENCE OF STRAIGHT-WING ORBITER AT M=1.1



SYMBOL	GAP Z	PARAMETRIC VALUES				REFERENCE INFORMATION		
		ALPHA0	ALPHA8	BETA	REFS	REFL	REFB	
□	4.380	5.000	-10.000	0.000	12.6740	10.0380	1.4700	
◇	13.380	5.000	-10.000	0.000	6.4000	0.0000	0.8610	
○	29.380	5.000	-10.000	0.000	0.0000	0.0000	0.0035	
△	54.380	5.000	-10.000	0.000				

DATA HIST. CODE HVH#AHV

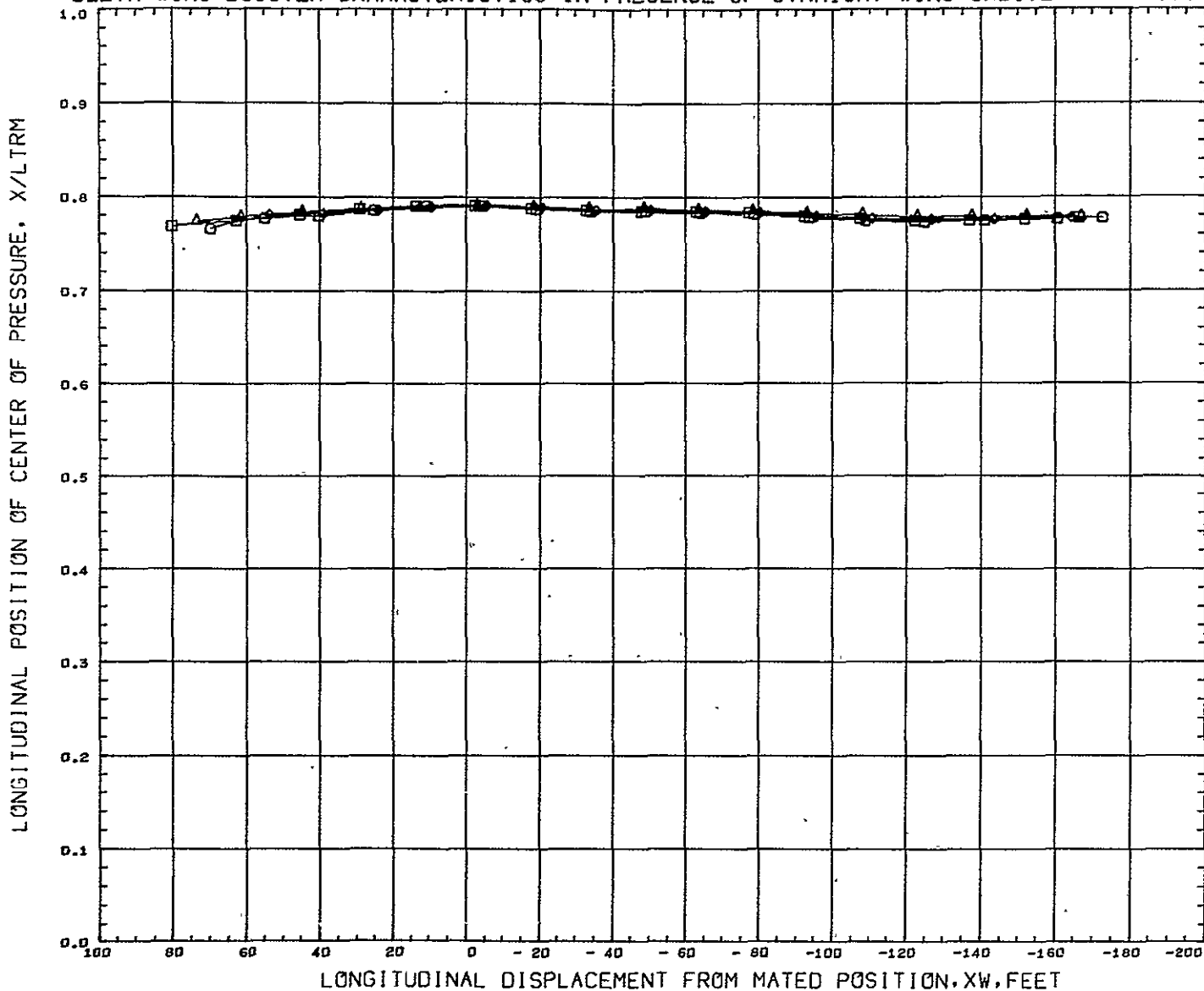
DELTA-WING BOOSTER CHARACTERISTICS IN PRESENCE OF STRAIGHT-WING ORBITER AT M=1.1



SYMBOL	GAP Z	PARAMETRIC VALUES				REFERENCE INFORMATION		
○	4.380	ALPHA0	5.000	ALPHAB	-10.000	REFS	12.6740	SG I
□	13.380	HACH	1.100	BETA	0.000	REFL	10.0380	IN
◇	29.380	ELEVON	0.000			REFB	1.4700	IN
△	54.380					XMRP	6.4000	IN
						YMRP	0.0000	IN
						ZMRP	0.8610	IN
						SCALE	0.0035	

DATA HIST. CODE MVM#AMHV

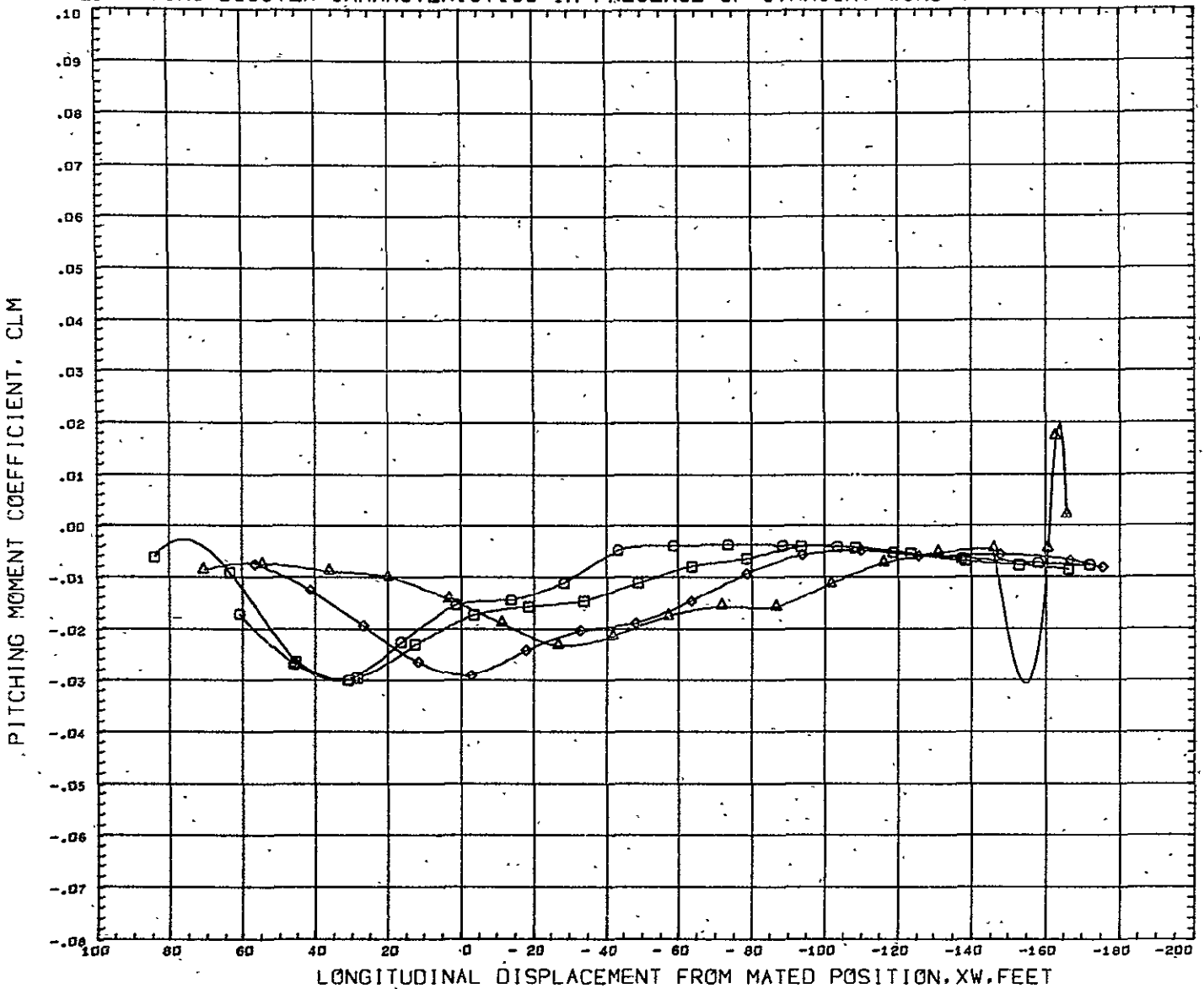
DELTA-WING BOOSTER CHARACTERISTICS IN PRESENCE OF STRAIGHT-WING ORBITER AT M=1.1



SYMBOL	GAP Z	PARAMETRIC VALUES				REFERENCE INFORMATION		
		ALPHA0	ALPHA1	ALPHA2	BETA	REFS	REFL	REFB
○	4.380	5.000	-10.000			12.6740	90 IN	
□	13.380	1.100	0.000			10.0380	IN	
◇	29.380	0.000				1.4700	IN	
△	54.380					6.4000	IN	
						0.0000	IN	
						0.8610	IN	
						0.0035		

DATA HIST. CODE HVM#AHV

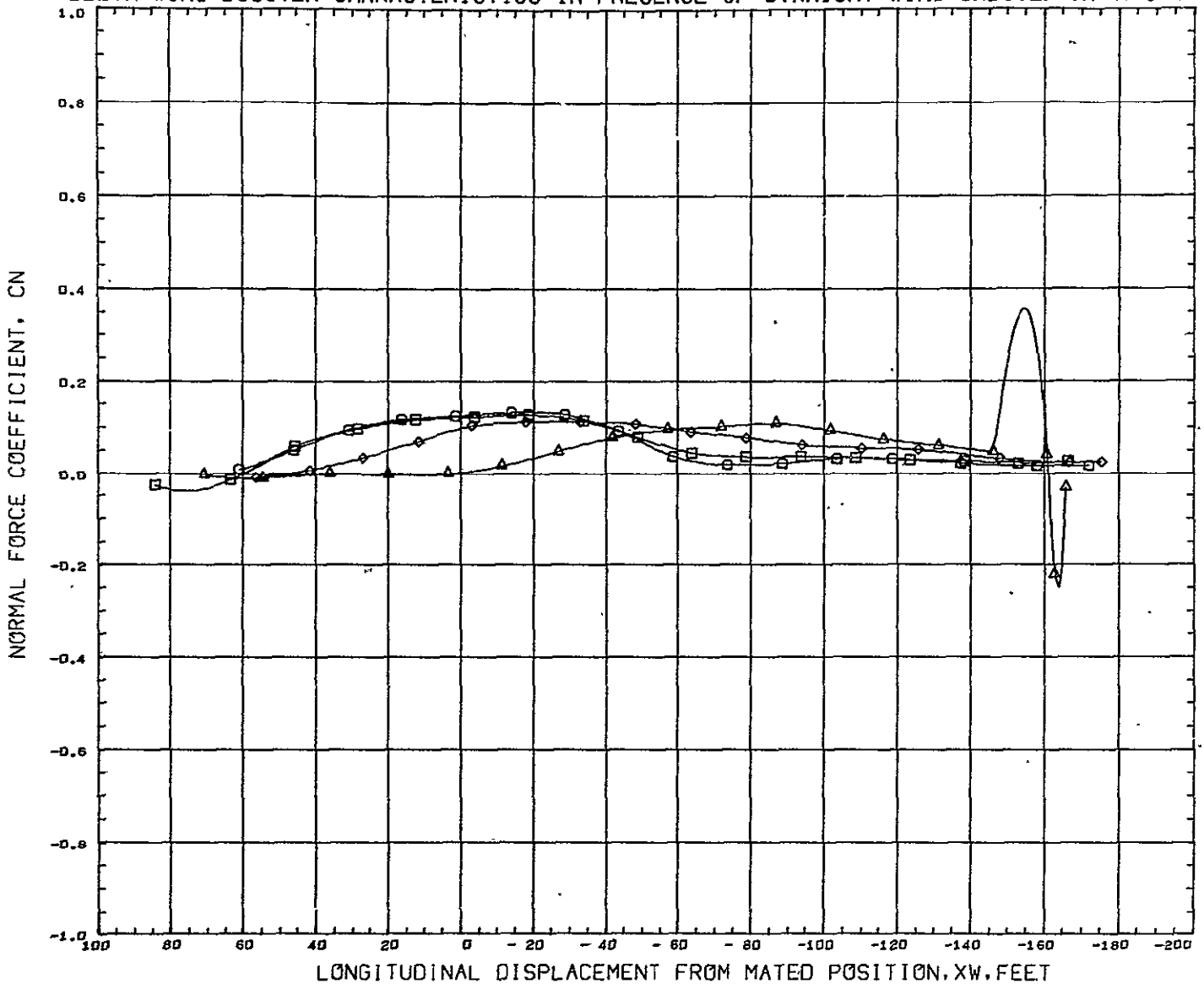
DELTA-WING BOOSTER CHARACTERISTICS IN PRESENCE OF STRAIGHT-WING ORBITER AT M=1.6



SYMBOL	GAP Z	PARAMETRIC VALUES				REFERENCE INFORMATION		
		ALPHA0	ALPHA8	BETA	REFS	REFL	SQ IN	
□	4.380	0.000	0.000	0.000	12.6740	10.0380	IN	
◇	13.380	1.600	0.000	0.000	REFB	6.4000	IN	
◊	29.380	0.000			XMRP	0.0000	IN	
△	54.380				YMRP	0.8610	IN	
					ZMRP	0.0035	IN	
					SCALE			

DATA HIST. CODE #EVMHV

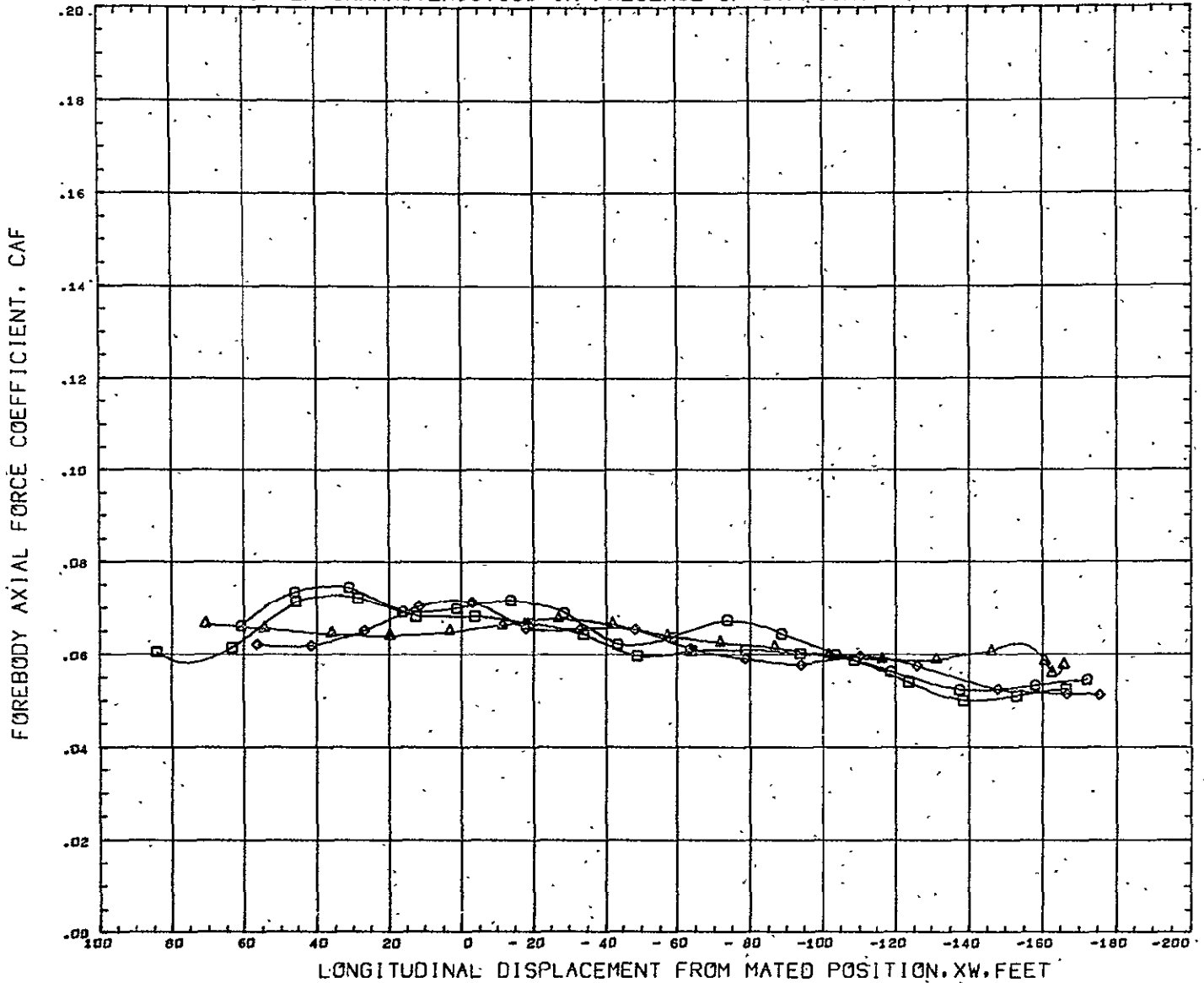
DELTA-WING BOOSTER CHARACTERISTICS IN PRESENCE OF STRAIGHT-WING ORBITER AT M=1.6



SYMBOL	GAP Z	PARAMETRIC VALUES				REFERENCE INFORMATION		
		ALPHA0	ALPHAB	BETA	REFS	REFL	REFB	SCALE
□	4.380	0.000	0.000	0.000	12.6740	10.0380	1.4700	0.0035
◇	13.380	1.600	0.000	0.000				
○	29.380	0.000						
△	54.380							

DATA HIST. CODE #EVHHV

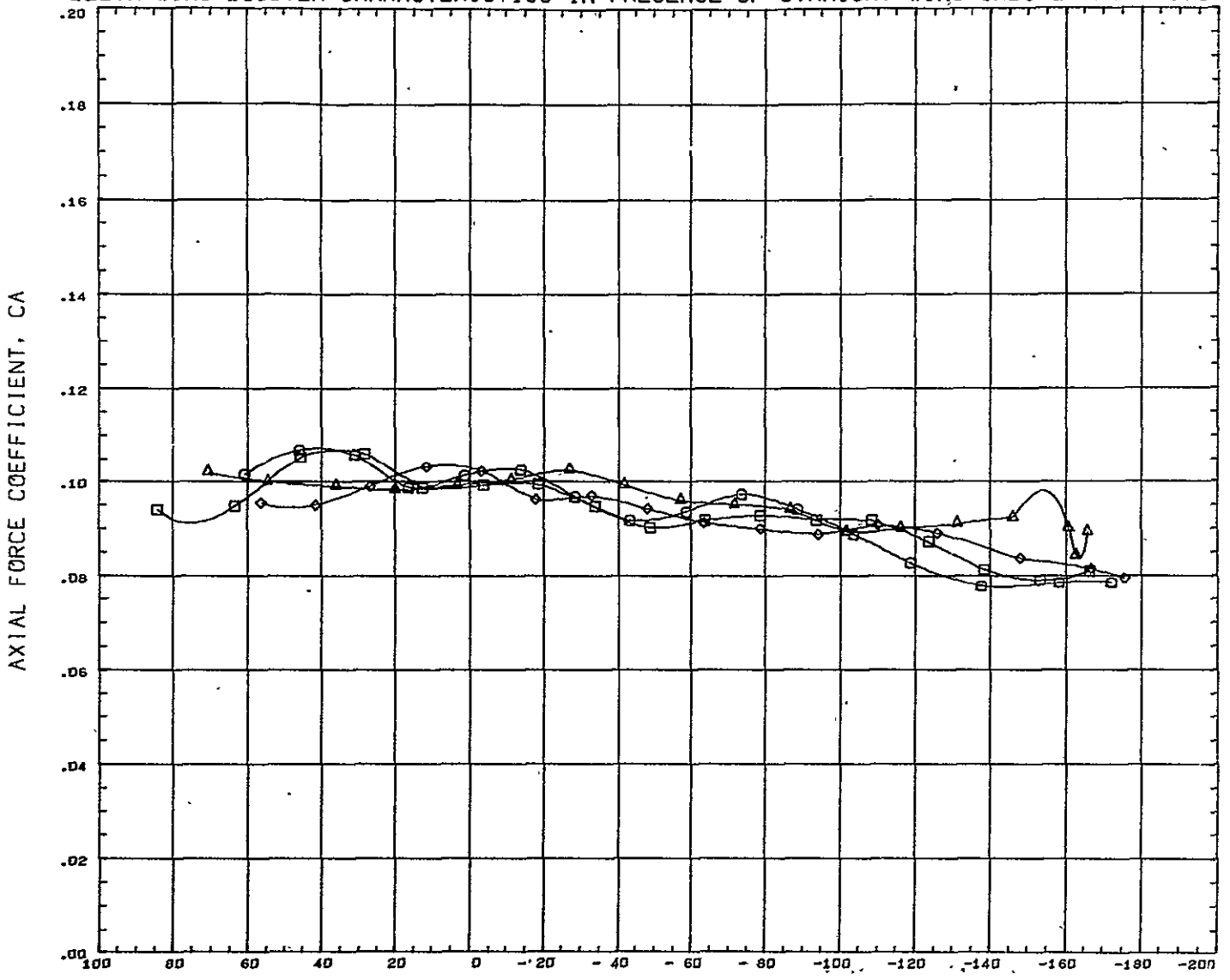
DELTA-WING BOOSTER CHARACTERISTICS IN PRESENCE OF STRAIGHT-WING ORBITER AT M=1.6



SYMBOL	CAF Z	PARAMETRIC VALUES				REFERENCE INFORMATION		
		ALPHA0	BETA	ALPHA0	BETA	REFS	REFL	SCALE
□	4.380	0.000	1.600	0.000	0.000	12.6740	10.0380	0.0035
◇	13.380	0.000	1.600	0.000	0.000	1.4700	6.4000	
○	29.380	0.000	1.600	0.000	0.000	0.0000	0.8610	
△	54.380	0.000	1.600	0.000	0.000	0.0000	0.8610	

DATA HIST. CODE #EVHMV

DELTA-WING BOOSTER CHARACTERISTICS IN PRESENCE OF STRAIGHT-WING ORBITER AT M=1.6

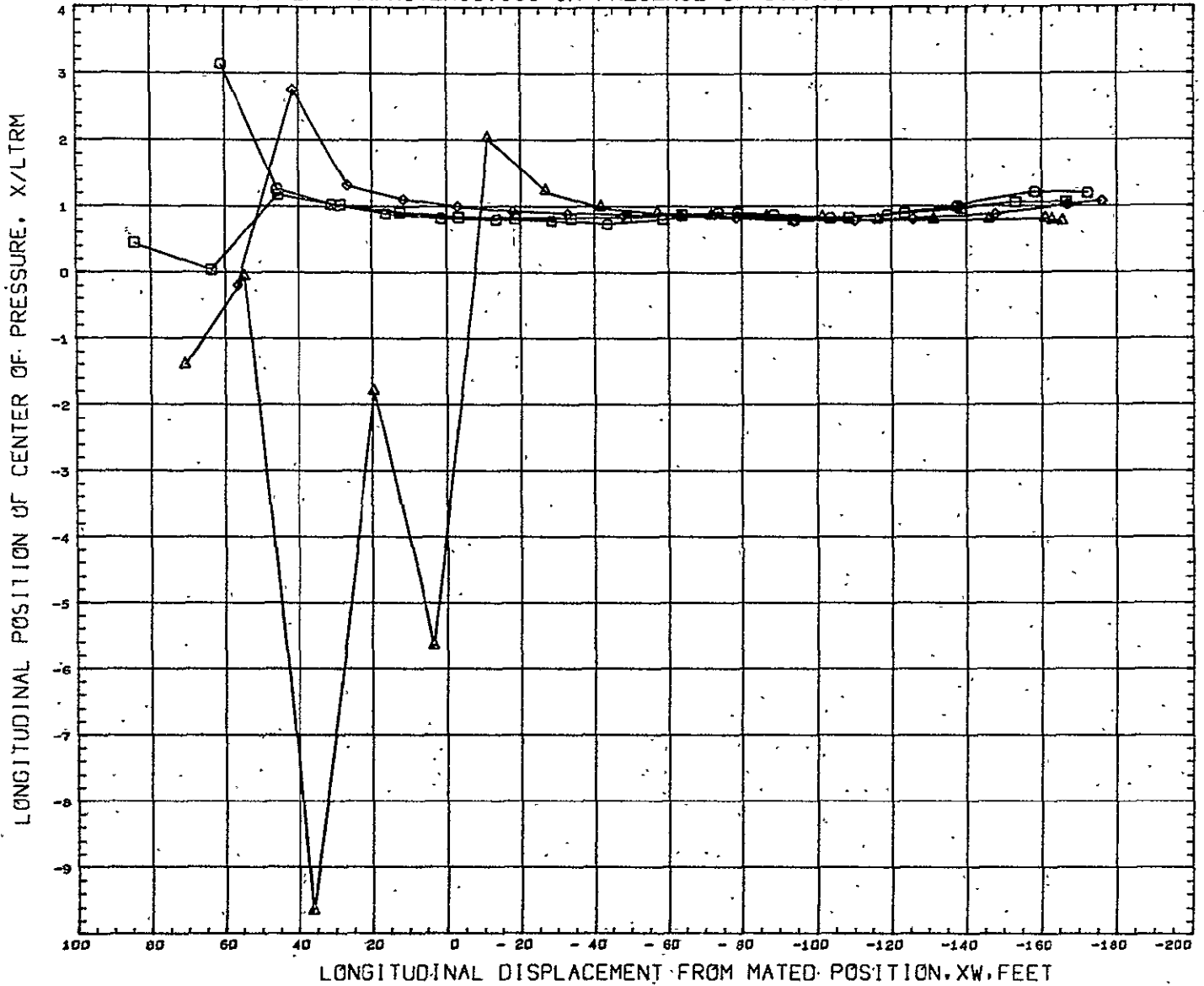


LONGITUDINAL DISPLACEMENT FROM MATED POSITION, XW, FEET

SYMBOL	GAP Z	PARAMETRIC VALUES				REFERENCE INFORMATION		
		ALPHA0	ALPHAB	BETA	REFS	REFL	SCALE	
□	4.380	0.000	0.000	0.000	12.6740	10.0380	0.0035	
◇	13.380	1.600	0.000	0.000	1.4700	6.4000		
○	29.380	0.000			0.0000	0.8610		
△	54.380							

DATA HIST. CODE #EVHMV

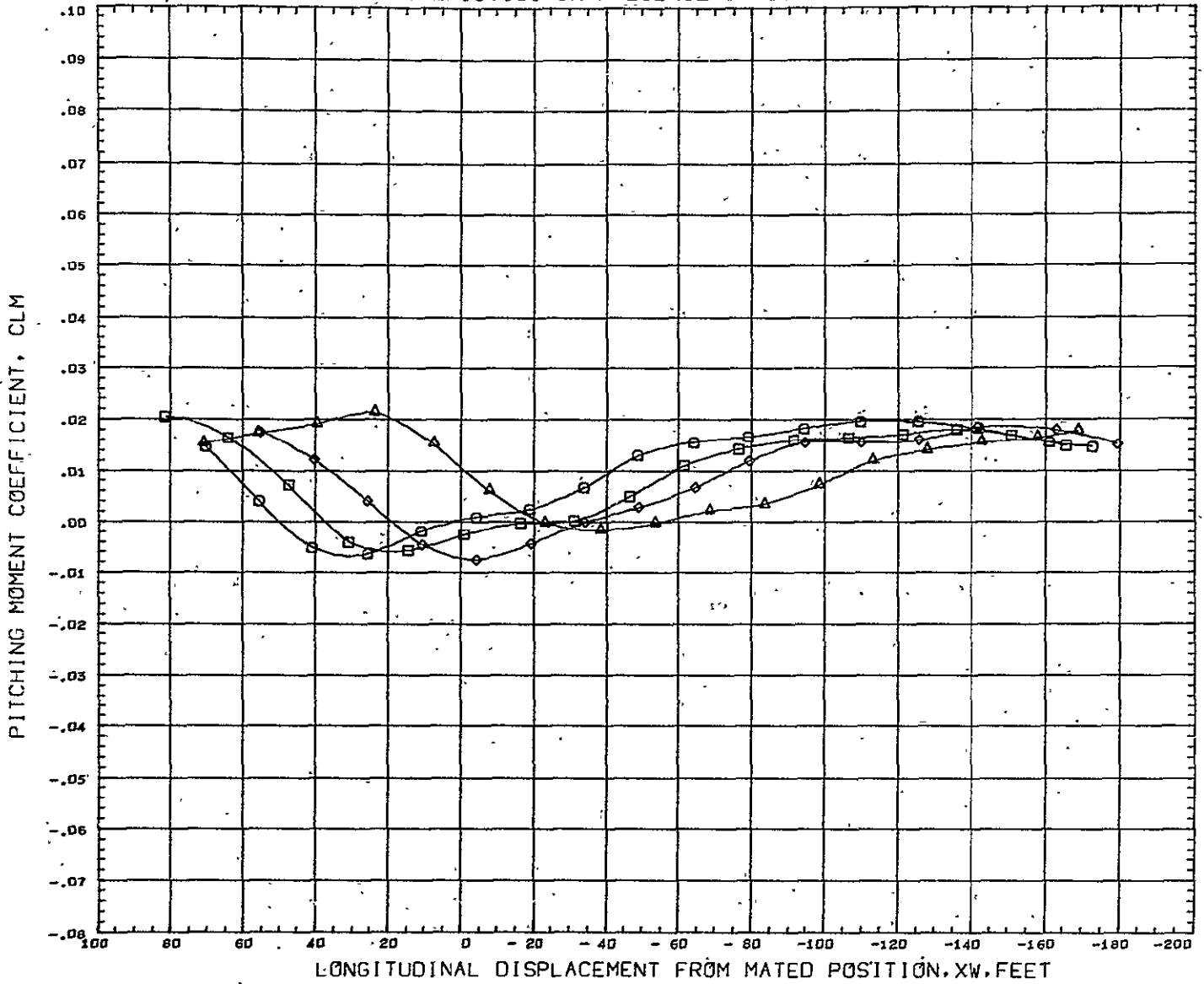
DELTA-WING BOOSTER CHARACTERISTICS IN PRESENCE OF STRAIGHT-WING ORBITER AT M=1.6



SYMBOL	GAP Z	PARAMETRIC VALUES				REFERENCE INFORMATION		
□	4,380	ALPHA0	0.000	ALPHA8	0.000	REFS	12.6740	SQ IN
◇	13,380	MACH	1.600	BETA	0.000	REFL	10.0380	IN
◊	29,380	ELEVON	0.000			REFB	1.4700	IN
△	54,380					XMRP	6.4000	IN
						YMRP	0.0000	IN
						ZMRP	0.8610	IN
						SCALE	0.0035	

DATA HIST. CODE #EVMMV

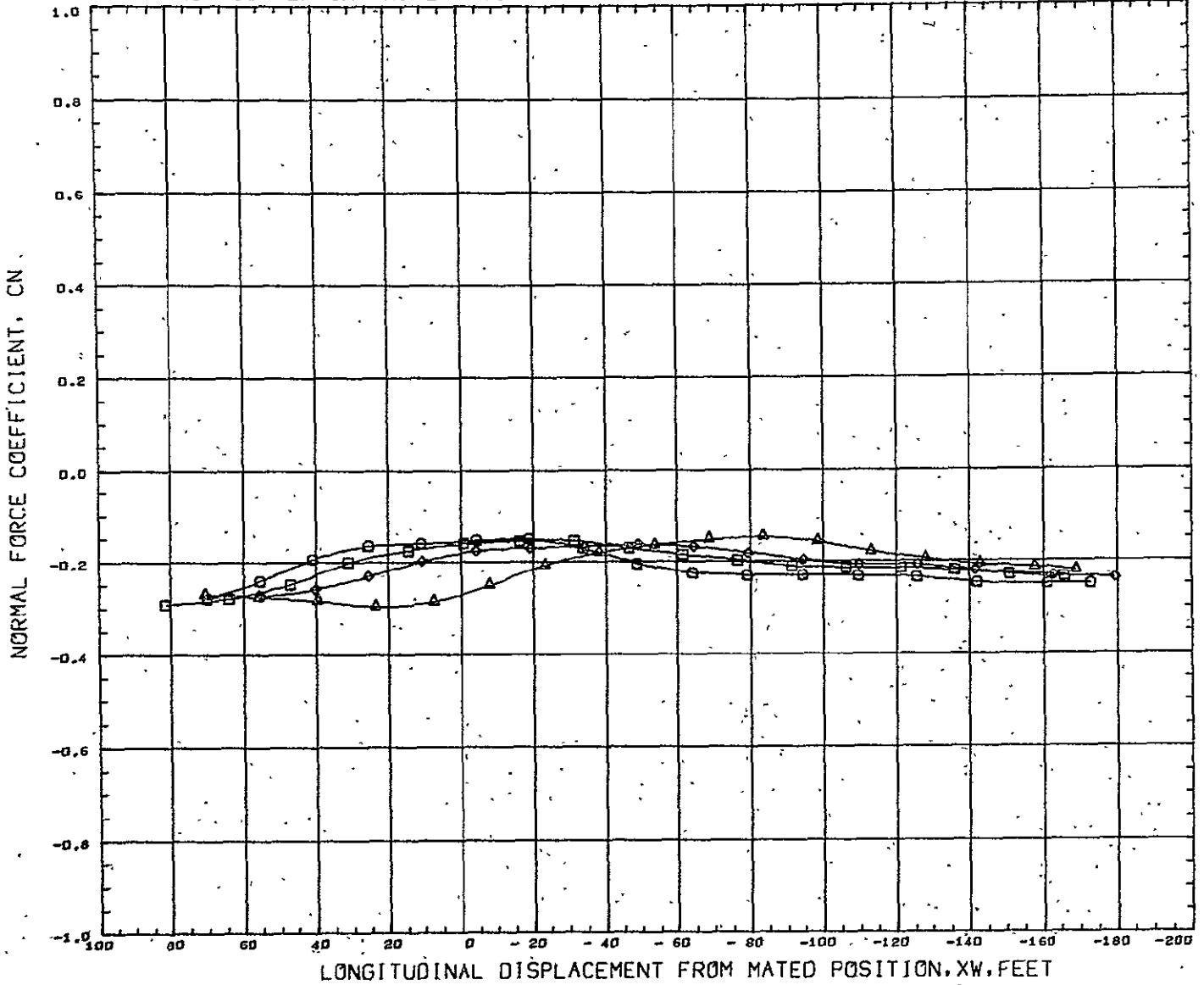
DELTA-WING BOOSTER CHARACTERISTICS IN PRESENCE OF STRAIGHT-WING ORBITER AT M=1.6



SYMBOL	GAF Z	PARAMETRIC VALUES				REFERENCE INFORMATION		
○	4.380	ALPHA0	0.000	ALPHAB	- 5.000	REFS	12.6740	SQ IN
□	13.380	MACH	1.600	BETA	0.000	REFL	10.0380	IN
◇	29.380	ELEVON	0.000			REFB	1.4700	IN
△	54.380					XMRP	6.4000	IN
						YMRP	0.0000	IN
						ZMRP	0.8610	IN
						SCALE	0.0035	

DATA HIST. CODE HHHVHHV

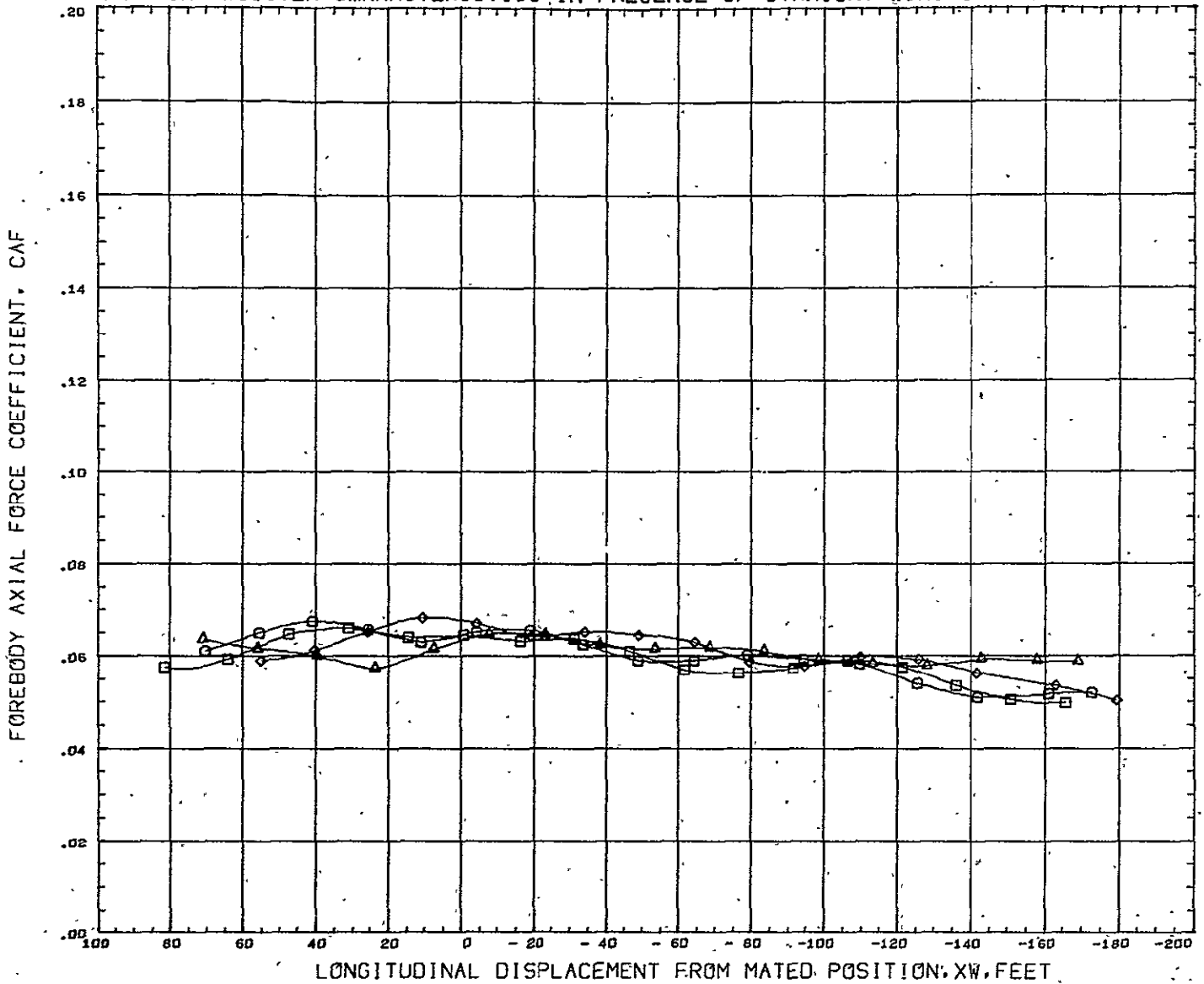
DELTA-WING BOOSTER CHARACTERISTICS IN PRESENCE OF STRAIGHT-WING ORBITER AT M=1.6



SYMBOL	GAP Z	PARAMETRIC VALUES				REFERENCE INFORMATION		
		ALPHA0	BETA	ALPHA5	BETA5	REFS	IN.	
□	4.380	0.000	0.000	-5.000	0.000	12.6740	50	
◇	13.380	1.600	0.000	0.000	0.000	10.0380	IN.	
○	29.380	ELEVON	0.000			1.4700	IN	
△	54.380					XMRP	6.4000	IN
						YMRP	0.0000	IN
						ZMRP	0.8610	IN
						SCALE	0.0035	

DATA HIST. CODE HHHVHHV

DELTA-WING BOOSTER CHARACTERISTICS IN PRESENCE OF STRAIGHT-WING ORBITER AT M=1.6

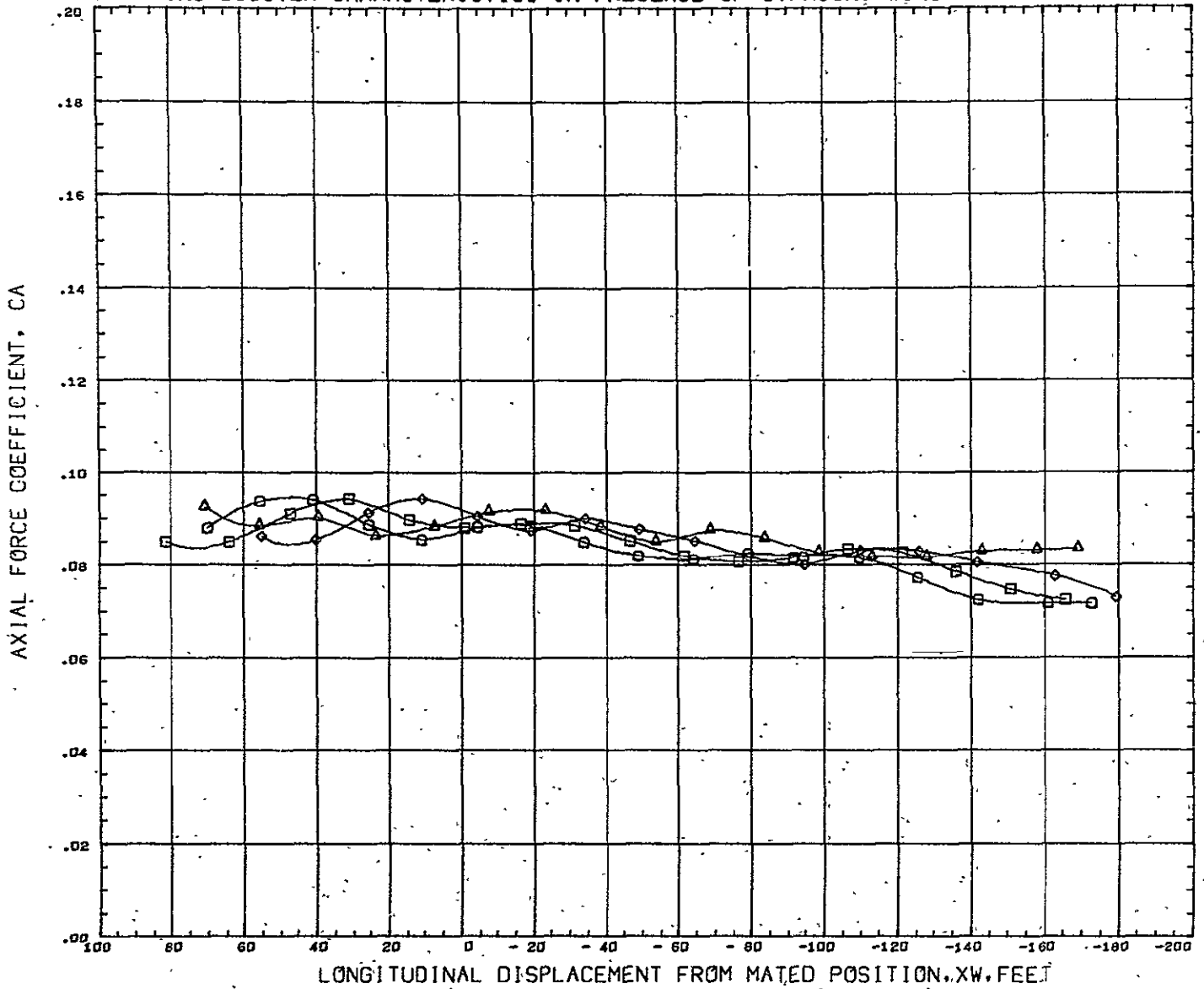


LONGITUDINAL DISPLACEMENT FROM MATED POSITION, XW, FEET

SYMBOL	CAF Z	PARAMETRIC VALUES				REFERENCE INFORMATION		
□	4.380	ALPHA	0.000	ALPHAB	- 5.000	REFS	12.6740	SQ IN
◇	13.380	MACH	1.600	BETA	0.000	REFL	10.0380	IN
○	29.380	ELEVON	0.000			REFB	1.4700	IN
△	54.380					XMRP	6.4000	IN
						YMRP	0.0000	IN
						ZMRP	0.8610	IN
						SCALE	0.0035	

DATA HIST. CODE MHMVHV

DELTA-WING BOOSTER CHARACTERISTICS IN PRESENCE OF STRAIGHT-WING ORBITER AT M=1.6

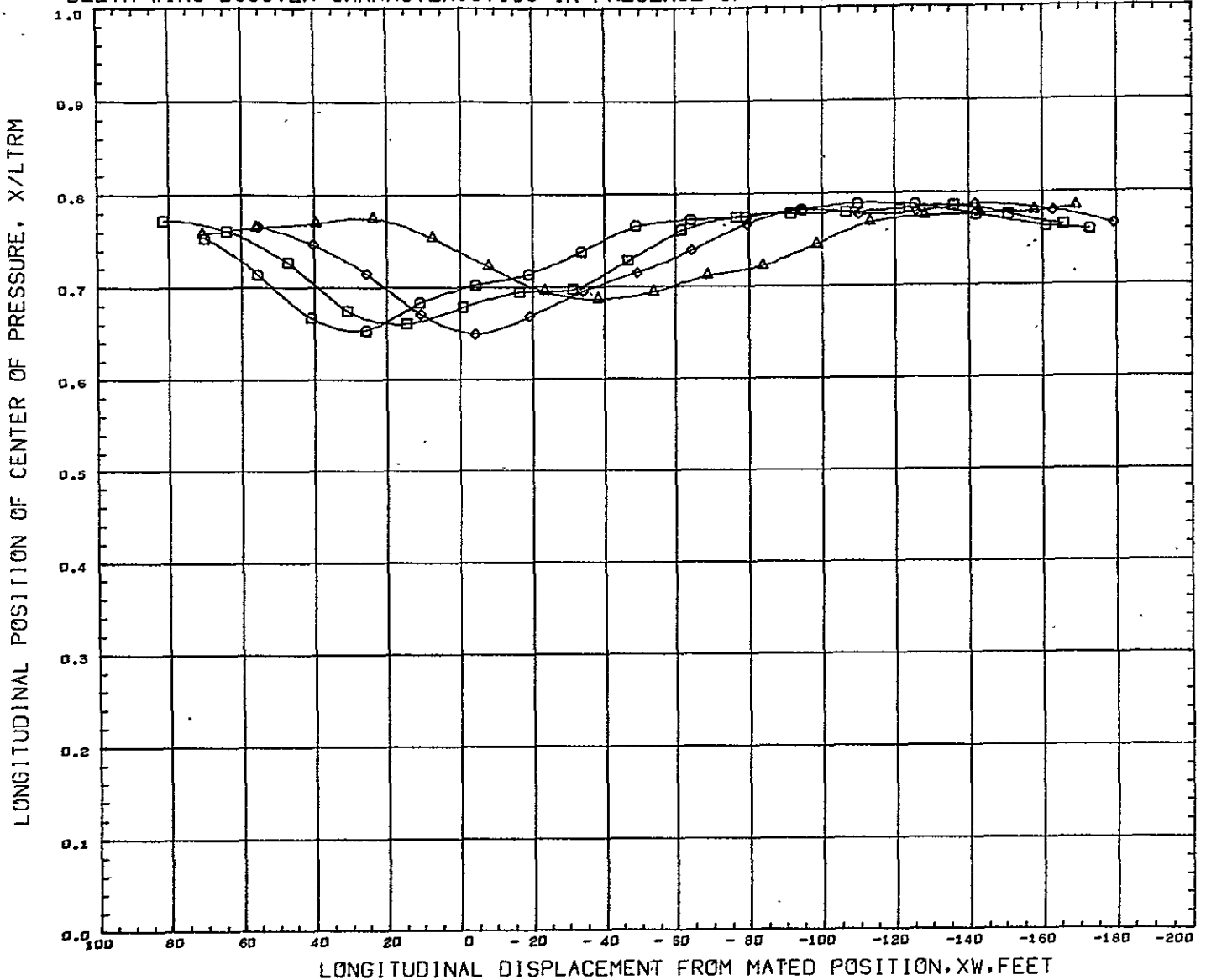


SYMBOL	CAP Z	PARAMETRIC VALUES			
□	4.380	ALPHA0	0.000	ALPHA*	- 5.000
◇	13.380	MACH	1.600	BETA	0.000
◇	29.380	ELEVON	0.000		
△	54.380				

REFERENCE INFORMATION		
REFS	12.6740	SQ-IN
REFL	10.0380	IN
REFB	1.4700	IN
XMRP	6.4000	IN
YMRP	0.0000	IN
ZMRP	0.8610	IN
SCALE	0.0035	

DATA HIST. CODE MHVVMV

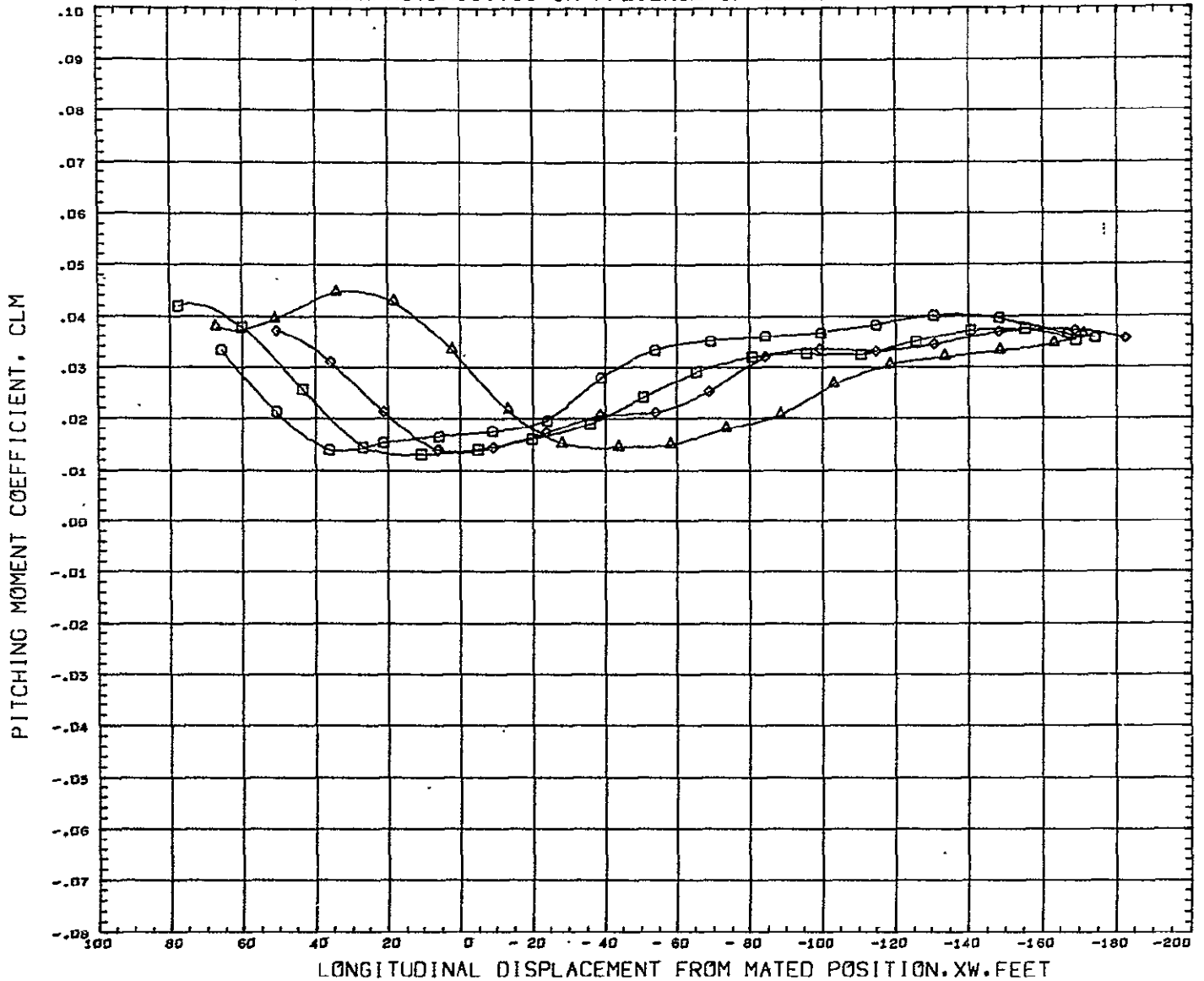
DELTA-WING BOOSTER CHARACTERISTICS IN PRESENCE OF STRAIGHT-WING ORBITER AT M=1.6



SYMBOL	GAP Z	PARAMETRIC VALUES				REFERENCE INFORMATION		
		ALPHA0	BETA	ALPHAB	BETAB	REFS	REFL	REFB
□	4.380	0.000	1.600	-5.000	0.000	12.6740	10.0380	1.4700
◇	13.380	0.000	1.600	-5.000	0.000	6.4000	6.4000	0.0000
○	29.380	0.000	1.600	-5.000	0.000	0.8610	0.8610	0.0035
△	54.380	0.000	1.600	-5.000	0.000			

DATA HIST. CODE HMMVMV

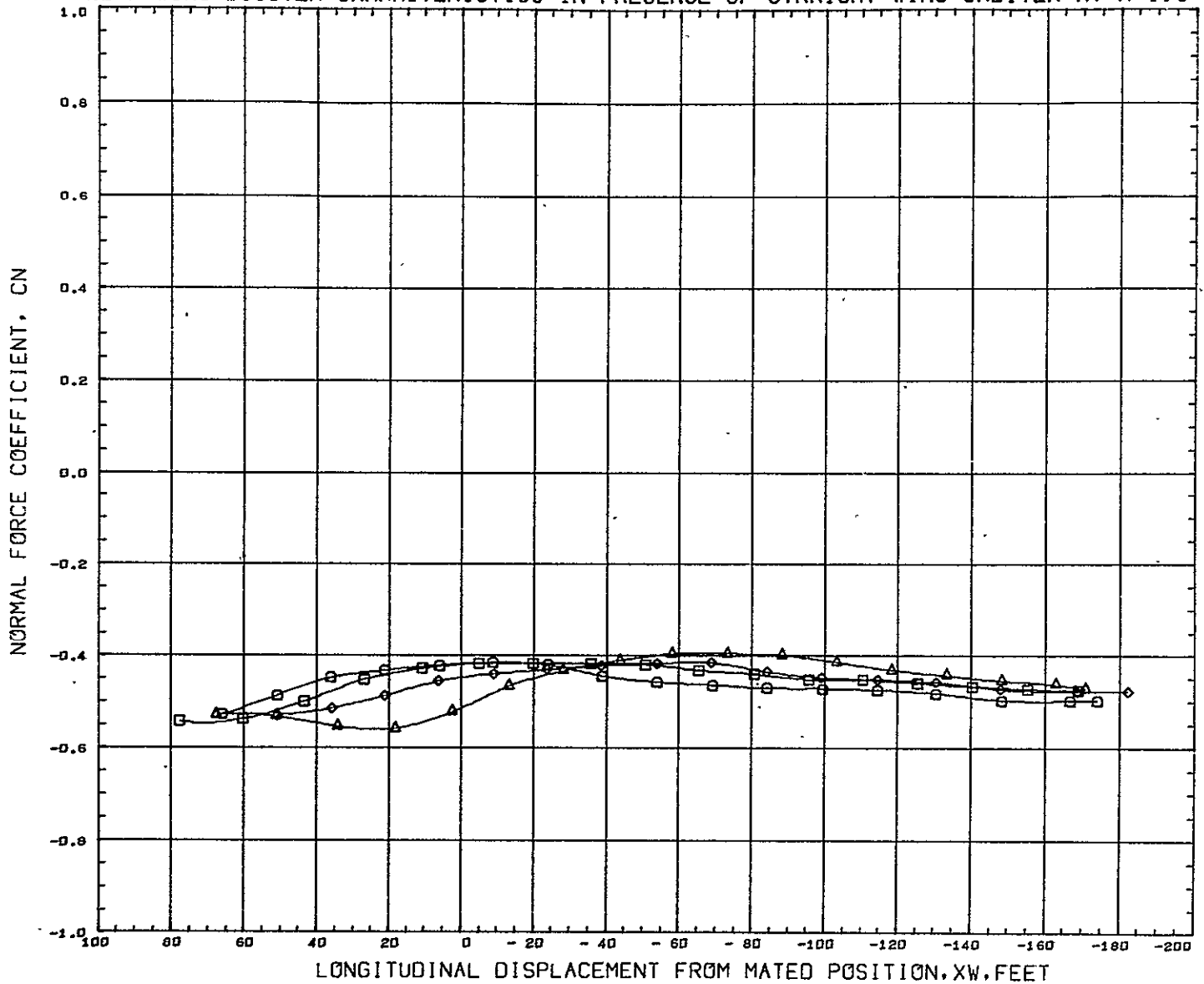
DELTA-WING BOOSTER CHARACTERISTICS IN PRESENCE OF STRAIGHT-WING ORBITER AT M=1.6



SYMBOL	GAP Z	PARAMETRIC VALUES				REFERENCE INFORMATION		
○	4.380	ALPHA0	0.000	ALPHA8	-10.000	REFS	12.6740	SQ IN
□	13.380	HACH	1.600	BETA	0.000	REFL	10.0380	IN
◇	29.380	ELEVON	0.000			REFB	1.4700	IN
△	54.380					XMRP	6.4000	IN
						YMRP	0.0000	IN
						ZMRP	0.8610	IN
						SCALE	0.0035	

DATA HIST. CODE HV

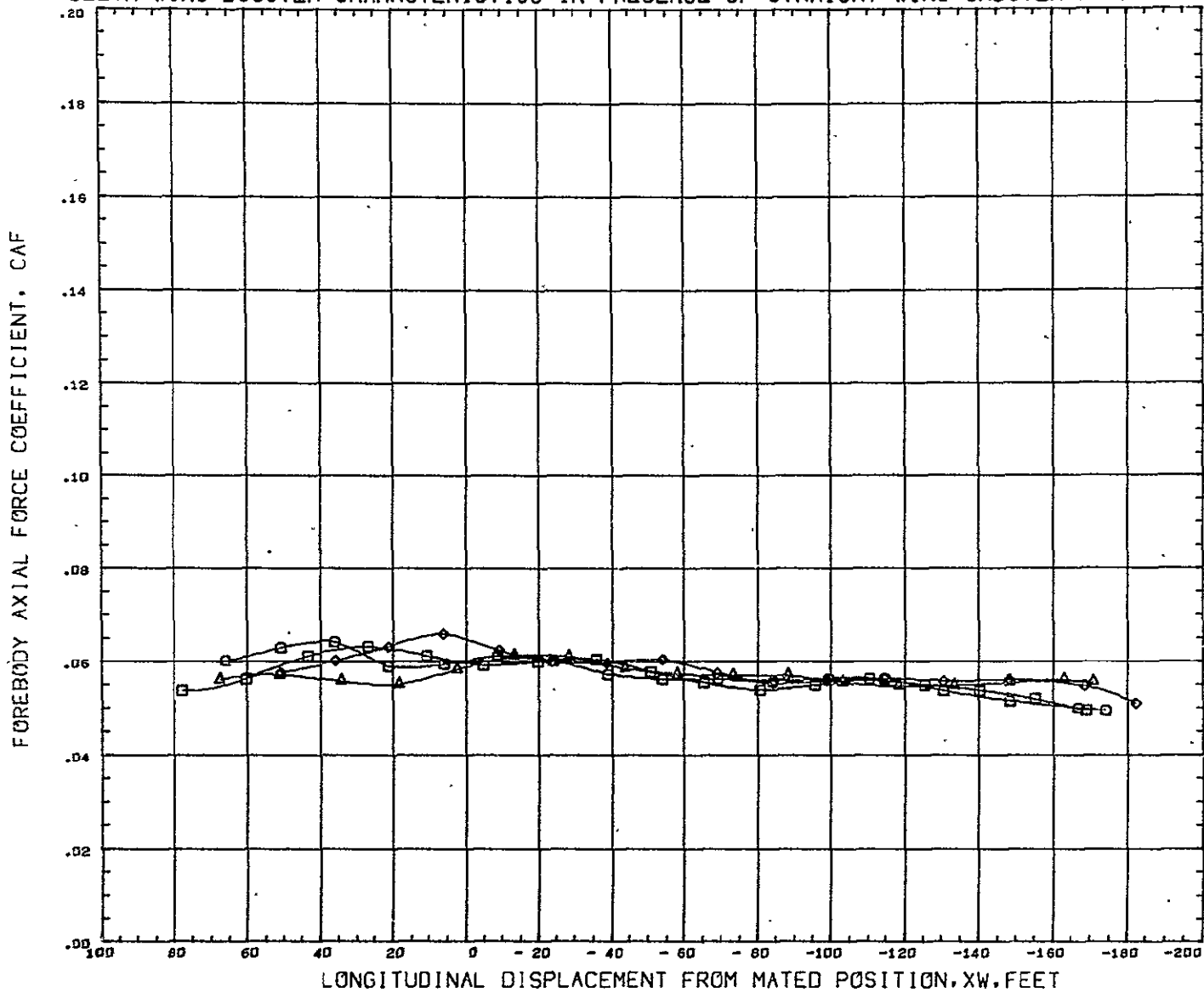
DELTA-WING BOOSTER CHARACTERISTICS IN PRESENCE OF STRAIGHT-WING ORBITER AT M=1.6



SYMBOL		GAP Z	PARAMETRIC VALUES		REFERENCE INFORMATION			
○	4.380	ALPHAO	0.000	ALPHAS	-10.000	REFS	12.6740	SQ IN
□	13.380	MACH	1.600	BETA	0.000	REFL	10.0380	IN
◇	29.380	ELEVON	0.000			REFB	1.4700	IN
△	54.380					XMRP	6.4000	IN
						YMRP	0.0000	IN
						ZMRP	0.8610	IN
						SCALE	0.0035	

DATA HIST. CODE HV

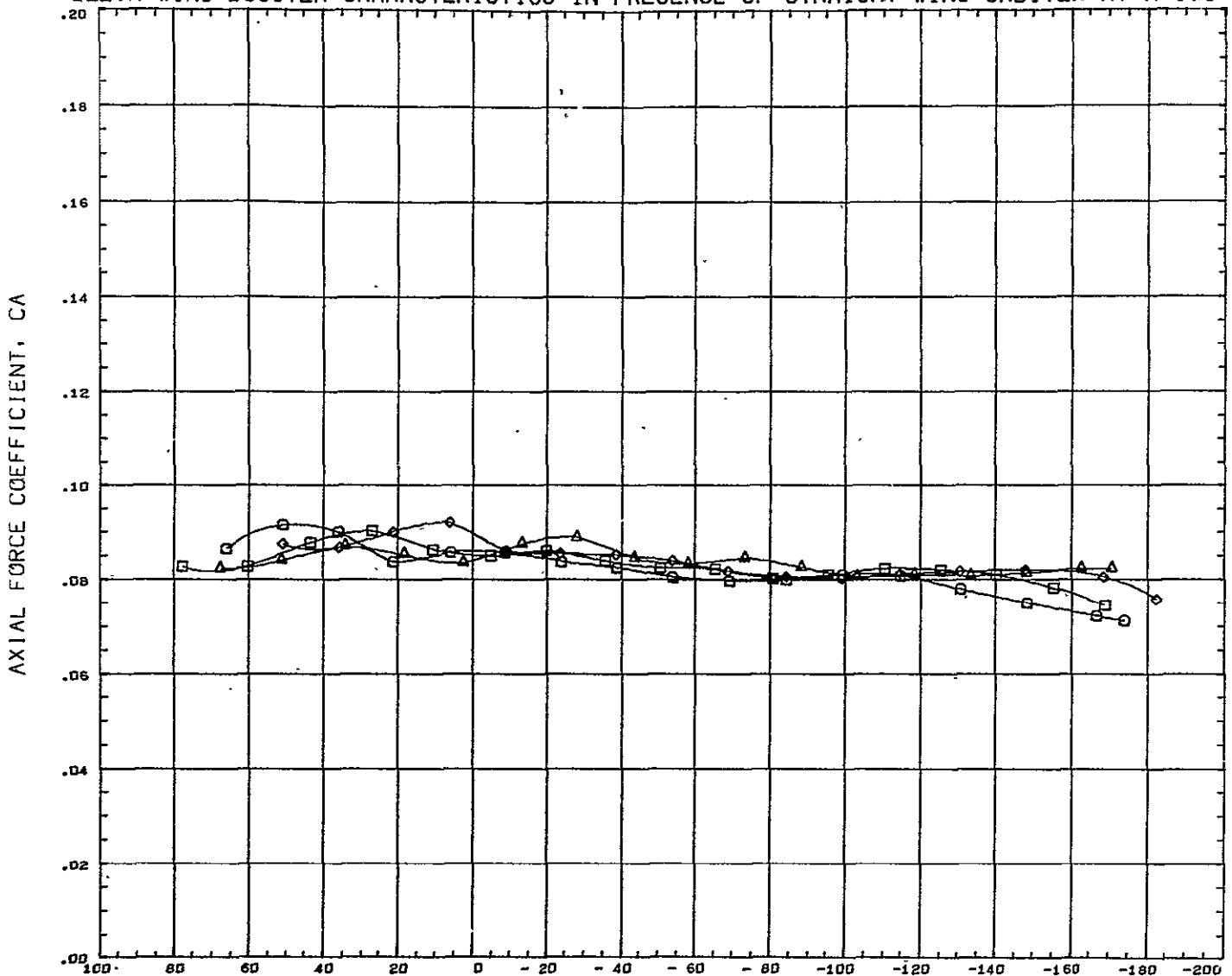
DELTA-WING BOOSTER CHARACTERISTICS IN PRESENCE OF STRAIGHT-WING ORBITER AT M=1.6



SYMBOL	CAF Z	PARAMETRIC VALUES			REFERENCE INFORMATION			
○	4.380	ALPHA0	0.000	ALPHA8	-10.000	REFS	12.6740	Sq IN
□	13.380	MACH	1.600	BETA	0.000	REFL	10.0380	IN
◇	29.380	ELEVON	0.000			REFB	1.4700	IN
△	54.380					XMRP	6.4000	IN
						YMRP	0.0000	IN
						ZMRP	0.8610	IN
						SCALE	0.0035	

DATA HIST. CODE HV

DELTA-WING BOOSTER CHARACTERISTICS IN PRESENCE OF STRAIGHT-WING ORBITER AT M=1.6

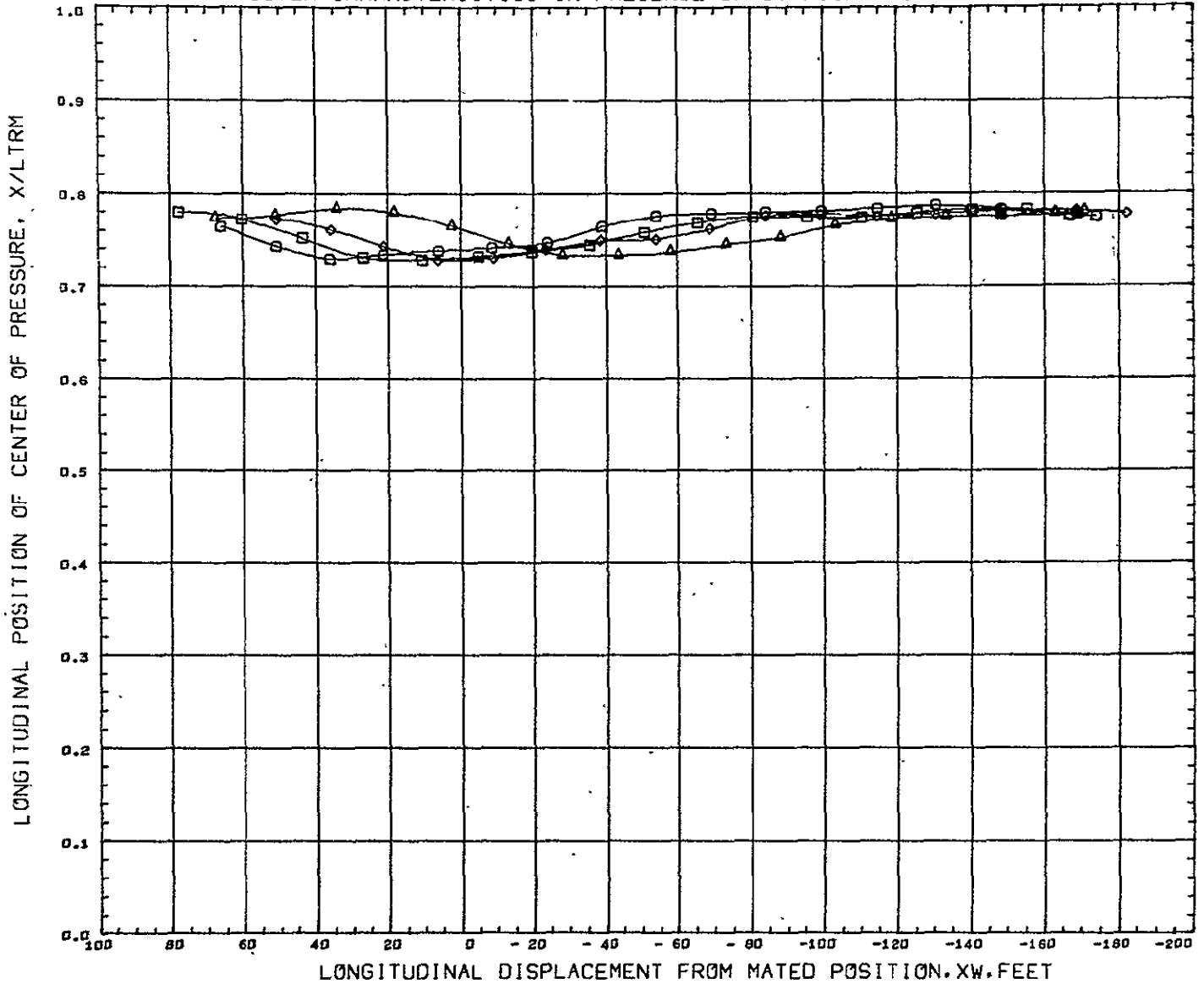


LONGITUDINAL DISPLACEMENT FROM MATED POSITION, XW, FEET

SYMBOL	GAF Z	PARAMETRIC VALUES				REFERENCE INFORMATION		
□	4.380	ALPHA0	0.000	ALPHA8	-10.000	REFS	12.6740	SQ IN
◇	13.380	MACH	1.600	BETA	0.000	REFL	10.0380	IN
◊	29.380	ELEVON	0.000			REFB	1.4700	IN
△	54.380					XMRP	6.4000	IN
						YHRP	0.0000	IN
						ZHRP	0.8610	IN
						SCALE	0.0035	

DATA HIST. CODE HV

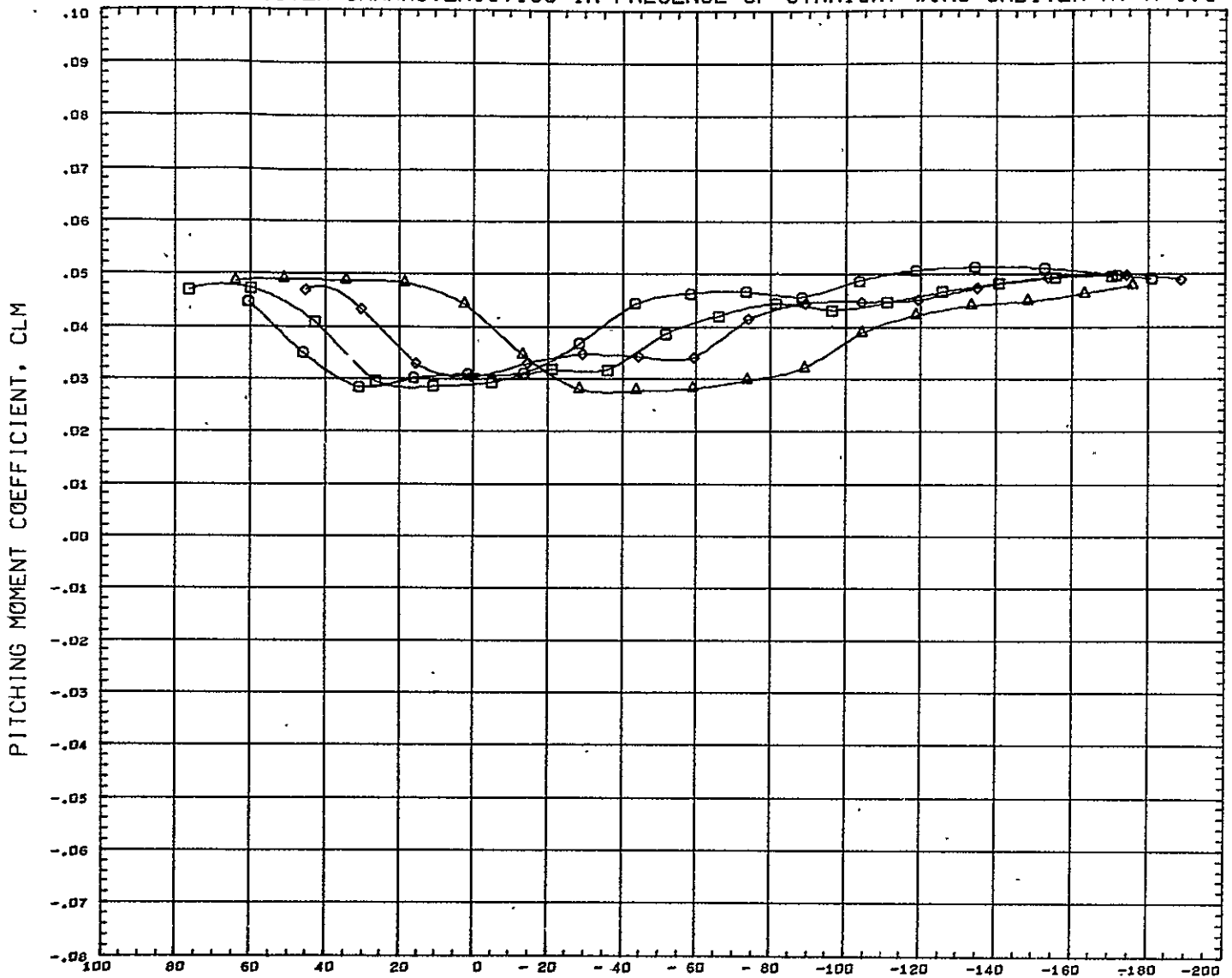
DELTA-WING BOOSTER CHARACTERISTICS IN PRESENCE OF STRAIGHT-WING ORBITER AT M=1.6



SYMBOL	GAP Z	PARAMETRIC VALUES				REFERENCE INFORMATION		
		ALPHA0	ALPHAB	BETA	REFS	REFL	SCALE	
□	4.380	0.000	-10.000	0.000	12.6740	10.0380	0.0035	
◇	13.380	1.600	0.000	0.000	1.4700	6.4000		
△	54.380	0.000			0.0000	0.8610		

DATA HIST. CODE MV

DELTA-WING BOOSTER CHARACTERISTICS IN PRESENCE OF STRAIGHT-WING ORBITER AT M=1.6

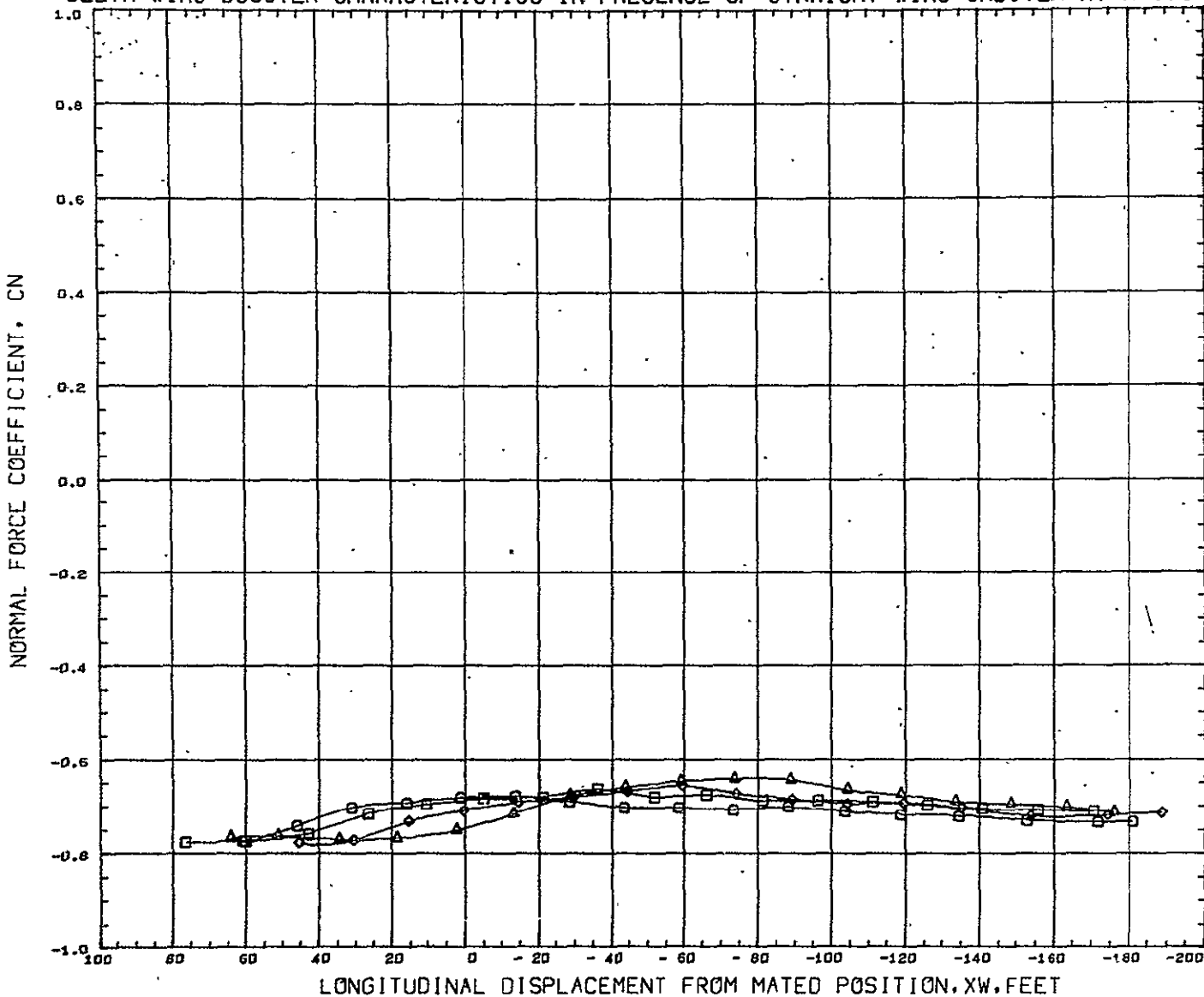


LONGITUDINAL DISPLACEMENT FROM MATED POSITION, XW, FEET

SYMBOL	GAP Z	PARAMETRIC VALUES		REFERENCE INFORMATION				
○	4.380	ALPHA0	0.000	ALPHA0	-15.000	REFS	12.6740	SQ IN
□	13.380	MACH	1.600	BETA	0.000	REFL	10.0380	IN
◇	29.380	ELEVON	0.000			REFB	1.4700	IN
△	54.380					XMRP	6.4000	IN
						YMRP	0.0000	IN
						ZMRP	0.8610	IN
						SCALE	0.0035	

DATA HIST. CODE HV

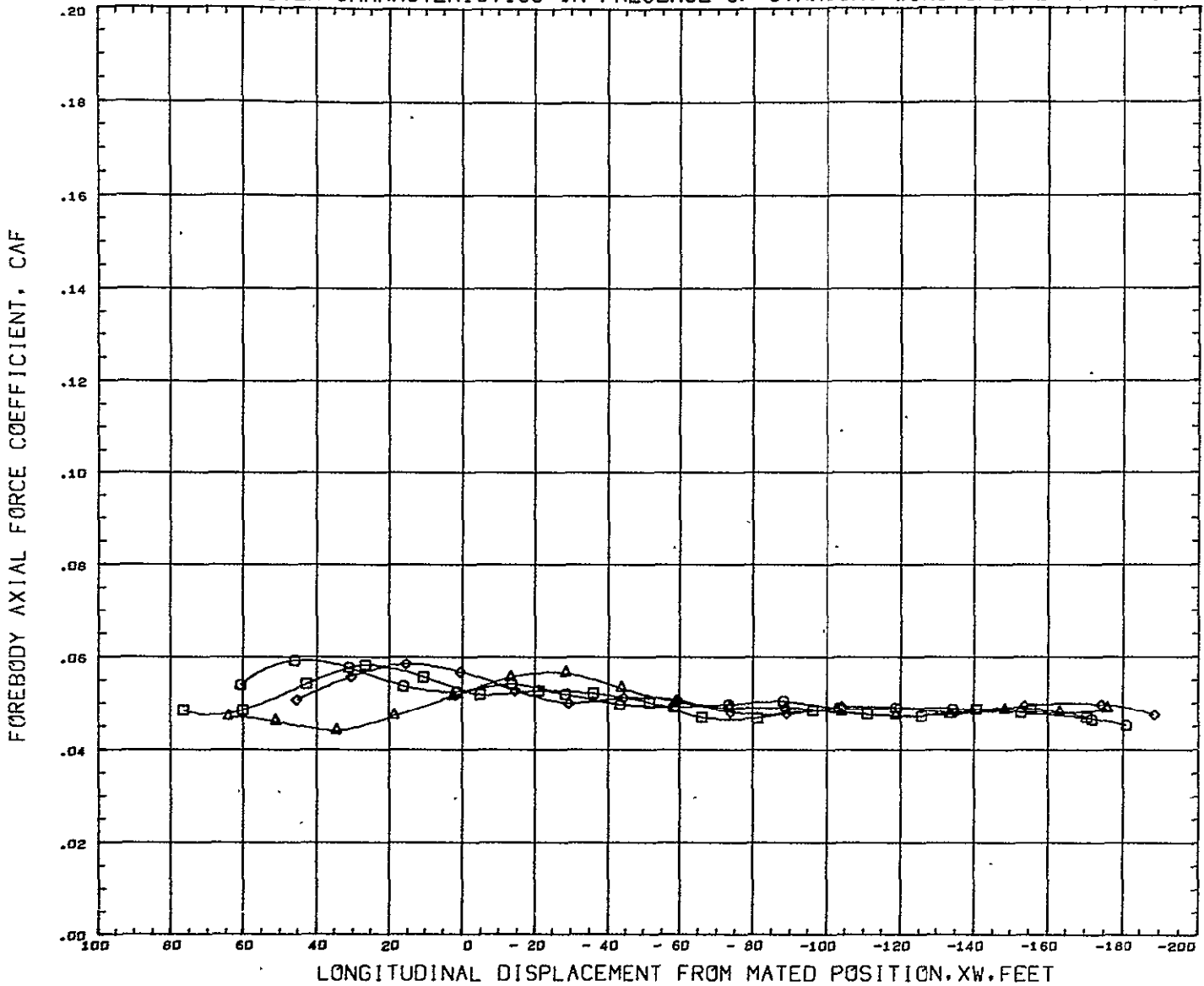
DELTA-WING BOOSTER CHARACTERISTICS IN PRESENCE OF STRAIGHT-WING ORBITER AT M=1.6



SYMBOL	GAP Z	PARAMETRIC VALUES				REFERENCE INFORMATION		
□	4.380	ALPHA0	0.000	ALPHA8	-15.000	REFS	12.6740	SQ IN
◇	13.380	MACH	1.600	BETA	0.000	REFL	10.0380	IN
◇	29.380	ELEVON	0.000			REFB	1.4700	IN
△	54.380					XMRP	6.4000	IN
						YMRP	0.0000	IN
						ZMRP	0.8610	IN
						SCALE	0.0035	

DATA HIST. CODE MV

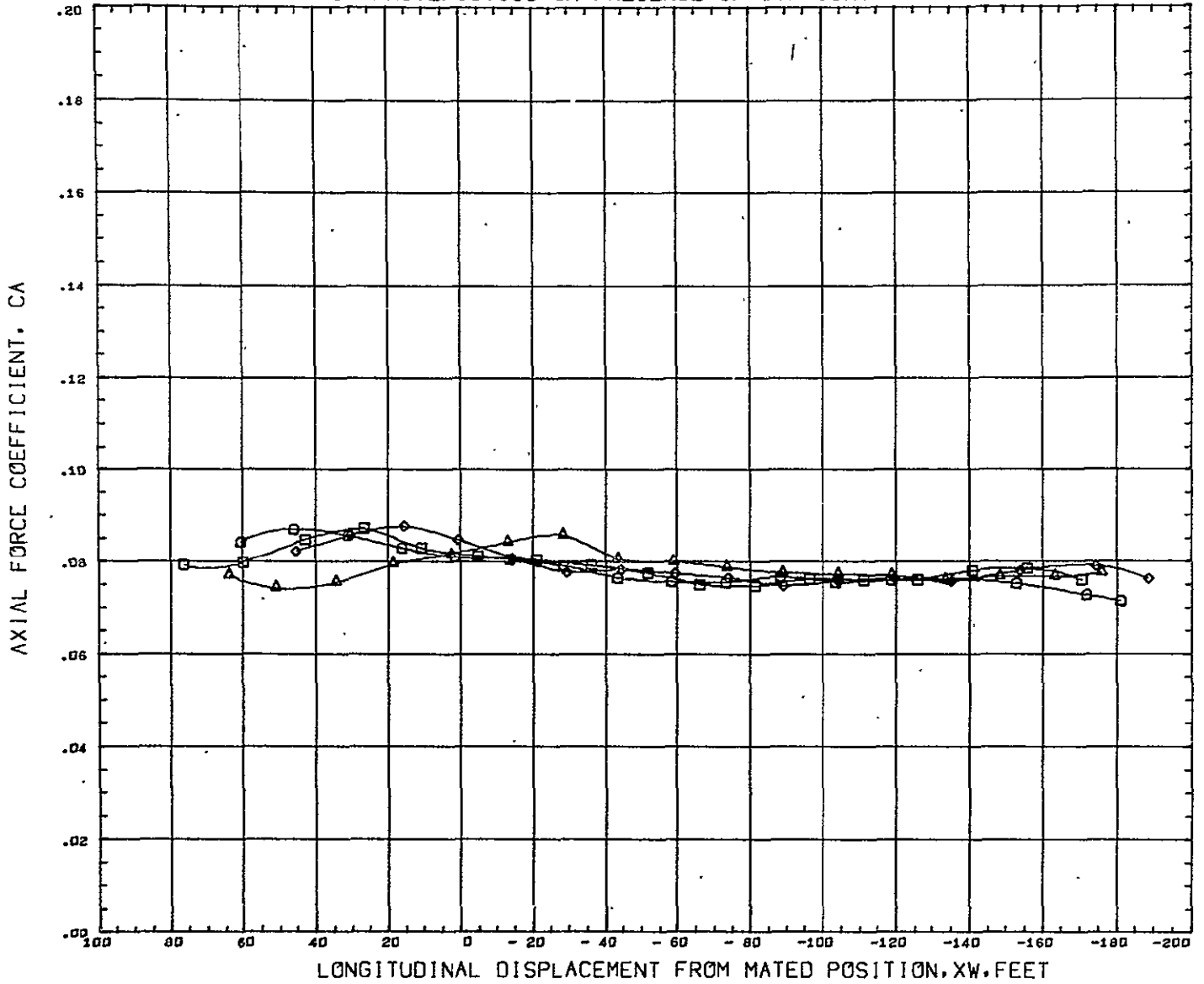
DELTA-WING BOOSTER CHARACTERISTICS IN PRESENCE OF STRAIGHT-WING ORBITER AT M=1.6



SYMBOL	CAF Z	PARAMETRIC VALUES			REFERENCE INFORMATION			
□	4.380	ALPHA0	0.000	ALPHA8	-15.000	REFS	12.6740	SQ IN
◇	13.380	MACH	1.600	BETA	0.000	REFL	10.0380	IN
○	29.380	ELEVON	0.000			REFB	1.4700	IN
△	54.380					XMRP	6.4000	IN
						YMRP	0.0000	IN
						ZMRP	0.8610	IN
						SCALE	0.0035	

DATA HIST. CODE MV

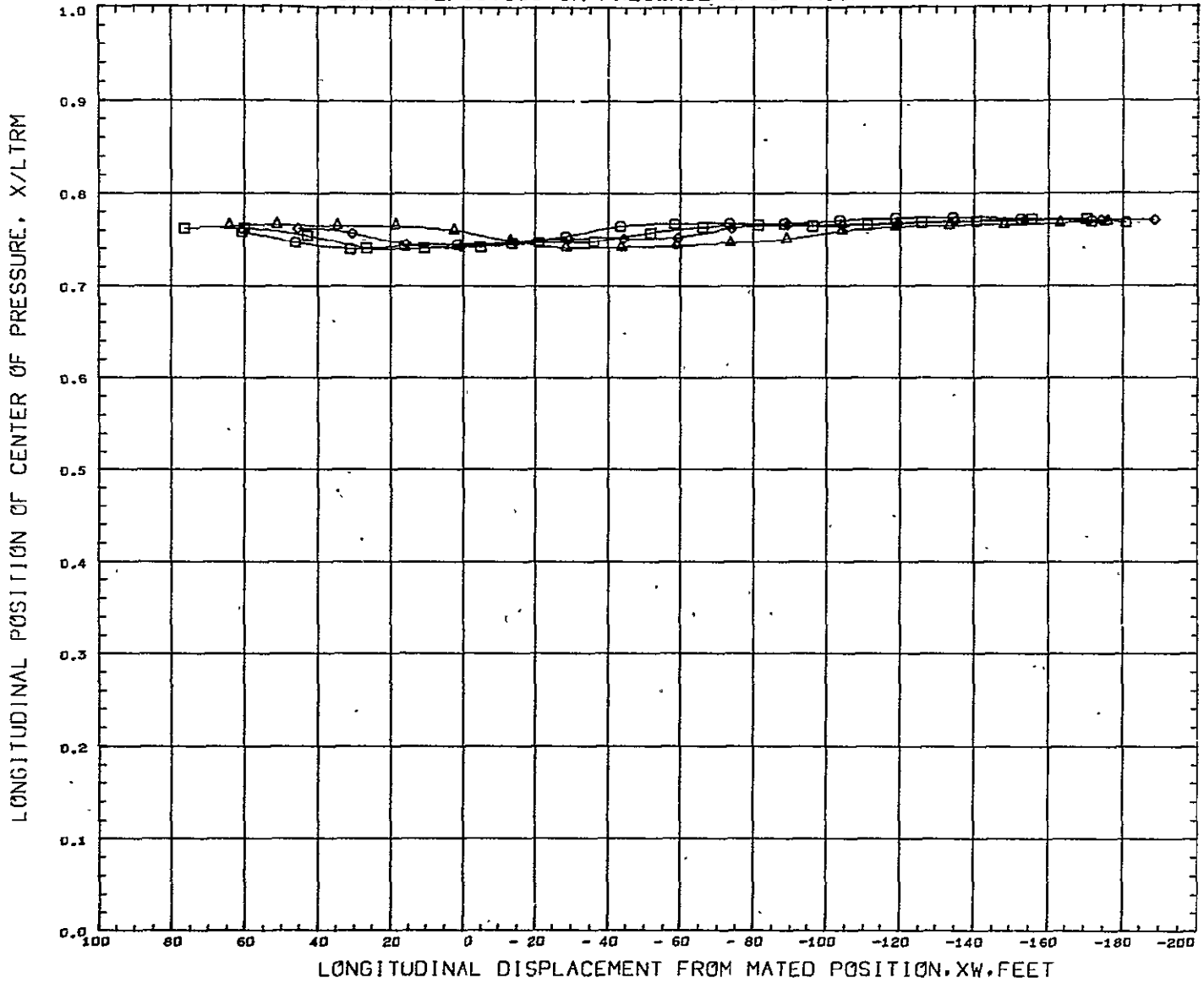
DELTA-WING BOOSTER CHARACTERISTICS IN PRESENCE OF STRAIGHT-WING ORBITER AT M=1.6



SYMBOL	GAP Z	PARAMETRIC VALUES			REFERENCE INFORMATION			
○	4.380	ALPHA0	0.000	ALPHAB	-15.000	REFS	12.6740	SQ IN
□	13.380	MACH	1.600	BETA	0.000	REFL	10.0380	IN
◇	29.380	ELEVON	0.000			REFB	1.4700	IN
△	54.380					XMRP	6.4000	IN
						YMRP	0.0000	IN
						ZMRP	0.8610	IN
						SCALE	0.0035	IN

DATA HIST. CODE MV

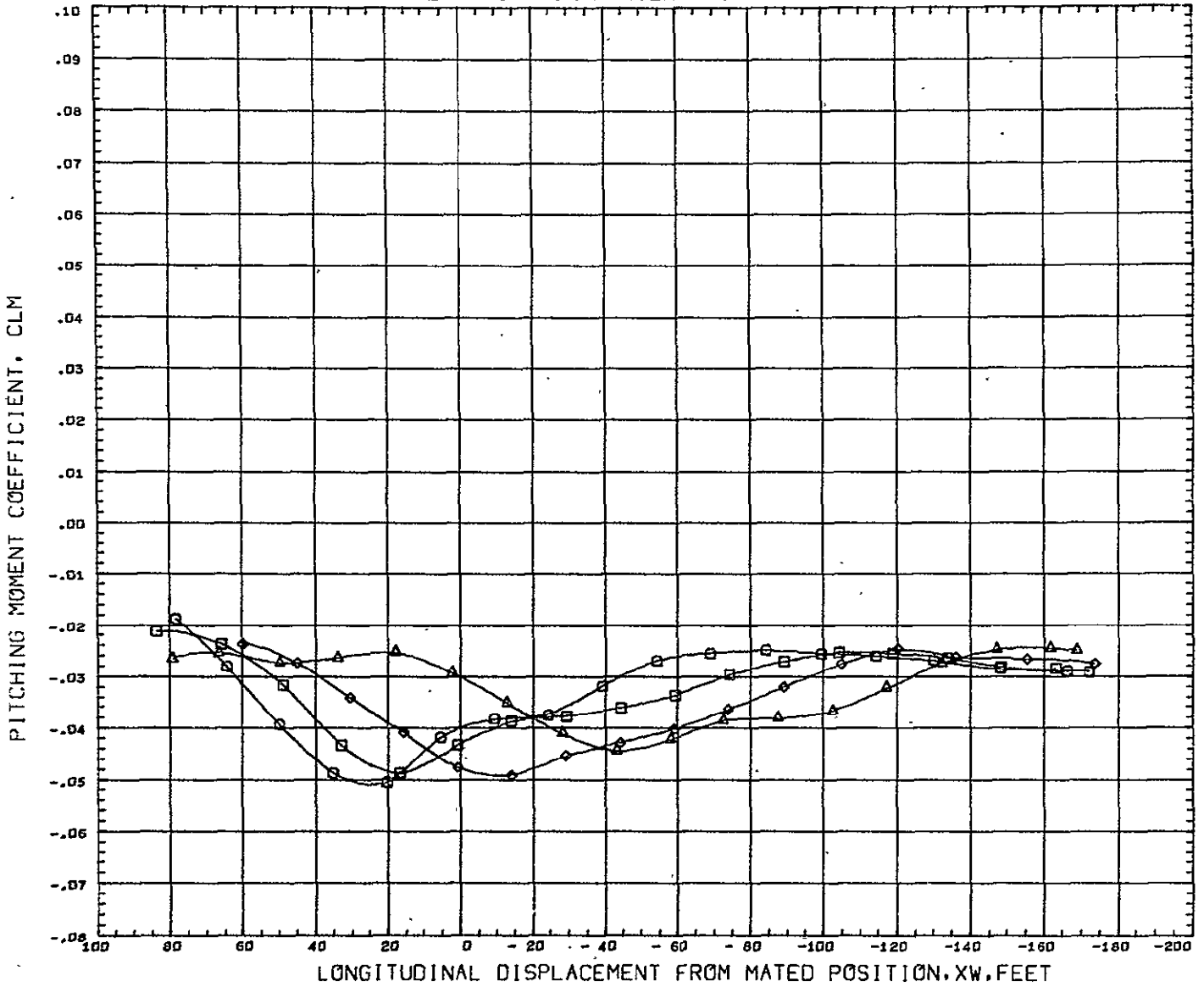
DELTA-WING BOOSTER CHARACTERISTICS IN PRESENCE OF STRAIGHT-WING ORBITER AT M=1.6



SYMBOL	GAP Z	PARAMETRIC VALUES				REFERENCE INFORMATION		
		ALPHA0	BETA	ALPHA8	REFS	REFL	SQ IN	
○	4.380	0.000	0.000	-15.000	12.6740	10.0380	IN	
□	13.380	1.600	0.000	0.000	1.4700	6.4000	IN	
◇	29.380	0.000			0.0000	0.8610	IN	
△	54.380				0.0035		IN	

DATA HIST. CODE HV

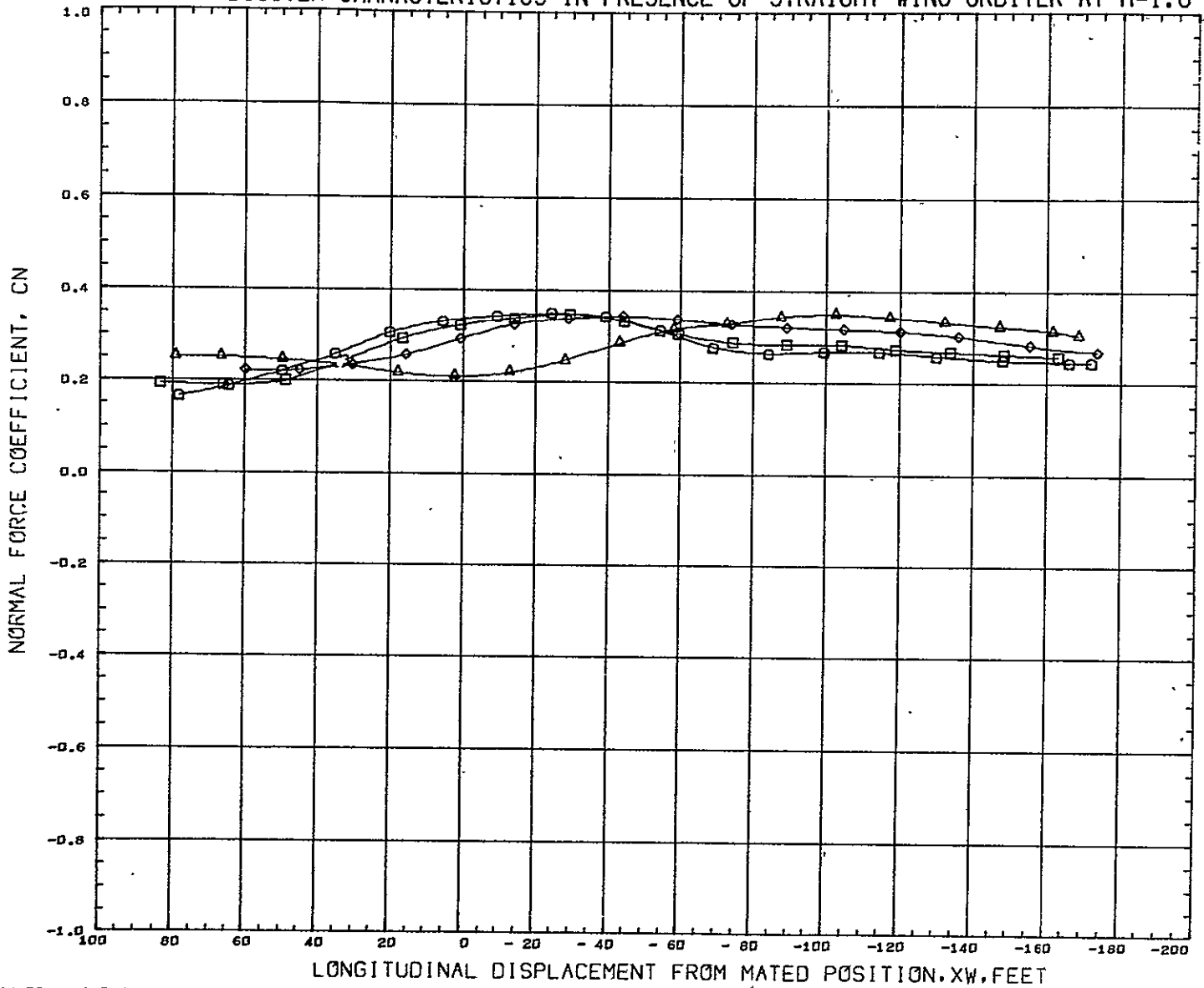
DELTA-WING BOOSTER CHARACTERISTICS IN PRESENCE OF STRAIGHT-WING ORBITER AT M=1.6



SYMBOL	GAP Z	PARAMETRIC VALUES				REFERENCE INFORMATION					
		ALPHA0	ALPHA8	BETA	REFS	REFL	REFB	XMRP	YMRP	ZMRP	SCALE
○	4.380	5.000	5.000	0.000	12.6740	10.0380	1.4700	6.4000	0.0000	0.8610	0.0035
□	13.380	1.600	0.000	5.000	10.0380	1.4700	6.4000	0.0000	0.8610	0.0035	
◇	29.380	0.000	5.000	0.000	6.4000	0.0000	0.8610	0.0035			
△	54.380										

DATA HIST. CODE MV

DELTA-WING BOOSTER CHARACTERISTICS IN PRESENCE OF STRAIGHT-WING ORBITER AT M=1.6

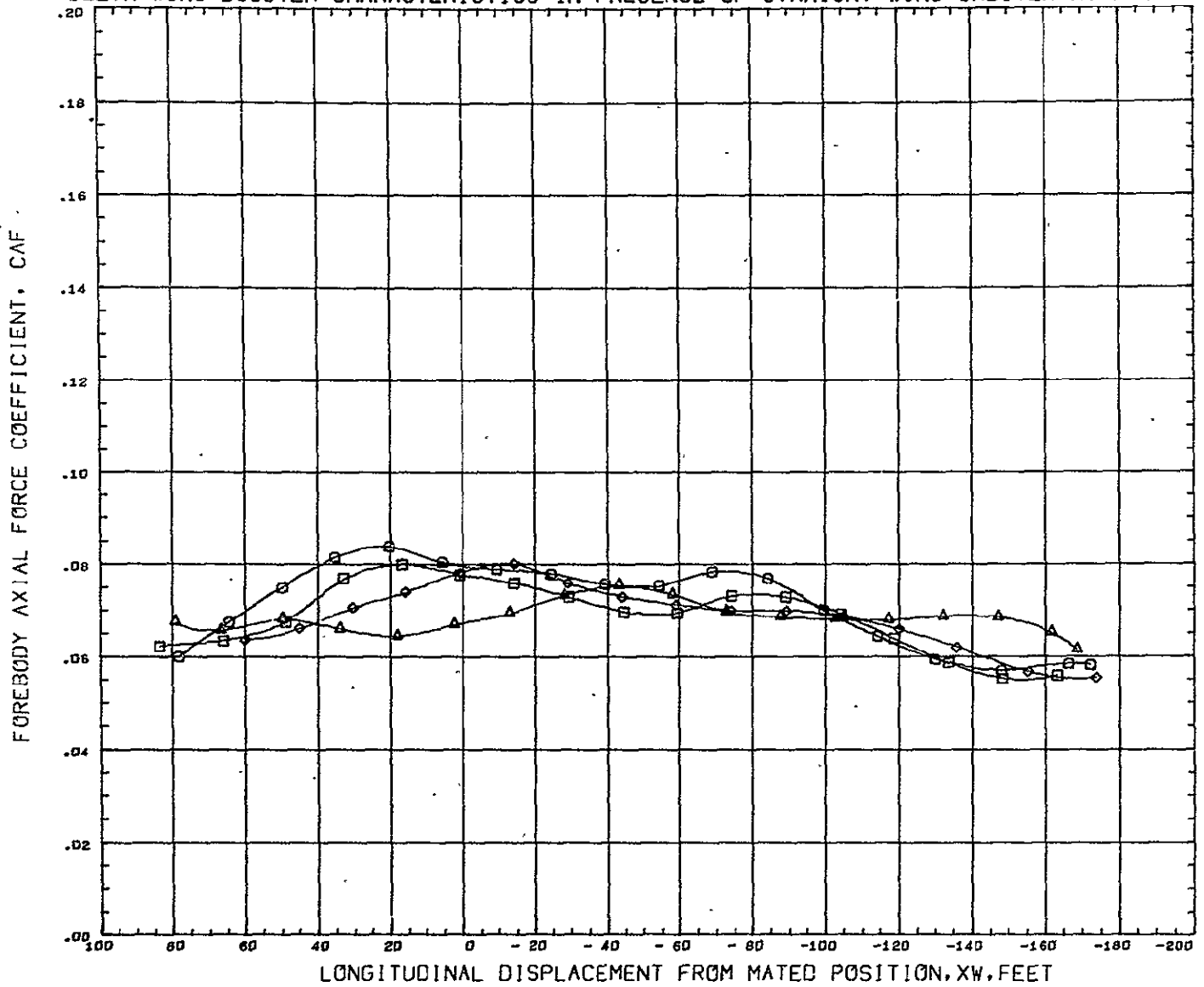


SYMBOL	GAP Z	PARAMETRIC VALUES			
○	4.380	ALPHA0	5.000	ALPHAS	5.000
□	13.380	MACH	1.600	BETA	0.000
◇	29.380	ELEVON	0.000		
△	54.380				

REFERENCE INFORMATION		
REFS	12.6740	SQ IN
REFL	10.0380	IN
REFB	1.4700	IN
XMRP	6.4000	IN
YMRP	0.0000	IN
ZMRP	0.8610	IN
SCALE	0.0035	

DATA HIST. CODE MV

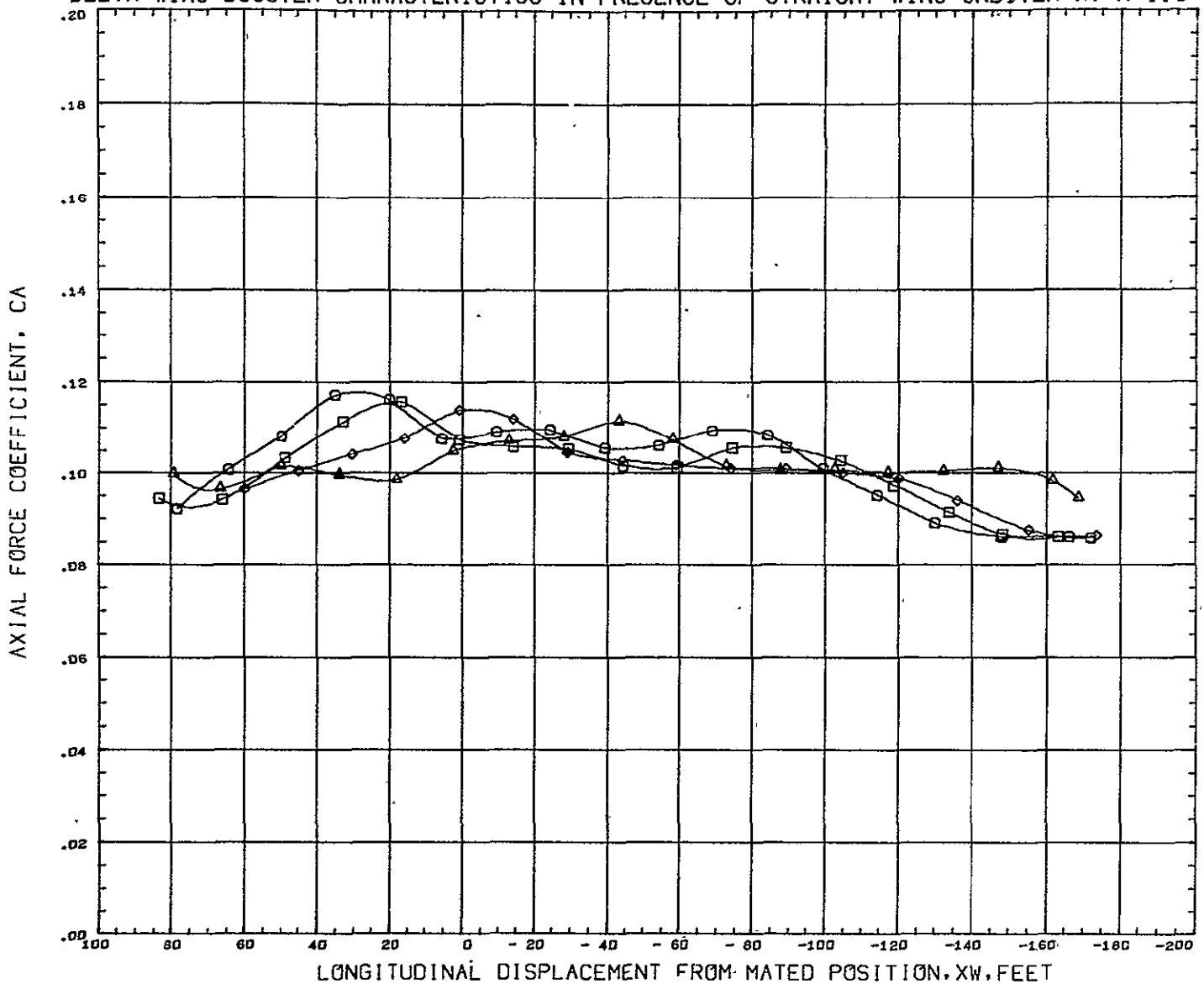
DELTA-WING BOOSTER CHARACTERISTICS IN PRESENCE OF STRAIGHT-WING ORBITER AT M=1.6



SYMBOL	CAF Z	PARAMETRIC VALUES				REFERENCE INFORMATION		
		ALPHA0	ALPHAB	BETA	ELEVON	REFS	REFL	REFB
○	4.380	5.000	5.000	0.000	0.000	12.6740	10.0380	1.4700
□	13.380	1.600	5.000	0.000	0.000	6.4000	0.0000	0.8610
◇	29.380	0.000	5.000	0.000	0.000	0.0000	0.8610	0.0035
△	54.380							

DATA HIST. CODE MV

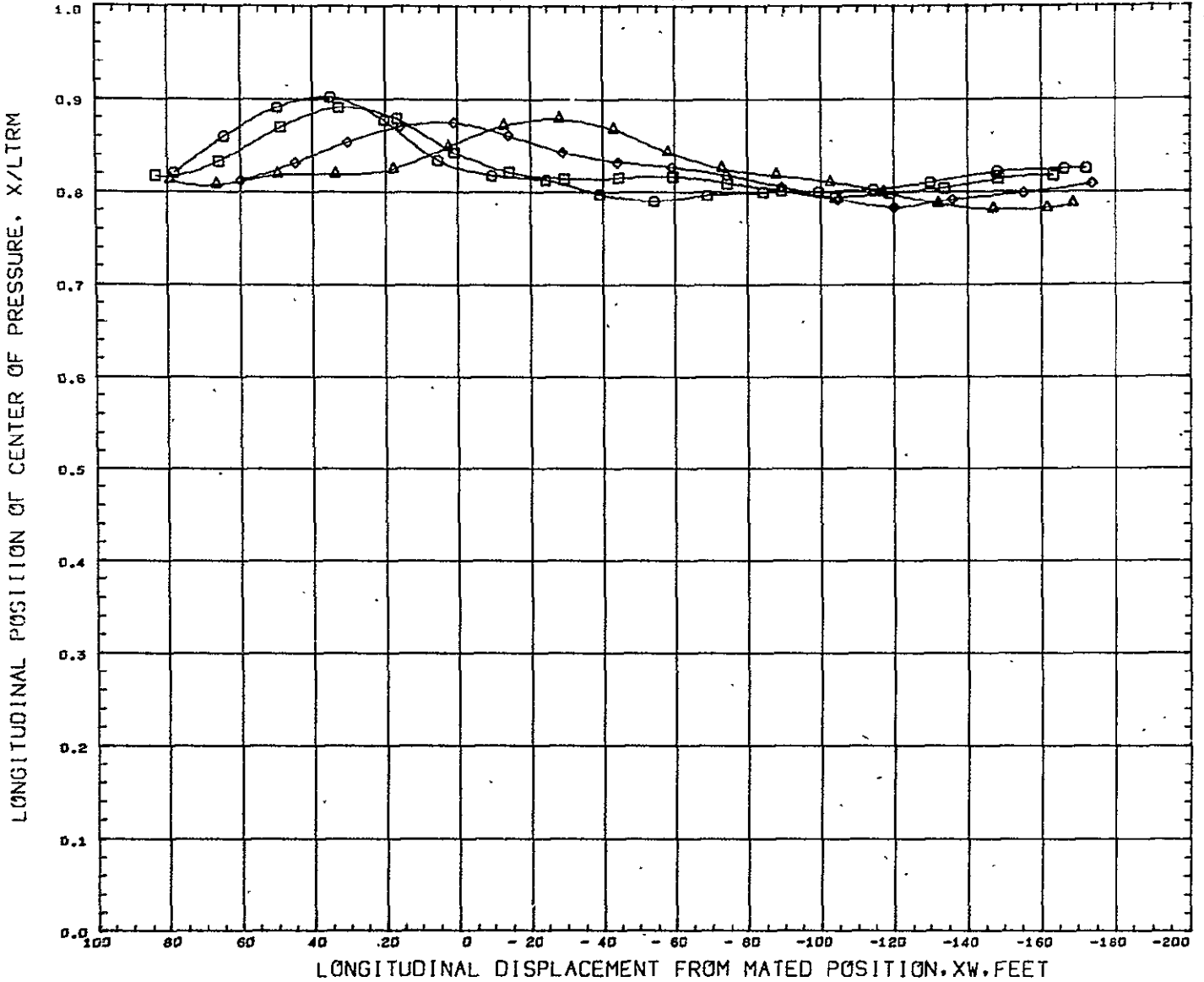
DELTA-WING BOOSTER CHARACTERISTICS IN PRESENCE OF STRAIGHT-WING ORBITER AT M=1.6



SYMBOL	GAP Z	PARAMETRIC VALUES				REFERENCE INFORMATION		
		ALPHA0	ALPHAB	BETA	REFS	REFL	REFB	
○	4.380	5.000	5.000	0.000	12.6740	10.0380	1.4700	
□	13.380	1.600	0.000	0.000	6.4000	0.0000	0.8610	
◇	29.380				0.0000			
△	54.380							

DATA HIST. CODE MV

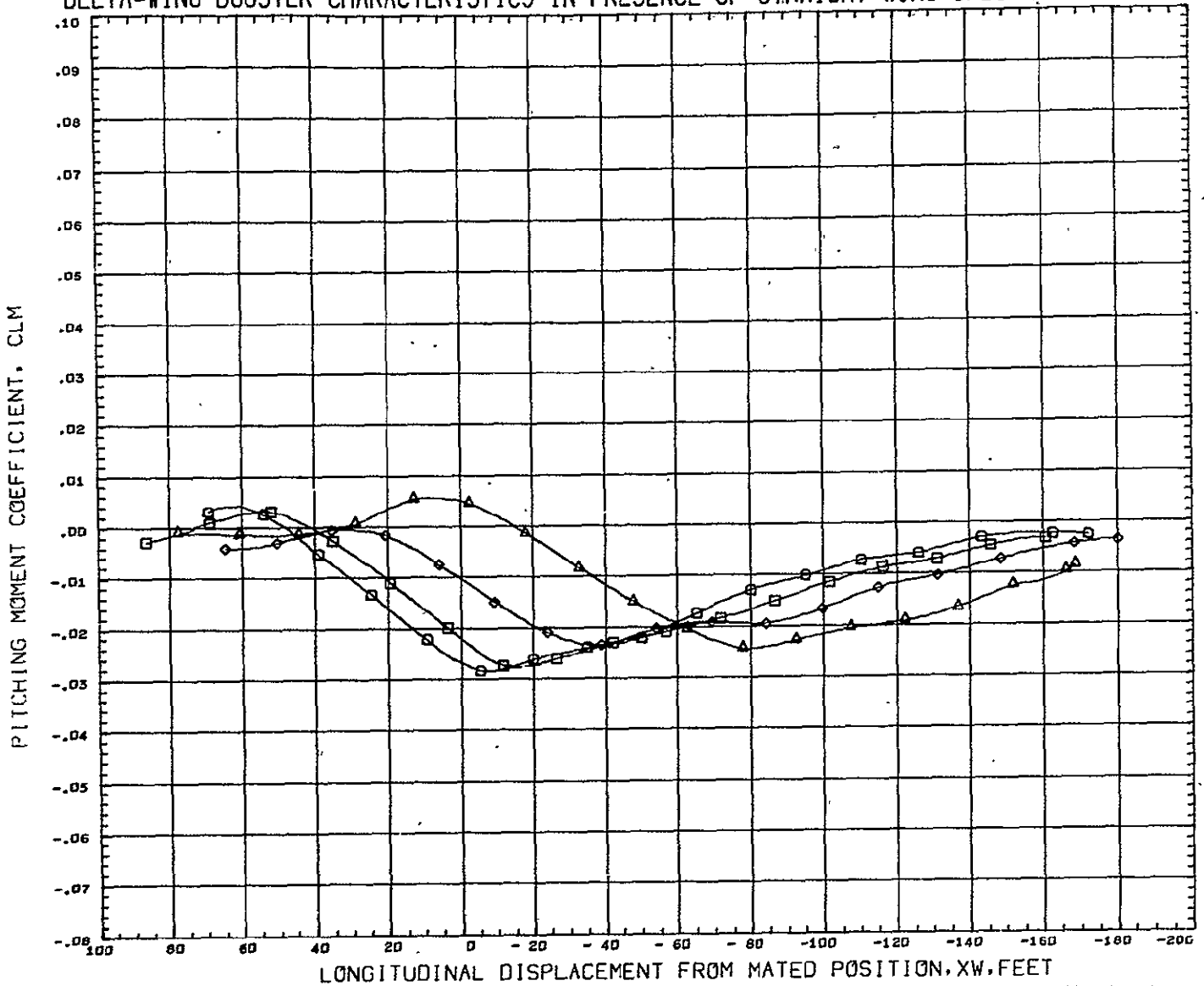
DELTA-WING BOOSTER CHARACTERISTICS IN PRESENCE OF STRAIGHT-WING ORBITER AT M=1.6



SYMBOL	GAP Z	PARAMETRIC VALUES				REFERENCE INFORMATION		
		ALPHA0	ALPHA0	ALPHA0	ALPHA0	REFS	REFL	REFB
○	4.380	5.000	5.000	5.000	12.6740	10.0380	1.4700	IN
□	13.380	1.600	0.000	0.000	6.4000	0.0000	0.8610	IN
◇	29.380	0.000			0.0000	0.0035		IN
△	54.380							IN

DATA HIST. CODE MV

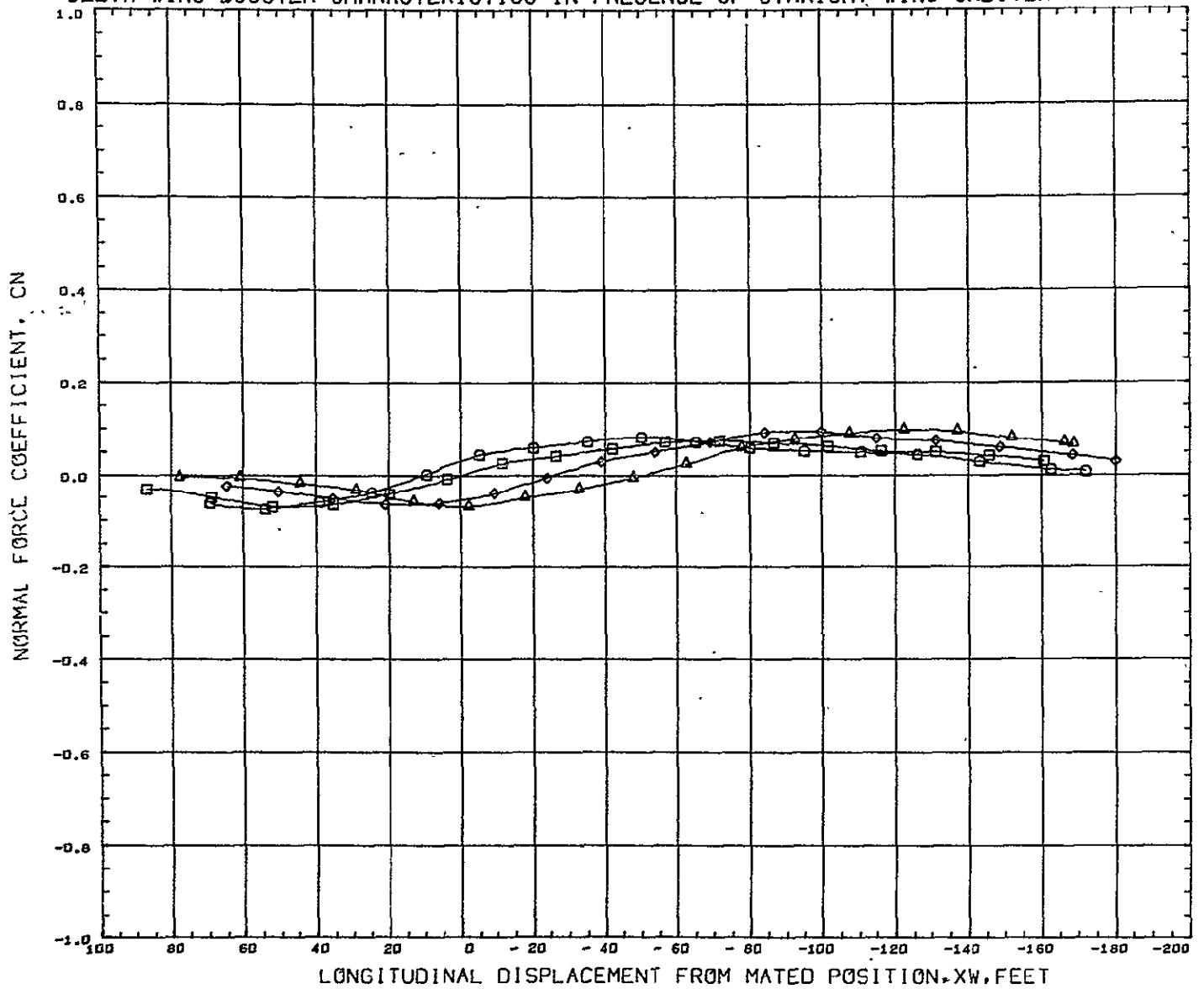
DELTA-WING BOOSTER CHARACTERISTICS IN PRESENCE OF STRAIGHT-WING ORBITER AT M=1.6



SYMBOL	GAP Z	PARAMETRIC VALUES				REFERENCE INFORMATION		
		ALPHA0	ALPHAB	BETA	REFS	REFL	SQ IN	
□	4.380	5.000	0.000		12.6740			
◇	13.380	1.600	0.000		10.0380			
○	29.380	0.000			1.4700			
△	54.380				6.4000			
					YMRP	0.0000	IN	
					ZMRP	0.8610	IN	
					SCALE	0.0035		

DATA HIST. CODE MV

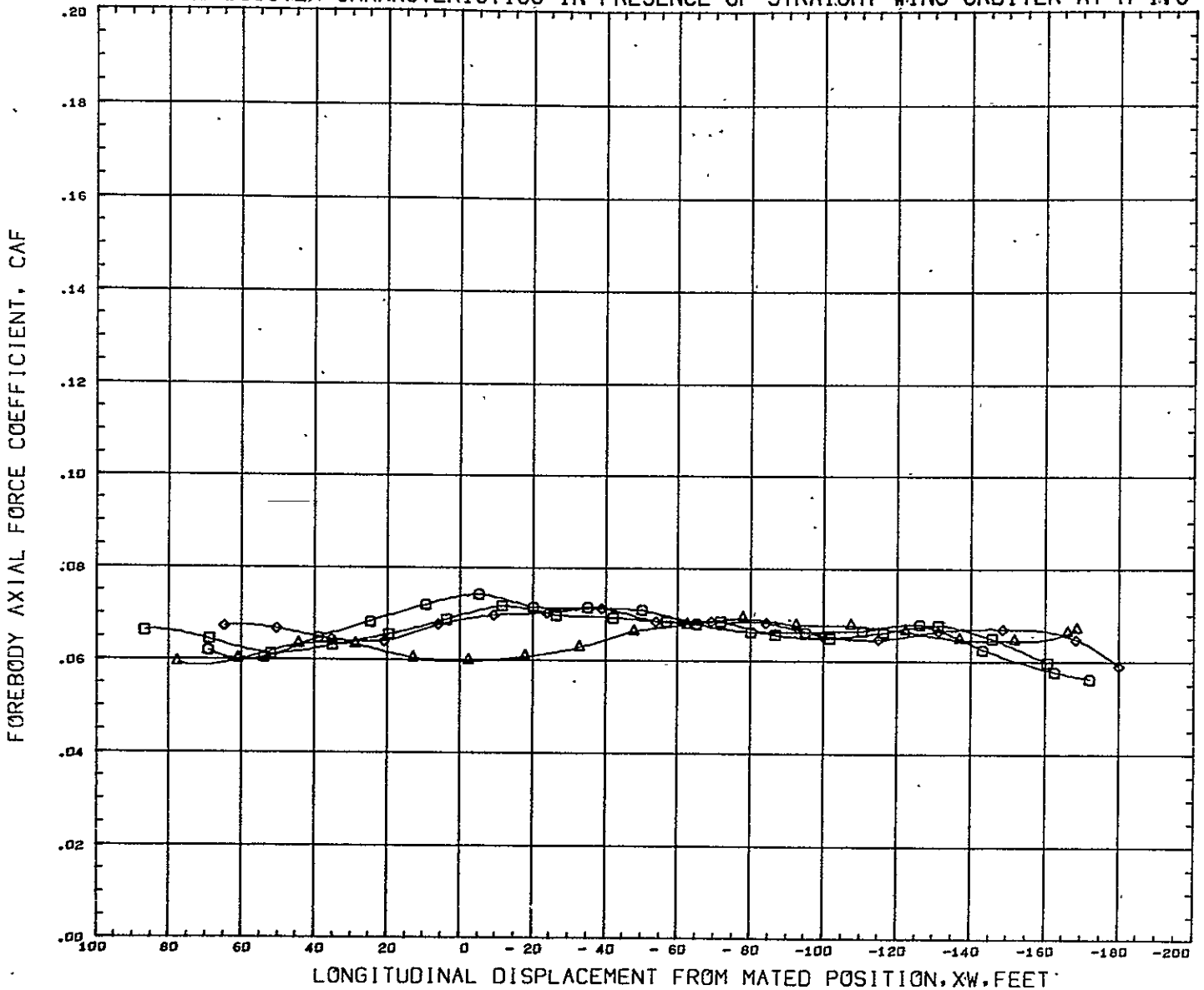
DELTA-WING BOOSTER CHARACTERISTICS IN PRESENCE OF STRAIGHT-WING ORBITER AT M=1.6



SYMBOL	GAP Z	PARAMETRIC VALUES				REFERENCE INFORMATION	
		ALPHA0	ALPHAS	BETA	REFS	IN	
○	4.380	5.000	0.000	0.000	12.6740	SQ IN	
□	13.380	1.600	0.000	0.000	10.0380	IN	
◇	29.380	0.000			1.4700	IN	
△	54.380				6.4000	IN	
					0.0000	IN	
					0.8610	IN	
					0.0035		

DATA HIST. CODE MV

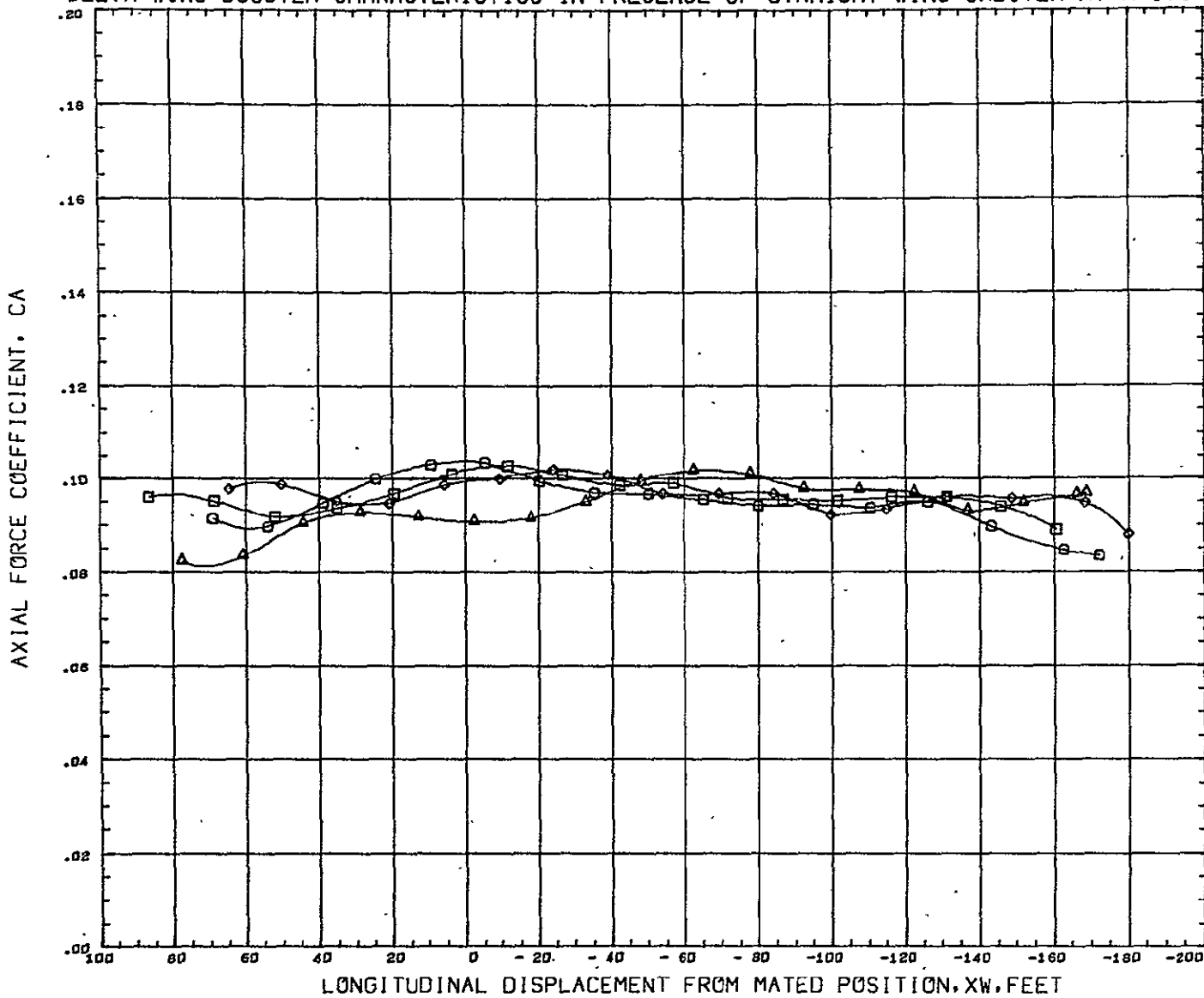
DELTA-WING BOOSTER CHARACTERISTICS IN PRESENCE OF STRAIGHT-WING ORBITER AT M=1.6



SYMBOL	GAP Z	PARAMETRIC VALUES				REFERENCE INFORMATION		
○	4.380	ALPHA0	5.000	ALPHA8	0.000	REFS	12.6740	SQ IN
□	13.380	MACH	1.600	BETA	0.000	REFL	10.0380	IN
◇	29.380	ELEVON	0.000			REFB	1.4700	IN
△	54.380					XMRP	6.4000	IN
						YMRP	0.0000	IN
						ZMRP	0.8610	IN
						SCALE	0.0035	

DATA HIST. CODE HV

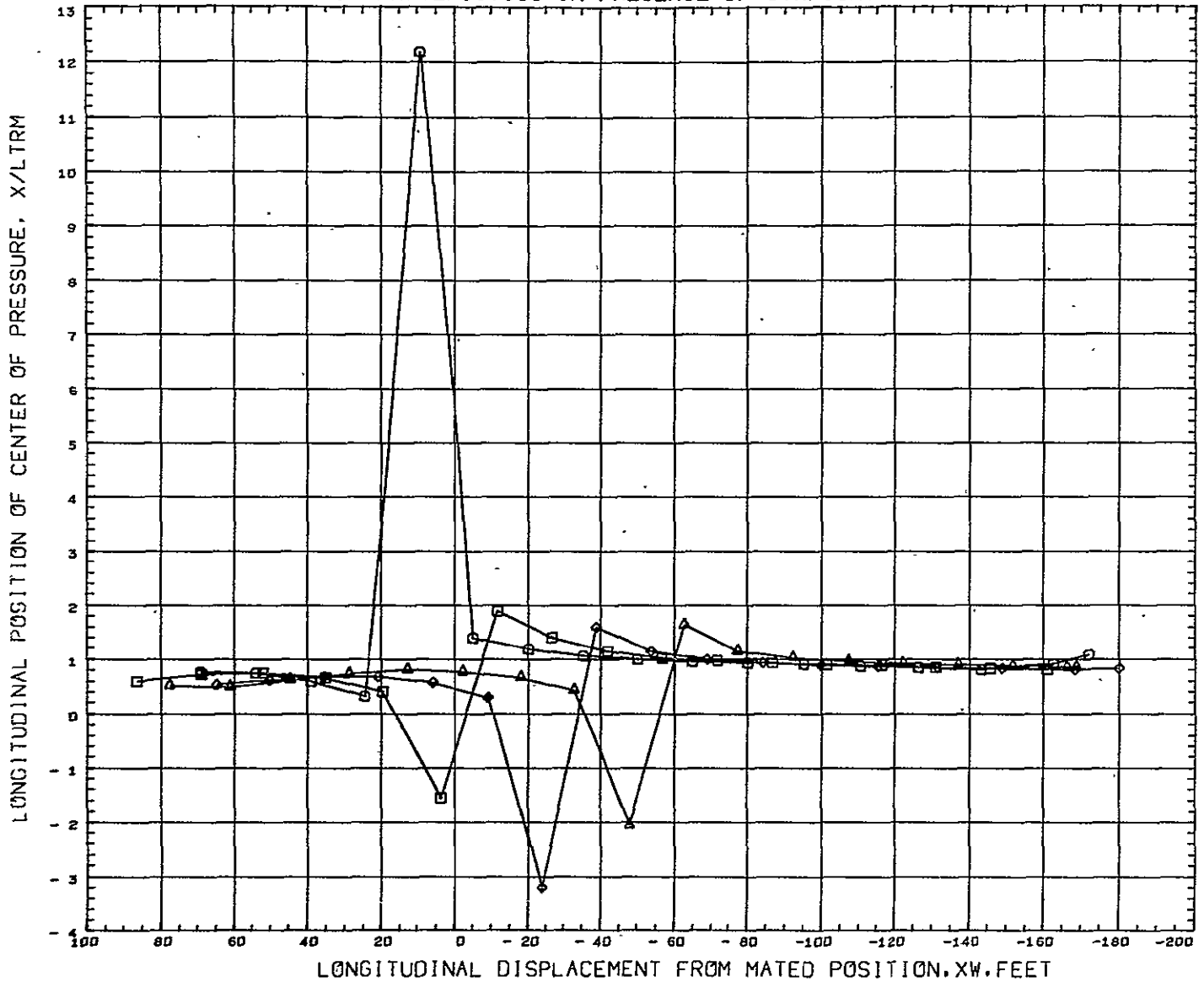
DELTA-WING BOOSTER CHARACTERISTICS IN PRESENCE OF STRAIGHT-WING ORBITER AT M=1.6



SYMBOL	GAP Z	PARAMETRIC VALUES				REFERENCE INFORMATION	
		ALPHA0	ALPHA5	BETA	REFS	IN	
□	4.380	5.000	0.000	0.000	12.6740	SQ IN	
◇	13.380	1.600	0.000	0.000	10.0380	IN	
○	29.380	0.000			1.4700	IN	
△	54.380				6.4000	IN	
					0.0000	IN	
					0.8610	IN	
					0.0035	IN	

DATA HIST. CODE HV

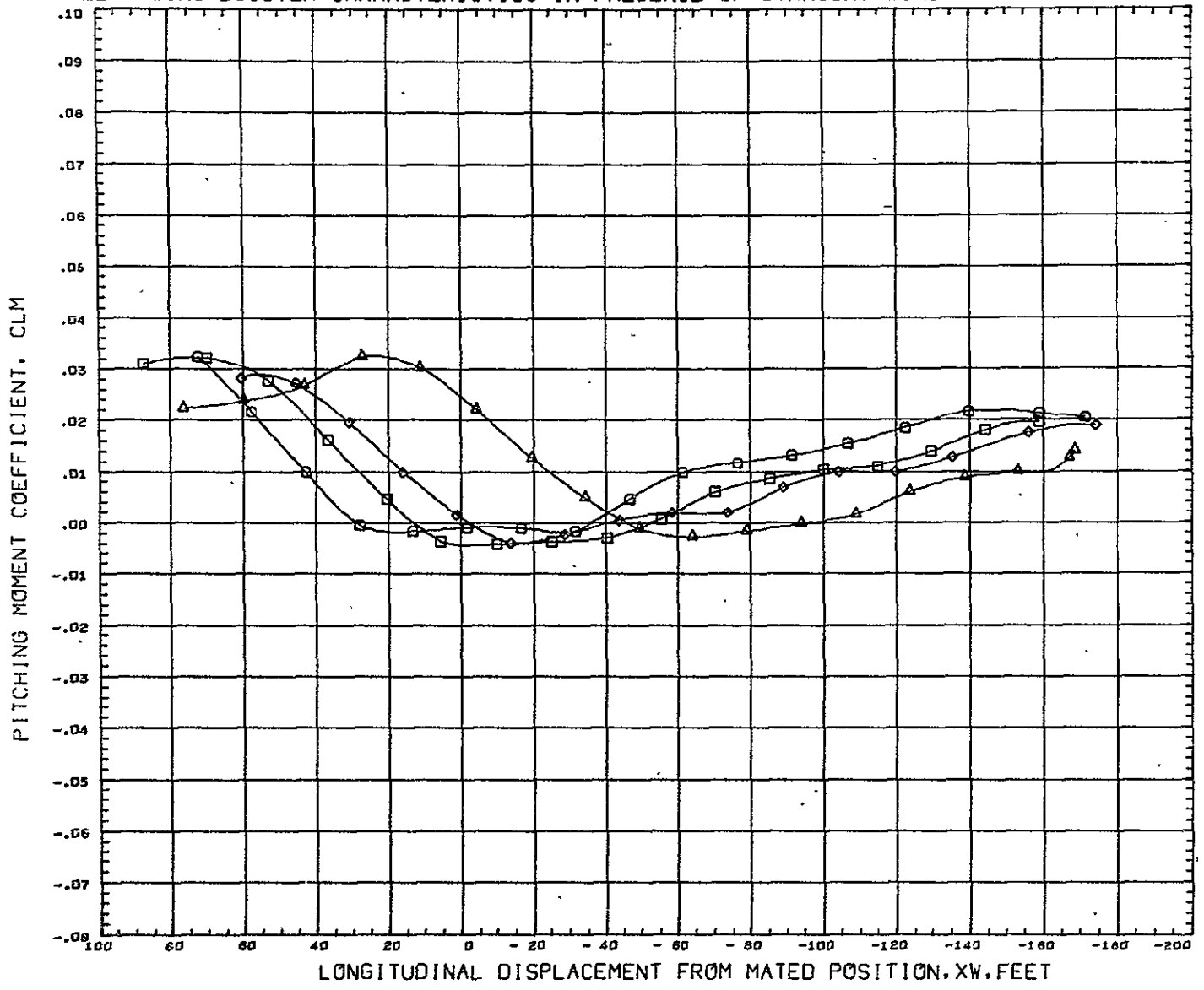
DELTA-WING BOOSTER CHARACTERISTICS IN PRESENCE OF STRAIGHT-WING ORBITER AT M=1.6



SYMBOL	GAP Z	PARAMETRIC VALUES				REFERENCE INFORMATION		
		ALPHA0	ALPHA5	BETA	REFS	REFL	REFB	
□	4.380	5.000	0.000	0.000	12.6740	10.0380	1.4700	
◇	13.380	1.600	0.000	0.000	XNRF	6.4000	0.0000	
○	29.380	ELEVON	0.000		YHRF	0.0000	0.8610	
△	54.380				ZNRF	0.8610	0.0035	
					SCALE			

DATA HIST. CODE MV

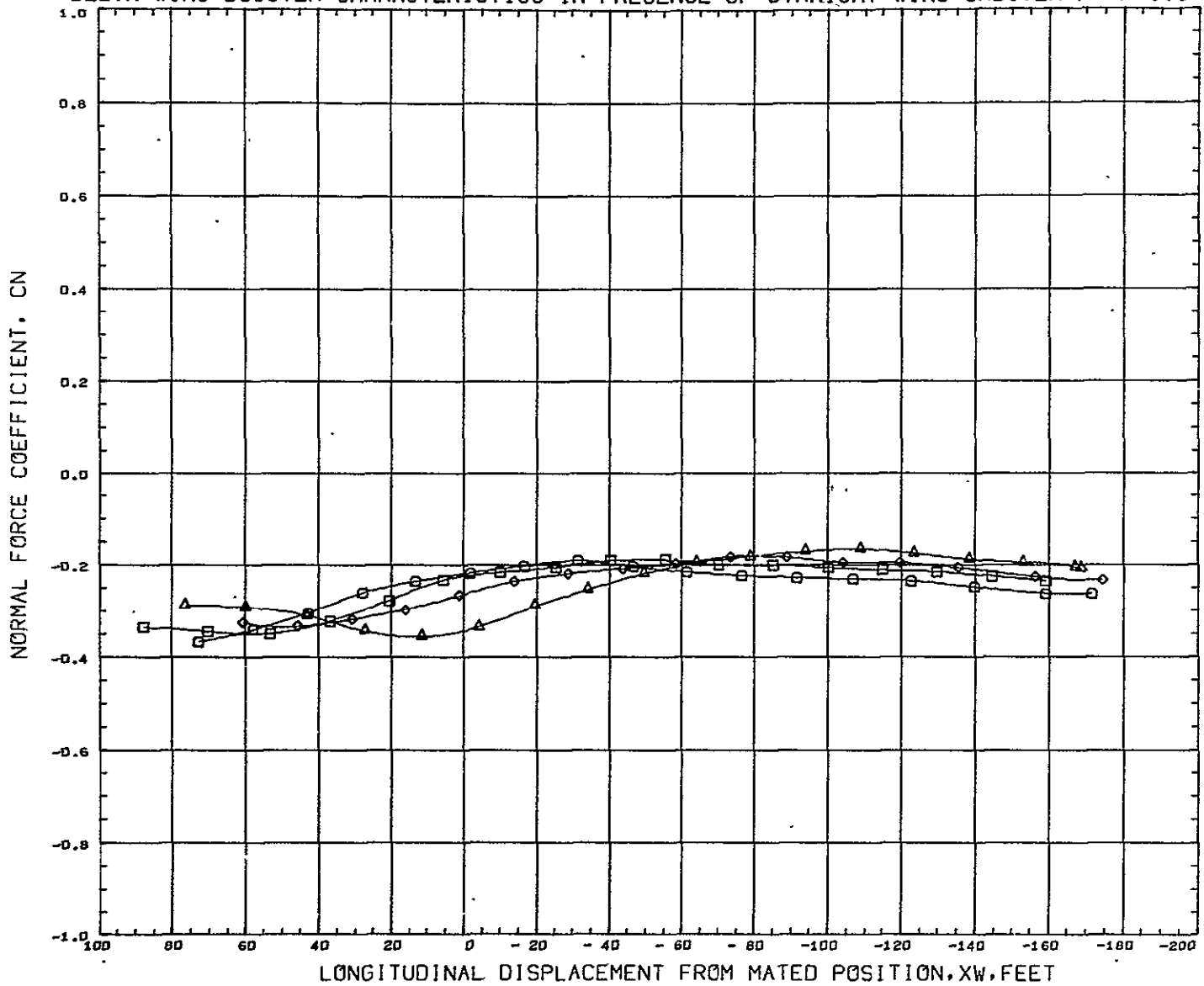
DELTA-WING BOOSTER CHARACTERISTICS IN PRESENCE OF STRAIGHT-WING ORBITER AT M=1.6



SYMBOL	GAP Z	PARAMETRIC VALUES				REFERENCE INFORMATION		
○	4.380	ALPHA0	5.000	ALPHA8	- 5.000	REFS	12.6740	SQ IN
◻	13.380	HACH	1.600	BETA	0.000	REFL	10.0380	IN
◇	29.380	ELEVON	0.000			REFB	1.4700	IN
△	54.380					XMRP	6.4000	IN
						YMRP	0.0000	IN
						ZMRP	0.8610	IN
						SCALE	0.0035	

DATA HIST. CODE MV

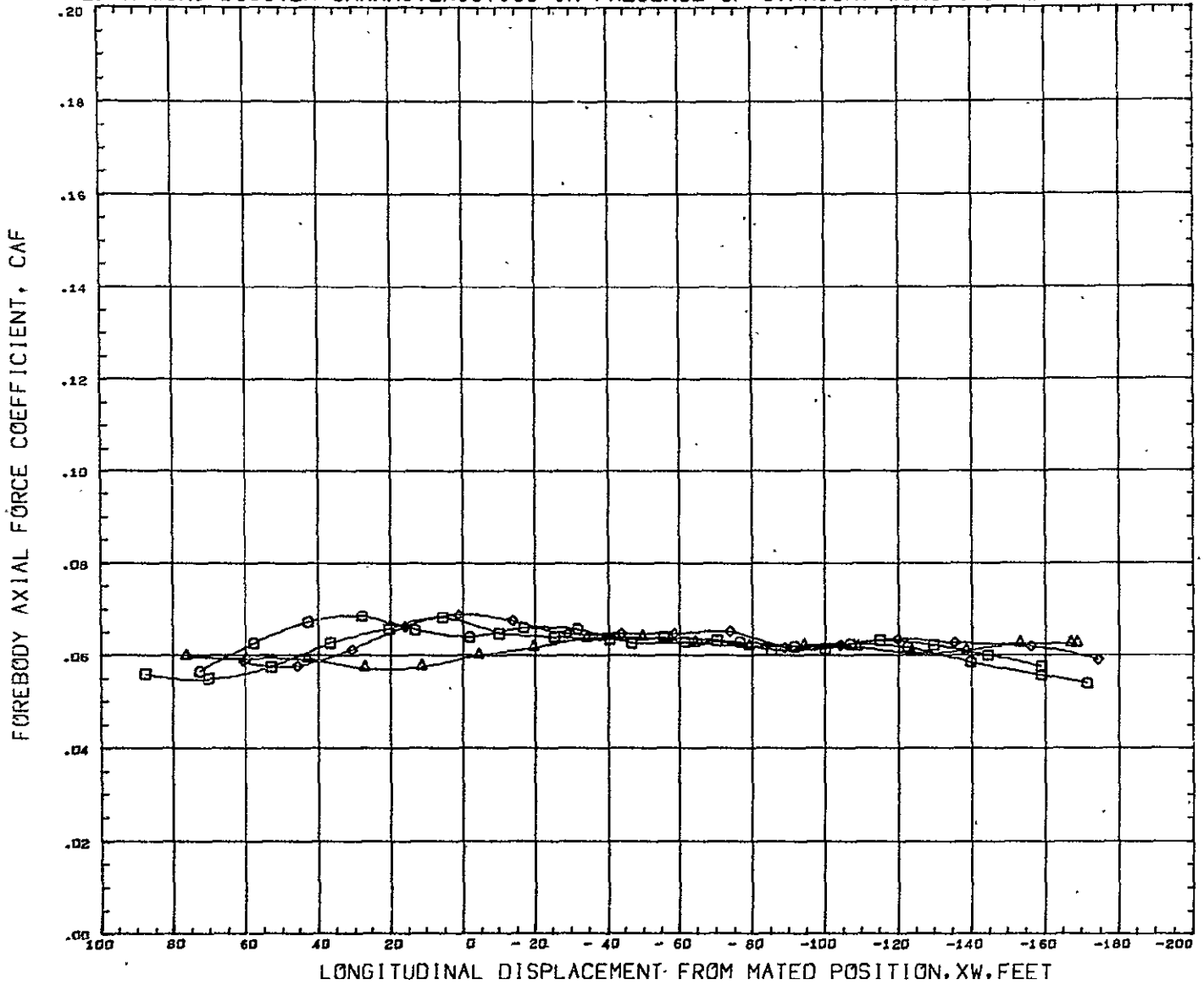
DELTA-WING BOOSTER CHARACTERISTICS IN PRESENCE OF STRAIGHT-WING ORBITER AT M=1.6



SYMBOL	GAP Z	PARAMETRIC VALUES				REFERENCE INFORMATION		
		ALPHA0	ALPHA00	ALPHAB	BETA	REFS	REFL	REFB
○	4.380	5.000	5.000	5.000	12.6740	10.0380	1.4700	SQ IN
□	13.380	1.600	1.600	0.000	6.4000	0.0000	0.8610	IN
◇	29.380	0.000	0.000	0.000	0.0000	0.0000	0.0035	IN
Δ	34.380							IN

DATA HIST. CODE MV

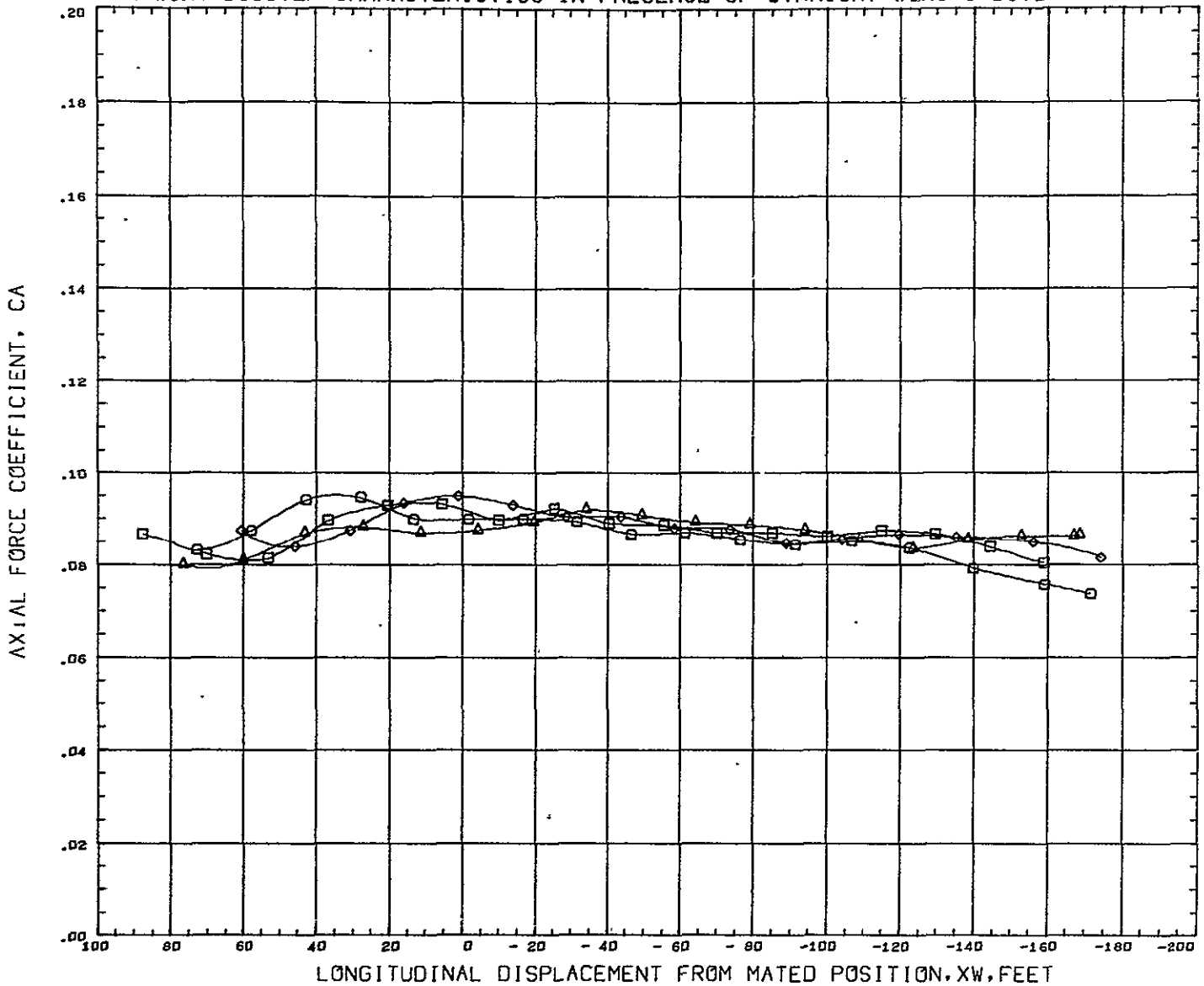
DELTA-WING BOOSTER CHARACTERISTICS IN PRESENCE OF STRAIGHT-WING ORBITER AT M=1.6



SYMBOL	GAP Z	PARAMETRIC VALUES				REFERENCE INFORMATION		
□	4.380	ALPHA0	5.000	ALPHA8	- 5.000	REFS	12.6740	50 IN
◇	13.380	HACH	1.600	BETA	0.000	REFL	10.0380	IN
◇	29.380	ELEVON	0.000			REFB	1.4700	IN
△	54.380					XMRP	6.4000	IN
						YMRP	0.0000	IN
						ZMRP	0.8610	IN
						SCALE	0.0035	

DATA HIST, CODE MV

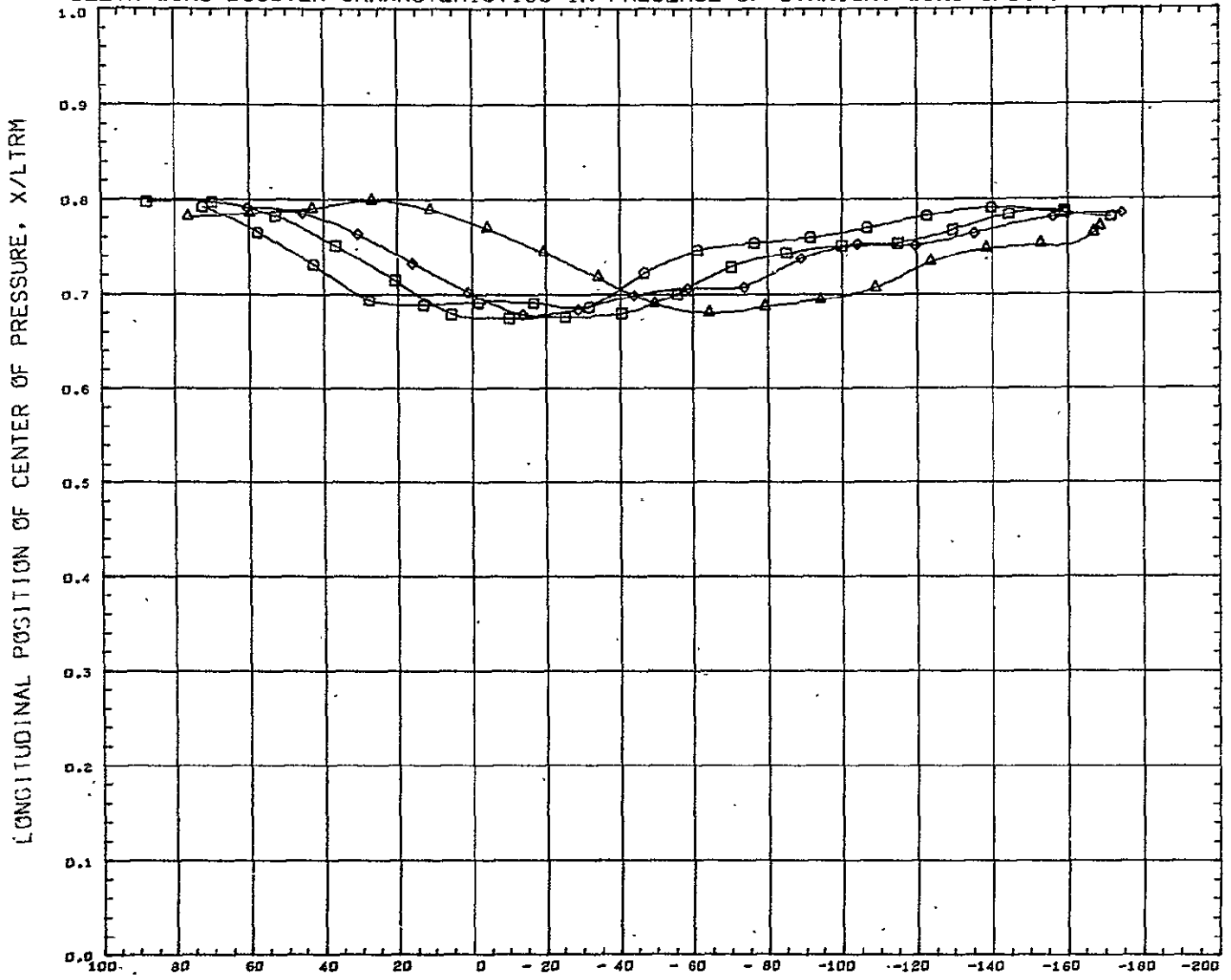
DELTA-WING BOOSTER CHARACTERISTICS IN PRESENCE OF STRAIGHT-WING ORBITER AT M=1.6



SYMBOL	GAP Z	PARAMETRIC VALUES			REFERENCE INFORMATION			
○	4.380	ALPHA0	5.000	ALPHAB	- 5.000	REFS	12.6740	SQ IN
□	13.380	MACH	1.600	BETA	0.000	REFL	10.0380	IN
◇	29.380	ELEVON	0.000			REFB	1.4700	IN
△	54.380					XMRP	6.4000	IN
						YMRP	0.0000	IN
						ZMRP	0.8610	IN
						SCALE	0.0035	

DATA HIST. CODE MV

DELTA-WING BOOSTER CHARACTERISTICS IN PRESENCE OF STRAIGHT-WING ORBITER AT M=1.6

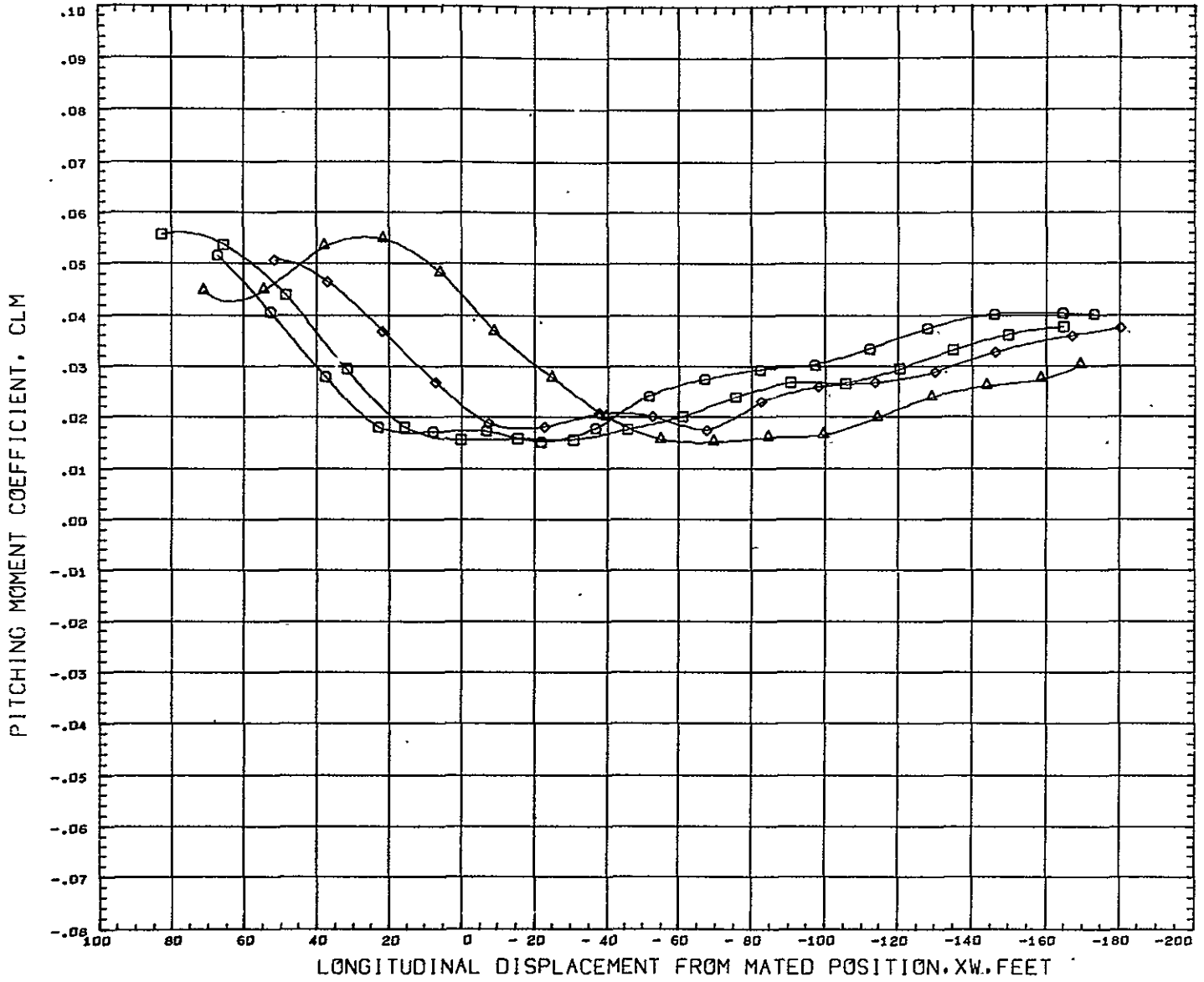


LONGITUDINAL DISPLACEMENT FROM MATED POSITION, XW, FEET

SYMBOL	GAP 2	PARAMETRIC VALUES				REFERENCE INFORMATION					
		ALPHA0	ALPHAB	BETA	REFS	REFL	REFB	XMRF	YMRP	ZMRP	SCALE
□	4.380	5.000	-5.000	0.000	12.6740	10.0380	1.4700	6.4000	0.0000	0.8610	0.0035
◇	13.380	5.000	-5.000	0.000	12.6740	10.0380	1.4700	6.4000	0.0000	0.8610	0.0035
◊	29.380	5.000	-5.000	0.000	12.6740	10.0380	1.4700	6.4000	0.0000	0.8610	0.0035
△	52.380	5.000	-5.000	0.000	12.6740	10.0380	1.4700	6.4000	0.0000	0.8610	0.0035

DATA HIST. CODE MV

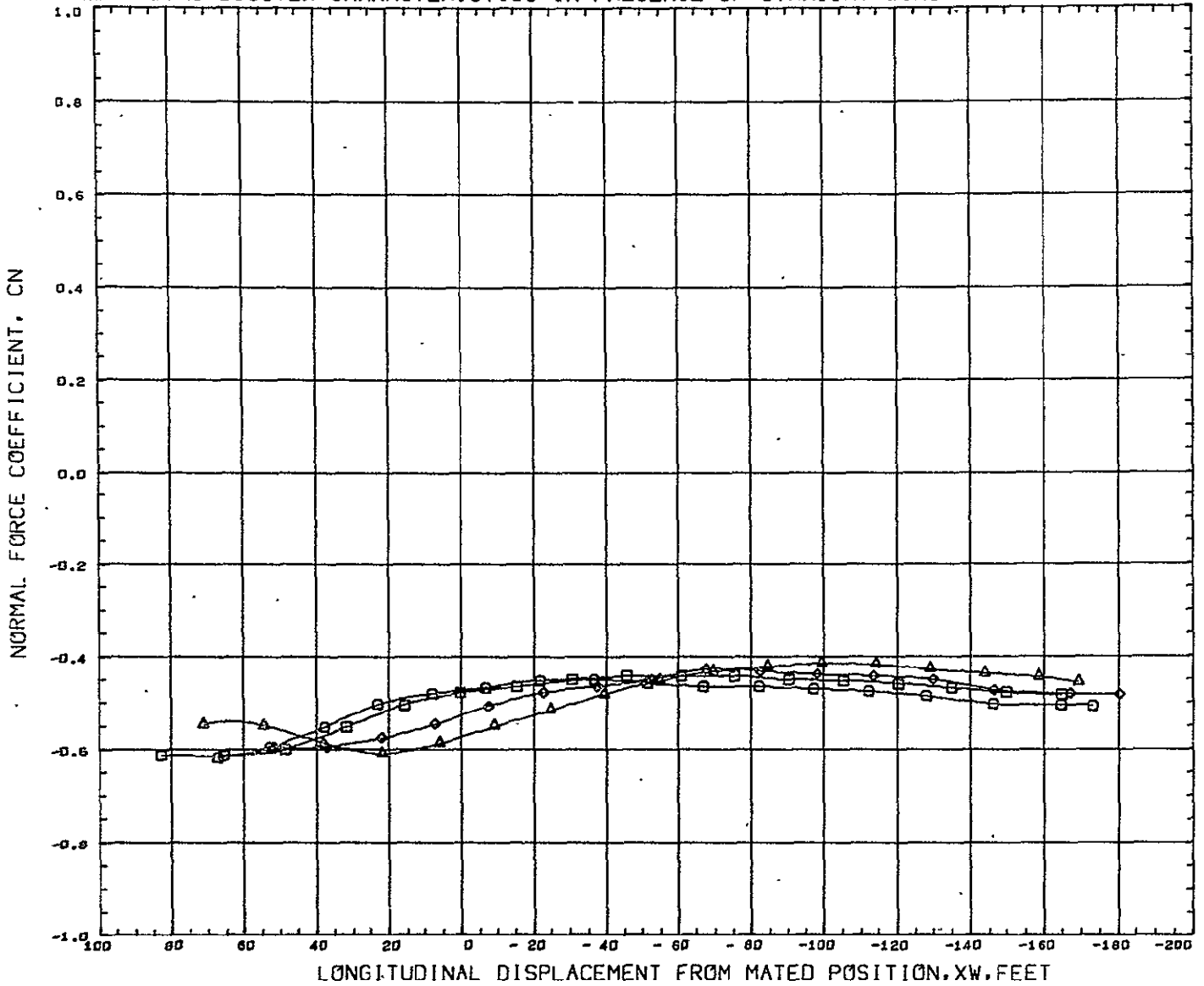
DELTA-WING BOOSTER CHARACTERISTICS IN PRESENCE OF STRAIGHT-WING ORBITER AT M=1.6



SYMBOL	GAP Z	PARAMETRIC VALUES	REFERENCE INFORMATION
○	4.380	ALPHA0 5.000 ALPHA _B -10.000	REFS 12.6740 SQ IN
□	13.380	MACH 1.600 BETA 0.000	REFL 10.0380 IN
◇	29.380	ELEVON 0.000	REFB 1.4700 IN
△	54.380		XHRF 6.4000 IN
			YHRF 0.0000 IN
			ZHRF 0.8610 IN
			SCALE 0.0035

DATA HIST. CODE HV

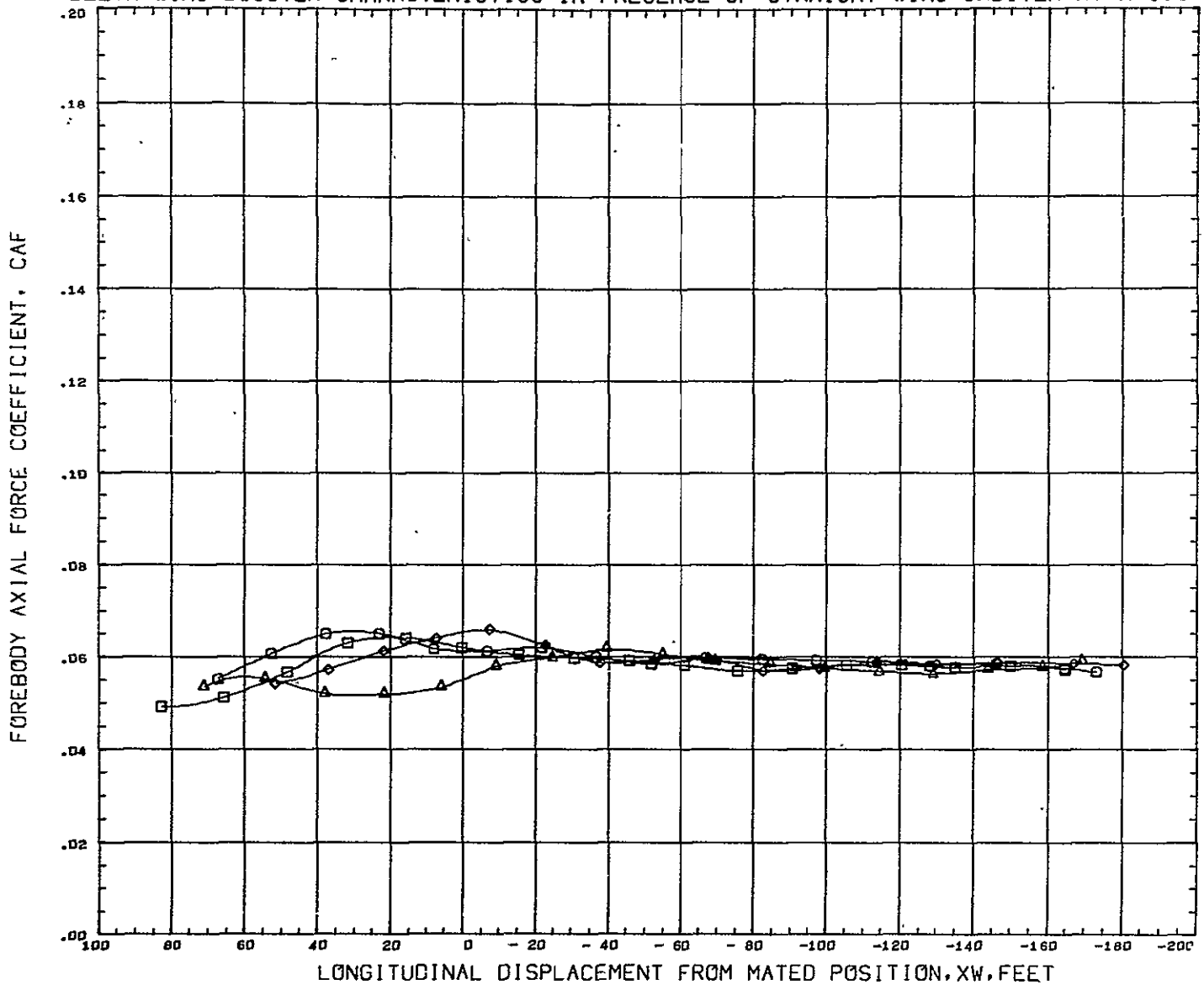
DELTA-WING BOOSTER CHARACTERISTICS IN PRESENCE OF STRAIGHT-WING ORBITER AT M=1.6



SYMBOL	GAF Z	PARAMETRIC VALUES				REFERENCE INFORMATION		
○	4.380	ALPHA0	5.000	ALPHAB	- 10.000	REFS	12.6740	SQ IN
□	13.380	HACH	1.600	BETA	0.000	REFL	10.0380	IN
◇	29.380	ELEVON	0.000			REFB	1.4700	IN
△	54.380					XMRP	6.4000	IN
						YMRP	0.0000	IN
						ZMRP	0.8610	IN
						SCALE	0.0035	

DATA HIST. CODE MV

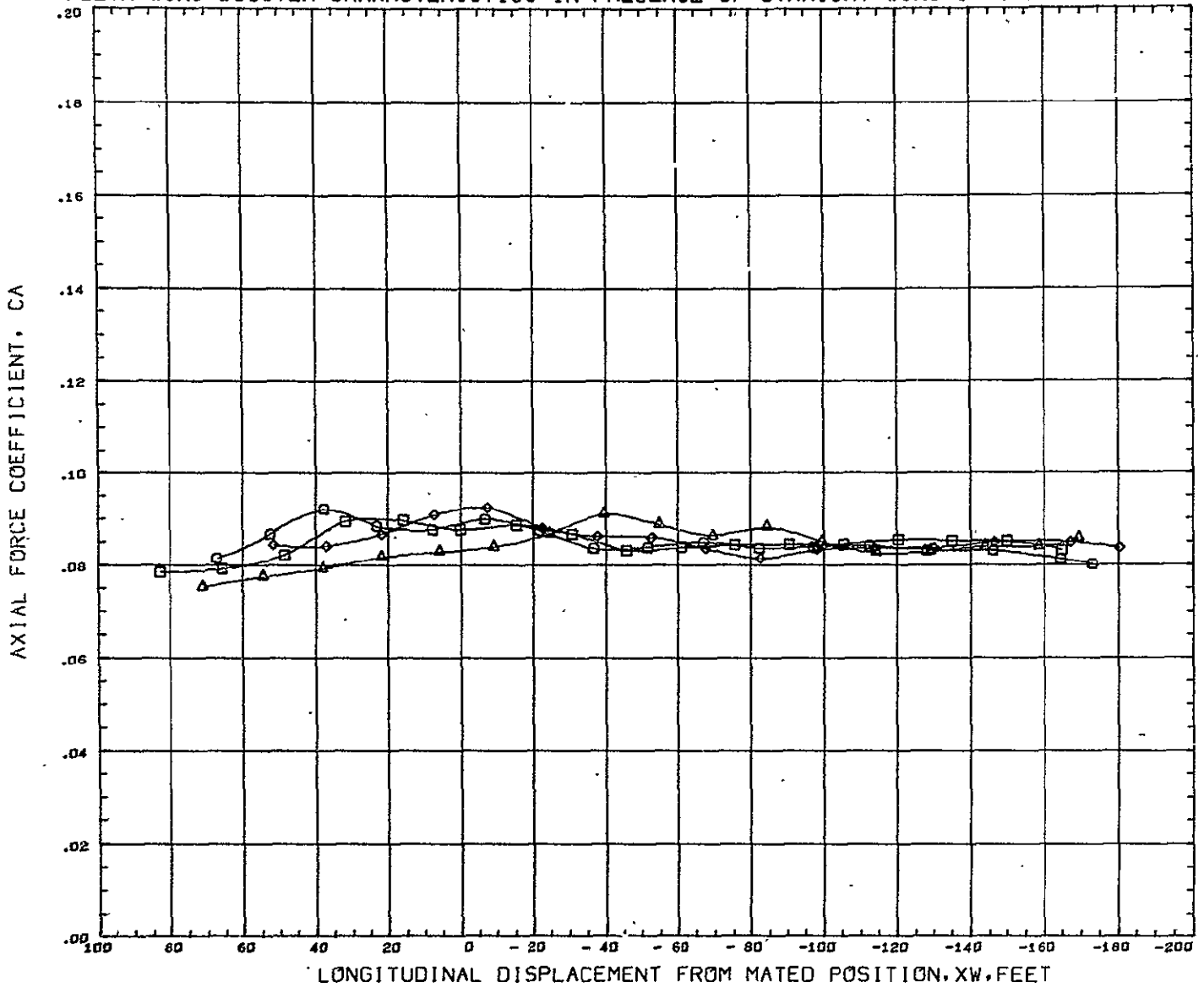
DELTA-WING BOOSTER CHARACTERISTICS IN PRESENCE OF STRAIGHT-WING ORBITER AT M=1.6



SYMBOL	GAF Z	PARAMETRIC VALUES				REFERENCE INFORMATION		
○	4.380	ALPHA0	5.000	ALPHAB	-10.000	REFS	12.6740	SQ IN
□	13.380	MACH	1.600	BETA	0.000	REFL	10.0380	IN
◇	29.380	ELEVON	0.000			REFB	1.4700	IN
△	54.380					XHRF	6.4000	IN
						YHRF	0.0000	IN
						ZHRF	0.8610	IN
						SCALE	0.0035	

DATA HIST. CODE MV

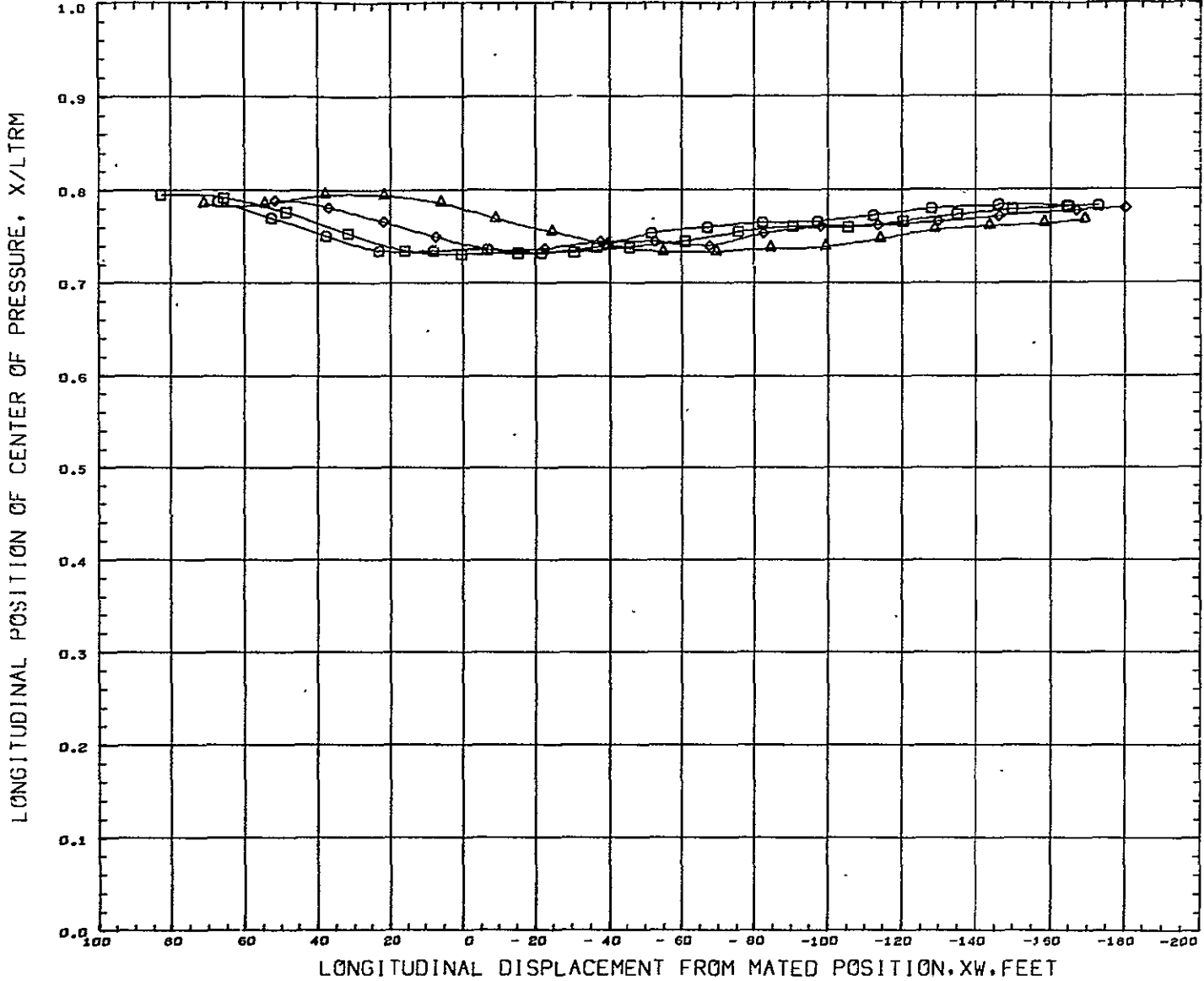
DELTA-WING BOOSTER CHARACTERISTICS IN PRESENCE OF STRAIGHT-WING ORBITER AT M=1.6



SYMBOL	GAF Z	PARAMETRIC VALUES				REFERENCE INFORMATION		
○	4.380	ALPHA0	5.000	ALPHAB	- 10.000	REFS	12.6740	SQ IN
□	13.380	MACH	1.600	BETA	0.000	REFL	10.0380	IN
◇	29.380	ELEVON	0.000			REFB	1.4700	IN
△	54.380					XNRP	6.4000	IN
						YNRP	0.9000	IN
						ZNRP	0.8610	IN
						SCALE	0.0035	

DATA HIST. CODE HV

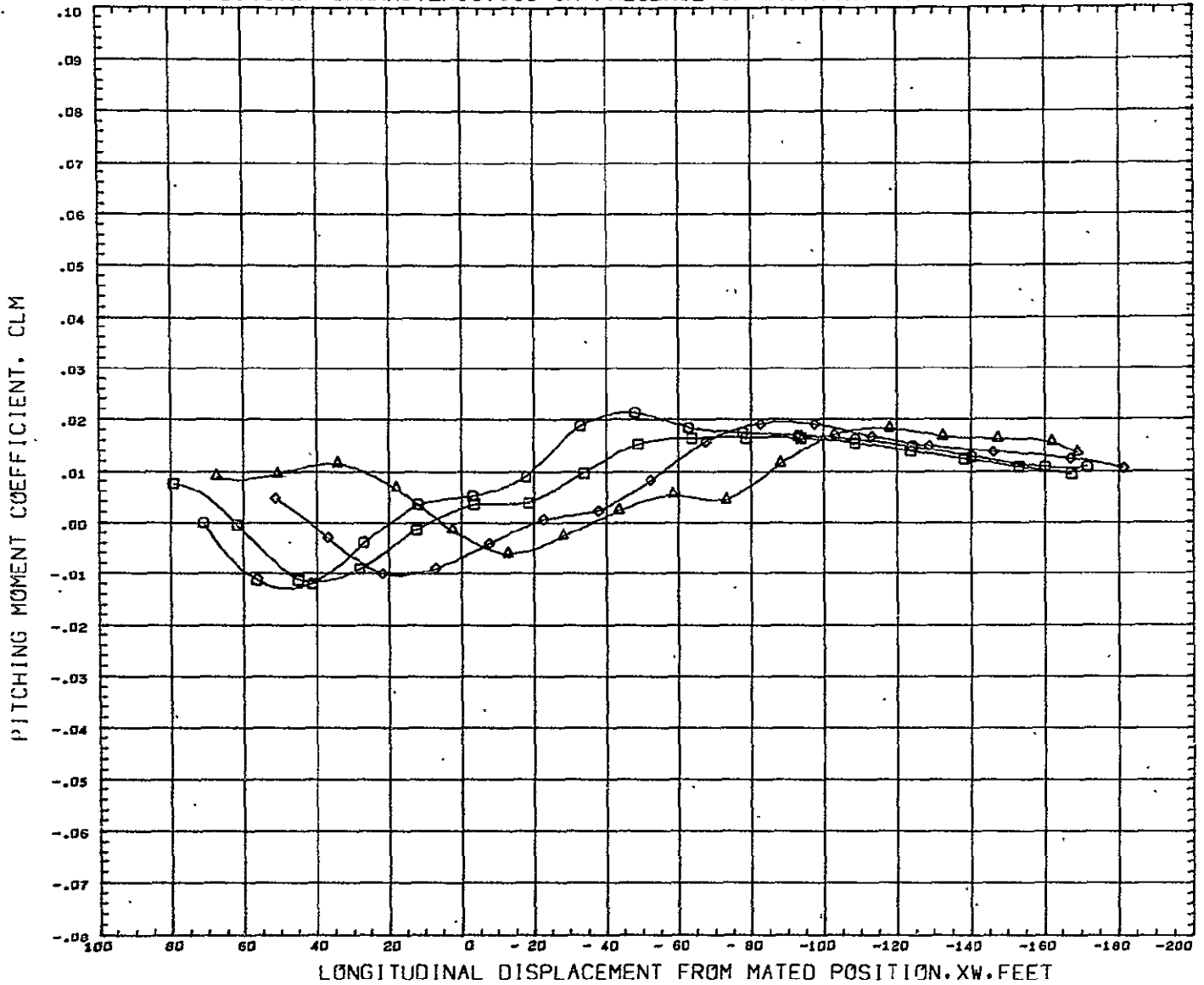
DELTA-WING BOOSTER CHARACTERISTICS IN PRESENCE OF STRAIGHT-WING ORBITER AT M=1.6



SYMBOL	GAP Z	PARAMETRIC VALUES				REFERENCE INFORMATION		
		ALPHA0	ALPHAB	BETA	REFS	REFL	REFB	
○	4.380	5.000	-10.000		12.6740	10.0380	1.4700	
□	13.380	1.600	0.000		6.4000	0.0000	0.8610	
◊	29.380	0.000			0.0035			
△	54.380							

DATA HIST. CODE HV

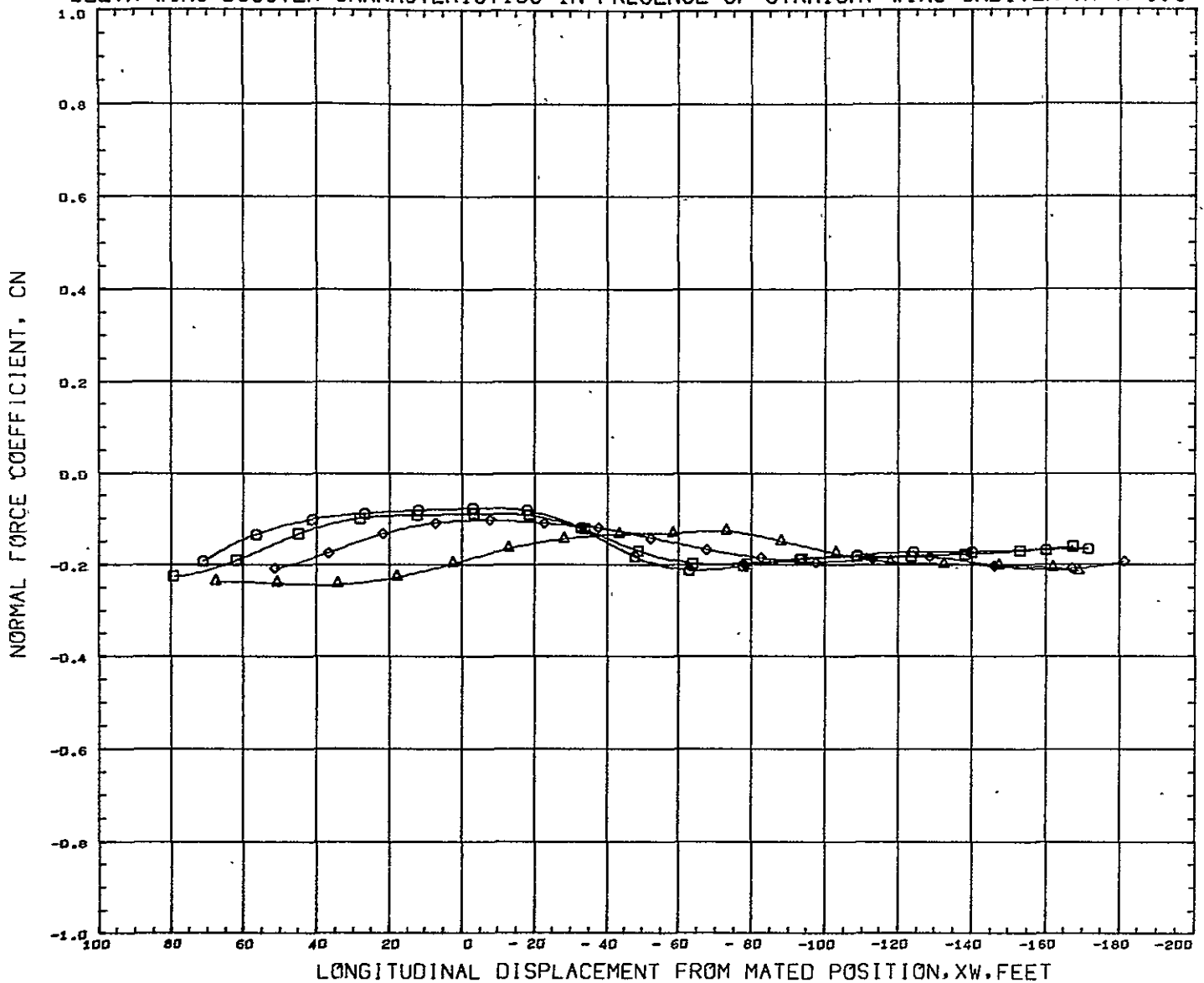
DELTA-WING BOOSTER CHARACTERISTICS IN PRESENCE OF STRAIGHT-WING ORBITER AT M=1.6



SYMBOL	GAP Z	PARAMETRIC VALUES			REFERENCE INFORMATION		
		ALPHA0	MACH	BETA	REFS	IN	SQ IN
○	2.380	- 5.000	1.600	- 5.000	12.6740		
□	13.380			0.000	10.0380		IN
◇	29.380	ELEVON	0.000		1.4700		IN
△	54.380				6.4000		IN
					YHRP	0.0000	IN
					ZHRP	0.8610	IN
					SCALE	0.0035	

DATA HIST. CODE MV .

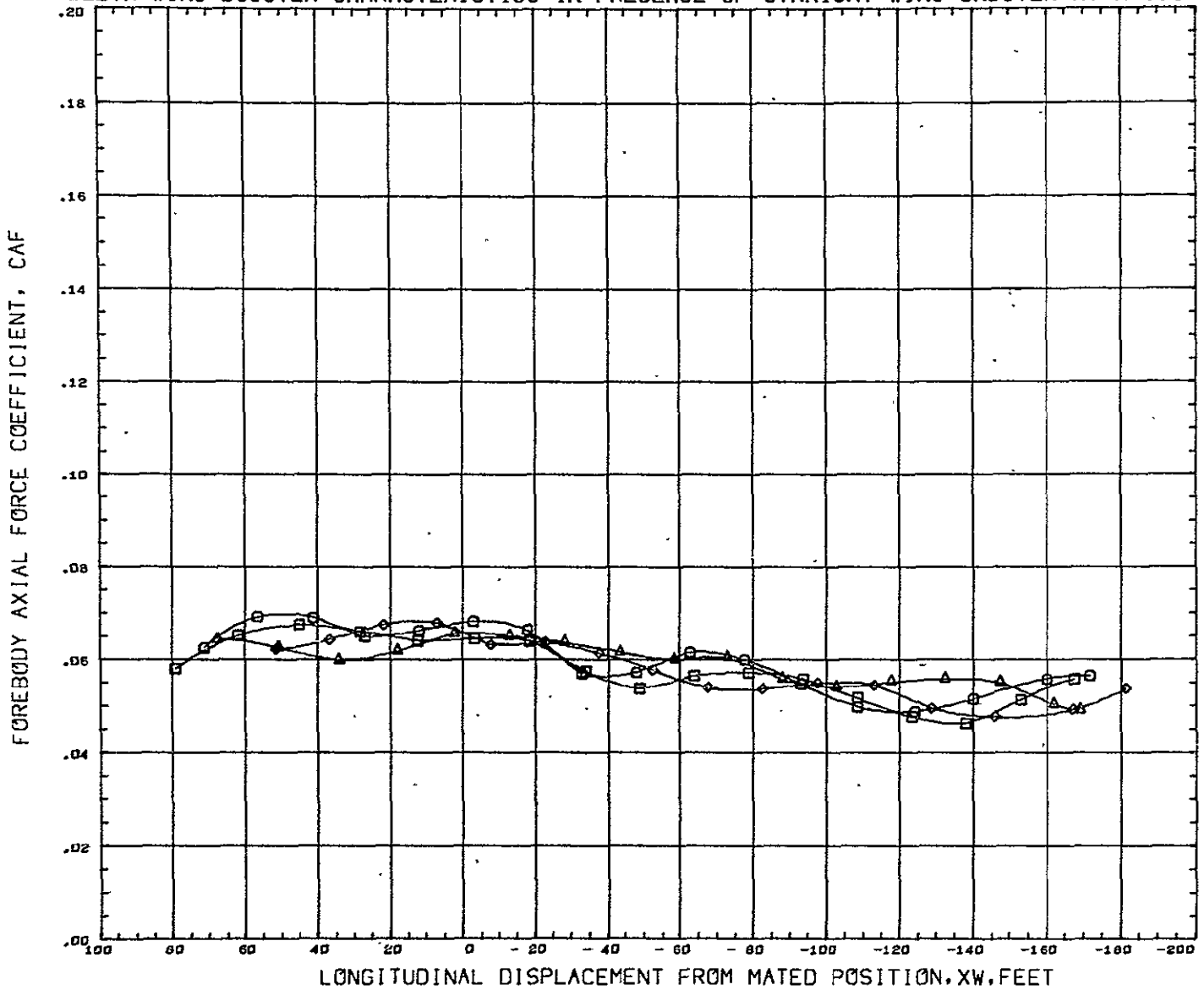
DELTA-WING BOOSTER CHARACTERISTICS IN PRESENCE OF STRAIGHT-WING ORBITER AT M=1.6



SYMBOL	GAP Z	PARAMETRIC VALUES		REFERENCE INFORMATION				
○	4.380	ALPHA0	- 5.000	ALPHA8	- 5.000	REFS	12.6740	SQ IN
□	13.380	MACH	1.600	BETA	0.000	REFL	10.0380	IN
◇	29.380	ELEVON	0.000			REFB	1.4700	IN
△	54.380					XMRP	6.4000	IN
						YMRP	0.0000	IN
						ZMRP	0.8610	IN
						SCALE	0.0035	

DATA HIST. CODE MV

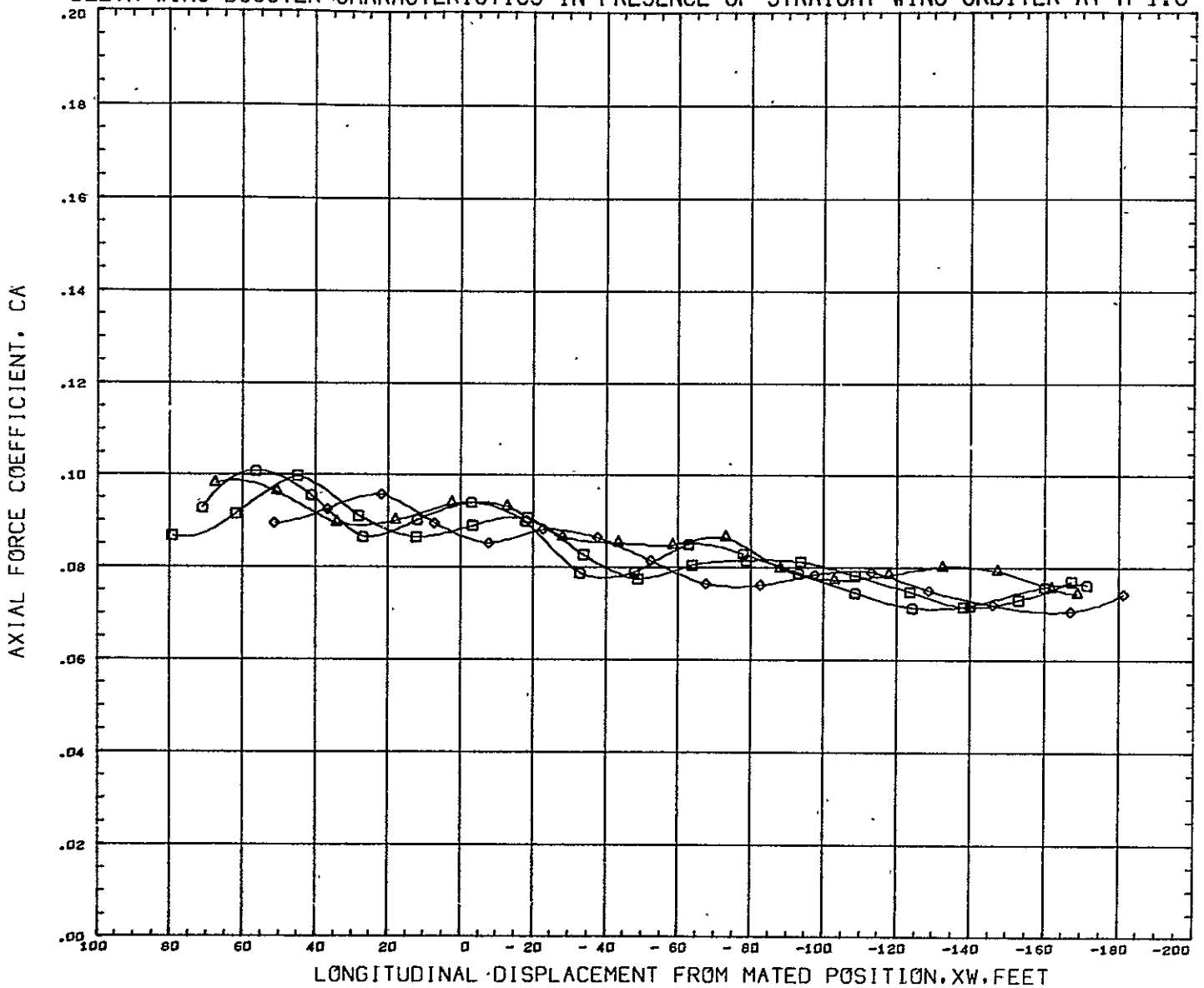
DELTA-WING BOOSTER CHARACTERISTICS IN PRESENCE OF STRAIGHT-WING ORBITER AT M=1.6



SYMBOL	GAP Z	PARAMETRIC VALUES				REFERENCE INFORMATION		
		ALPHA0	ALPHAB	MACH	BETA	REFS	REFL	REFB
□	4.380	- 5.000	- 5.000	1.600	0.000	12.6740	10.0380	1.4700
◇	13.380					6.4000	0.0000	0.8610
◇	29.380					0.0035		
△	54.380							

DATA HIST. CODE MV

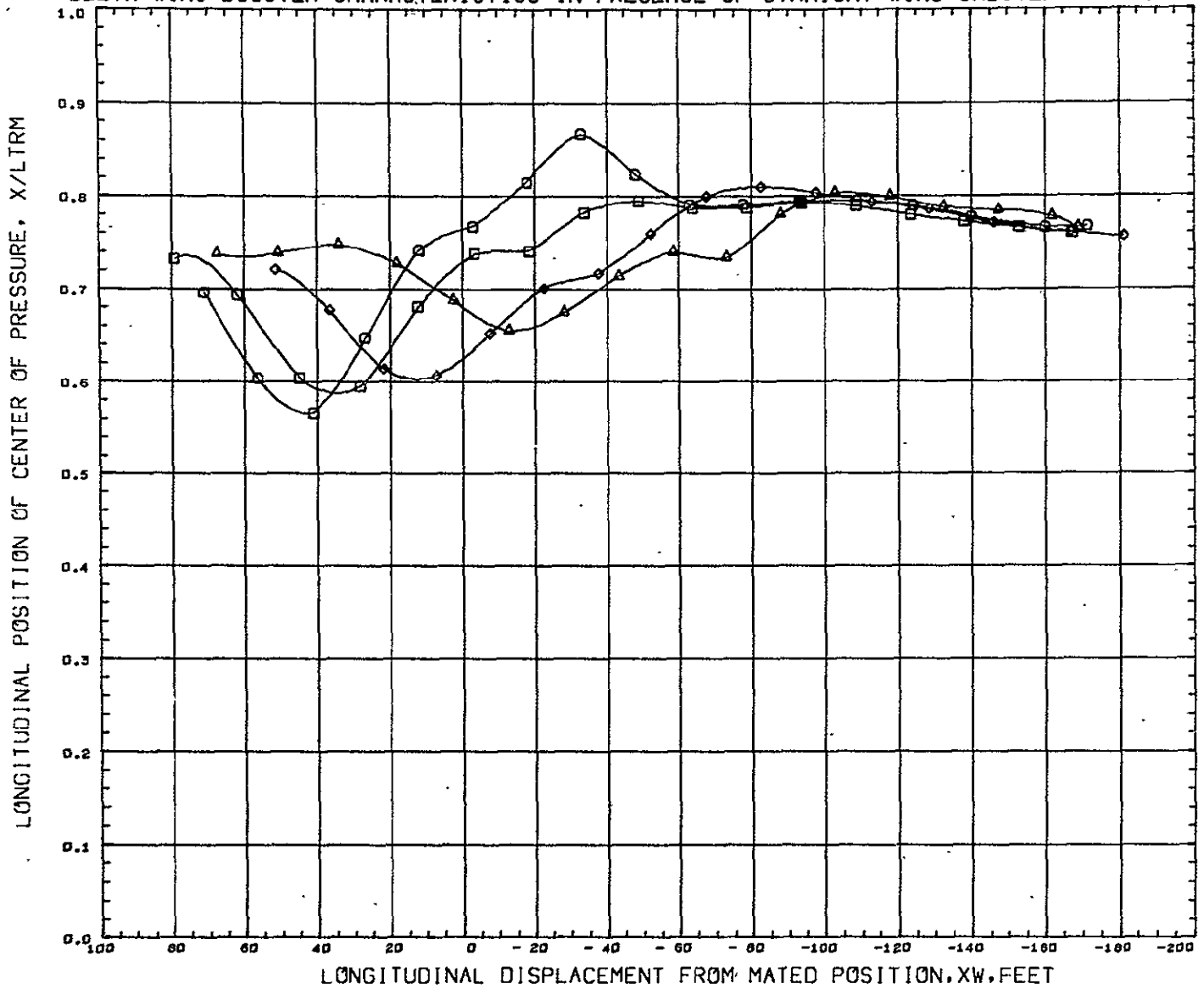
DELTA-WING BOOSTER CHARACTERISTICS IN PRESENCE OF STRAIGHT-WING ORBITER AT M=1.6



SYMBOL	GAP Z	PARAMETRIC VALUES		REFERENCE INFORMATION				
□	4.380	ALPHA0	- 5.000	ALPHAB	- 5.000	REFS	12.6740	SQ IN
◇	13.380	MACH	1.600	BETA	0.000	REFL	10.0380	IN
◇	29.380	ELEVON	0.000			REFB	1.4700	IN
△	54.380					XMRP	6.4000	IN
						YMRP	0.0000	IN
						ZMRP	0.8610	IN
						SCALE	0.0035	

DATA HIST. CODE MV

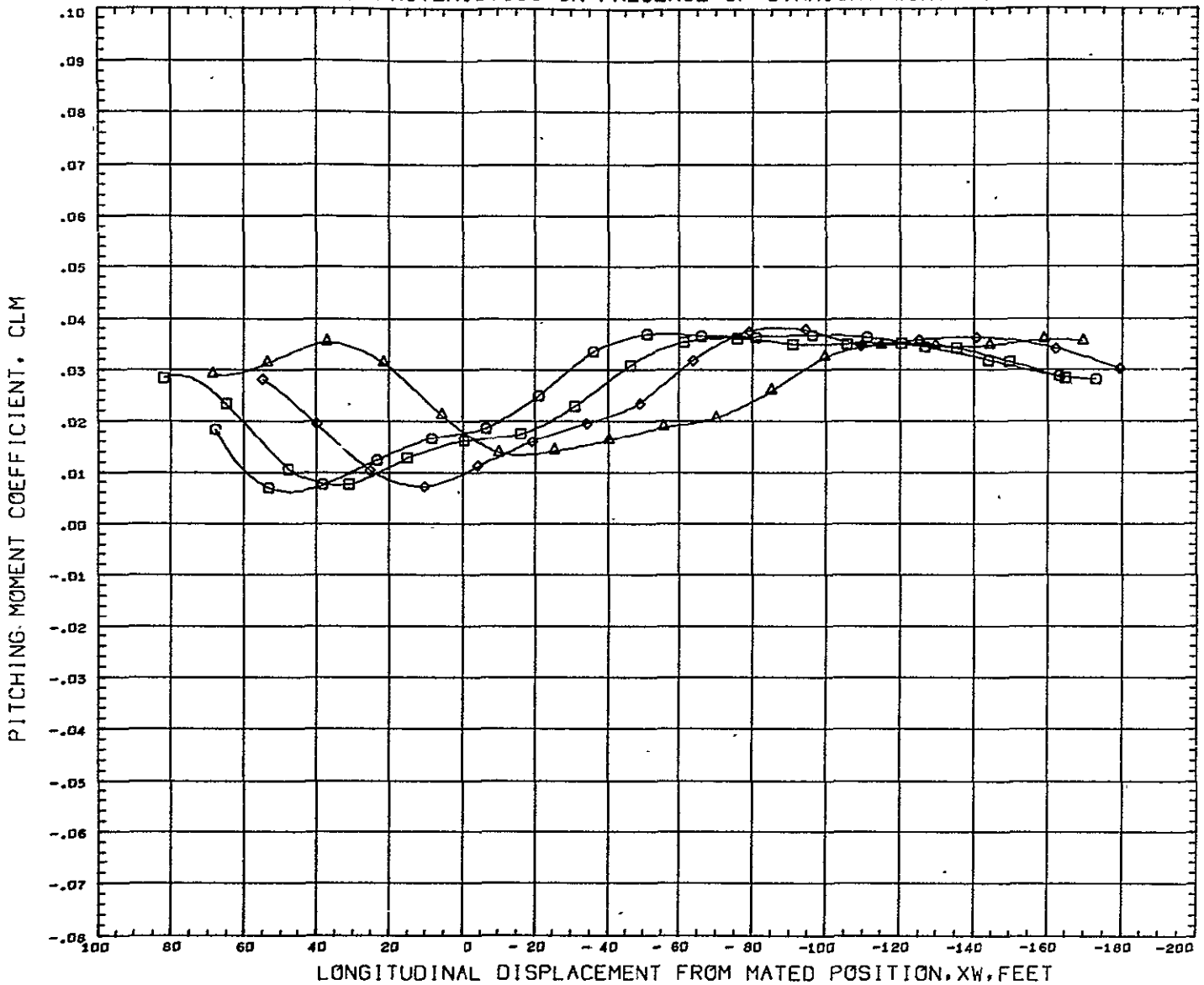
DELTA-WING BOOSTER CHARACTERISTICS IN PRESENCE OF STRAIGHT-WING ORBITER AT M=1.6



SYMBOL	GAF Z	PARAMETRIC VALUES			REFERENCE INFORMATION		
		ALPHA0	HACH	ELEVON	ALPHA0	ALPHA0	BETA
○	4.380	5.000	1.600	0.000	5.000	0.000	REFS 12.6740
□	13.380	5.000	1.600	0.000	5.000	0.000	REFL 10.0380
◇	29.380	5.000	1.600	0.000	5.000	0.000	REFB 1.4700
△	54.380	5.000	1.600	0.000	5.000	0.000	XMRP 6.4000
							YMRP 0.0000
							ZMRP 0.8610
							SCALE 0.0035

DATA HIST. CODE HV

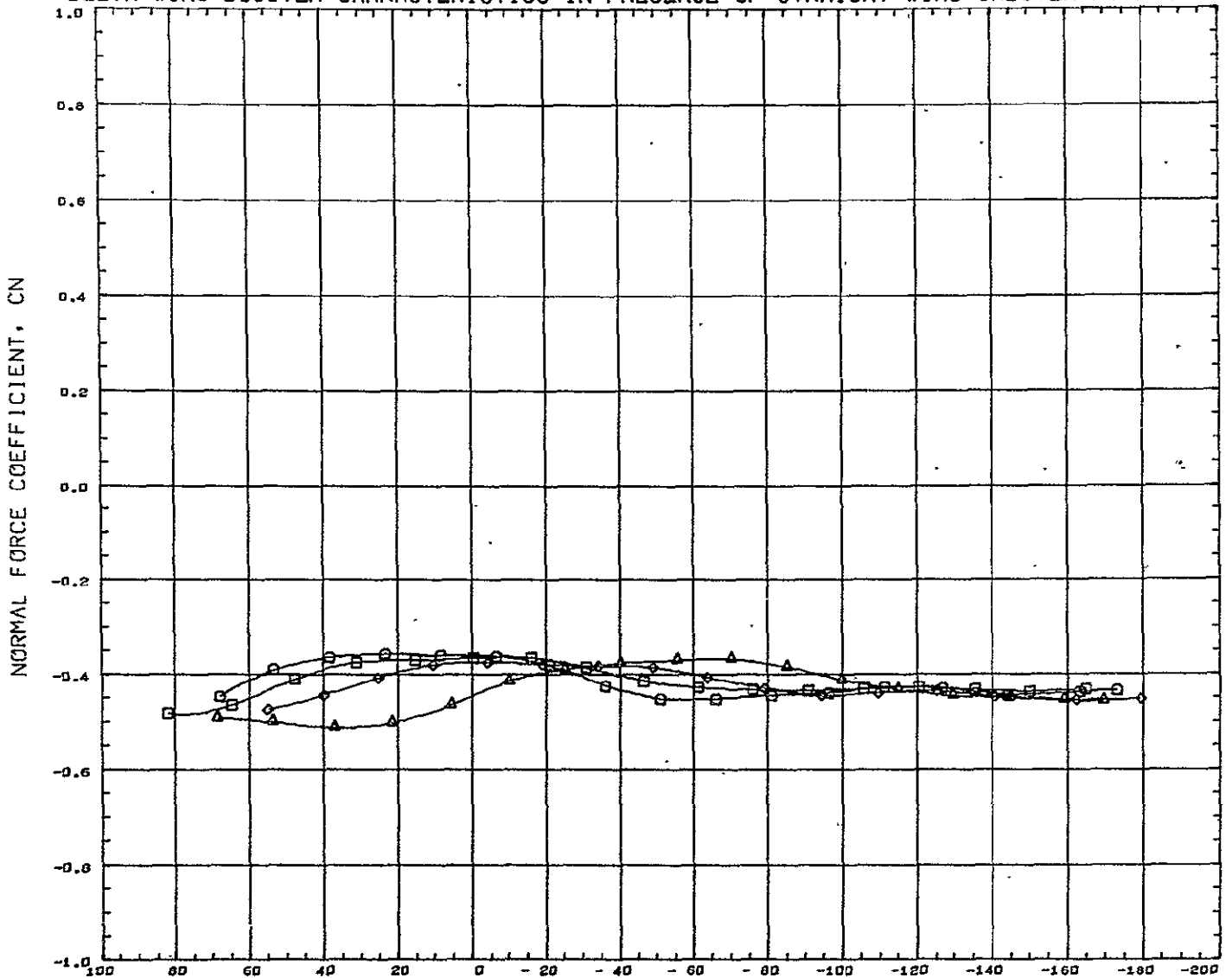
DELTA-WING BOOSTER CHARACTERISTICS IN PRESENCE OF STRAIGHT-WING ORBITER AT M=1.6



SYMBOL	CAF Z	PARAMETRIC VALUES				REFERENCE INFORMATION		
○	4.380	ALPHA0	- 5.000	ALPHAB	- 10.000	REFS	12.6740	SG IN
□	13.380	MACH	1.600	BETA	0.000	REFL	10.0380	IN
◇	29.380	ELEVON	0.000			REFB	1.4700	IN
△	54.380					XMRP	6.4000	IN
						YMRP	0.0000	IN
						ZMRP	0.8610	IN
						SCALE	0.0035	

DATA HIST. CODE HV

DELTA-WING BOOSTER CHARACTERISTICS IN PRESENCE OF STRAIGHT-WING ORBITER AT M=1.6

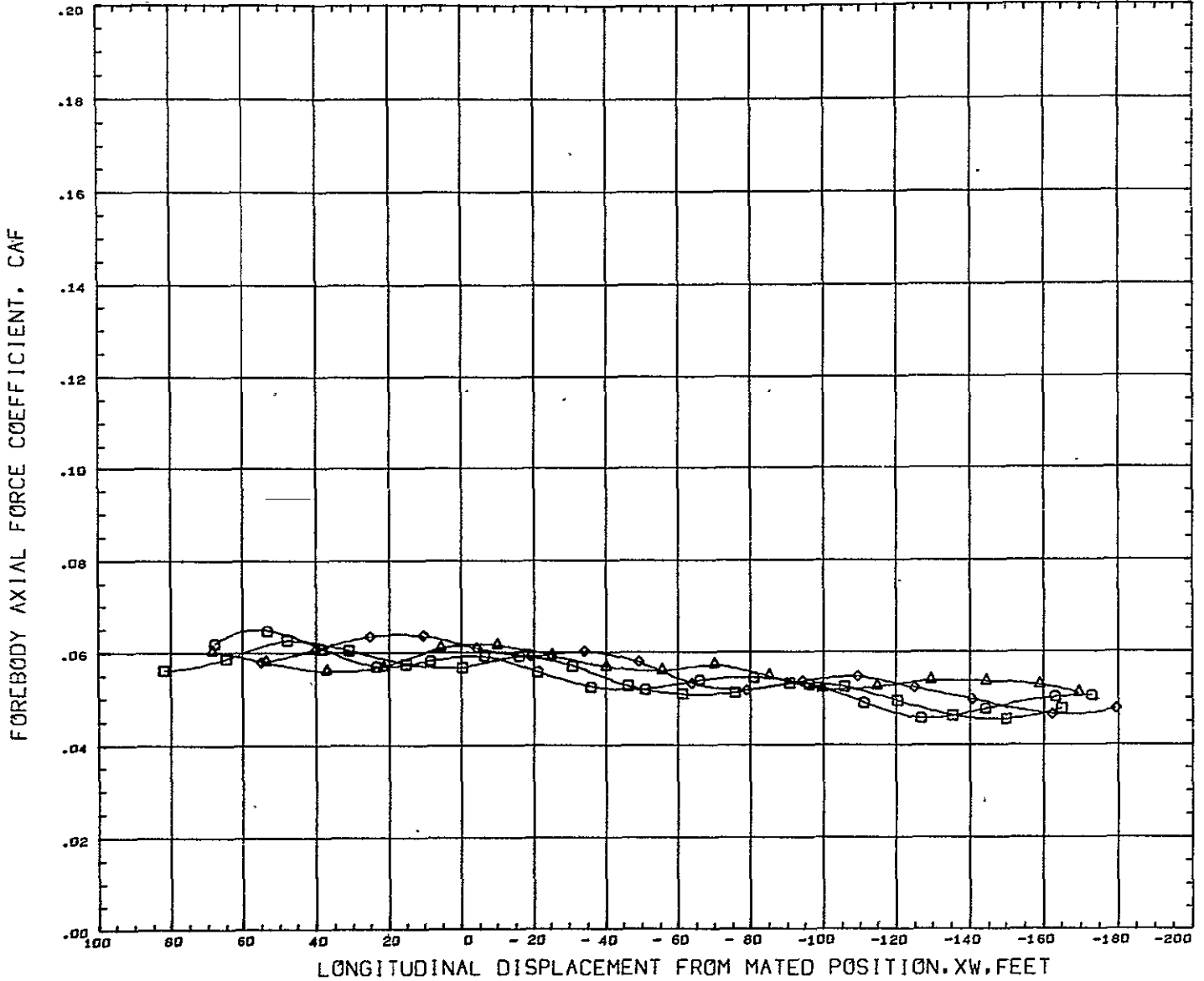


LONGITUDINAL DISPLACEMENT FROM MATED POSITION, XW, FEET

SYMBOL	GAP Z	PARAMETRIC VALUES				REFERENCE INFORMATION		
		ALPHA0	ALPHA5	ALPHA10	BETA	REFS	REFL	REFB
□	4.380	-5.000	-10.000			12.6740	10.0380	1.4700
◇	13.380	1.600	0.000			6.4000	0.0000	0.8610
○	29.380	0.000				0.0035		
△	54.380							

DATA HIST. CODE MV

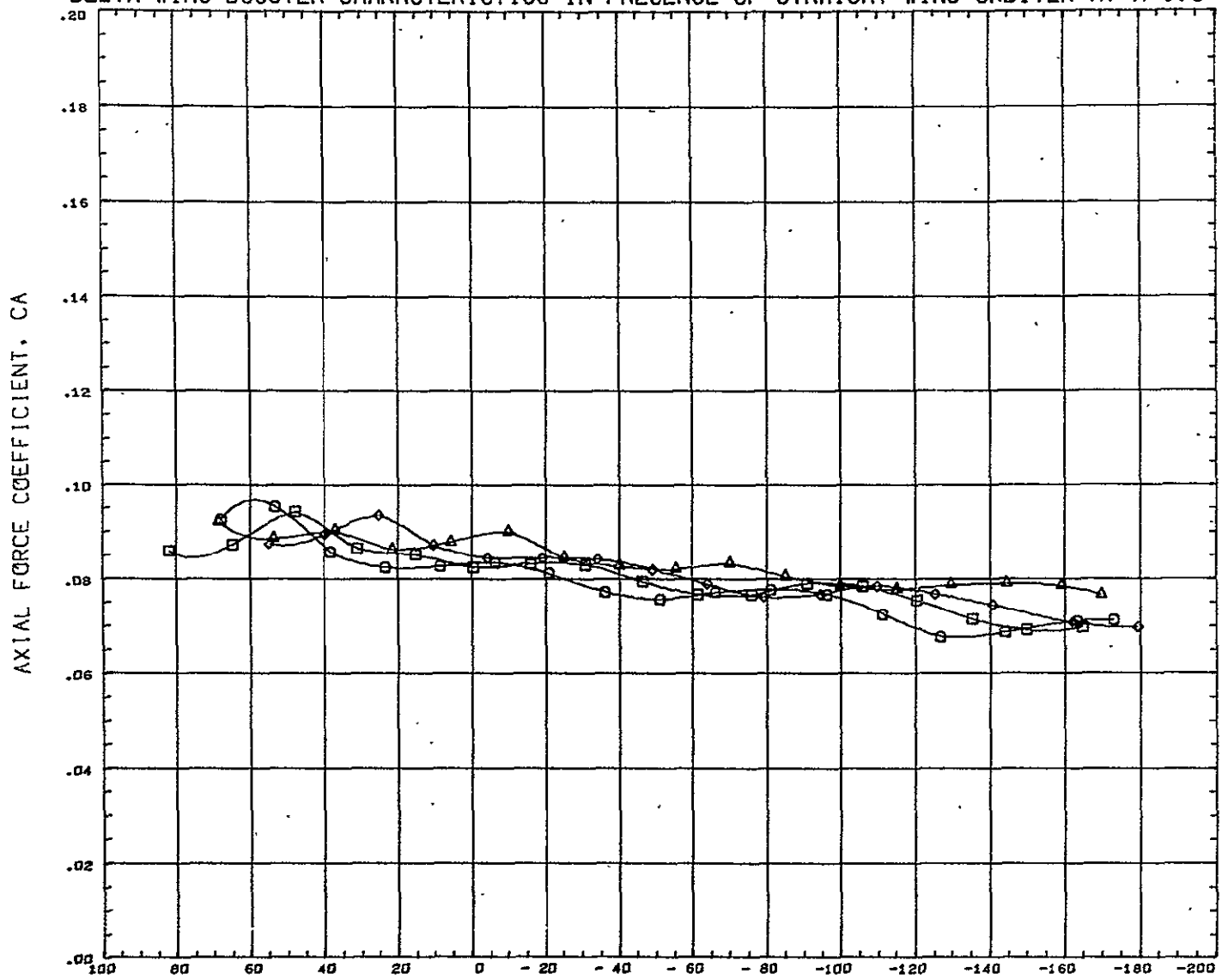
DELTA-WING BOOSTER CHARACTERISTICS IN PRESENCE OF STRAIGHT-WING ORBITER AT M=1.6



SYMBOL	GAF Z	PARAMETRIC VALUES				REFERENCE INFORMATION		
		ALPHA0	ALPHAB	BETA	ELEVON	REFS	REFL	SQ IN
○	4.380	- 5.000	- 10.000	0.000	0.000	12.6740	10.0380	IN
□	13.380	1.600	0.000	0.000	0.000	1.4700	6.4000	IN
◇	29.380	0.000				0.0000	0.8610	IN
△	54.380					0.0035		IN

DATA HIST. CODE MV

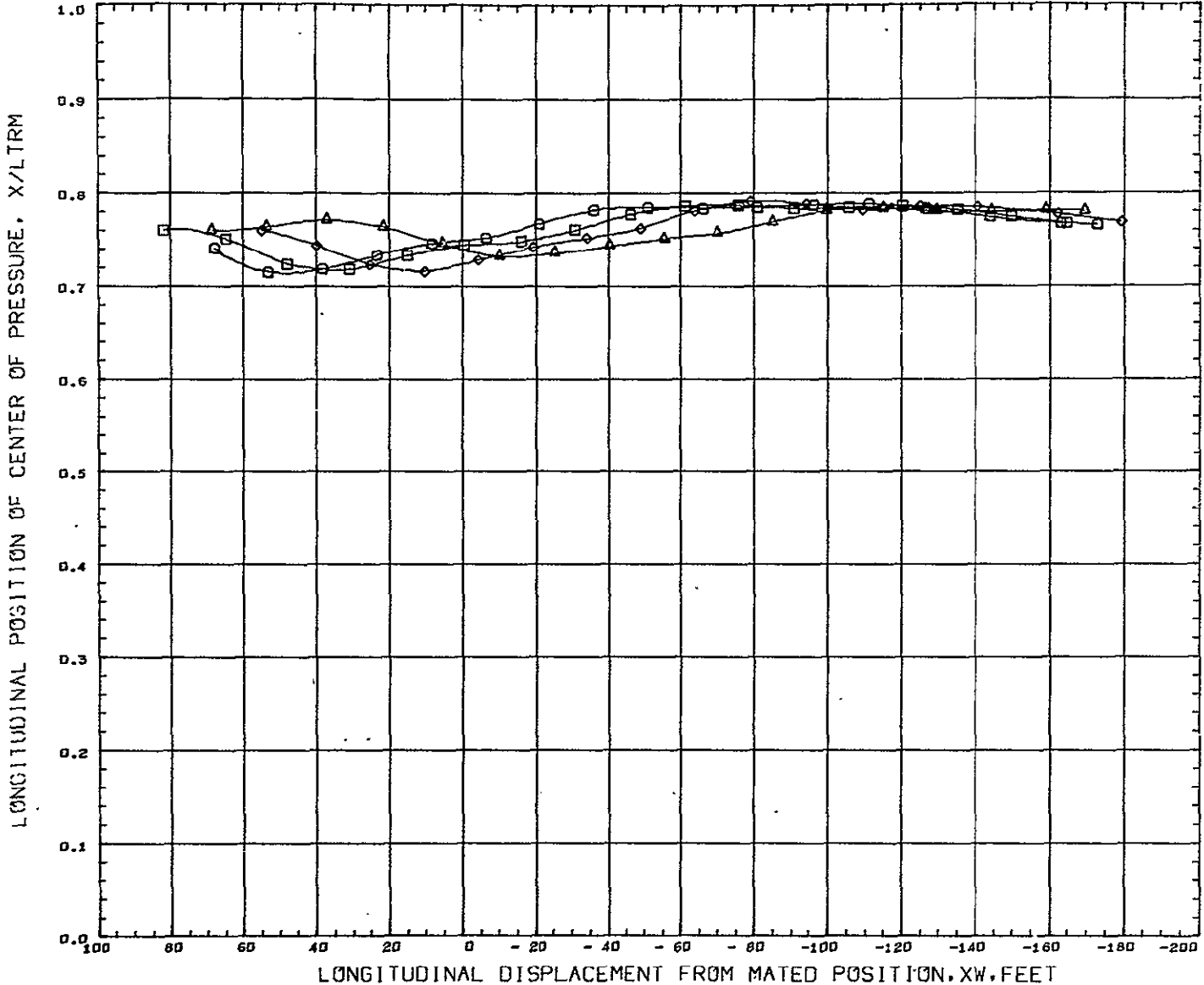
DELTA-WING BOOSTER CHARACTERISTICS IN PRESENCE OF STRAIGHT-WING ORBITER AT M=1.6



SYMBOL	GAP Z	PARAMETRIC VALUES			REFERENCE INFORMATION		
		ALPHA0	ALPHAB	BETA	REFS	REFL	REFB
□	4.380	- 5.000	- 10.000		12.6740	10.0380	1.4700
◇	13.380	WACH	1.600	0.000			
◇	29.380	ELEVON	0.000				
△	54.380						

DATA HIST. CODE MV

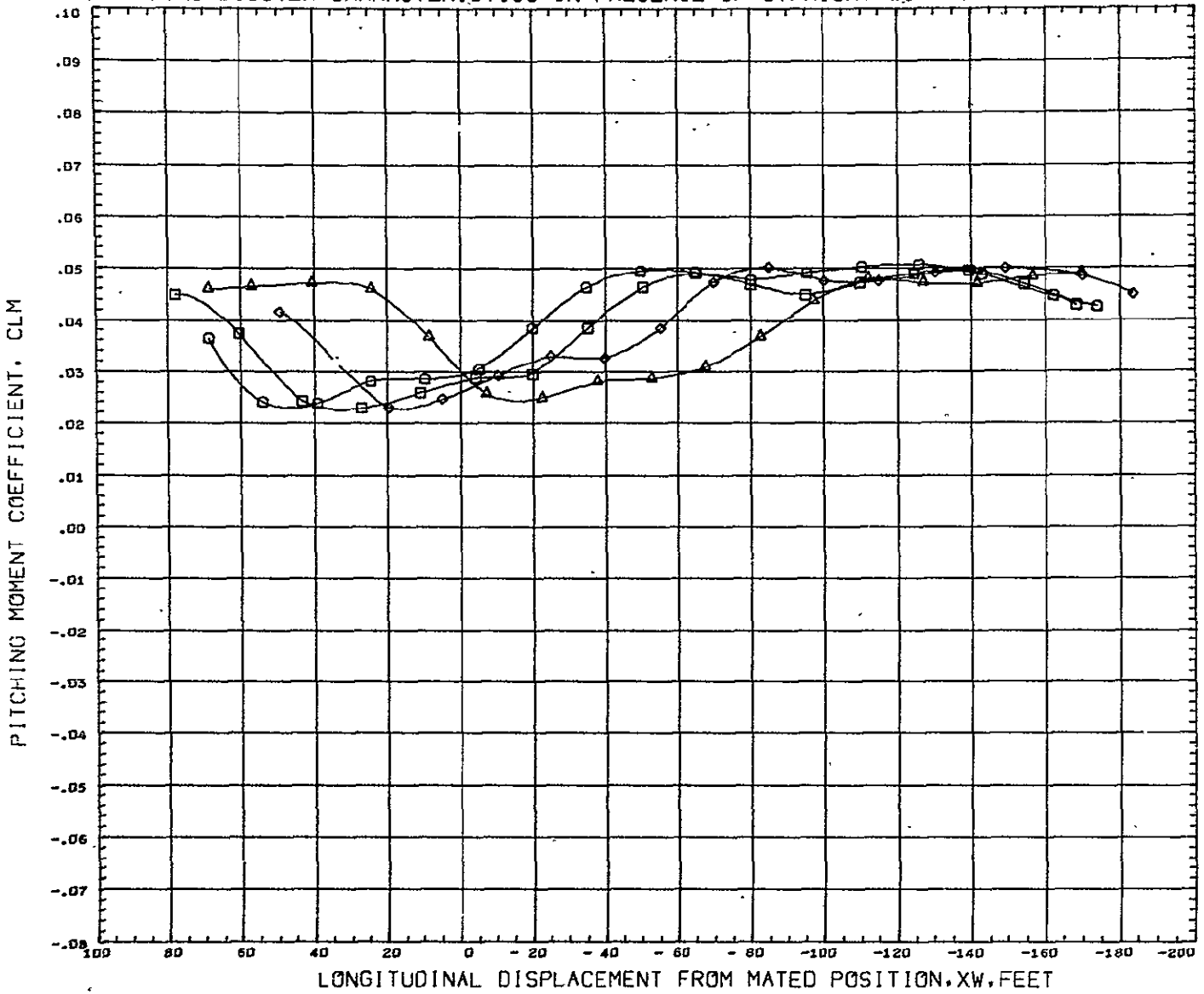
DELTA-WING BOOSTER CHARACTERISTICS IN PRESENCE OF STRAIGHT-WING ORBITER AT M=1.6



SYMBOL	GAP Z	PARAMETRIC VALUES				REFERENCE INFORMATION		
○	4.380	ALPHA0	- 5.000	ALPHA8	- 10.000	REFS	12.6740	Sq IN
□	13.380	MACH	1.600	BETA	0.000	REFL	10.0380	IN
◇	29.380	ELEVON	0.000			REFB	1.4700	IN
△	54.380					XMRP	6.4000	IN
						YMRP	0.0000	IN
						ZMRP	0.8610	IN
						SCALE	0.0035	

DATA HIST. CODE MV

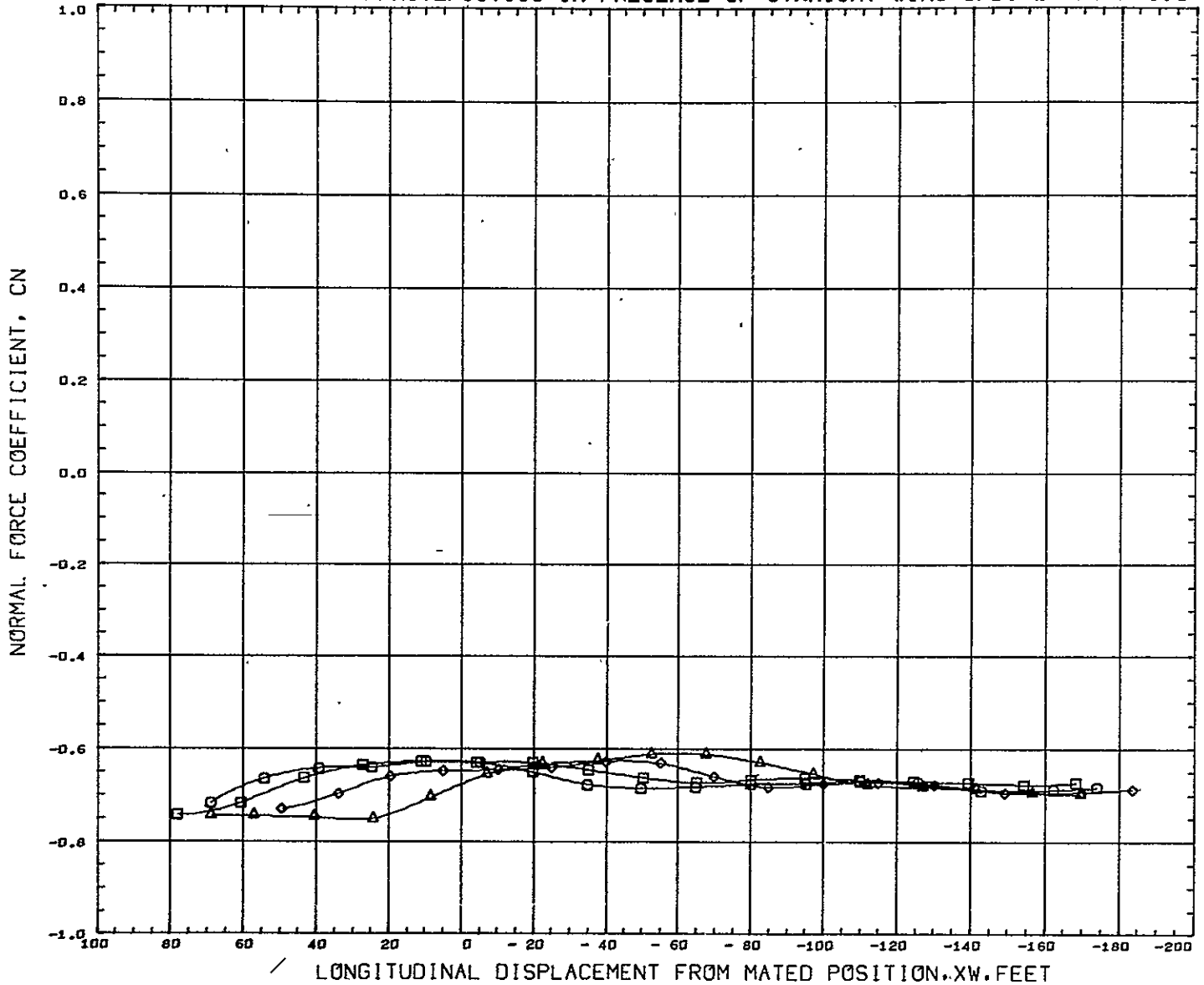
DELTA-WING BOOSTER CHARACTERISTICS IN PRESENCE OF STRAIGHT-WING ORBITER AT M=1.6



SYMBOL	GAP Z	PARAMETRIC VALUES		REFERENCE INFORMATION				
□	4.380	ALPHA0	- 5.000	ALPHA8	- 15.000	REFS	12.6740	90 IN
◇	13.380	MACH	1.600	BETA	0.000	REFL	10.0380	70 IN
○	29.380	ELEVON	0.000			REFB	1.4700	10 IN
△	54.380					XMRP	6.4000	10 IN
						YMRP	0.0000	10 IN
						ZMRP	0.8610	10 IN
						SCALE	0.0035	

DATA HIST. CODE HV

DELTA-WING BOOSTER CHARACTERISTICS IN PRESENCE OF STRAIGHT-WING ORBITER AT M=1.6

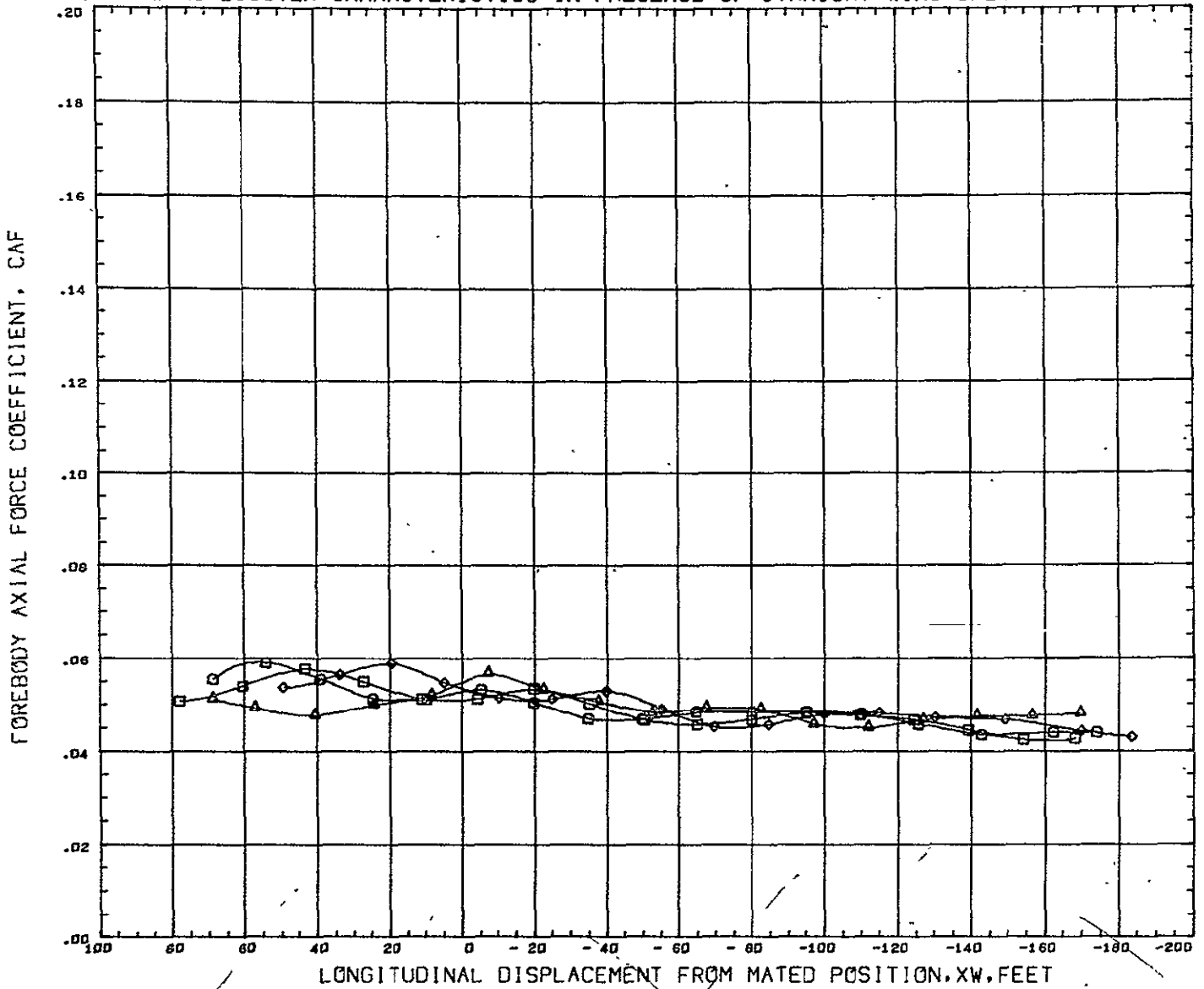


LONGITUDINAL DISPLACEMENT FROM MATED POSITION, XW, FEET

SYMBOL	GAP Z	PARAMETRIC VALUES				REFERENCE INFORMATION		
□	4.380	ALPHA0	- 5.000	ALPHA8	- 15.000	REFS	12.6740	SQ IN
◇	13.380	MACH	1.600	BETA	0.000	REFL	10.0380	IN
○	29.380	ELEVON	0.000			REFB	1.4700	IN
△	54.380					XMRP	6.4000	IN
						YMRP	0.0000	IN
						ZMRP	0.8610	IN
						SCALE	0.0035	

DATA HIST. CODE MV

DELTA-WING BOOSTER CHARACTERISTICS IN PRESENCE OF STRAIGHT-WING ORBITER AT M=1.6

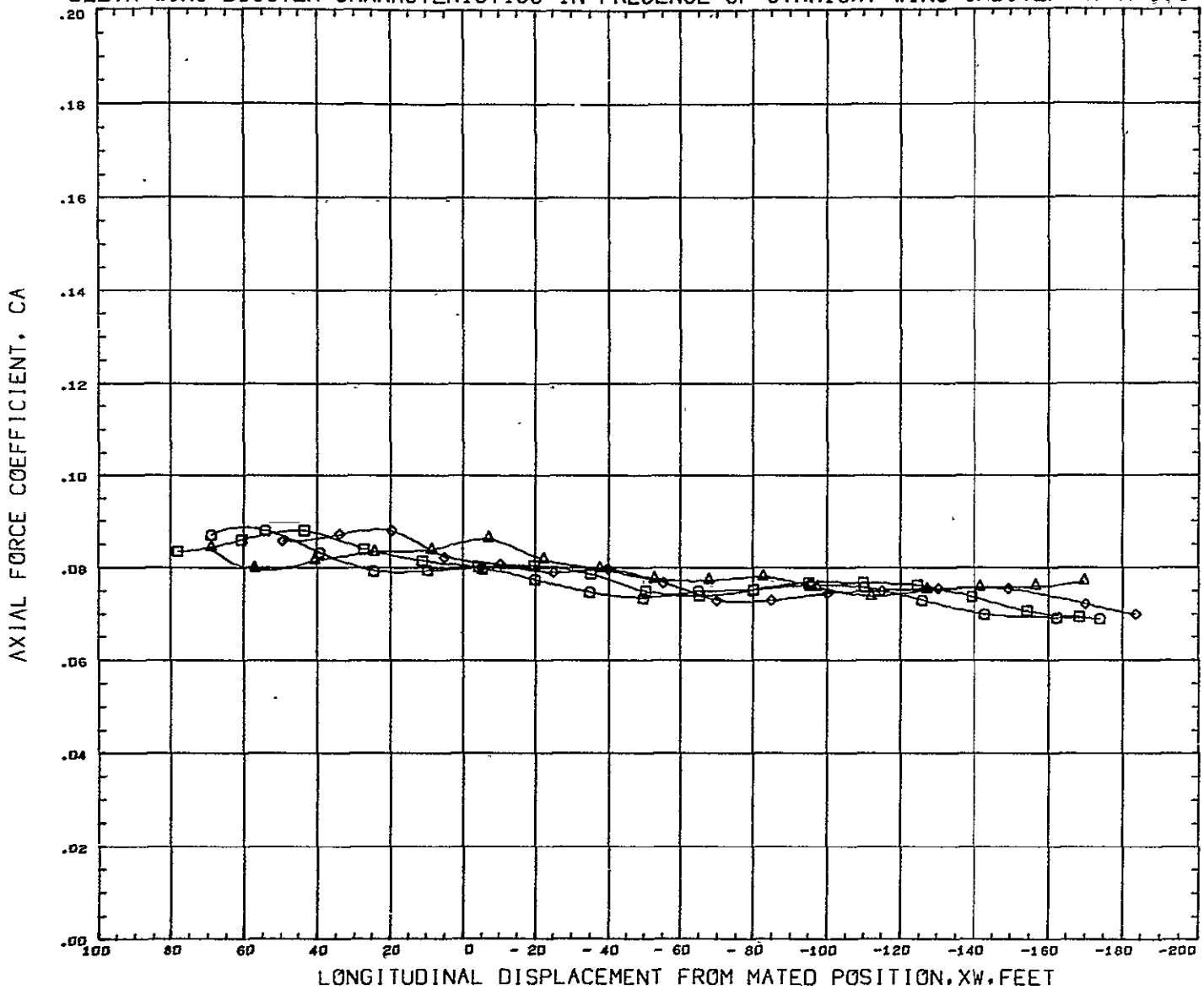


SYMBOL	GAF Z	PARAMETRIC VALUES	
□	4.380	ALPHA0 - 5.000	ALPHA8 - 15.000
○	13.380	MACH 1.600	BETA 0.000
◇	29.380	ELEVON 0.000	
△	54.380		

REFERENCE INFORMATION	
REFS	12.6740 SQ IN
REFL	10.0380 IN
REFS	1.4700 IN
XMRP	6.4000 IN
YMRP	0.0000 IN
ZMRP	0.8610 IN
SCALE	0.0035

DATA HIST. CODE HV

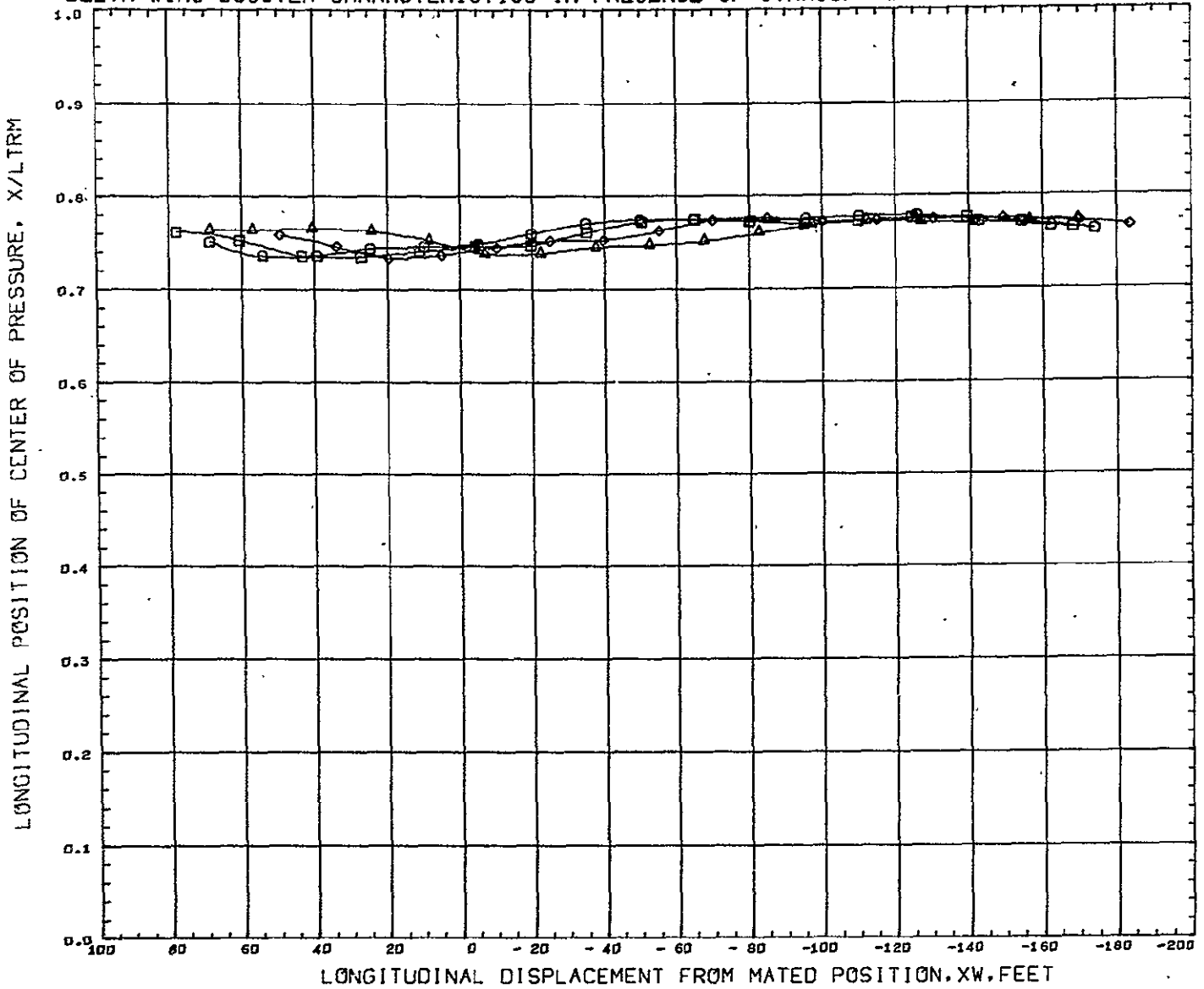
DELTA-WING BOOSTER CHARACTERISTICS IN PRESENCE OF STRAIGHT-WING ORBITER AT M=1.6



SYMBOL		GAP Z		PARAMETRIC VALUES				REFERENCE INFORMATION		
□	4.380	ALPHA0	- 5.000	ALPHA0	- 5.000	ALPHAB	- 15.000	REFS	12.6740	SQ IN
◇	13.380	MACH	1.600	BETA	0.000			REFL	10.0380	IN
◊	29.380	ELEVON	0.000					REFB	1.4700	IN
△	54.380							XMRP	6.4000	IN
								YMRP	0.0000	IN
								ZMRP	0.8610	IN
								SCALE	0.0035	

DATA HIST. CODE HV

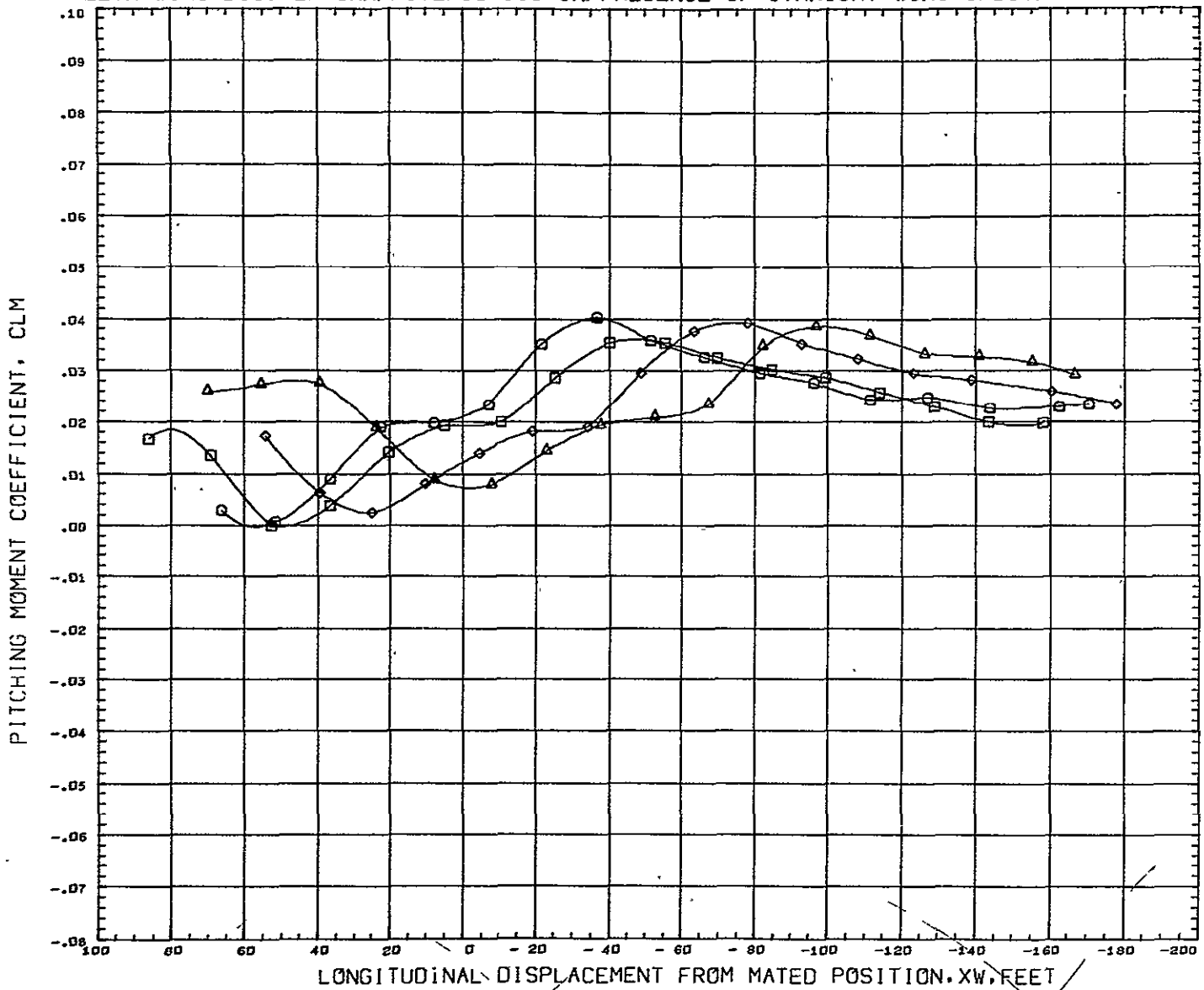
DELTA-WING BOOSTER CHARACTERISTICS IN PRESENCE OF STRAIGHT-WING ORBITER AT M=1.6



SYMBOL	GAP Z	PARAMETRIC VALUES			REFERENCE INFORMATION			
□	4.380	ALPHA0	- 5.000	ALPHA0	- 15.000	REFS	12.6740	SQ IN
◇	13.380	MACH	1.600	BETA	0.000	REFL	10.0380	IN
○	29.380	ELEVON	0.000			REFB	1.4700	IN
△	54.380					XMRP	6.4000	IN
						YMRP	0.0000	IN
						ZMRP	0.8610	IN
						SCALE	0.0035	

DATA HIST. CODE HV

DELTA-WING BOOSTER CHARACTERISTICS IN PRESENCE OF STRAIGHT-WING ORBITER AT M=1.6

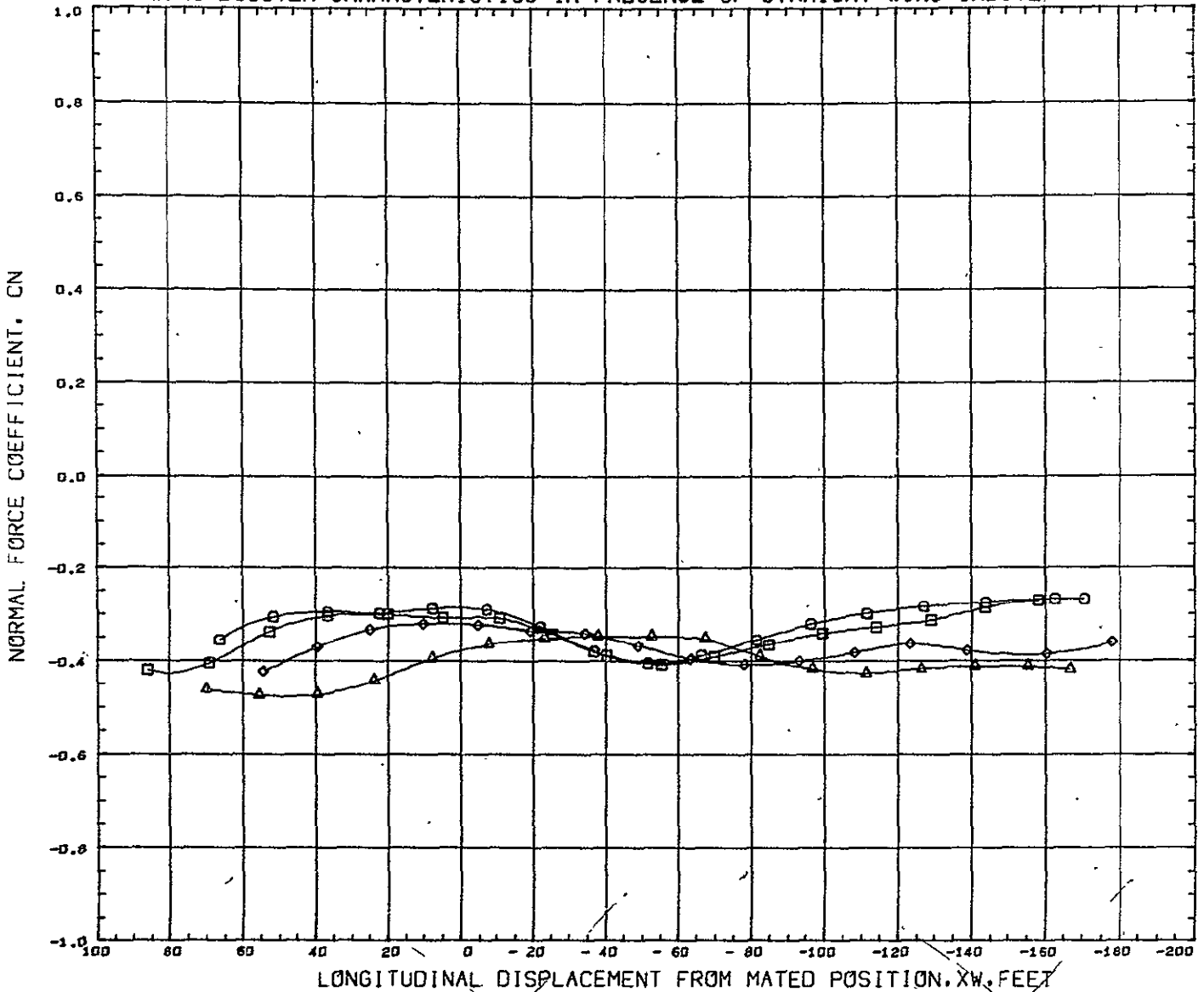


SYMBOL	GAF Z	PARAMETRIC VALUES	
○	4.380	ALPHA0 - 10.000	ALPHAB - 10.000
□	13.380	HACH 1.600	BETA 0.000
◇	29.380	ELEVON 0.000	
△	54.380		

REFERENCE INFORMATION		
REFS	12.6740	SQ IN
REFL	10.0380	IN
REFB	1.4700	IN
XNRF	6.4000	IN
YNRF	0.0000	IN
ZNRF	0.8610	IN
SCALE	0.0035	

DATA HIST. CODE MV

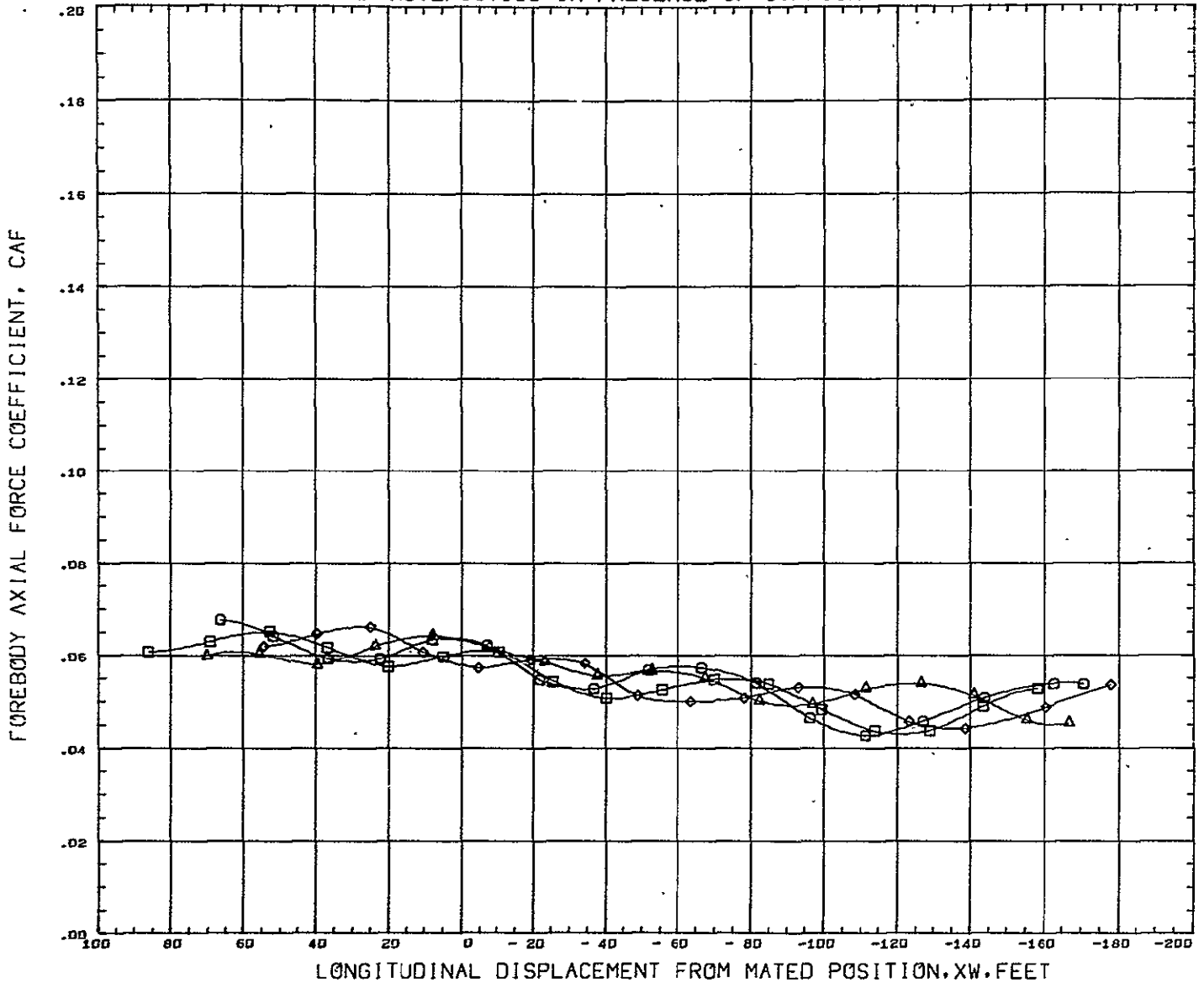
DELTA-WING BOOSTER CHARACTERISTICS IN PRESENCE OF STRAIGHT-WING ORBITER AT M=1.6



SYMBOL	GAP Z	PARAMETRIC VALUES		REFERENCE INFORMATION				
□	4.380	ALPHA0	- 10.000	ALPHA B	- 10.000	REFS	12.6740	SQ IN
◇	13.380	MACH	1.600	BETA	0.000	REPL	10.0380	IN
○	29.380	ELEVON	0.000			REFB	1.4700	IN
△	54.380					XMRP	6.4000	IN
						YMRP	0.0000	IN
						ZMRP	0.8610	IN
						SCALE	0.0035	

DATA HIST. CODE MV

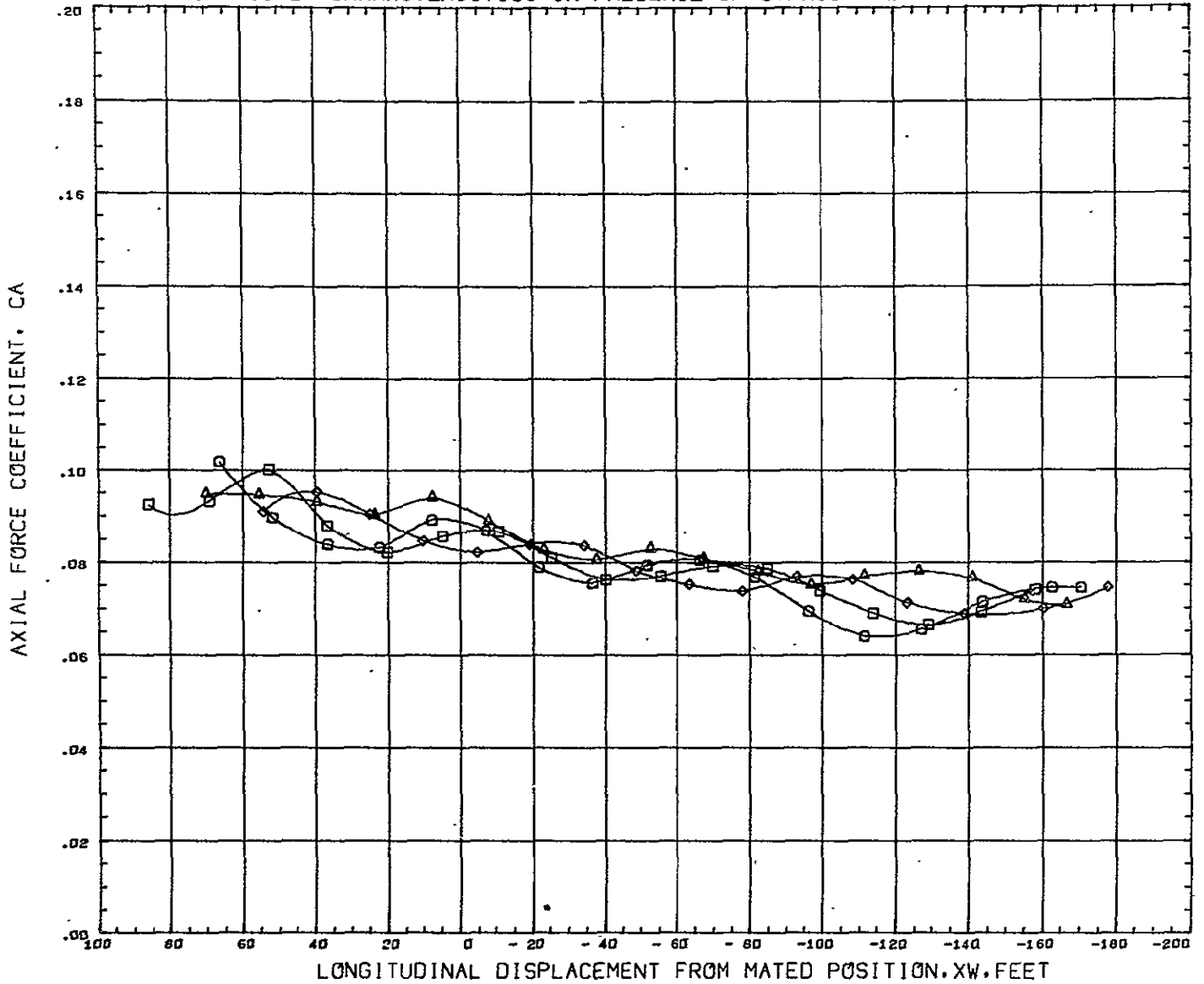
DELTA-WING BOOSTER CHARACTERISTICS IN PRESENCE OF STRAIGHT-WING ORBITER AT M=1.6



SYMBOL	CAF Z	PARAMETRIC VALUES		REFERENCE INFORMATION				
□	4.380	ALPHA0	- 10.000	ALPHA8	- 10.000	REFS	12.6740	SQ IN
◇	13.380	MACH	1.600	BETA	0.000	REFL	10.0380	IN
○	29.380	ELEV0	0.000			REFB	1.4700	IN
△	54.380					XMRP	6.4000	IN
						YMRP	0.0000	IN
						ZMRP	0.8610	IN
						SCALE	0.0035	

DATA HIST. CODE HV

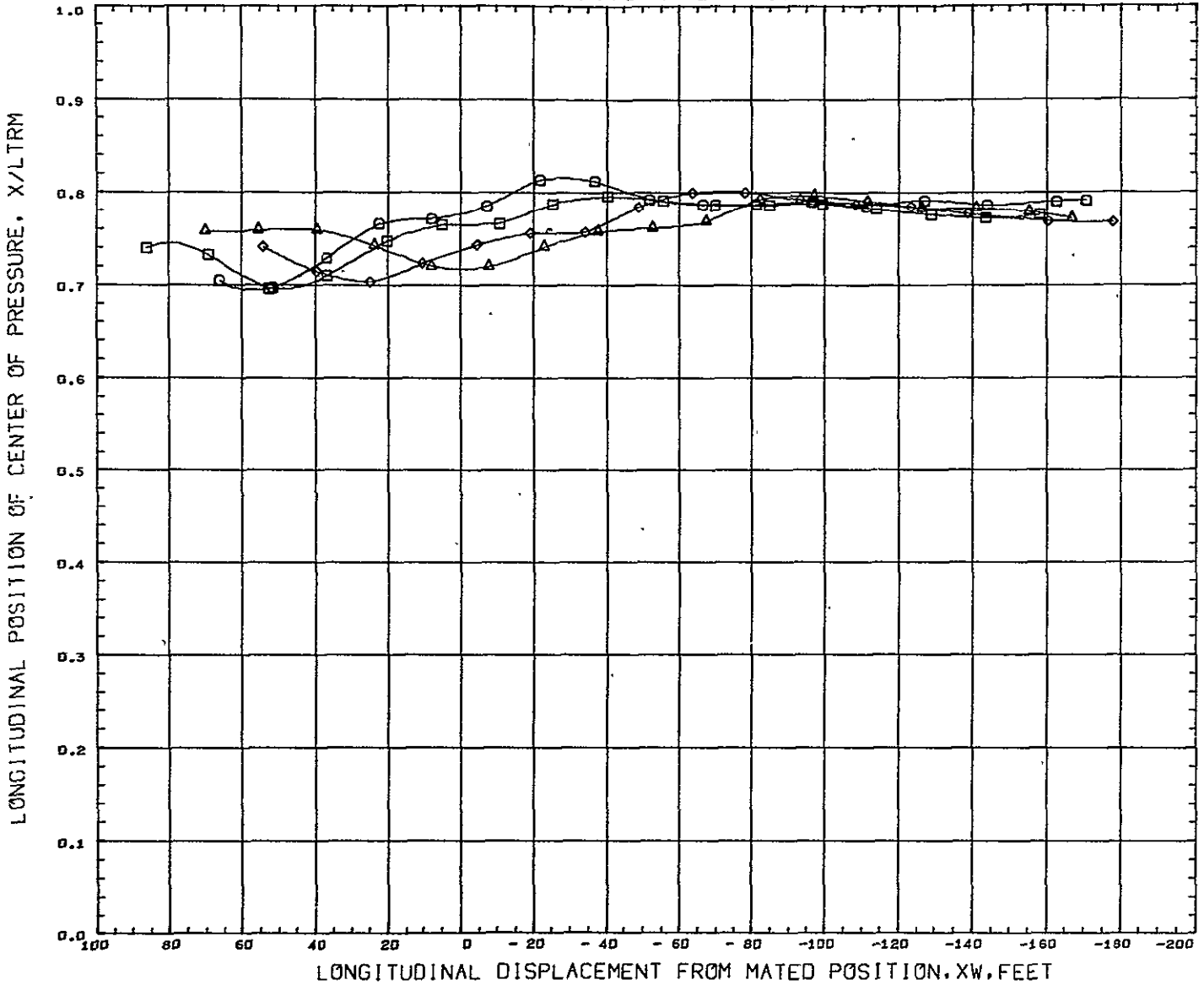
DELTA-WING BOOSTER CHARACTERISTICS IN PRESENCE OF STRAIGHT-WING ORBITER AT M=1.6



SYMBOL	GAP, Z	PARAMETRIC VALUES		REFERENCE INFORMATION	
○	4.380	ALPHA0	- 10.000	ALPHA8	- 10.000
□	13.380	MACH	1.600	BETA	0.000
◇	29.380	ELEVON	0.000	REFS	12.6740 SQ IN
△	54.380			REFL	10.0380 IN
				REFB	1.4700 IN
				XMRP	6.4000 IN
				YMRP	0.0000 IN
				ZMRP	0.8610 IN
				SCALE	0.0055

DATA HIST. CODE

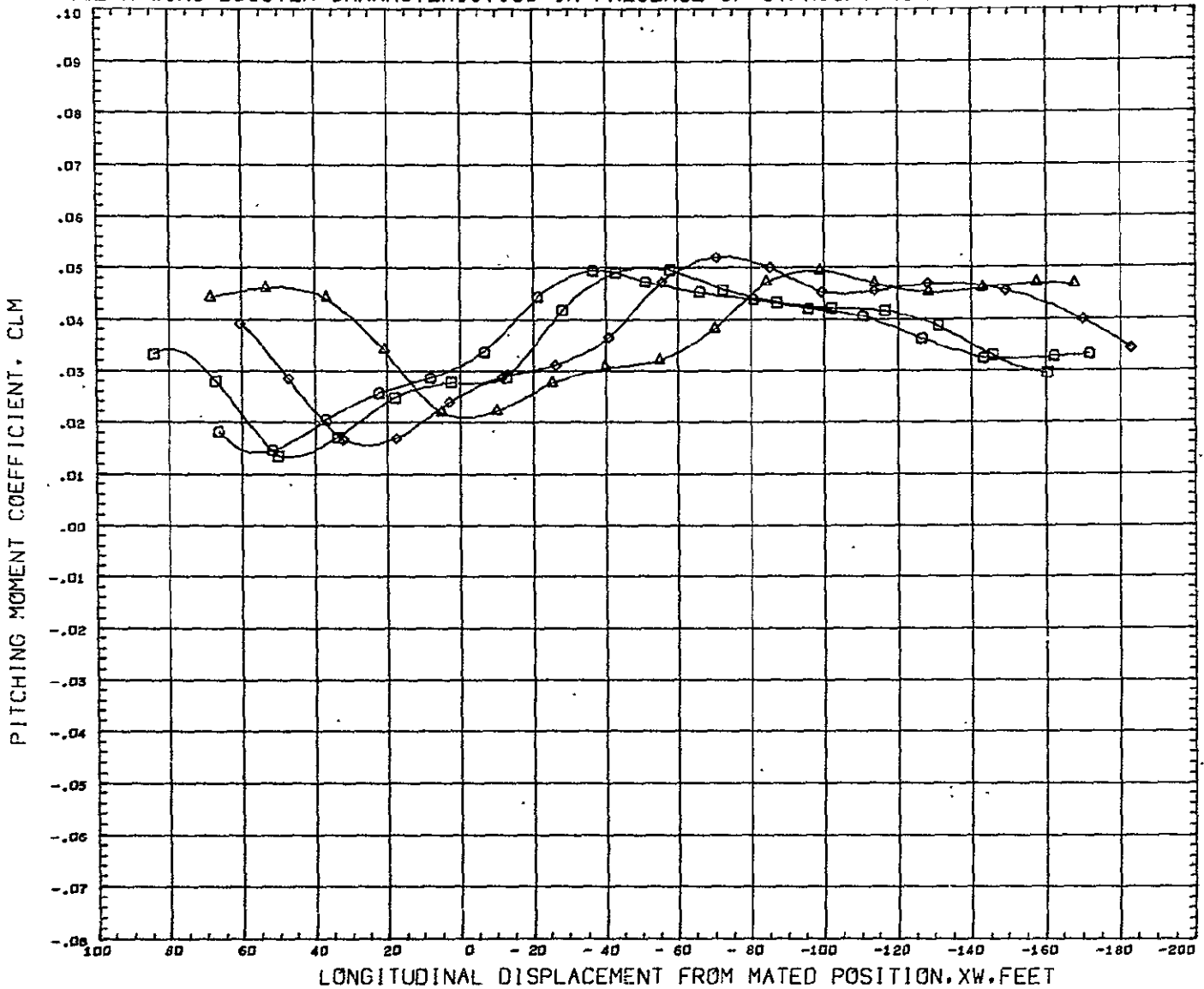
DELTA-WING BOOSTER CHARACTERISTICS IN PRESENCE OF STRAIGHT-WING ORBITER AT M=1.6



SYMBOL	GAP Z	PARAMETRIC VALUES				REFERENCE INFORMATION		
○	4.380	ALPHA0	-10.000	ALPHA8	-10.000	REFS	12.6740	SQ IN
□	13.385	HACH	1.600	BETA	0.000	REFL	10.0380	IN
◇	29.385	ELEVON	0.000			REFB	1.4700	IN
△	54.385					XNRF	6.4000	IN
						YHRF	0.0000	IN
						ZHRF	0.8610	IN
						SCALE	0.0035	

DATA HIST. CODE MV

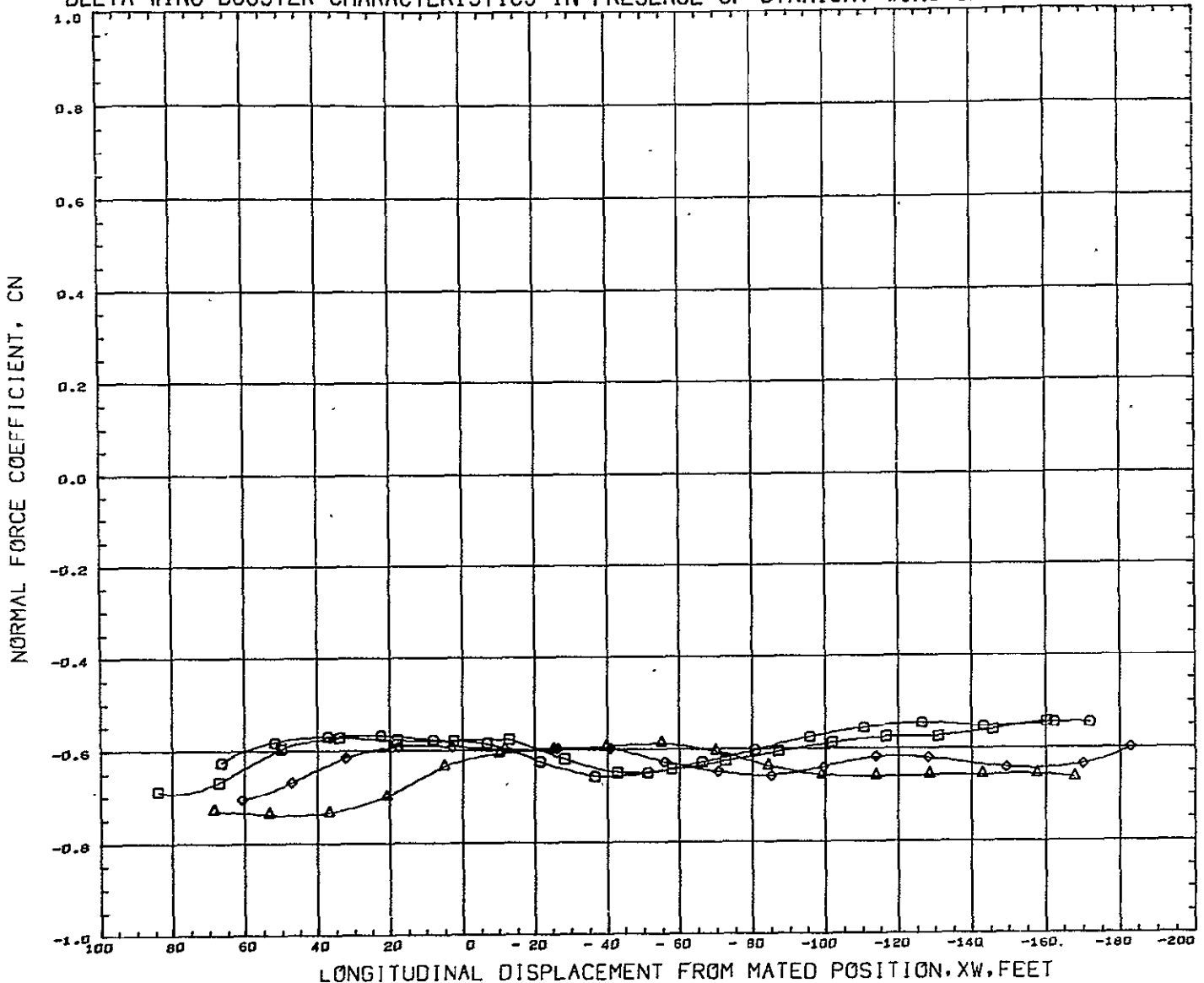
DELTA-WING BOOSTER CHARACTERISTICS IN PRESENCE OF STRAIGHT-WING ORBITER AT M=1.6



SYMBOL	GAP Z	PARAMETRIC VALUES				REFERENCE INFORMATION		
		ALPHA0	ALPHAB	BETA	ELEVON	REFS	Sq	IN
○	4.300	-10.000	-15.000	0.000	12.6740			
□	13.300	1.600	0.000	10.0380				
◇	29.300	0.000		1.4700				
△	54.300			6.4000				
				0.0000				
				0.8610				
				0.0035				

DATA HIST. CODE HV

DELTA-WING BOOSTER CHARACTERISTICS IN PRESENCE OF STRAIGHT-WING ORBITER AT M=1.6



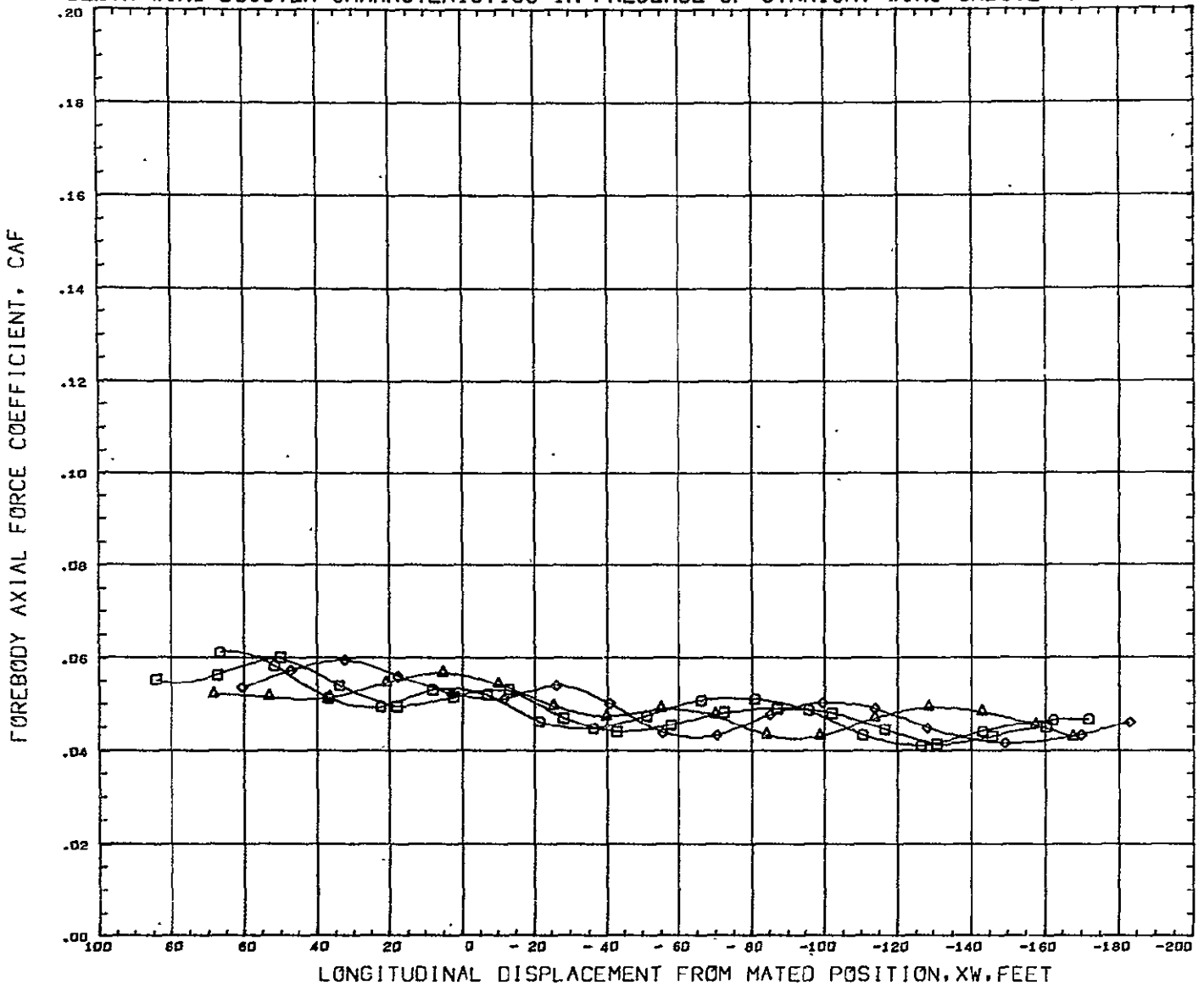
LONGITUDINAL DISPLACEMENT FROM MATED POSITION, XW, FEET

SYMBOL	GAP Z	PARAMETRIC VALUES			
		ALPHA0	HACH	ELEVON	BETA
○	4.380	-10.000	1.600	0.000	-15.000
□	13.380				0.000
◇	29.380				
△	54.380				

REFERENCE INFORMATION		
REFS	12.6740	SQ IN
REFL	10.0380	IN
REFB	1.4700	IN
XMRP	6.4000	IN
YNRP	0.0000	IN
ZMRP	0.8610	IN
SCALE	0.0035	

DATA HIST. CODE HV

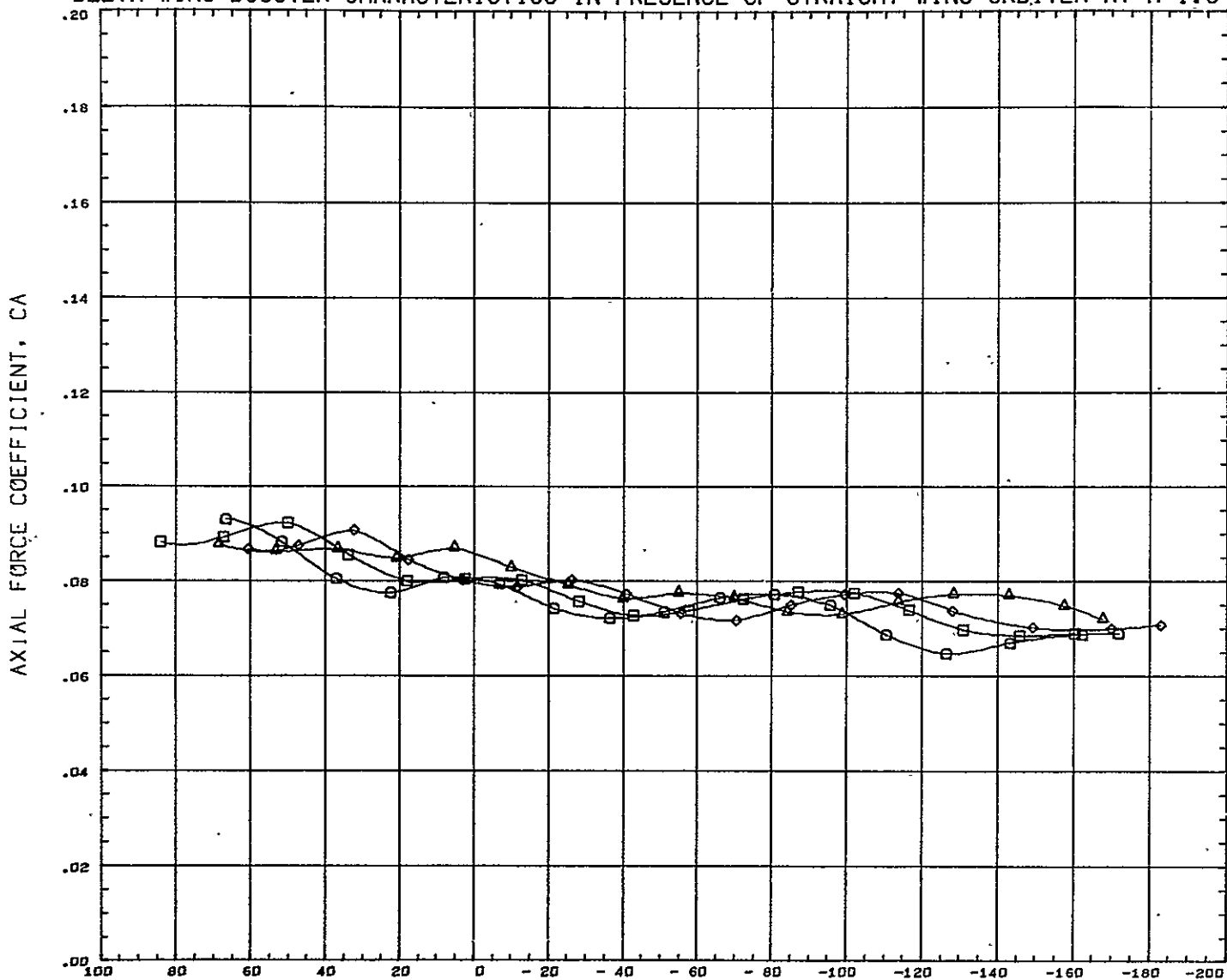
DELTA-WING BOOSTER CHARACTERISTICS IN PRESENCE OF STRAIGHT-WING ORBITER AT M=1.6



SYMBOL	GAP Z	PARAMETRIC VALUES				REFERENCE INFORMATION		
□	4.380	ALPHA0	- 10.000	ALPHA0	- 15.000	REFS	12.6740	Sq IN
◇	13.380	MACH	1.600	BETA	0.000	REFL	10.0380	IN
◊	29.380	ELEVON	0.000			REFB	1.4700	IN
△	54.380					XMRP	6.4000	IN
						YMRP	0.0000	IN
						ZMRP	0.8610	IN
						SCALE	0.0035	

DATA HIST. CODE MV

DELTA-WING BOOSTER CHARACTERISTICS IN PRESENCE OF STRAIGHT-WING ORBITER AT M=1.6

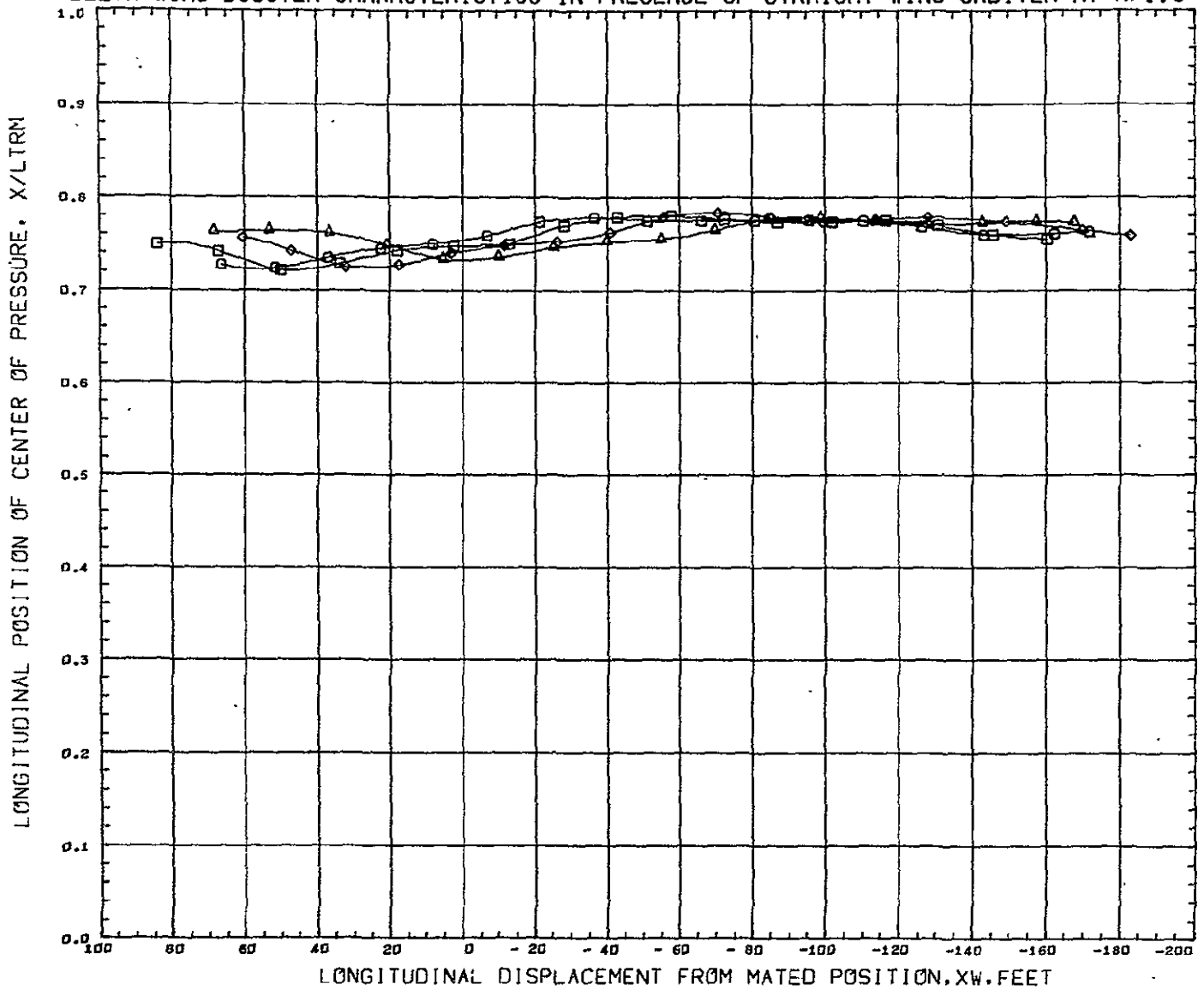


LONGITUDINAL DISPLACEMENT FROM MATED POSITION, XW, FEET

SYMBOL	GAP Z	PARAMETRIC VALUES				REFERENCE INFORMATION		
		ALPHA0	ALPHA10	ALPHAB	BETA	REFS	REFL	REFB
□	4.380	-10.000	-15.000			12.6740	10.0380	1.4700
◇	13.380			0.000		6.4000	0.0000	0.8610
○	29.380					0.0035		
△	54.380							

DATA INST. CODE MV

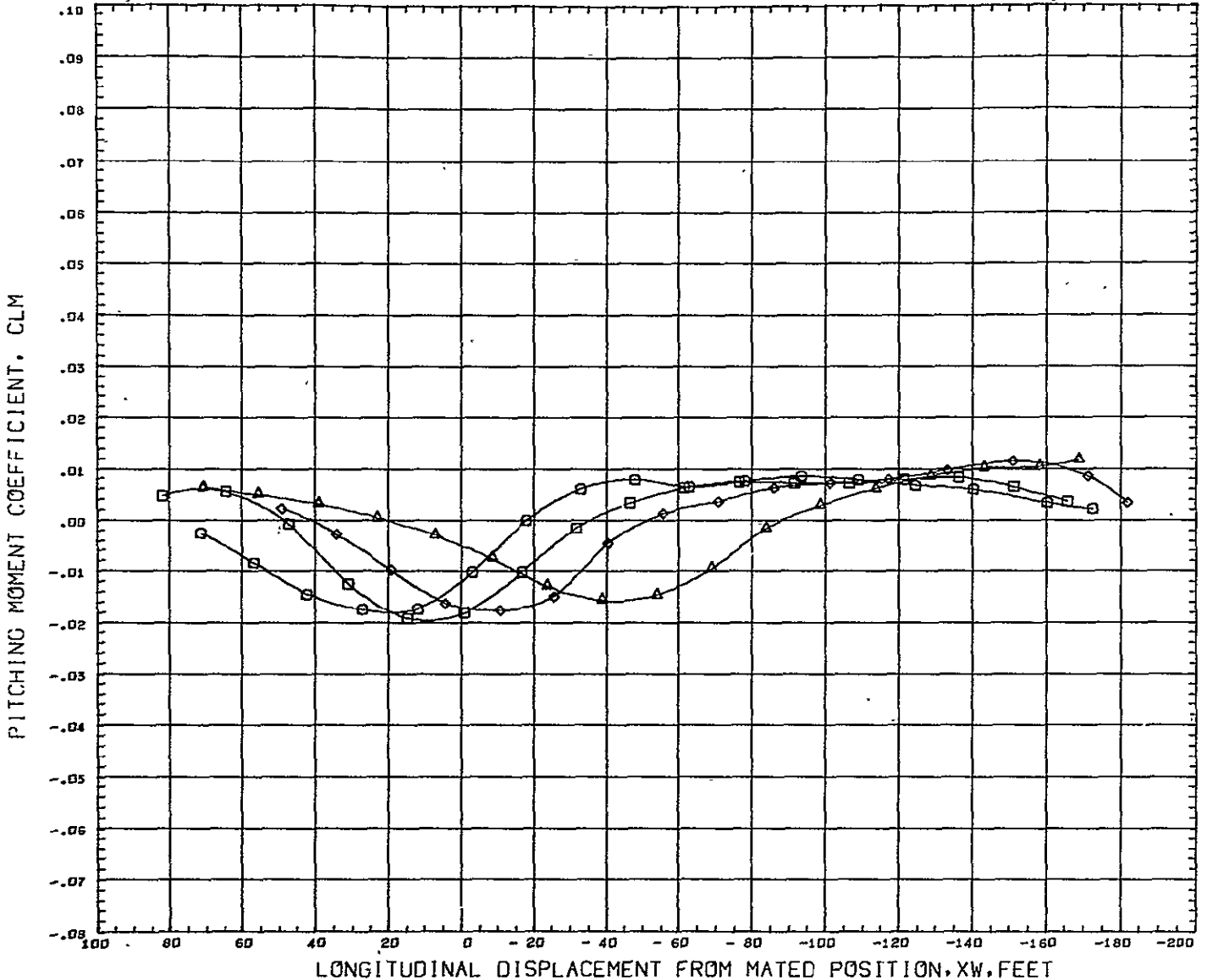
DELTA-WING BOOSTER CHARACTERISTICS IN PRESENCE OF STRAIGHT-WING ORBITER AT M=1.6



SYMBOL	GAP Z	PARAMETRIC VALUES				REFERENCE INFORMATION		
○	4.389	ALPHA0	-10.000	ALPHAB	-15.000	REFS	12.6740	SQ IN
□	13.389	MACH	1.600	BETA	0.000	REFL	10.0380	IN
◇	29.389	ELEVON	0.000			REFB	1.4700	IN
△	54.389					XHRF	6.4000	IN
						YHRF	0.0000	IN
						ZHRF	0.8610	IN
						SCALE	0.0035	

DATA HIST. CODE HV

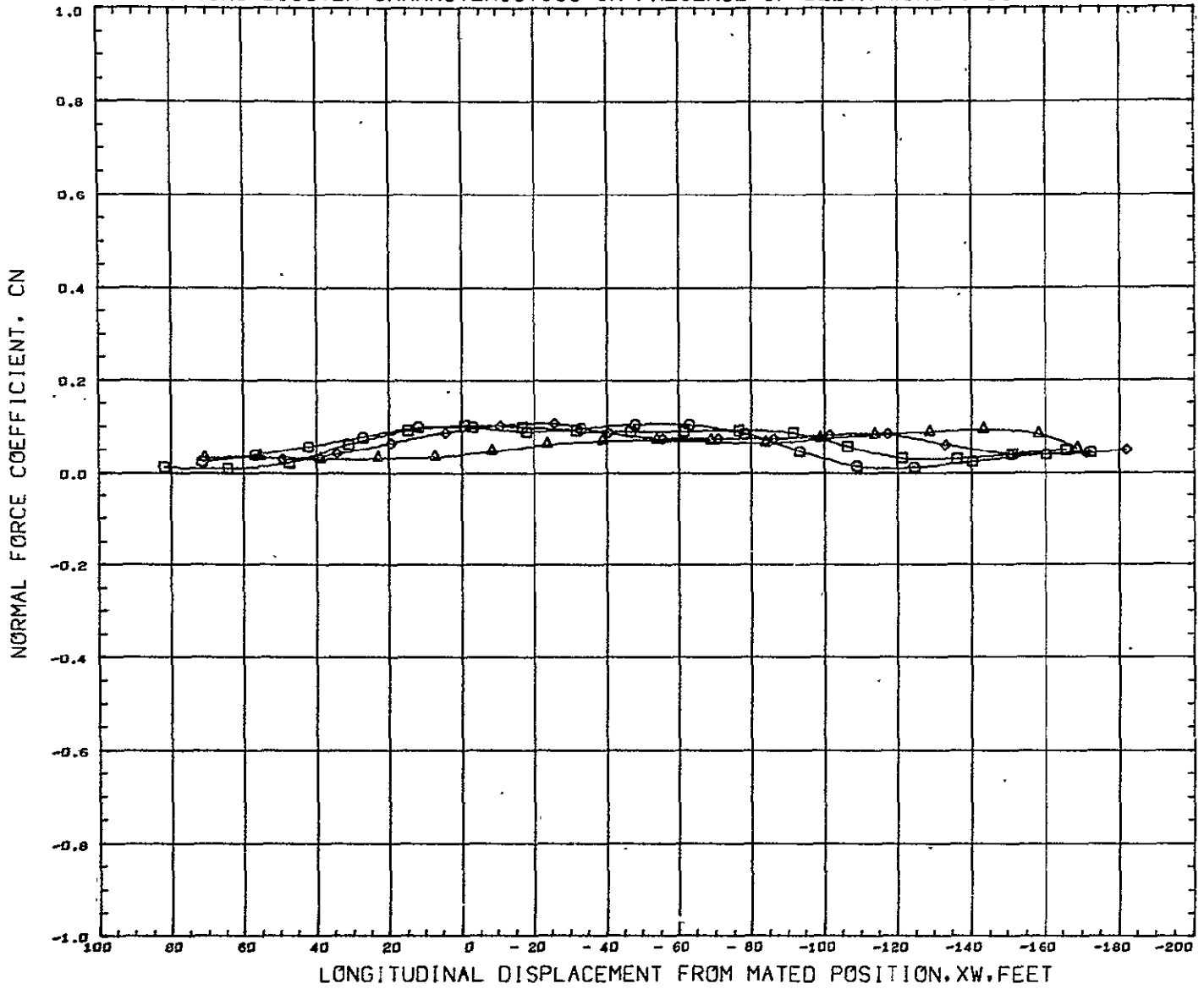
STRAIGHT-WING BOOSTER CHARACTERISTICS IN PRESENCE OF DELTA-WING ORBITER AT M=1.6



SYMBOL	GAP Z	PARAMETRIC VALUES				REFERENCE INFORMATION		
		ALPHA0	ALPHA8	BETA	REFS	REFL	SQ IN	
○	4.380	0.000	0.000	0.000	REFB	1.4700	IN	
□	13.380	MACH	1.600	BETA	0.000	XHRF	6.2920	IN
◇	29.380	ELEVON	0.000			YHRF	0.0000	IN
△	54.380					ZHRF	0.8680	IN
						SCALE	0.0035	

DATA HIST. CODE MV

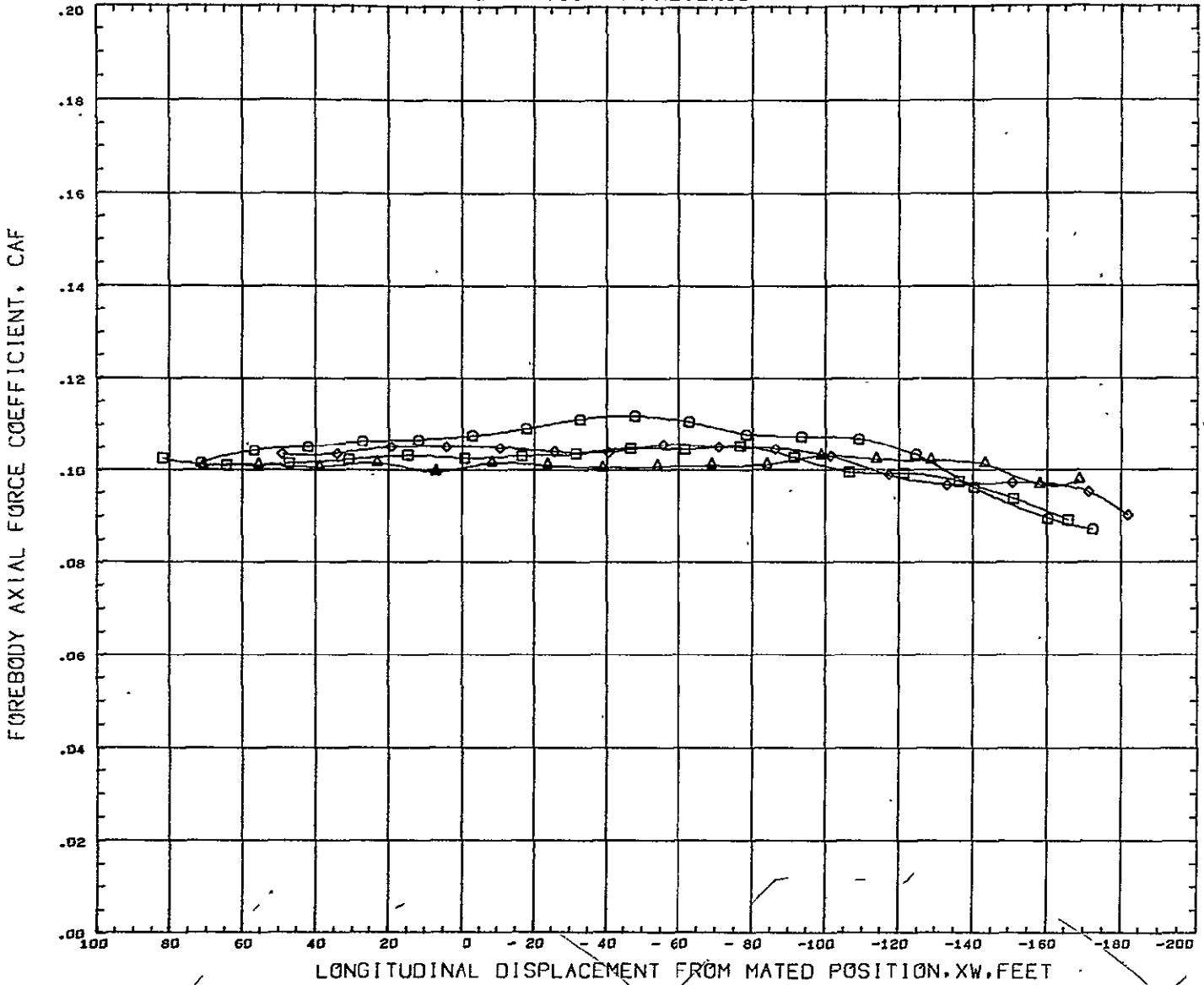
STRAIGHT-WING BOOSTER CHARACTERISTICS IN PRESENCE OF DELTA-WING ORBITER AT M=1.6



SYMBOL	GAP Z	PARAMETRIC VALUES				REFERENCE INFORMATION		
		ALPHA0	ALPHA1	BETA	REFS	REFL	REFB	
□	4.380	0.000	0.000	0.000	12.6740	10.0380	1.4700	
◇	13.380	1.600	0.000	0.000	6.2920	0.0000	0.8680	
◇	29.380	0.000	0.000	0.000	0.0000	0.0000	0.0035	
△	54.380							

DATA HIST. CODE HV

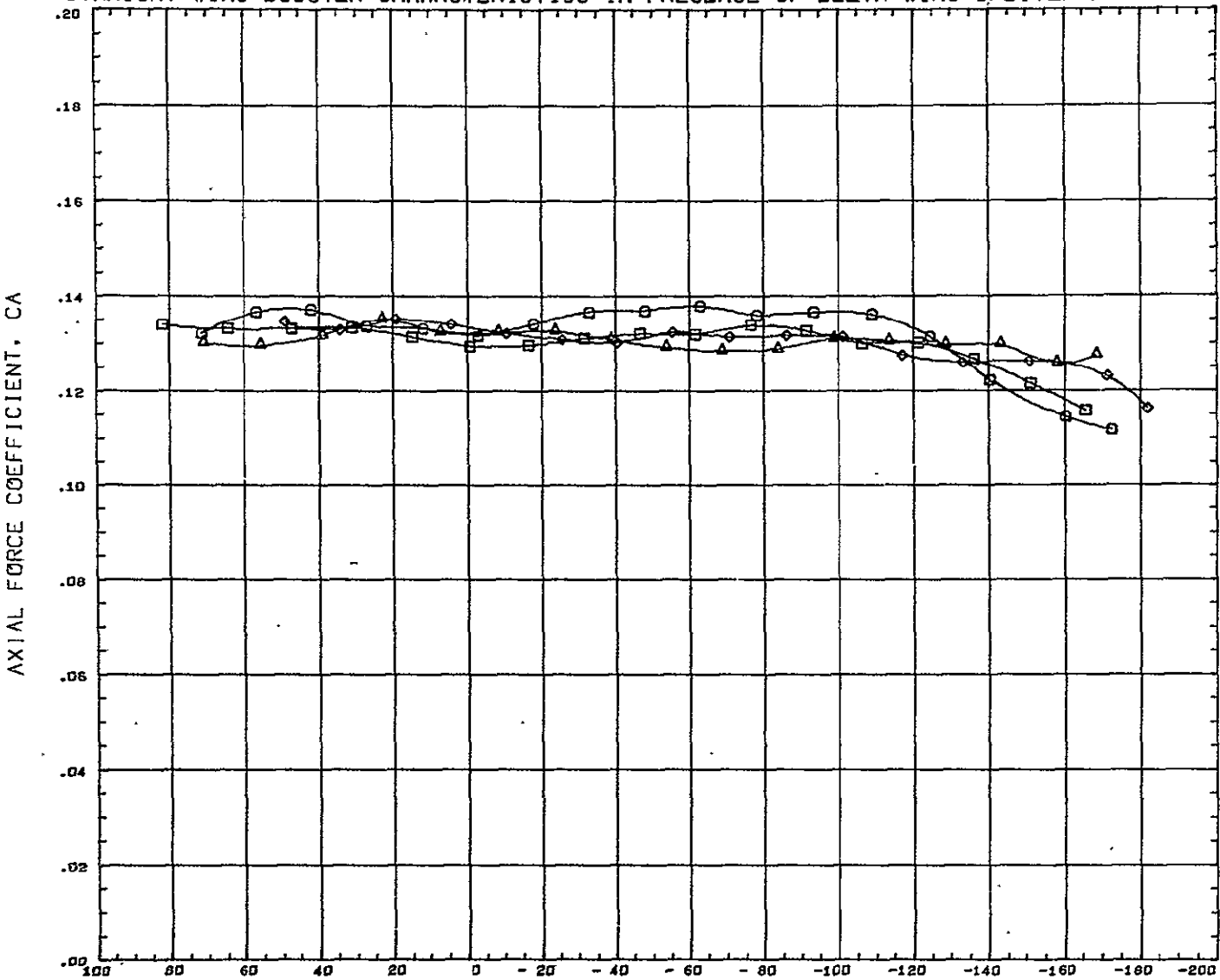
STRAIGHT-WING BOOSTER CHARACTERISTICS IN PRESENCE OF DELTA-WING ORBITER AT M=1.6



SYMBOL	GAP Z	PARAMETRIC VALUES				REFERENCE INFORMATION		
○	4.380	ALPHA0	0.000	ALPHAB	0.000	REFS	12.6740	86 IN
□	13.380	HACH	1.600	BETA	0.000	REFL	10.0380	IN
◇	29.380	ELEVON	0.000			REFB	1.4700	IN
△	54.380					XMRP	6.2920	IN
						YMRP	0.0000	IN
						ZMRP	0.8680	IN
						SCALE	0.0035	

DATA HIST. CODE MV

STRAIGHT-WING BOOSTER CHARACTERISTICS IN PRESENCE OF DELTA-WING ORBITER AT M=1.6

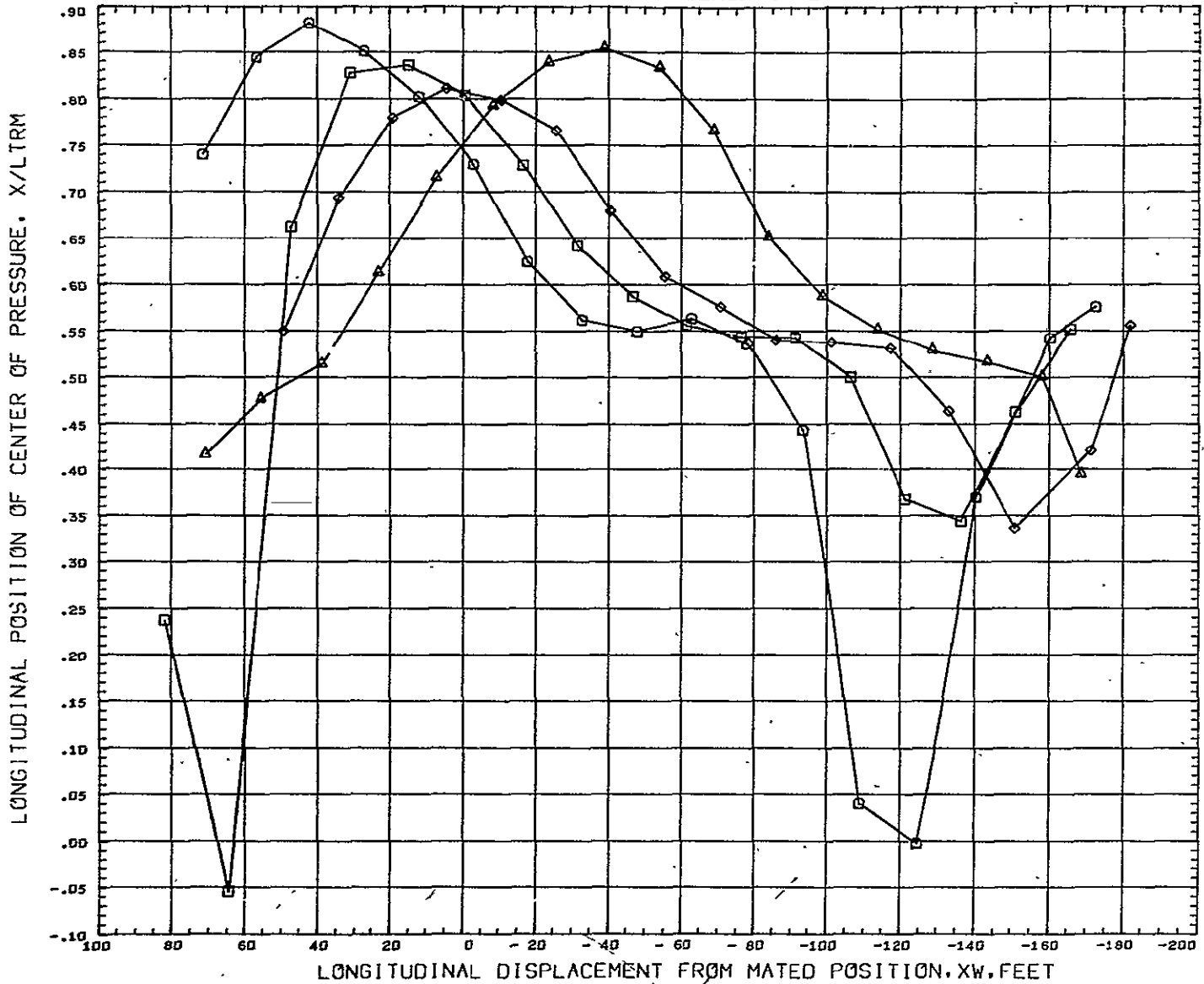


LONGITUDINAL DISPLACEMENT FROM MATED POSITION, XW, FEET

SYMBOL	GAP Z	PARAMETRIC VALUES				REFERENCE INFORMATION		
		ALPHA0	ALPHA0	ALPHAB	BETA	REFS	REFL	REFB
○	4.380	0.000	0.000	0.000	0.000	12.6740	10.0380	1.4700
□	13.380	MACH	1.600	BETA	0.000	6.2920	0.0000	0.8680
◇	29.380	ELEVON	0.000			0.0035		
△	54.380							

DATA HIST. CODE MV

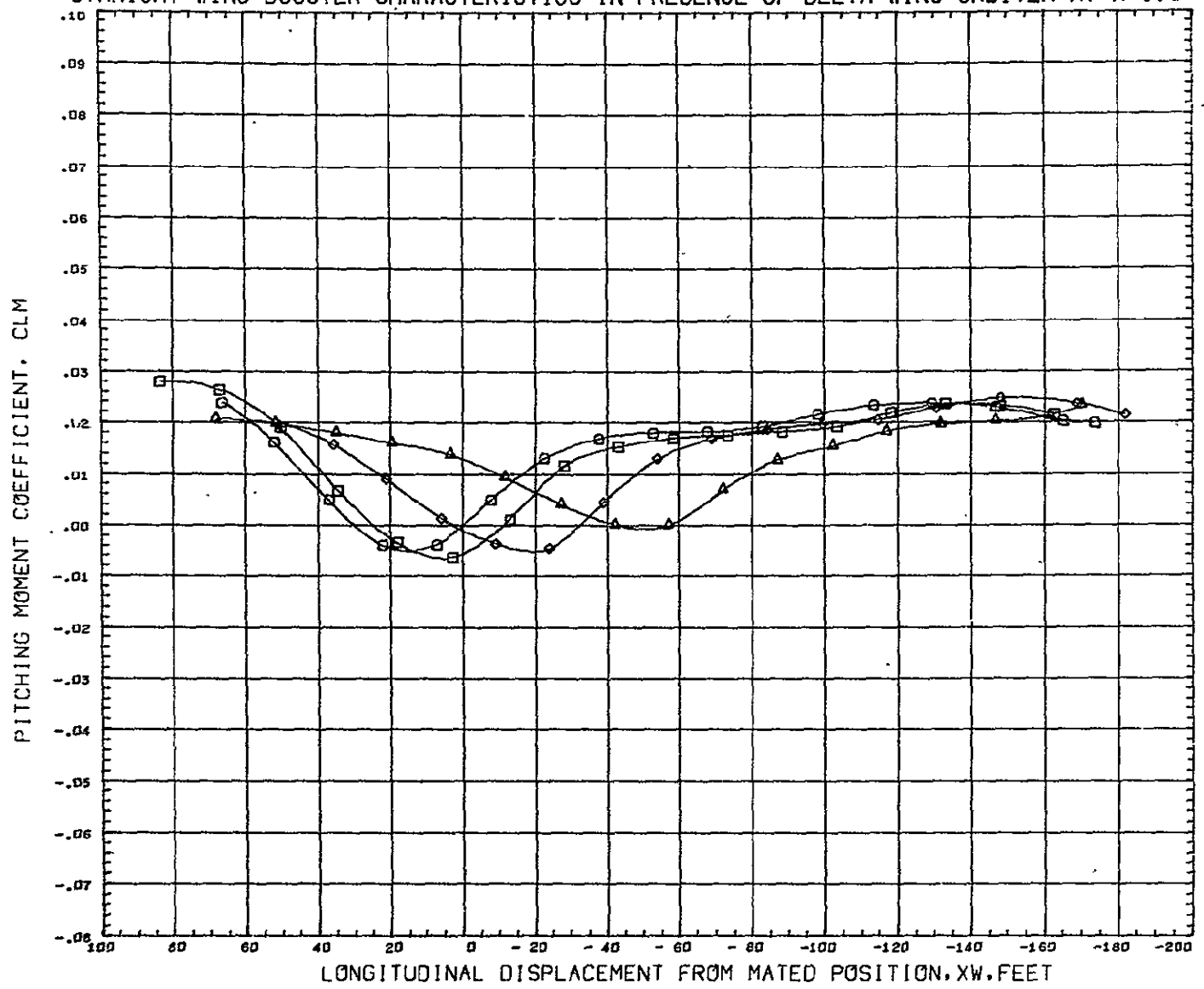
STRAIGHT-WING BOOSTER CHARACTERISTICS IN PRESENCE OF DELTA-WING ORBITER AT M=1.6



SYMBOL	CAP Z	PARAMETRIC VALUES				REFERENCE INFORMATION		
○	4.380	ALPHA0	0.000	ALPHA	0.000	REFS	12.6740	SQ IN
□	13.380	MACH	1.600	BETA	0.000	REFL	10.0380	IN
◇	29.380	ELEVON	0.000			REFB	1.4700	IN
△	54.380					XMRP	6.2920	IN
						YMRP	0.0000	IN
						ZMRP	0.8680	IN
						SCALE	0.0035	

DATA HIST. CODE MV

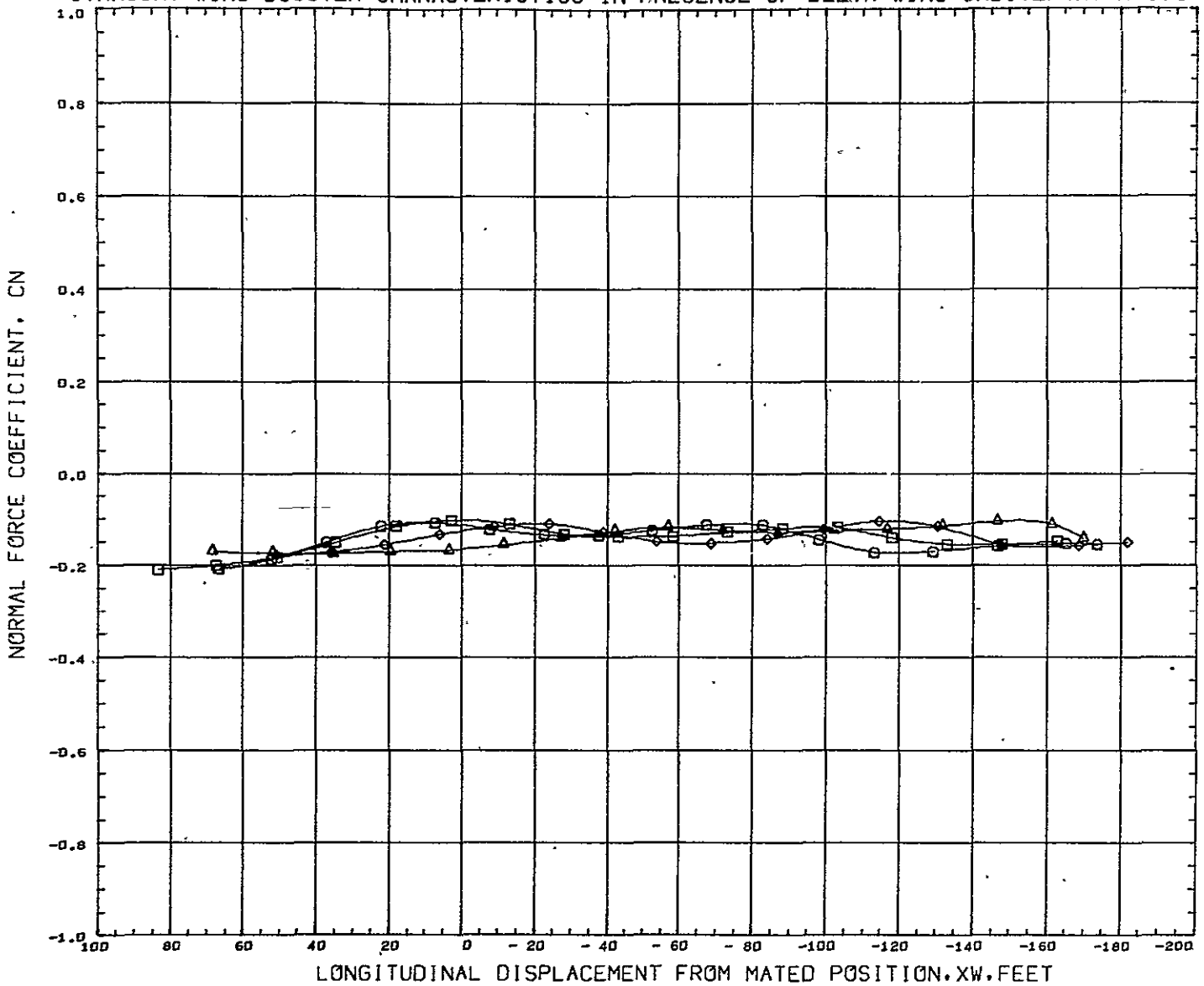
STRAIGHT-WING BOOSTER CHARACTERISTICS IN PRESENCE OF DELTA-WING ORBITER AT M=1.6



SYMBOL	GAP Z	PARAMETRIC VALUES				REFERENCE INFORMATION		
□	4.380	ALPHA0	0.000	ALPHAB	- 5.000	REFS	12.6740	SG IN
◇	13.380	MACH	1.600	BETA	0.000	REFL	10.0380	IN
◊	29.380	ELEVON	0.000			REFB	1.4700	IN
△	54.380					XMRP	6.2920	IN
						YHRP	0.0000	IN
						ZHRP	0.8680	IN
						SCALE	0.0035	

DATA HIST. CODE HV

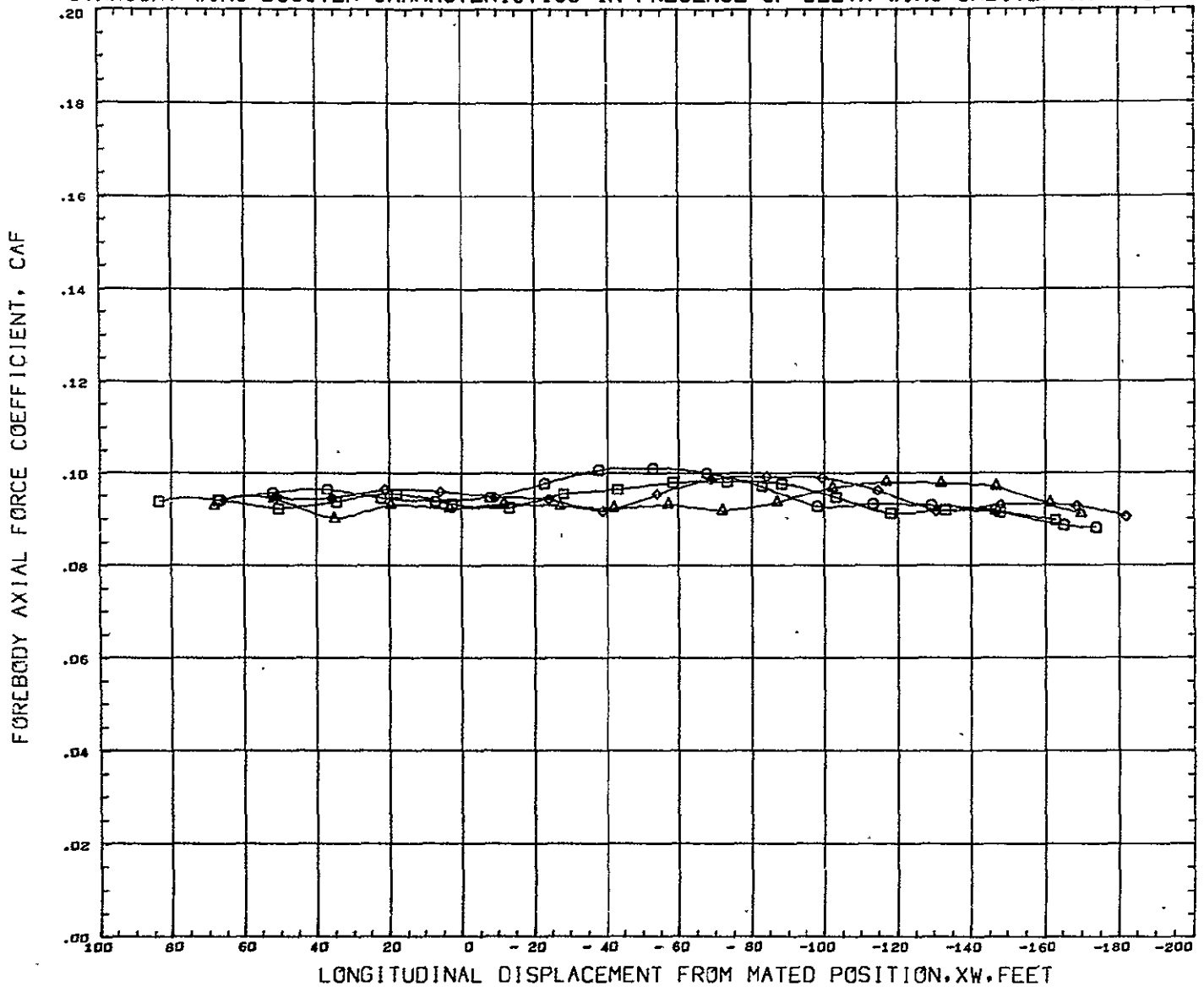
STRAIGHT-WING BOOSTER CHARACTERISTICS IN PRESENCE OF DELTA-WING ORBITER AT M=1.6



SYMBOL	GAP Z	PARAMETRIC VALUES				REFERENCE INFORMATION		
○	4.380	ALPHA0	0.000	ALPHA8	- 5.000	REFS	12.6740	SO IN
□	13.380	HACH	1.600	BETA	0.000	REFL	10.0380	IN
◇	29.380	ELEVON	0.000			REFB	1.4700	IN
△	54.380					XMRP	6.2920	IN
						YMRP	0.0000	IN
						ZMRP	0.8680	IN
						SCALE	0.0035	

DATA HIST. CODE MV

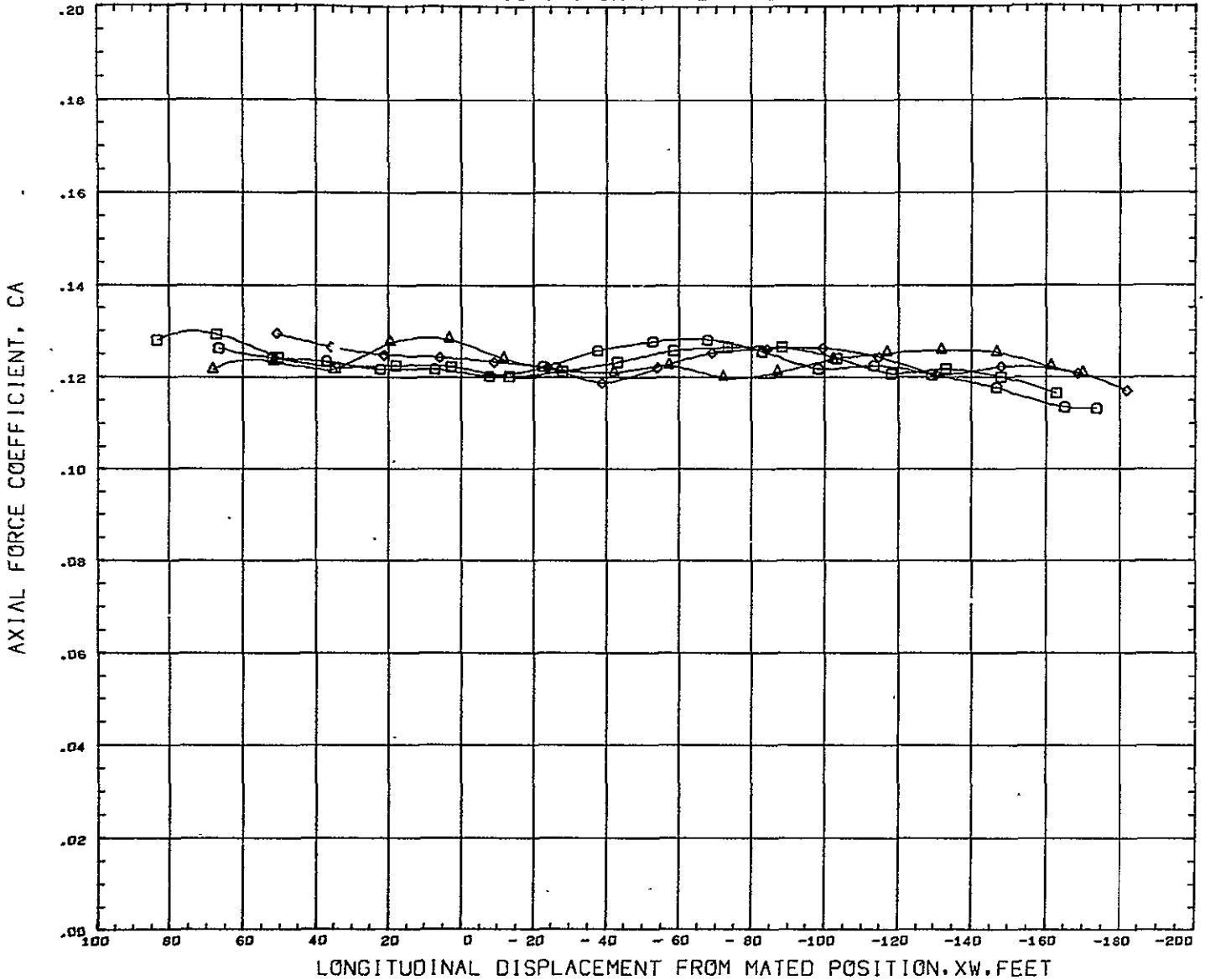
STRAIGHT-WING BOOSTER CHARACTERISTICS IN PRESENCE OF DELTA-WING ORBITER AT M=1.6



SYMBOL	GAP Z	PARAMETRIC VALUES	REFERENCE INFORMATION
○	4.380	ALPHA0 0.000 ALPHA8 - 5.000	REFS 12.6740 SQ IN
□	13.380	MACH 1.600 BETA 0.000	REFL 10.0380 IN
◇	29.380	ELEVON 0.000	REFB 1.4700 IN
△	54.380		XMRP 6.2920 IN
			YMRP 0.0000 IN
			ZMRP 0.8680 IN
			SCALE 0.0035

DATA HIST. CODE HV

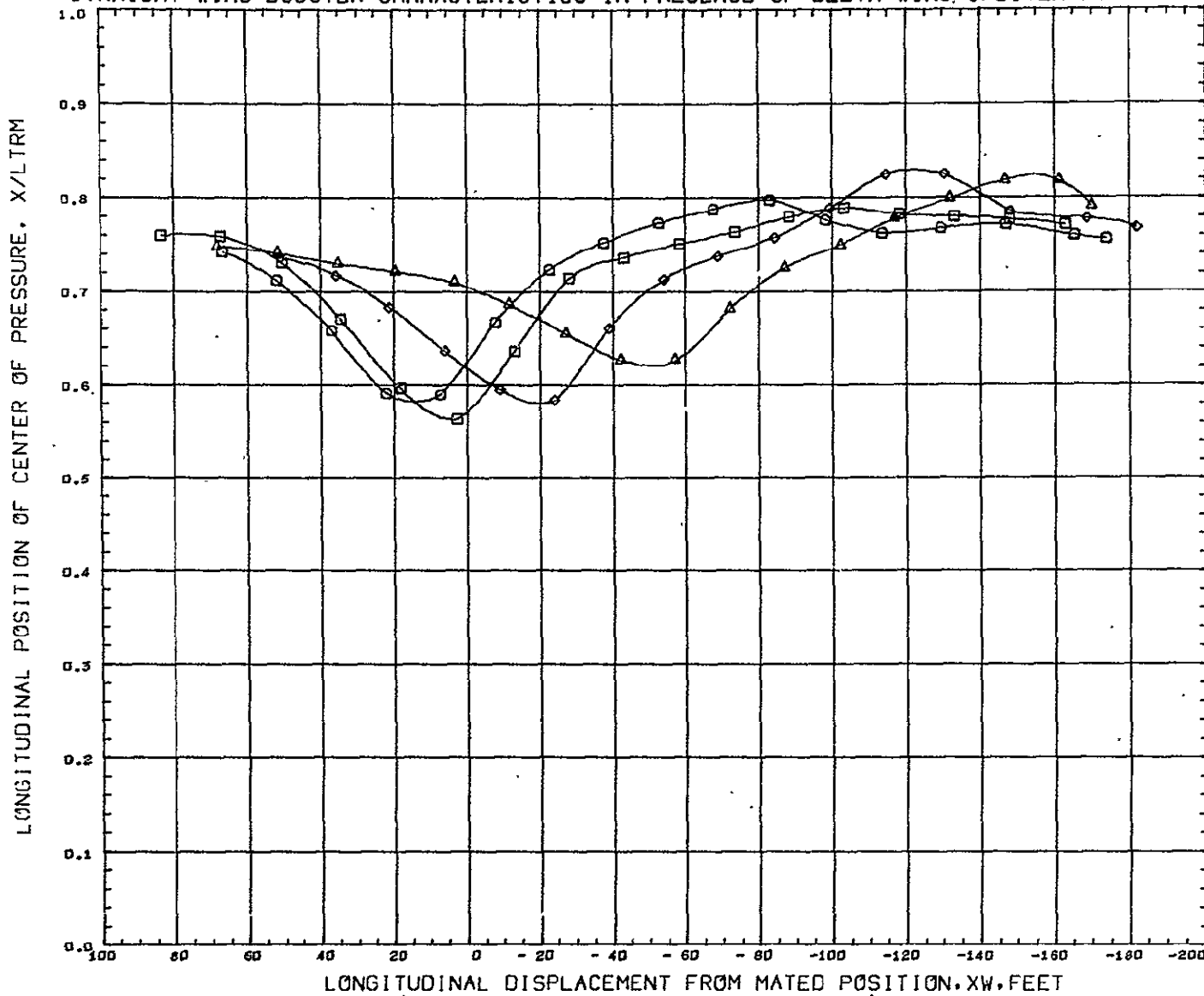
STRAIGHT-WING BOOSTER CHARACTERISTICS IN PRESENCE OF DELTA-WING ORBITER AT M=1.6



SYMBOL	GAP Z	PARAMETRIC VALUES				REFERENCE INFORMATION		
		ALPHA0	BETA	ALPHAB	BETAB	REFS	REFL	REFB
○	4.389	0.000	0.000	-5.000	0.000	12.6740	10.0380	1.4700
□	13.389	1.600	0.000	0.000	0.000	6.2920	0.0000	0.8680
◇	29.389	0.000	0.000	0.000	0.000	0.0035		
△	54.389							

DATA HIST. CODE HV

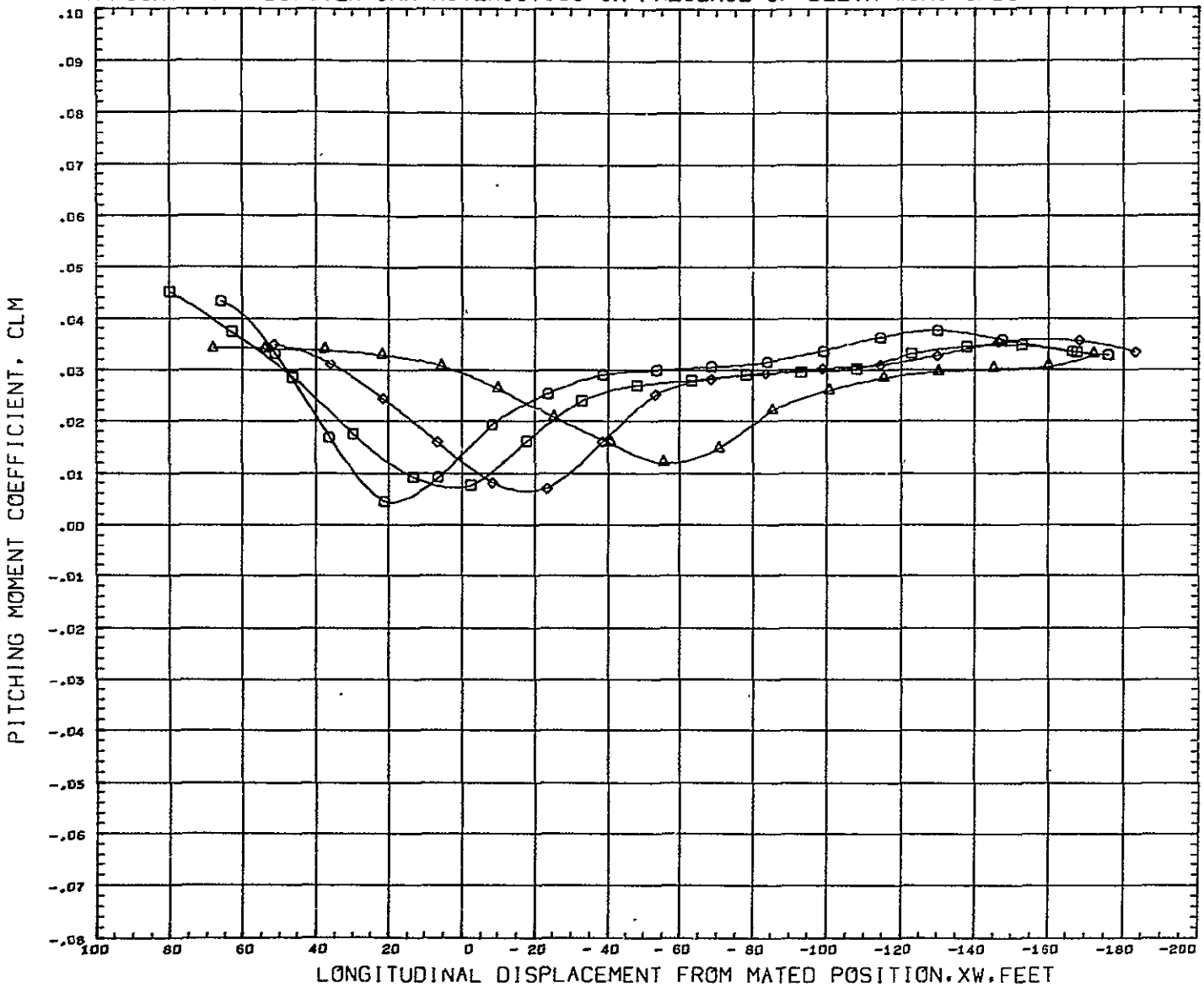
STRAIGHT-WING BOOSTER CHARACTERISTICS IN PRESENCE OF DELTA-WING ORBITER AT M=1.6



SYMBOL	GAP Z	PARAMETRIC VALUES				REFERENCE INFORMATION			
		ALPHA0	HACH	ELEVON	ALPHAB	BETA	REFS	SQ	IN
○	4.380	0.000	1.600	0.000	-5.000	0.000	12.6740		
□	13.380						10.0380	IN	
◇	29.380						1.4700	IN	
△	54.380						6.2920	IN	
							0.0000	IN	
							0.8680	IN	
							0.0035	IN	

DATA HIST. CODE MV

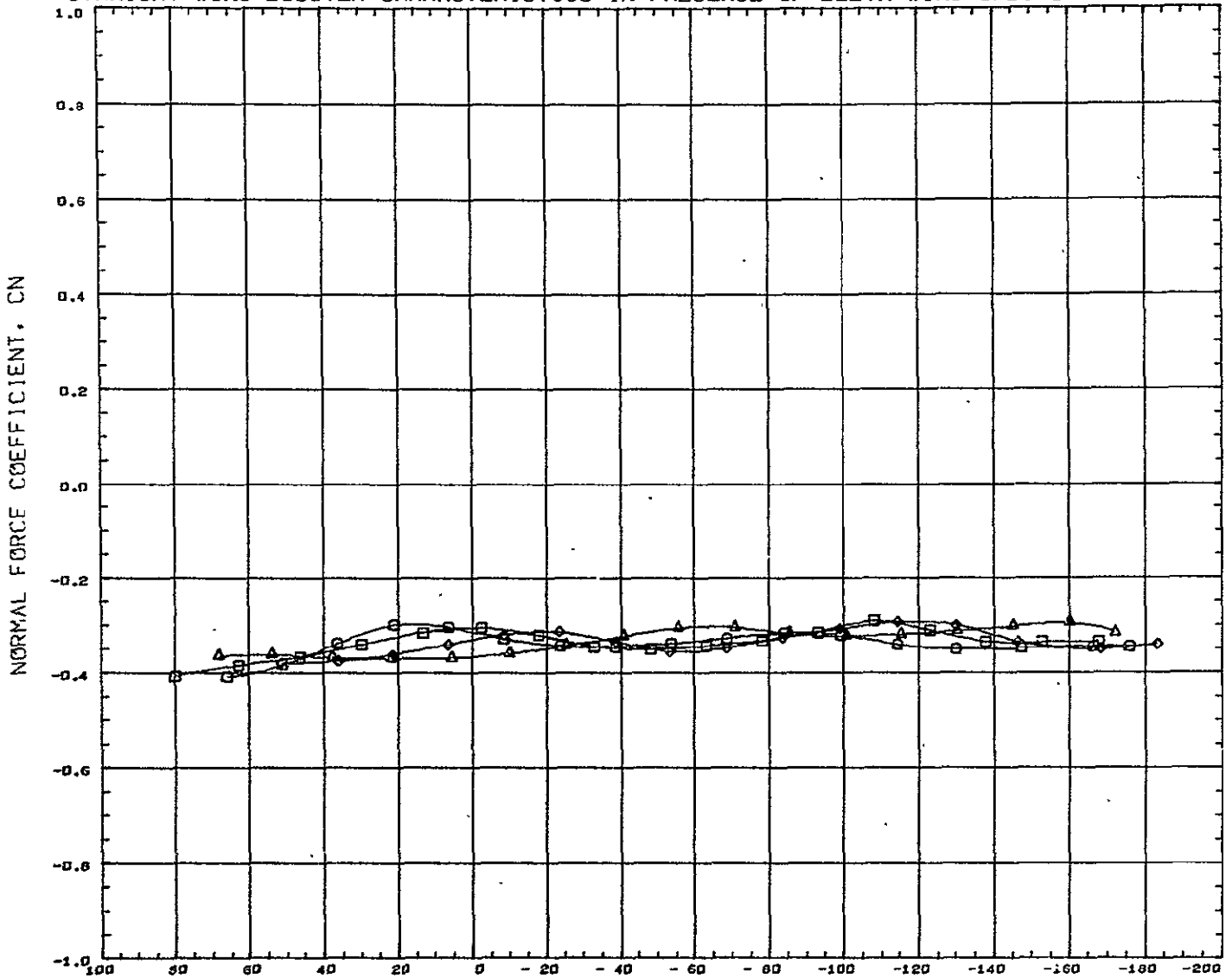
STRAIGHT-WING BOOSTER CHARACTERISTICS IN PRESENCE OF DELTA-WING ORBITER AT M=1.6



SYMBOL	GAP Z	PARAMETRIC VALUES			REFERENCE INFORMATION			
□	4.380	ALPHA0	0.000	ALPHAB	-10.000	REFS	12.6740	SQ IN
◇	13.380	MACH	1.600	BETA	0.000	REFL	10.0380	IN
◇	29.380	ELEVON	0.000			REFB	1.4700	IN
Δ	54.380					XMRP	6.2920	IN
						YMRP	0.0000	IN
						ZMRP	0.8680	IN
						SCALE	0.0035	IN

DATA HIST. CODE HV

STRAIGHT-WING BOOSTER CHARACTERISTICS IN PRESENCE OF DELTA-WING ORBITER AT M=1.6

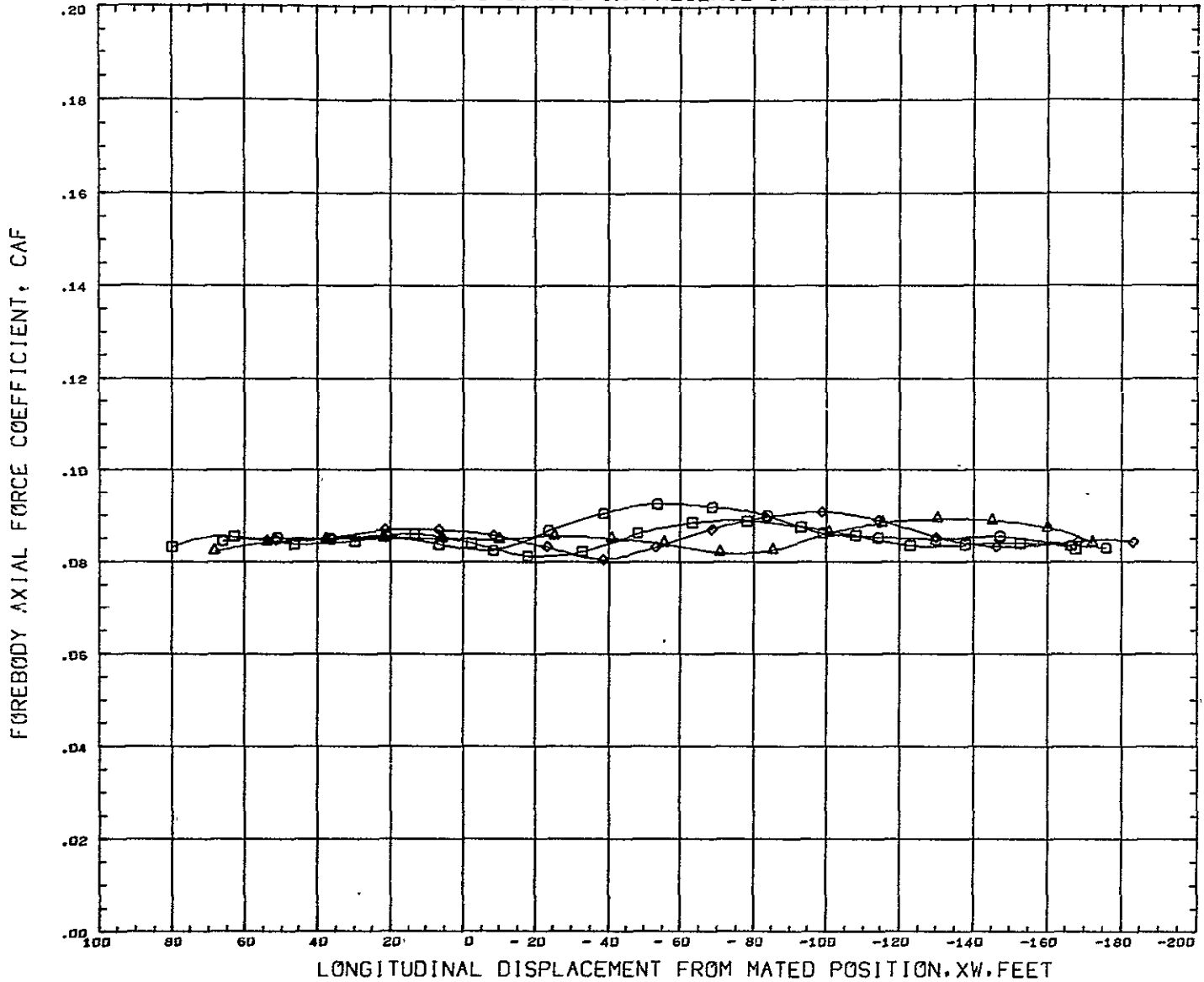


LONGITUDINAL DISPLACEMENT FROM MATED POSITION, XW, FEET

SYMBOL	GAF Z	PARAMETRIC VALUES				REFERENCE INFORMATION					
		ALPHA0	ALPHA8	BETA	REFS	REFL	REFB	XMRP	YMRP	ZMRP	SCALE
□	4.380	0.000	-10.000	0.000	12.6740	10.0380	1.4700	6.2920	0.0000	0.8680	0.0036
◇	13.380	1.600	0.000	0.000							
◊	29.380	ELEVON	0.000								
△	54.380										

DATA HIST. CODE MV

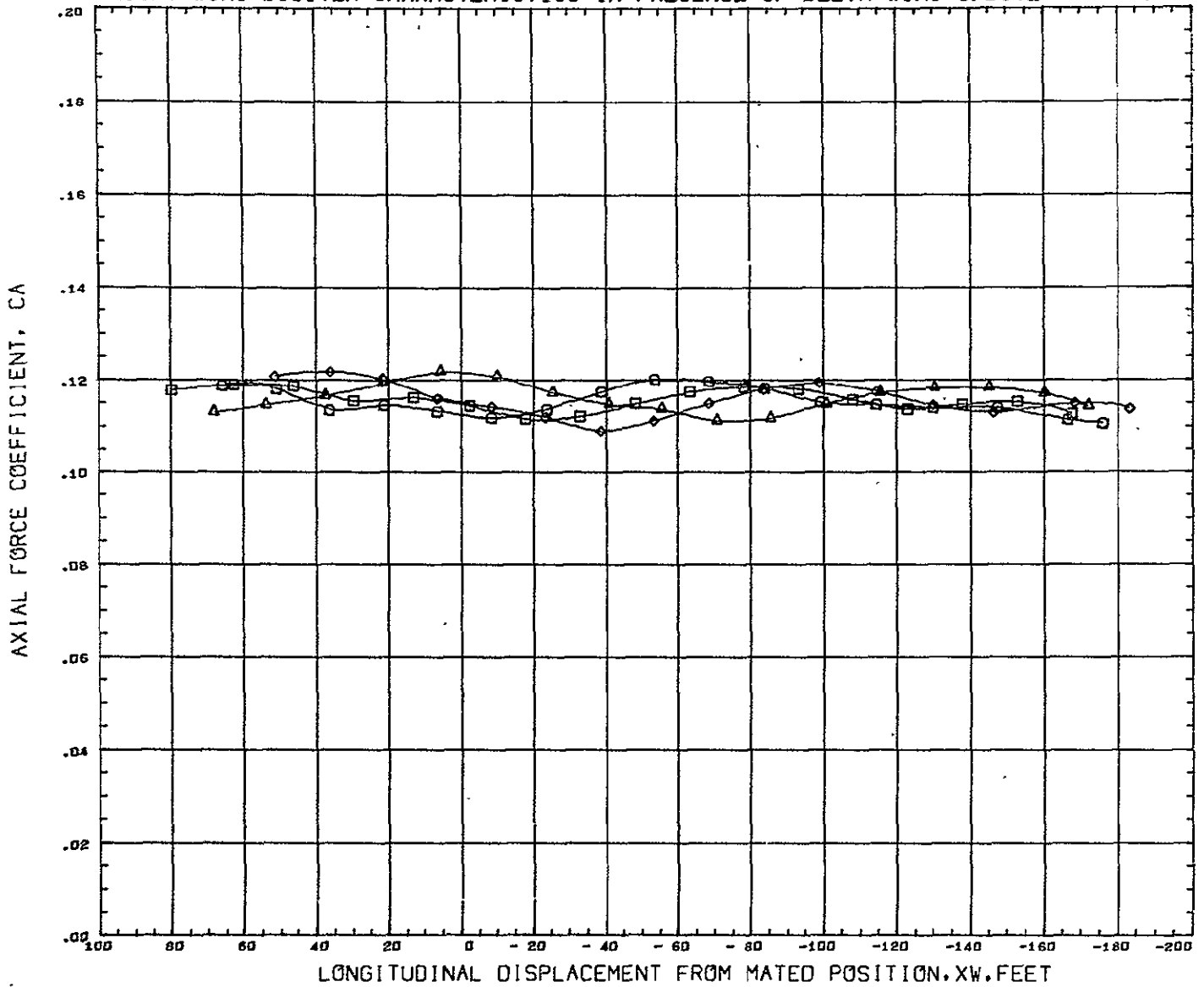
STRAIGHT-WING BOOSTER CHARACTERISTICS IN PRESENCE OF DELTA-WING ORBITER AT M=1.6



SYMBOL	CAF Z	PARAMETRIC VALUES				REFERENCE INFORMATION		
		ALPHA0	BETA	ALPHAS	BETAS	REFS	REFL	REFB
□	4.380	0.000	0.000	-10.000	0.000	12.6740	10.0380	1.4700
◇	13.380	1.600	0.000	0.000	0.000	6.2920	0.0000	0.8680
△	54.380	0.000	0.000	0.000	0.000	0.0035		

DATA HIST. CODE HV

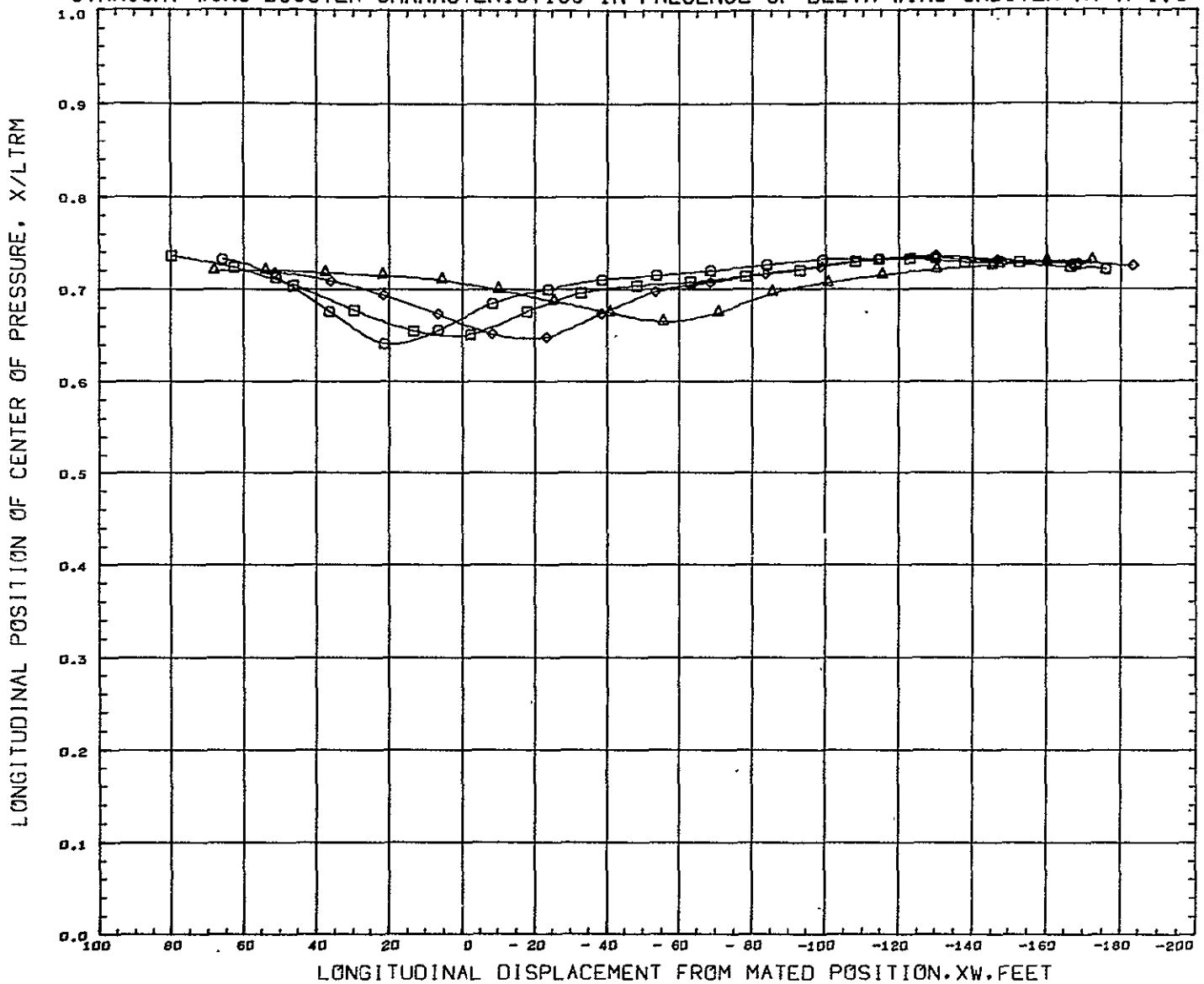
STRAIGHT-WING BOOSTER CHARACTERISTICS IN PRESENCE OF DELTA-WING ORBITER AT M=1.6



SYMBOL	GAF Z	PARAMETRIC VALUES				REFERENCE INFORMATION							
		ALPHA0	ALPHAB	BETA	ELEVON	REFS	REFL	REFB	XMRF	YMRP	ZMRP	SCALE	SQ IN
□	4.380	0.000	-10.000	0.000	0.000	12.6740	10.0380	1.4700	6.2920	0.0000	0.8680	0.0035	IN
◇	13.380	1.600	0.000	0.000	0.000								IN
○	29.380	0.000	0.000	0.000	0.000								IN
△	54.380	0.000	0.000	0.000	0.000								IN

DATA HIST. CODE HV

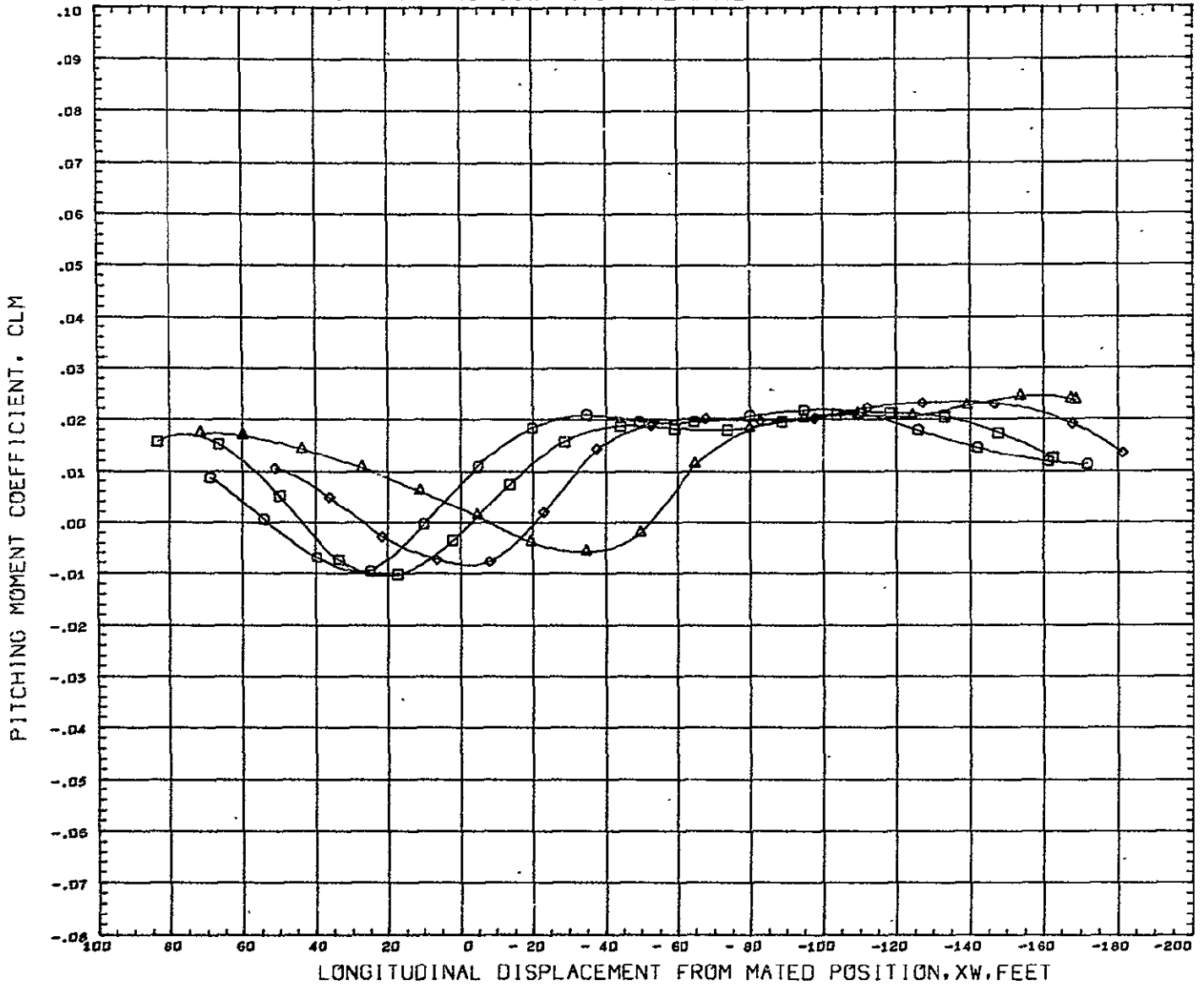
STRAIGHT-WING BOOSTER CHARACTERISTICS IN PRESENCE OF DELTA-WING ORBITER AT M=1.6



SYMBOL	GAP Z	PARAMETRIC VALUES				REFERENCE INFORMATION		
○	4.380	ALPHA0	0.000	ALPHAB	-10.000	REFS	12.6740	SQ IN
□	13.380	MACH	1.600	BETA	0.000	REFL	10.0380	IN
◇	29.380	ELEVON	0.000			REFB	1.4700	IN
△	54.380					XMRP	6.2920	IN
						YMRP	0.0000	IN
						ZMRP	0.8680	IN
						SCALE	0.0035	

DATA HIST. CODE HV

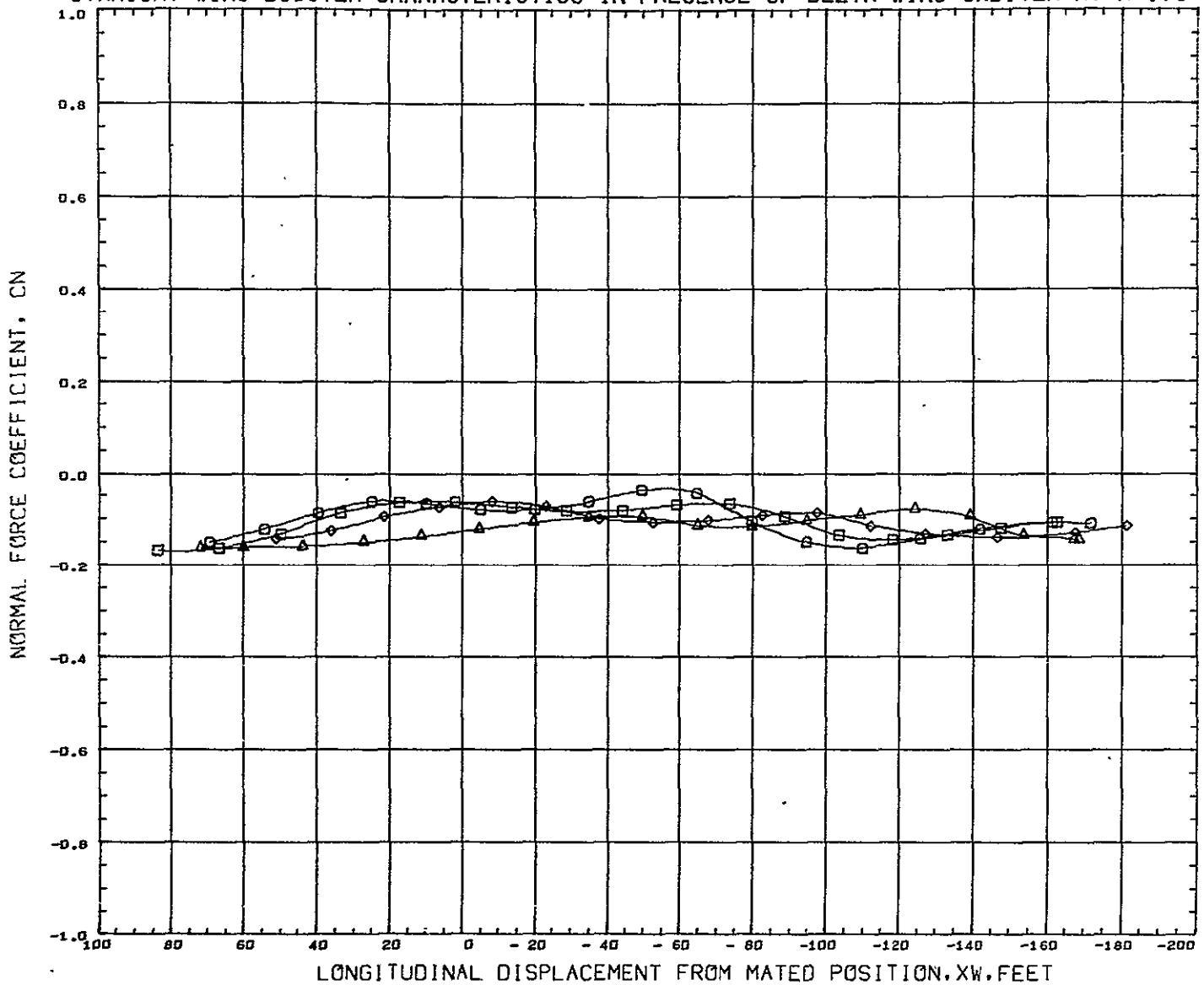
STRAIGHT-WING BOOSTER CHARACTERISTICS IN PRESENCE OF DELTA-WING ORBITER AT M=1.6



SYMBOL	GAP Z	PARAMETRIC VALUES		REFERENCE INFORMATION	
		ALPHA0	ALPHAB	REFL	IN
□	4.380	-5.000	-5.000	12.6740	58 IN
◇	13.380	MACH	3.600	10.0380	IN
○	29.380	ELEVON	0.000	1.4700	IN
△	54.380			XHRF	6.2920 IN
				YHRF	0.0000 IN
				ZHRF	0.8680 IN
				SCALE	0.0035

DATA HIST. CODE HV

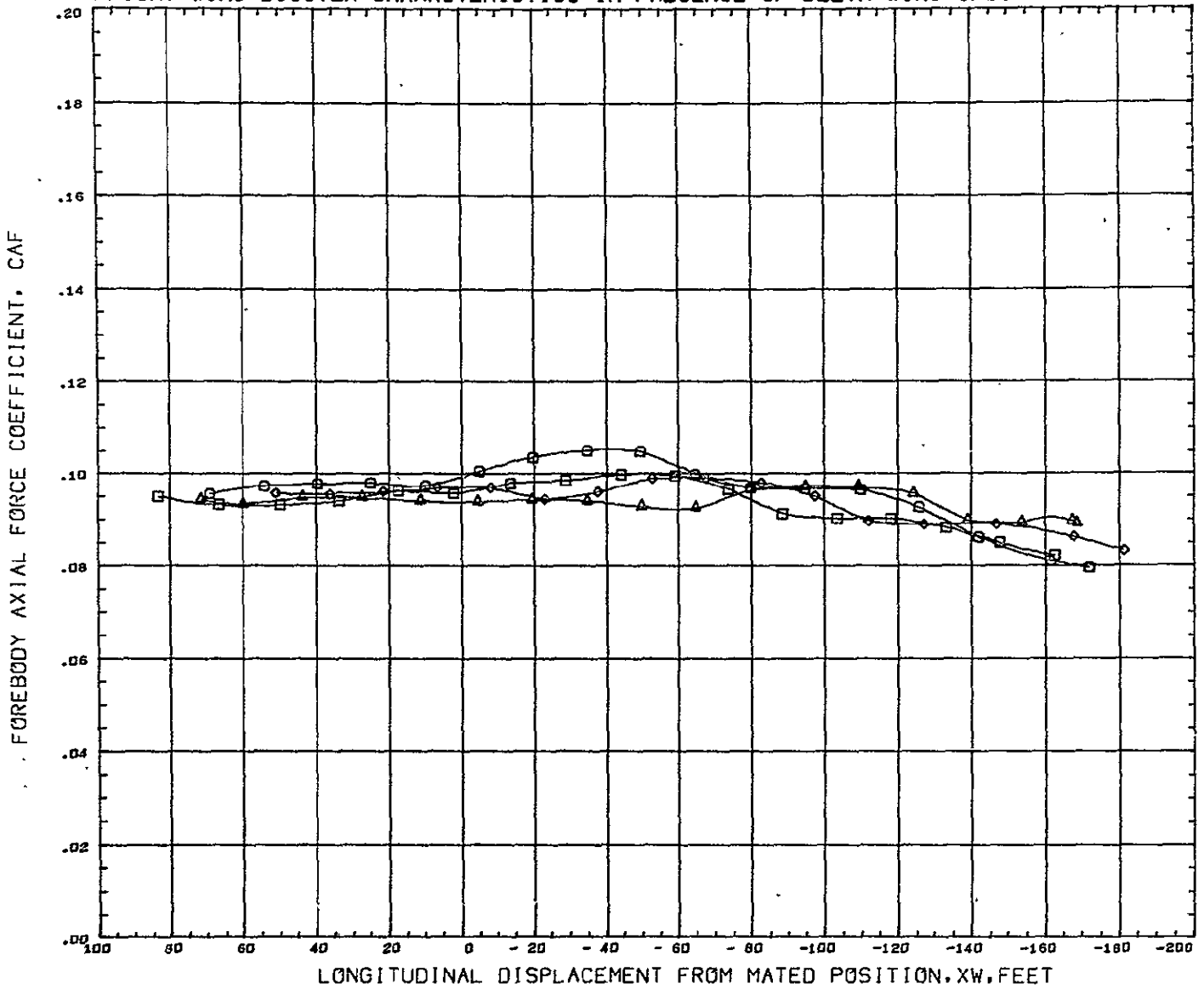
STRAIGHT-WING BOOSTER CHARACTERISTICS IN PRESENCE OF DELTA-WING ORBITER AT M=1.6



SYMBOL	GAP Z	PARAMETRIC VALUES				REFERENCE INFORMATION		
		ALPHA0	ALPHAB	BETA	REFS	REFL	SQ IN	
□	4.380	- 5.000	- 5.000	0.000	12.6740	10.0380	IN	
◇	13.380	MACH	1.600	0.000	REFB	1.4700	IN	
◇	29.380	ELEVON	0.000		XHRF	6.2920	IN	
△	54.380				YHRF	0.0000	IN	
					ZHRF	0.8680	IN	
					SCALE	0.0035		

DATA HIST. CODE MV

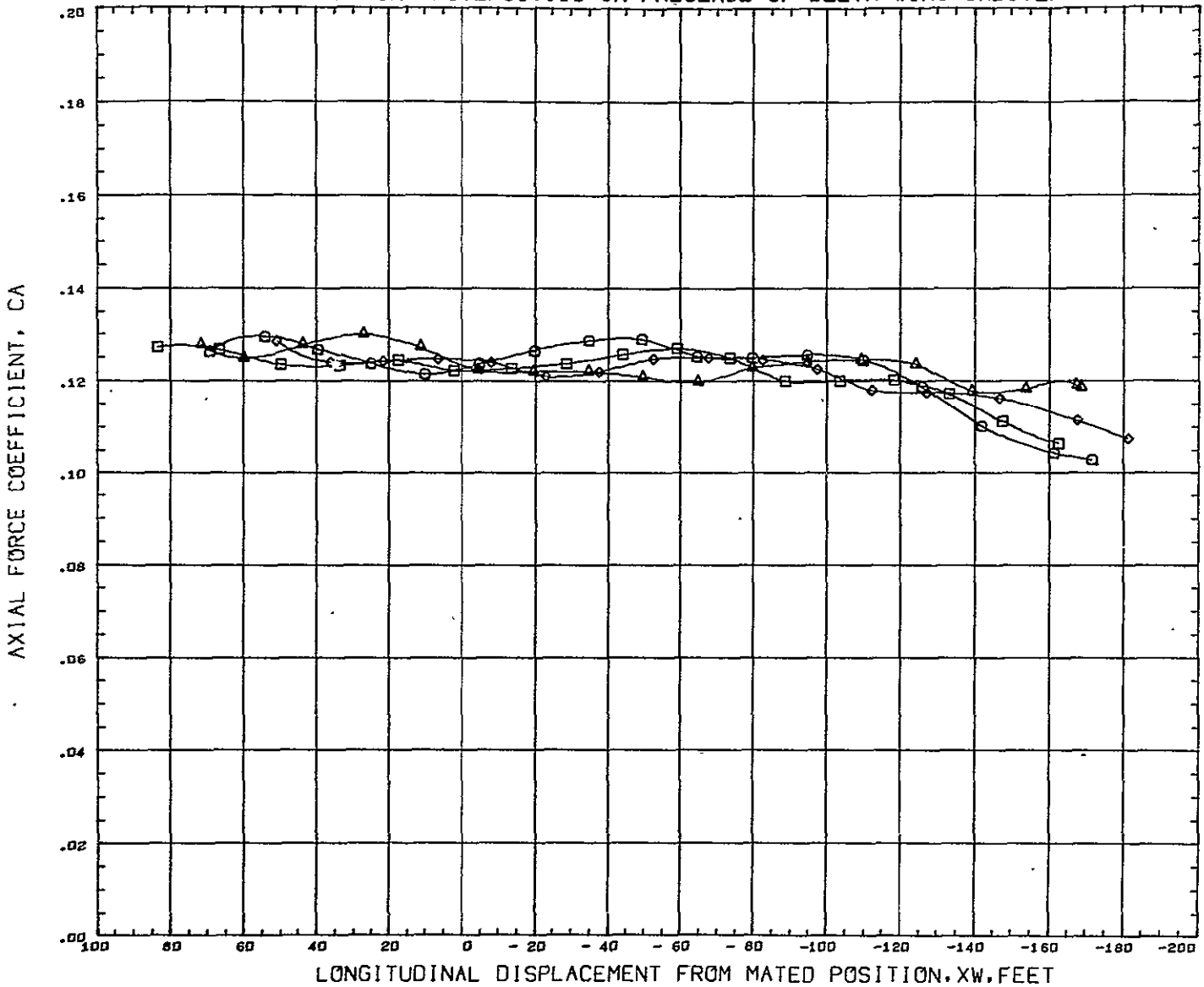
STRAIGHT-WING BOOSTER CHARACTERISTICS IN PRESENCE OF DELTA-WING ORBITER AT M=1.6



SYMBOL	GAP Z	PARAMETRIC VALUES				REFERENCE INFORMATION		
□	4.380	ALPHA0	- 5.000	ALPHAB	- 5.000	REFS	12.6740	SQ IN
◇	13.380	HACH	1.660	BETA	0.000	REFL	10.0380	IN
○	29.380	ELEVON	0.000			REFB	1.4700	IN
△	54.380					XMRP	6.2920	IN
						YMRP	0.0000	IN
						ZMRP	0.8680	IN
						SCALE	0.0035	

DATA HIST. CODE MV

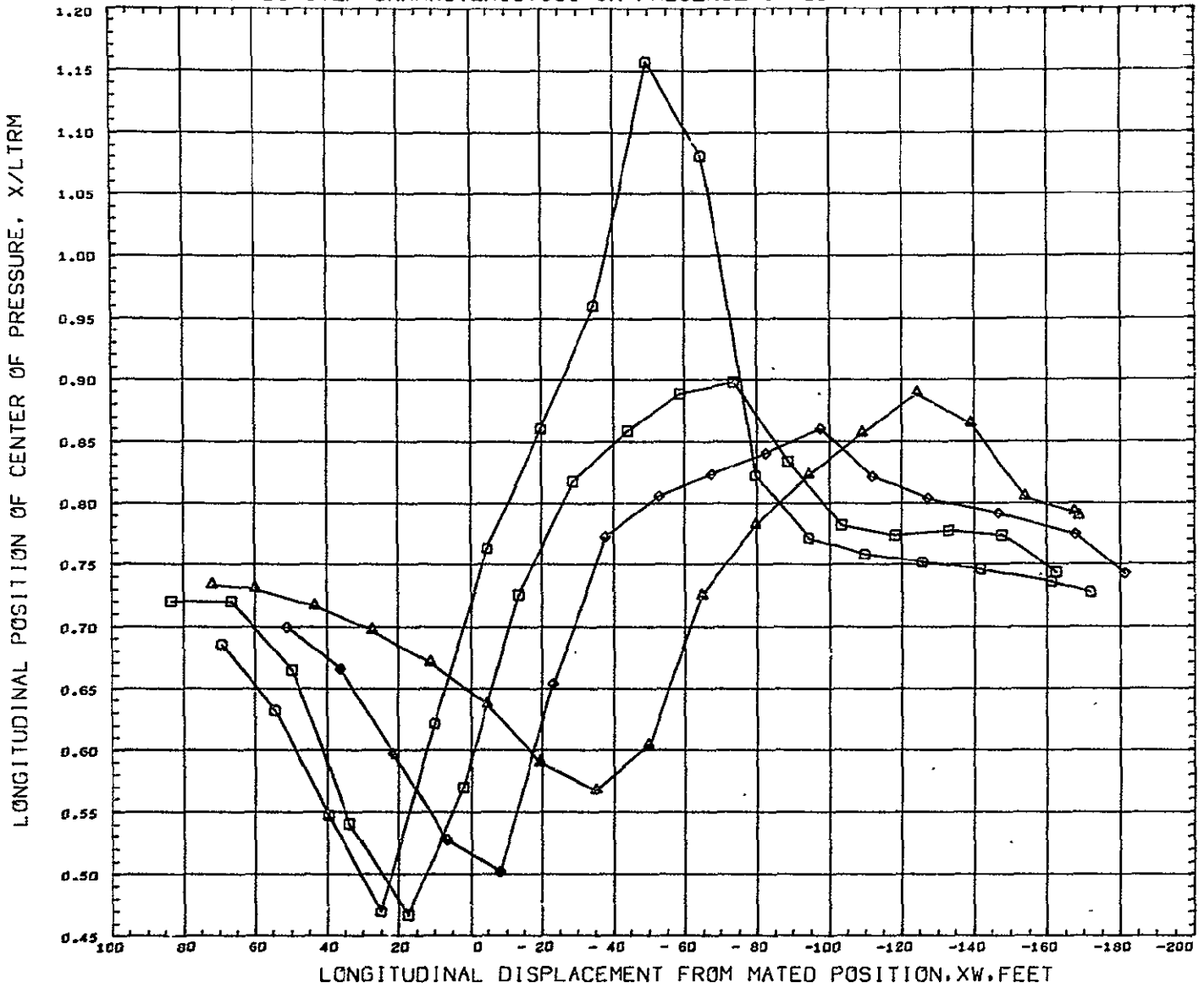
STRAIGHT-WING BOOSTER CHARACTERISTICS IN PRESENCE OF DELTA-WING ORBITER AT M=1.6



SYMBOL	CAP Z	PARAMETRIC VALUES				REFERENCE INFORMATION		
		ALPHA0	ALPHAB	BETA	REFS	SQ IN	IN	
○	4.380	- 5.000	- 5.000	0.000	12.6740			
□	13.380	MACH	1.600	0.000	10.0380		IN	
◇	29.380	ELEVON	0.000		1.4700		IN	
△	54.380				6.2920		IN	
					YMRP	0.0000	IN	
					ZMRP	0.8680	IN	
					SCALE	0.0035		

DATA HIST. CODE MV

STRAIGHT-WING BOOSTER CHARACTERISTICS IN PRESENCE OF DELTA-WING ORBITER AT M=1.6

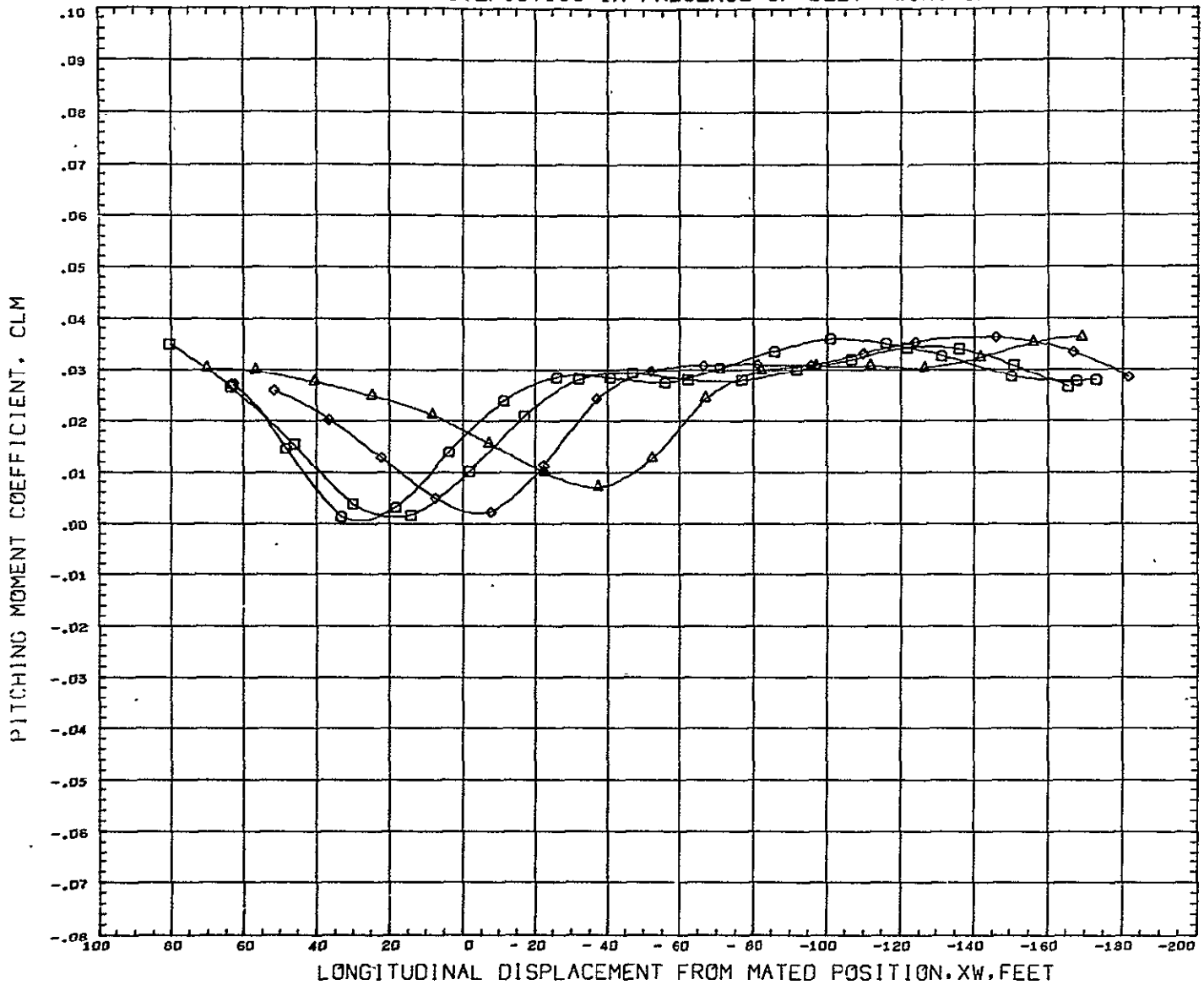


SYMBOL	GAP Z	PARAMETRIC VALUES				REFERENCE INFORMATION		
		ALPHA0	ALPHAB	MACH	BETA	REFS	REFL	REFB
□	4.300	- 5.000	- 5.000	1.600	0.000	12.6740	10.0380	1.4700
◊	13.380					6.2920	0.0000	0.8680
○	29.380					0.0035		
Δ	54.380							

DATA HIST. CODE MV

b

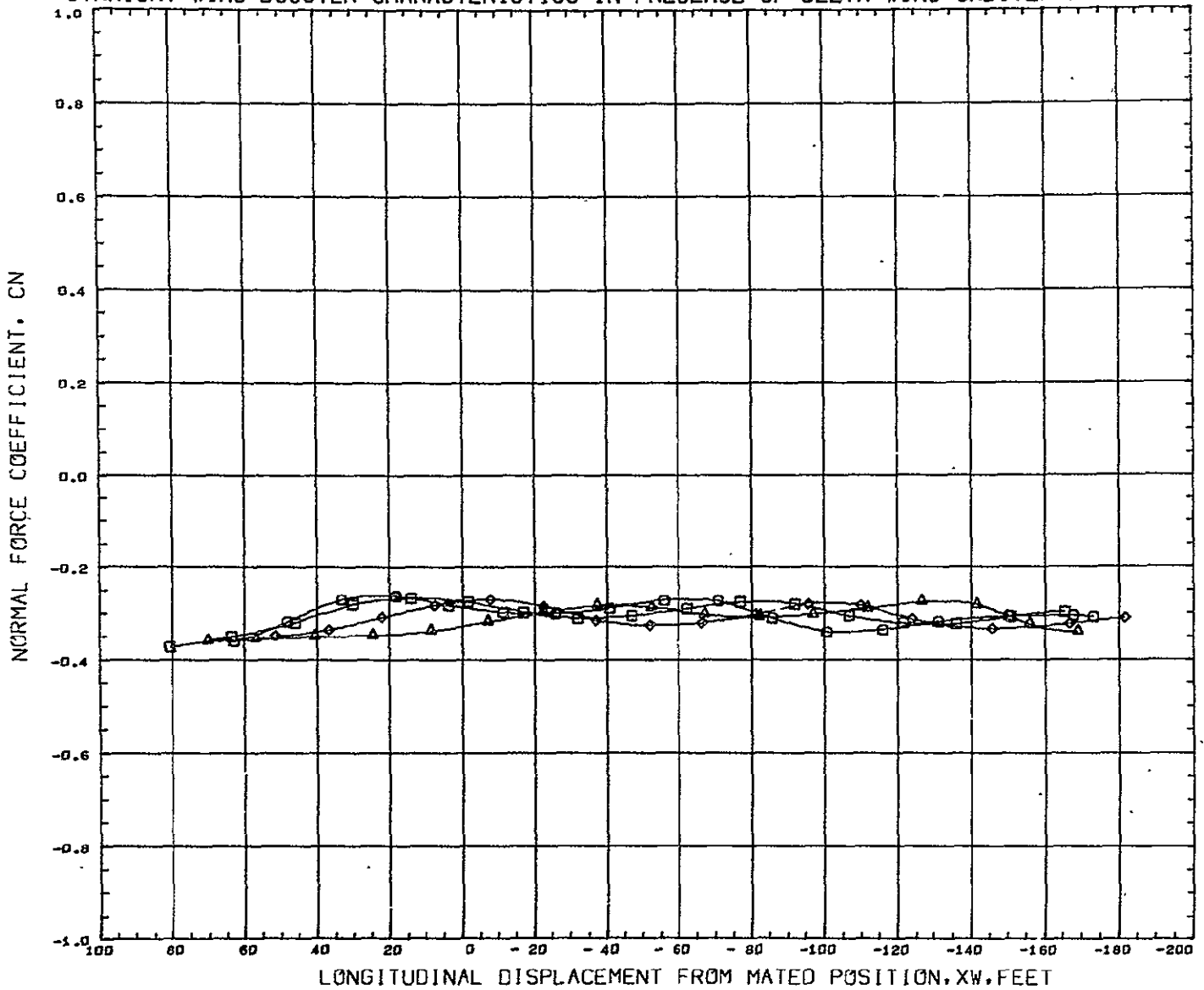
STRAIGHT-WING BOOSTER CHARACTERISTICS IN PRESENCE OF DELTA-WING ORBITER AT M=1.6



SYMBOL	GAP Z	PARAMETRIC VALUES		REFERENCE INFORMATION					
○	4.380	ALPHA0	- 5.000	ALPHAB	- 10.000	REFS	12.6740	SG	IN
□	13.380	HACH	1.600	BETA	0.000	REFL	10.0380	IN	
◇	29.380	ELEVON	0.000			REFB	1.4700	IN	
△	54.380					XMRP	6.2920	IN	
						YMRP	0.0000	IN	
						ZMRP	0.8680	IN	
						SCALE	0.0035		

DATA HIST. CODE HV

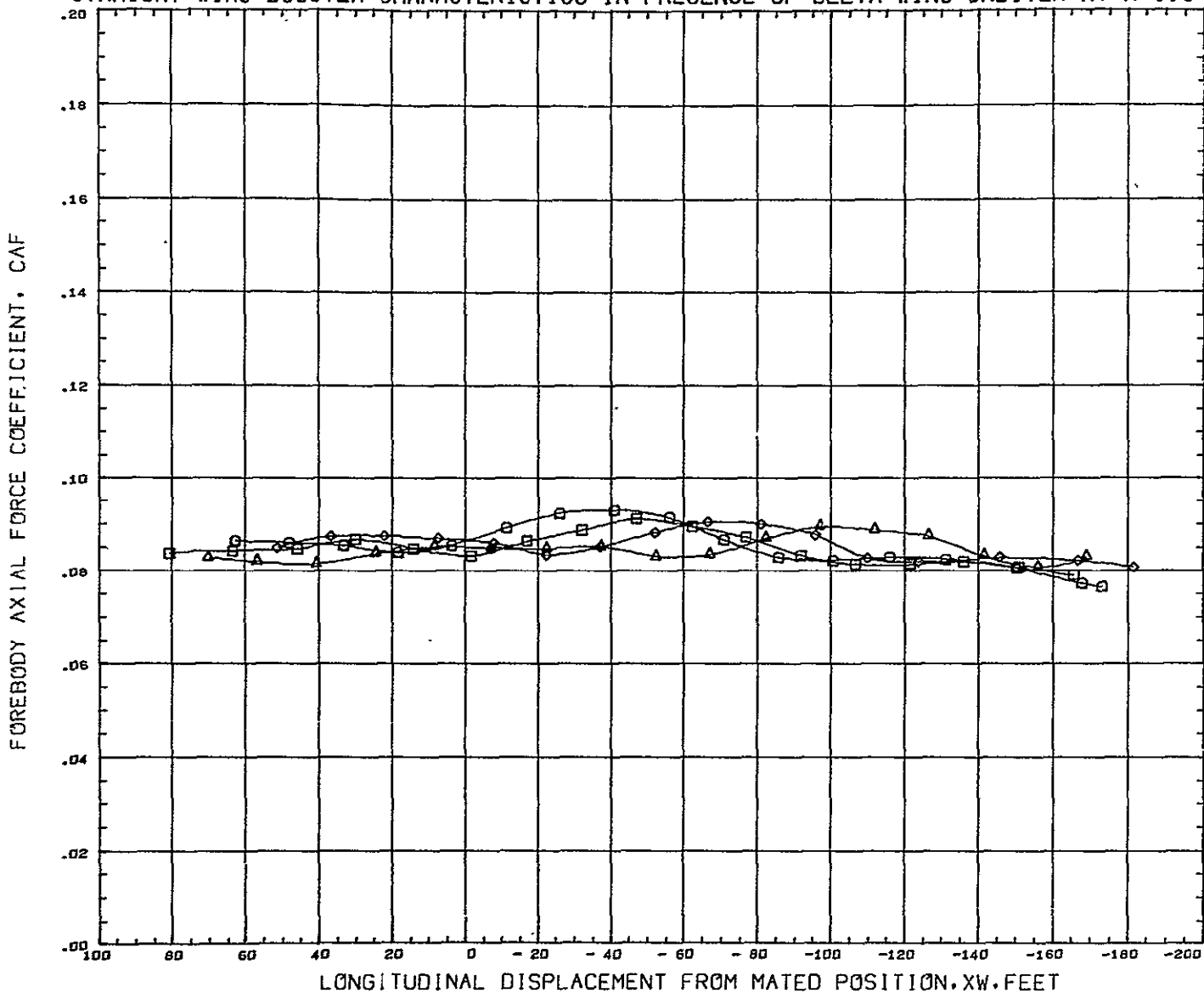
STRAIGHT-WING BOOSTER CHARACTERISTICS IN PRESENCE OF DELTA-WING ORBITER AT M=1.6



SYMBOL	GAP Z	PARAMETRIC VALUES				REFERENCE INFORMATION							
		ALPHA0	MACH	ELEVON	ALPHAB	BETA	REFS	REFL	REFB	XMRP	YMRP	ZMRP	SCALE
□	4.380	- 5.000	1.600	0.000	- 10.000	0.000	12.6740	10.0380	1.4700	6.2920	0.0000	0.8680	0.0035
◇	13.380												
△	29.380												
○	54.380												

DATA HIST. CODE HV

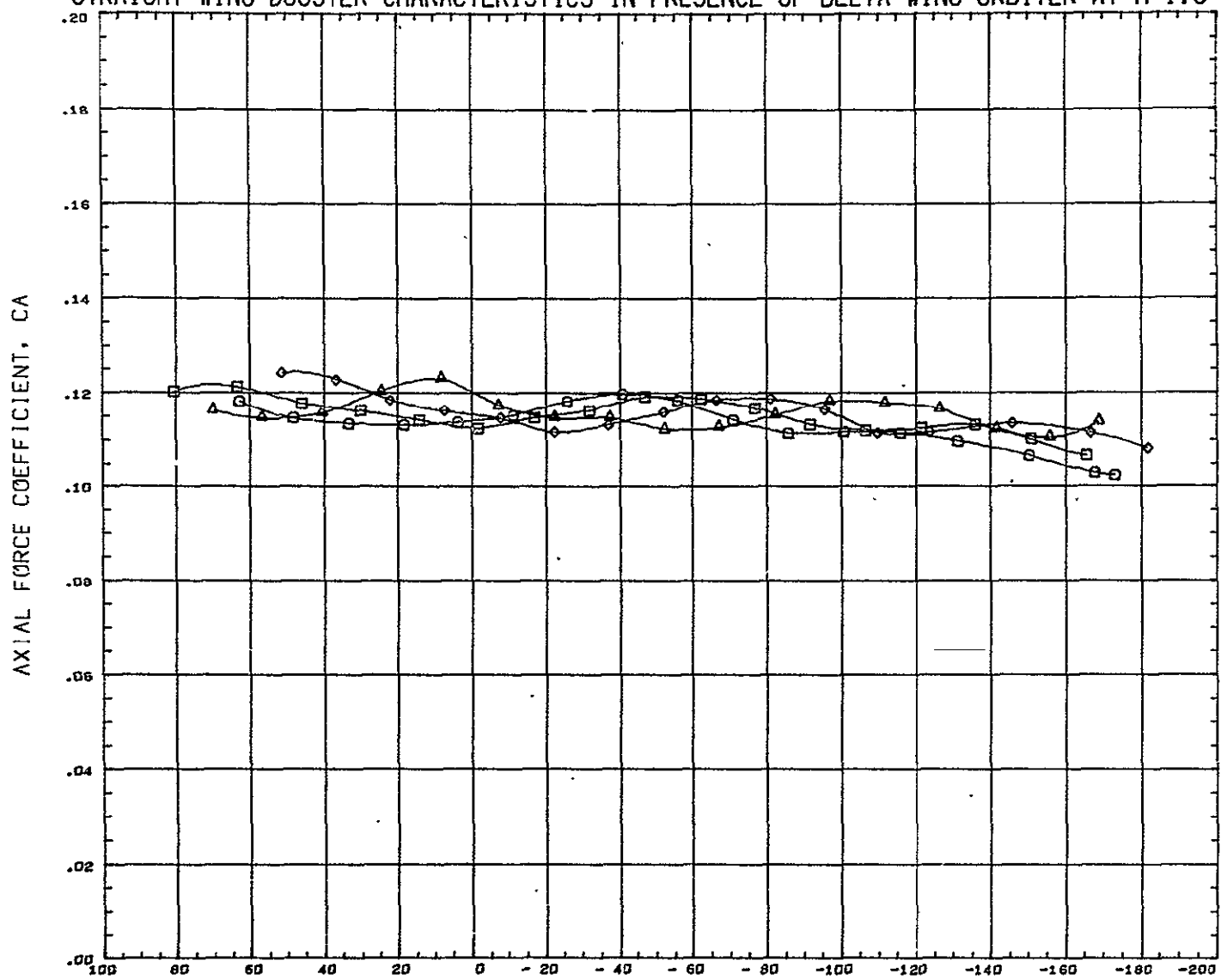
STRAIGHT-WING BOOSTER CHARACTERISTICS IN PRESENCE OF DELTA-WING ORBITER AT M=1.6



SYMBOL	GAP Z	PARAMETRIC VALUES				REFERENCE INFORMATION		
		ALPHA0	ALPHA1	ALPHA2	ALPHA3	REFS	REFL	REFB
□	4.380	5.000	10.000	0.000	0.000	12.6740	10.0380	1.4700
◇	13.380	5.000	10.000	0.000	0.000	6.2920	0.8680	0.0035
○	29.380	5.000	10.000	0.000	0.000	0.0000	0.0000	0.0000
△	54.380	5.000	10.000	0.000	0.000	0.0000	0.0000	0.0000

DATA HIST. CODE HV

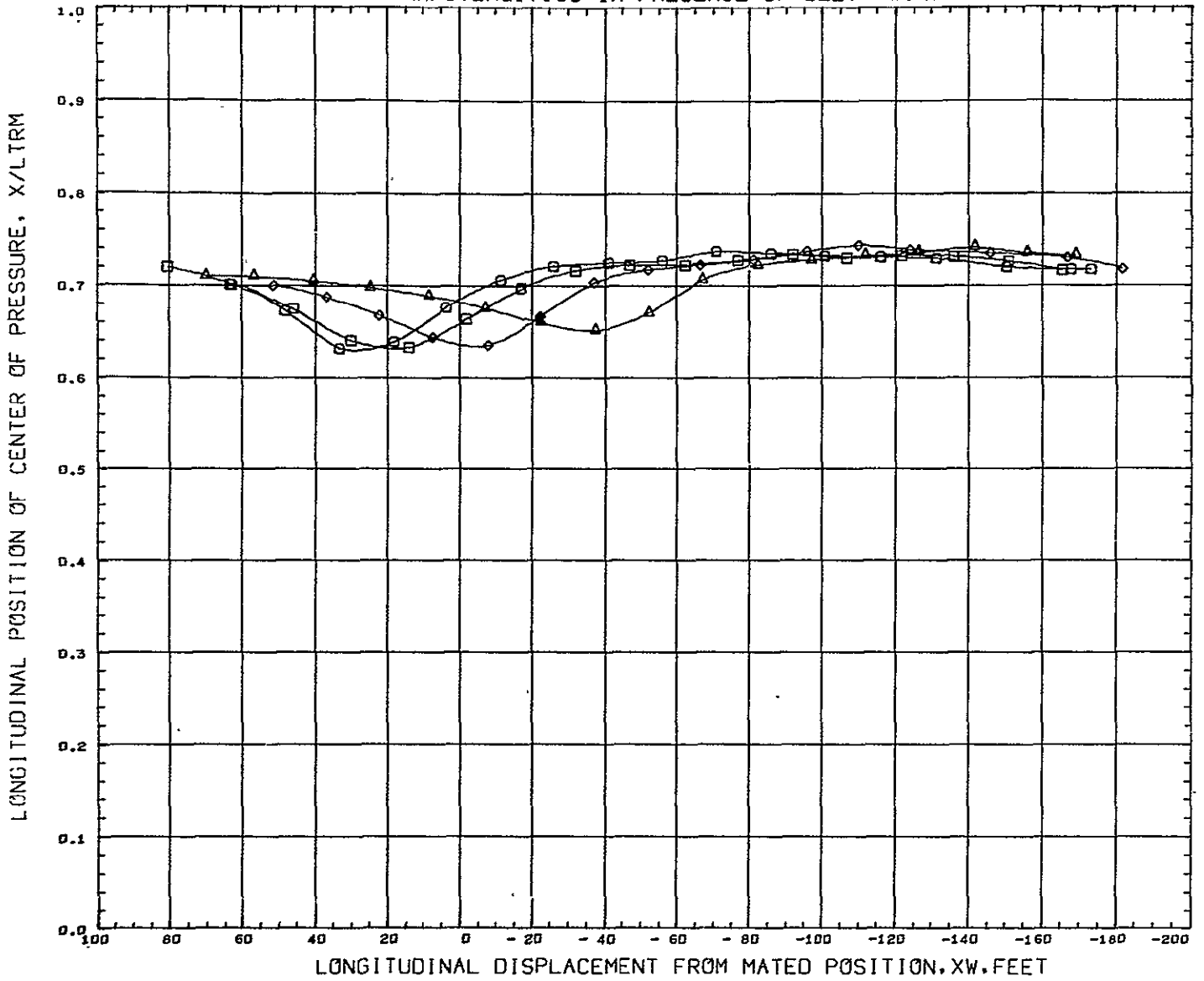
STRAIGHT-WING BOOSTER CHARACTERISTICS IN PRESENCE OF DELTA-WING ORBITER AT M=1.6



SYMBOL	GAP Z	PARAMETRIC VALUES				REFERENCE INFORMATION		
□	4.380	ALPHA0	- 5.000	ALPHA8	- 10.000	REFS	12.6740	SQ IN
◇	13.380	HACH	1.600	BETA	0.000	REFL	10.0380	IN
○	29.380	ELEVON	0.000			REFB	1.4700	IN
△	54.380					XMRP	6.2920	IN
						YMRP	0.0000	IN
						ZMRP	0.8680	IN
						SCALE	0.0035	

DATA HIST. CODE MV

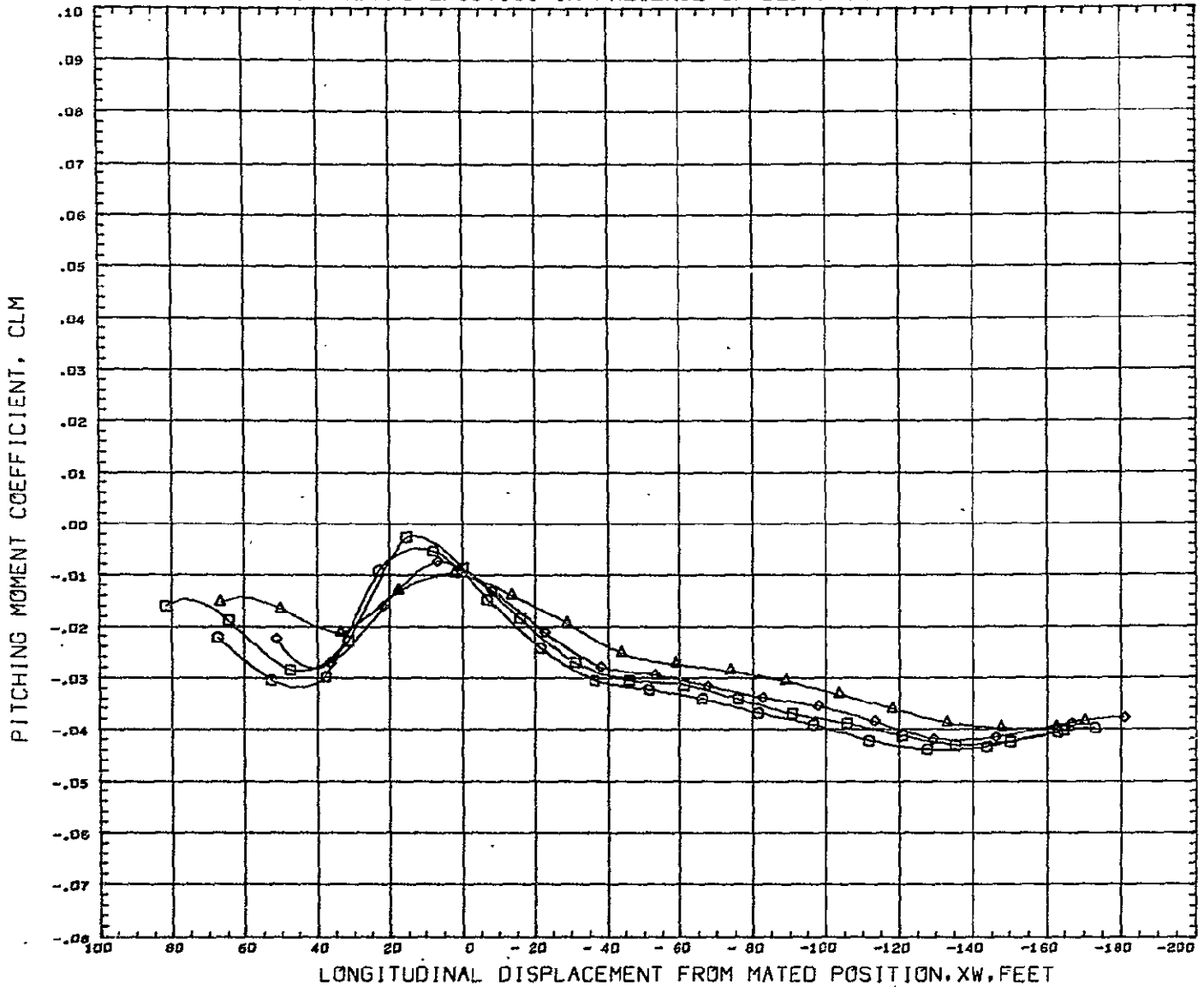
STRAIGHT-WING BOOSTER CHARACTERISTICS IN PRESENCE OF DELTA-WING ORBITER AT M=1.6



SYMBOL	CAP Z	PARAMETRIC VALUES				REFERENCE INFORMATION		
		ALPHA0	BETA	ALPHAB	BETAB	REFS	REFL	SQ IN
□	4.380	- 5.000	1.600	- 10.000	0.000	12.6740	10.0380	IN
◇	13.380	1.600	0.000	0.000	0.000	1.4700	6.2920	IN
○	29.380	0.000				0.0000	0.8680	IN
△	54.380					0.0035		IN

DATA HIST. CODE MV

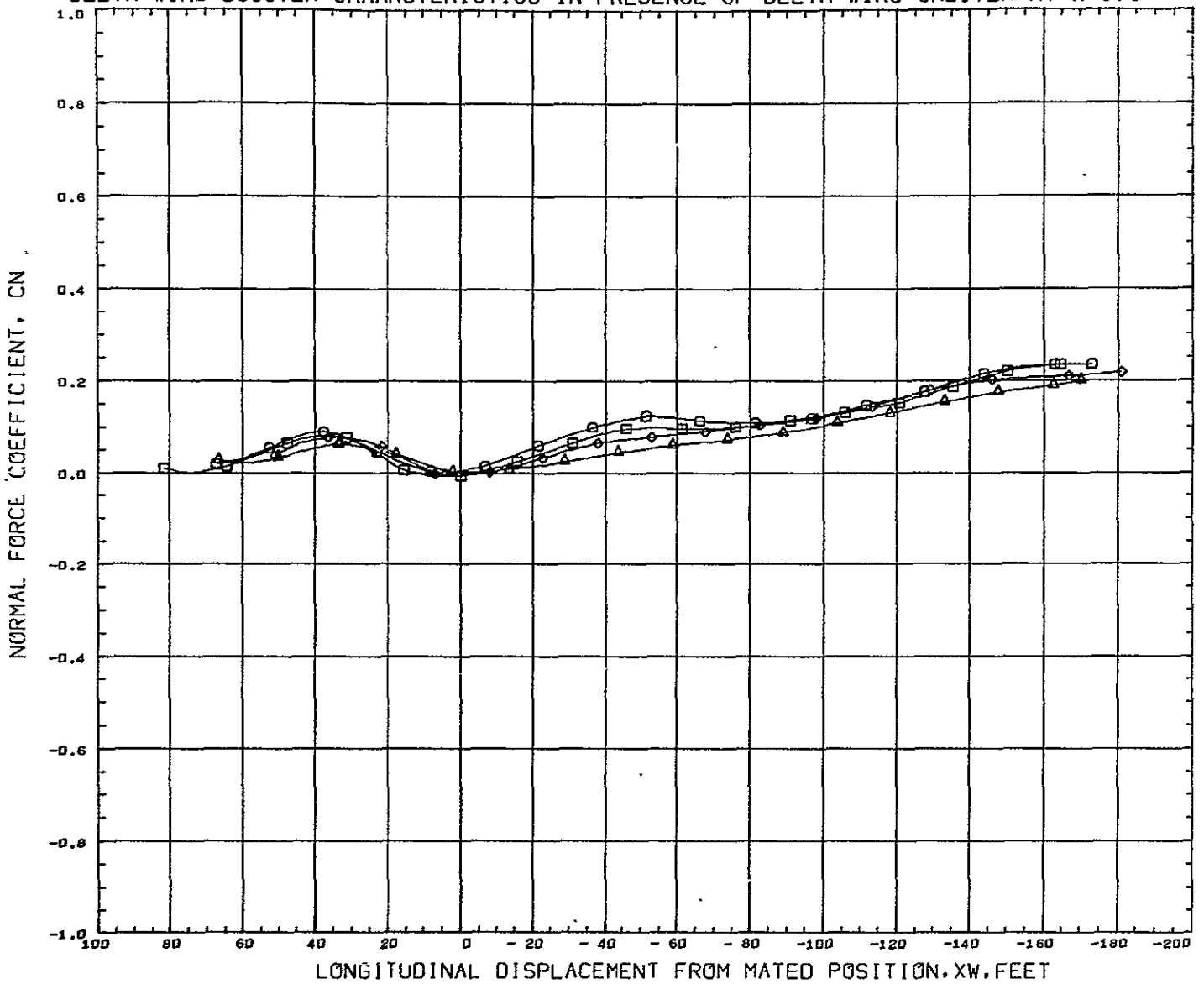
DELTA-WING BOOSTER CHARACTERISTICS IN PRESENCE OF DELTA-WING ORBITER AT M=1.1



SYMBOL	GAP Z	PARAMETRIC VALUES				REFERENCE INFORMATION		
		ALPHA0	MACH	ALPHA8	BETA	REFS	REFL	REFB
○	4.380	0.000	1.100	0.000	0.000	12.6740	10.0380	1.4700
□	13.380	0.000	1.100	0.000	0.000	6.4000	0.0000	0.8610
◇	29.380	0.000	1.100	0.000	0.000	0.0035		
△	54.380	0.000	1.100	0.000	0.000			

DATA HIST. CODE MV

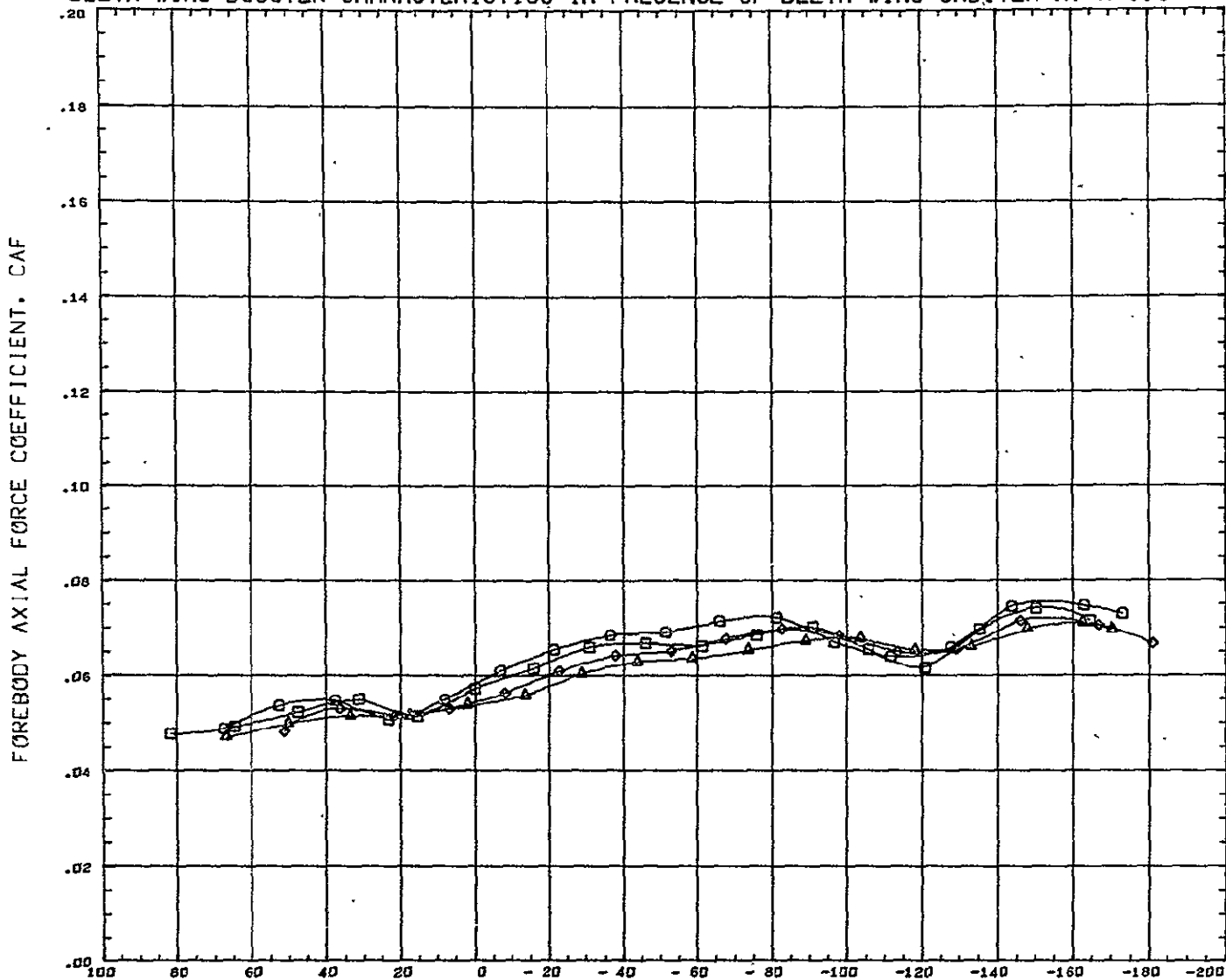
DELTA-WING BOOSTER CHARACTERISTICS IN PRESENCE OF DELTA-WING ORBITER AT M=1.1



SYMBOL	GAP Z	PARAMETRIC VALUES				REFERENCE INFORMATION								
		ALPHA0	HACH	ELEVON	ALPHAB	BETA	REFS	REFL	REFB	XMRP	YMRP	ZMRP	SCALE	SQ IN
○	4.380	0.000	1.100	0.000	0.000	0.000	12.6740	10.0380	1.4700	6.4000	0.0000	0.8610	0.0035	IN
□	13.380													IN
◇	29.380													IN
△	54.380													IN

DATA HIST. CODE HV

DELTA-WING BOOSTER CHARACTERISTICS IN PRESENCE OF DELTA-WING ORBITER AT M=1.1

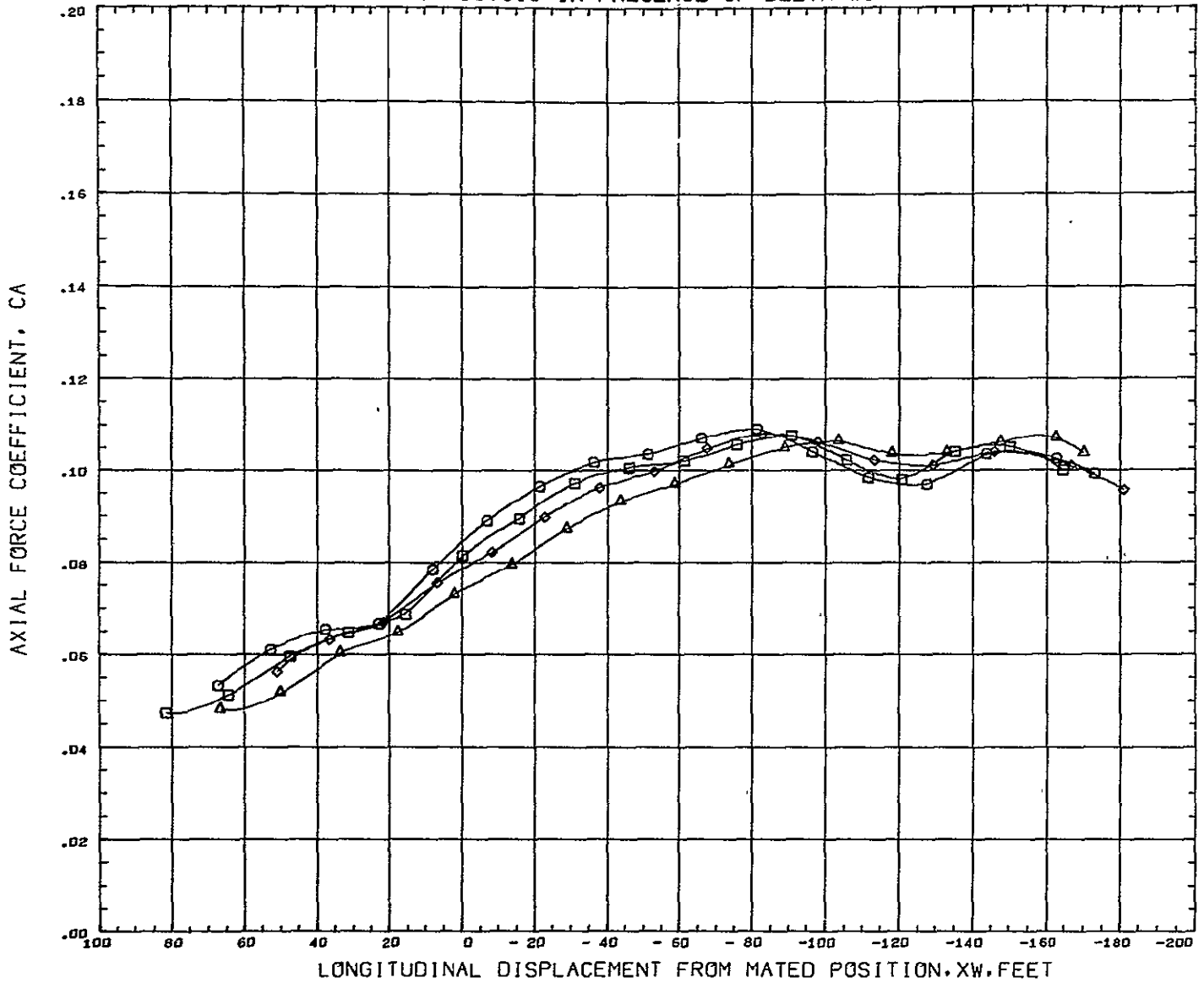


LONGITUDINAL DISPLACEMENT FROM MATED POSITION, XW, FEET

SYMBOL	CAF Z	PARAMETRIC VALUES				REFERENCE INFORMATION		
		ALPHA0	ALPHAB	BETA	REFS	REFL	REFB	
○	4.380	0.000	0.000	0.000	12.6740	10.0380	1.4700	
□	13.380	1.100	0.000	0.000	6.4000	0.0000	0.8610	
◇	29.580	0.000			0.0000	0.0000	0.0035	
△	54.380							

DATA HIST. CODE MV

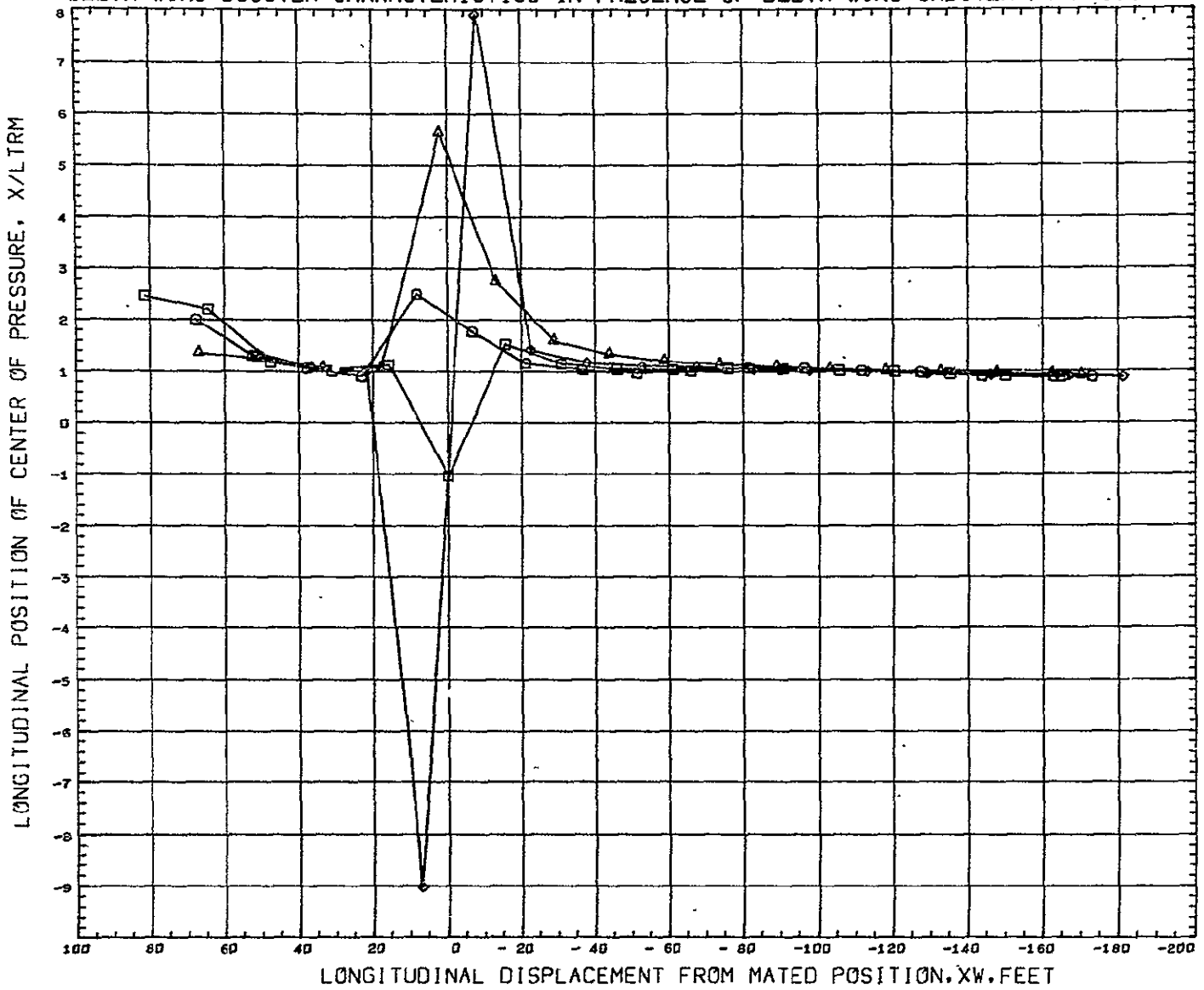
DELTA-WING BOOSTER CHARACTERISTICS IN PRESENCE OF DELTA-WING ORBITER AT M=1.1



SYMBOL	GAP Z	PARAMETRIC VALUES				REFERENCE INFORMATION		
□	4.380	ALPHA0	0.000	ALPHAB	0.000	REFS	12.6740	SQ IN
◇	13.380	MACH	1.100	BETA	0.000	REFL	10.0380	IN
△	29.380	ELEVON	0.000			REFB	1.4700	IN
	54.380					XHRP	6.4000	IN
						YHRP	0.0000	IN
						ZHRP	0.8610	IN
						SCALE	0.0035	

DATA HIST. CODE MV

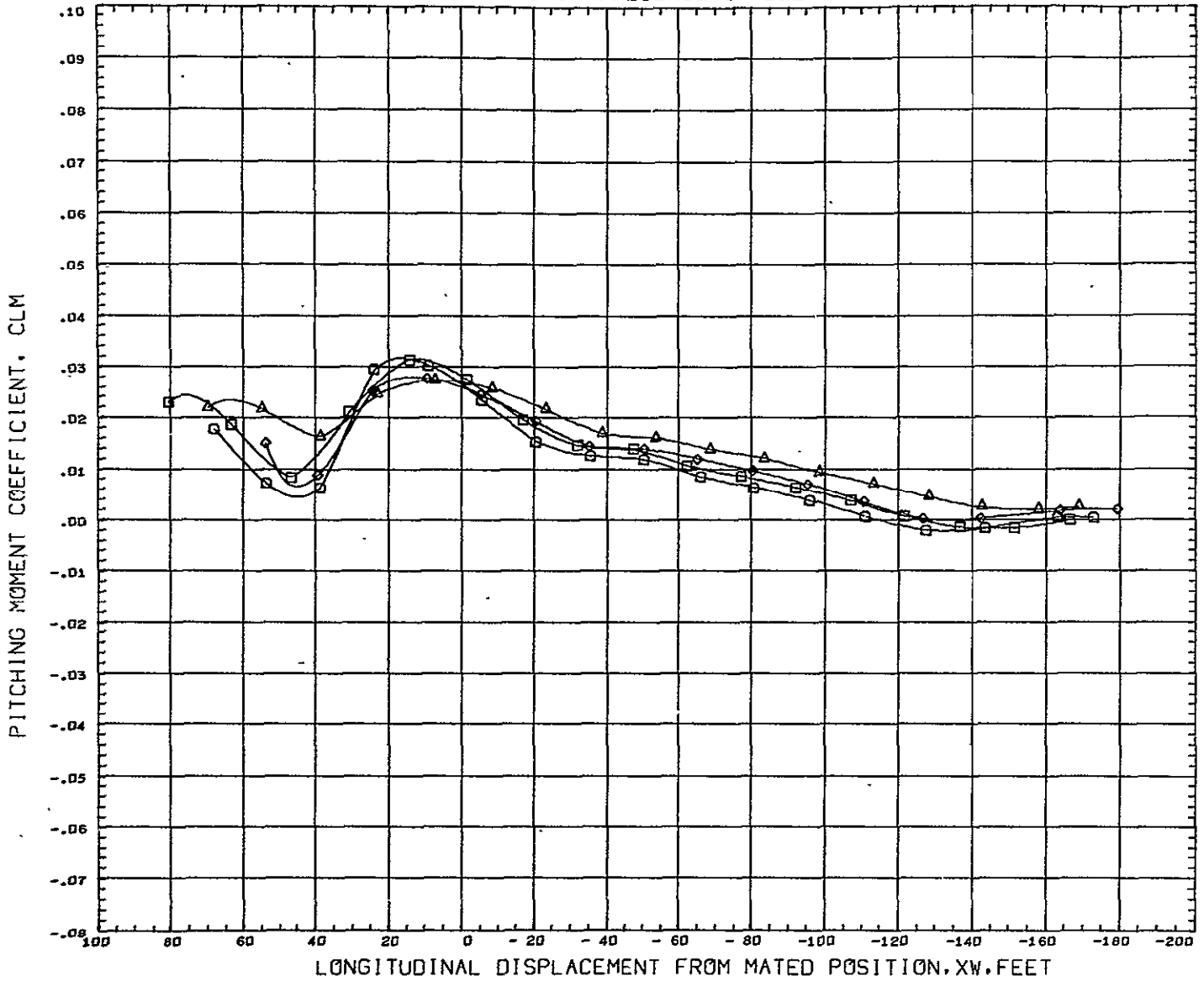
DELTA-WING BOOSTER CHARACTERISTICS IN PRESENCE OF DELTA-WING ORBITER AT M=1.1



SYMBOL	GAF Z	PARAMETRIC VALUES				REFERENCE INFORMATION		
		ALPHA0	ALPHA8	BETA	REFS	REFL	REFB	SCALE
□	4.380	0.000	0.000	0.000	12.6740	10.0380	1.4700	0.0035
◇	13.380	1.100	0.000	0.000	6.4000	6.4000	0.8610	
○	29.380	0.000			0.0000			
△	54.380							

DATA HIST. CODE MV

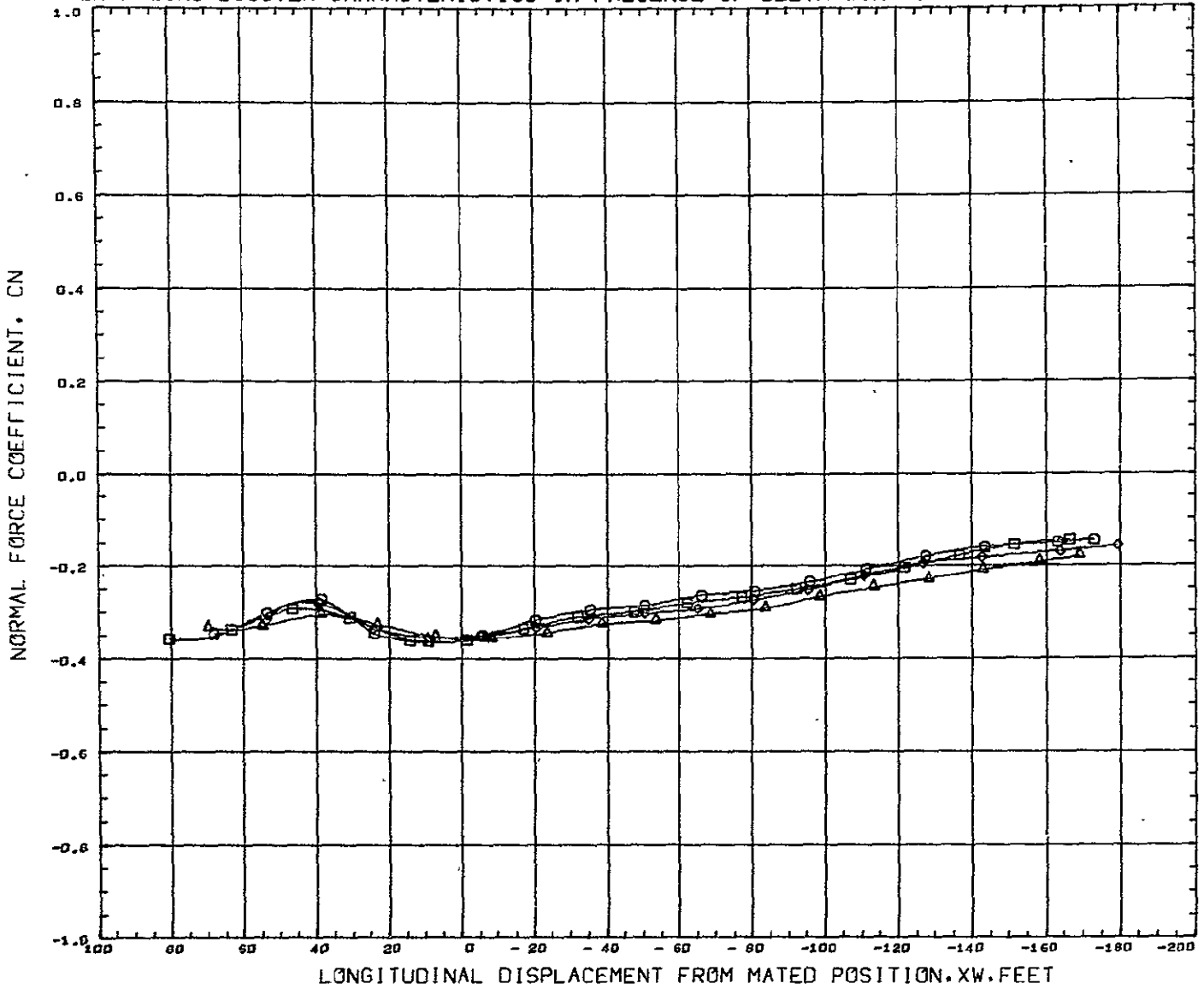
DELTA-WING BOOSTER CHARACTERISTICS IN PRESENCE OF DELTA-WING ORBITER AT M=1.1



SYMBOL	GAP Z	PARAMETRIC VALUES				REFERENCE INFORMATION		
○	4.380	ALPHA0	0.000	ALPHA8	- 5.000	REFS	12.6740	SQ IN
□	13.380	MACH	1.100	BETA	0.000	REFL	10.0380	IN
◇	29.380	ELEVON	0.000			REFB	1.4700	IN
△	54.380					XMRP	6.4000	IN
						YMRP	0.0000	IN
						ZMRP	0.8610	IN
						SCALE	0.0035	

DATA HIST. CODE MV

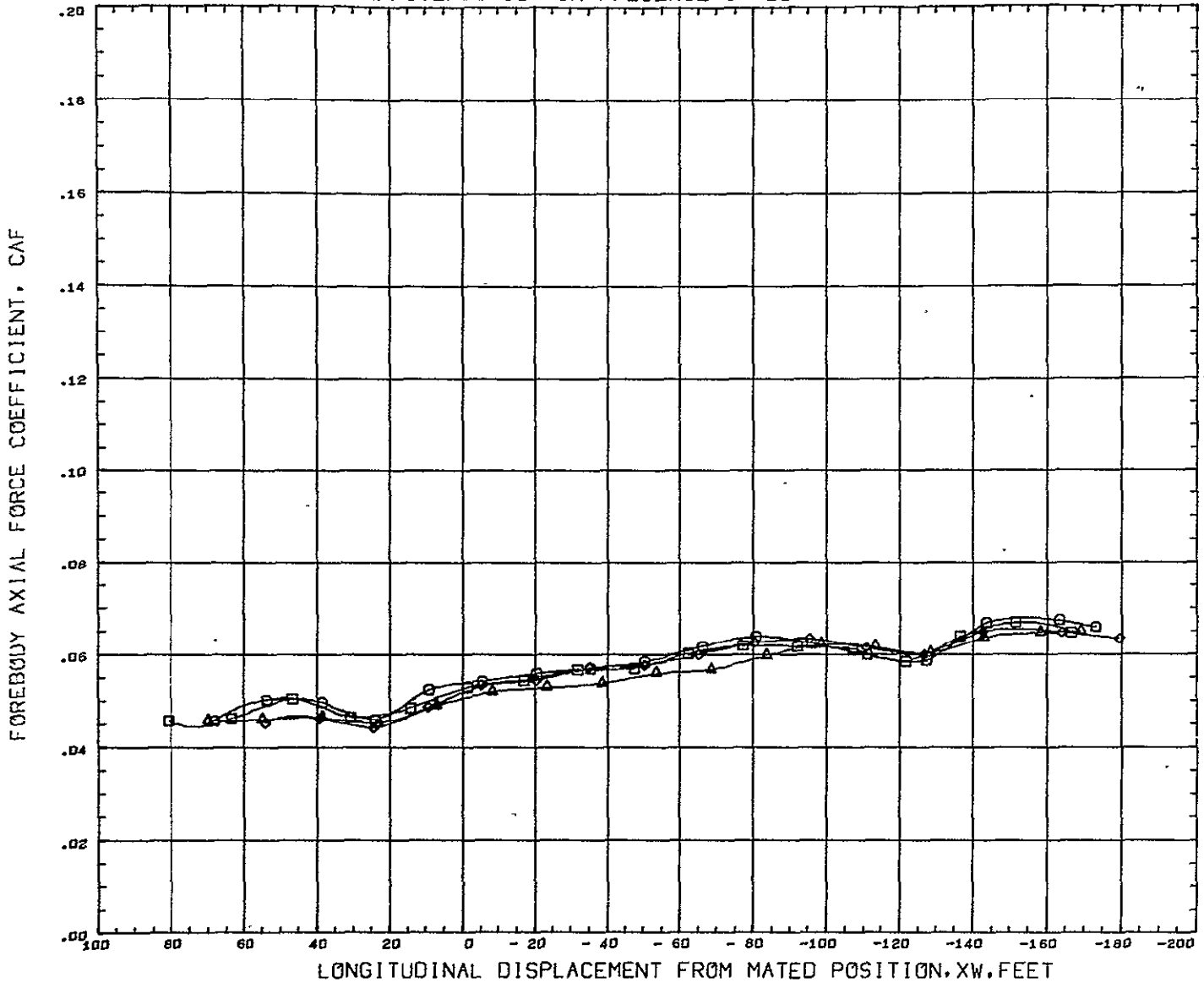
DELTA-WING BOOSTER CHARACTERISTICS IN PRESENCE OF DELTA-WING ORBITER AT M=1.1



SYMBOL	CAP Z	PARAMETRIC VALUES				REFERENCE INFORMATION		
		ALPHA0	ALPHA8	BETA	REFS	REFL	REFB	IN
○	4.380	0.000	-5.000	0.000	12.6740	10.0380	1.4700	Sq IN
□	13.380	1.100	0.000	0.000	6.4000	0.0000	0.8610	IN
◇	29.380	0.000			0.0035			IN
△	54.380							IN

DATA HIST. CODE HV

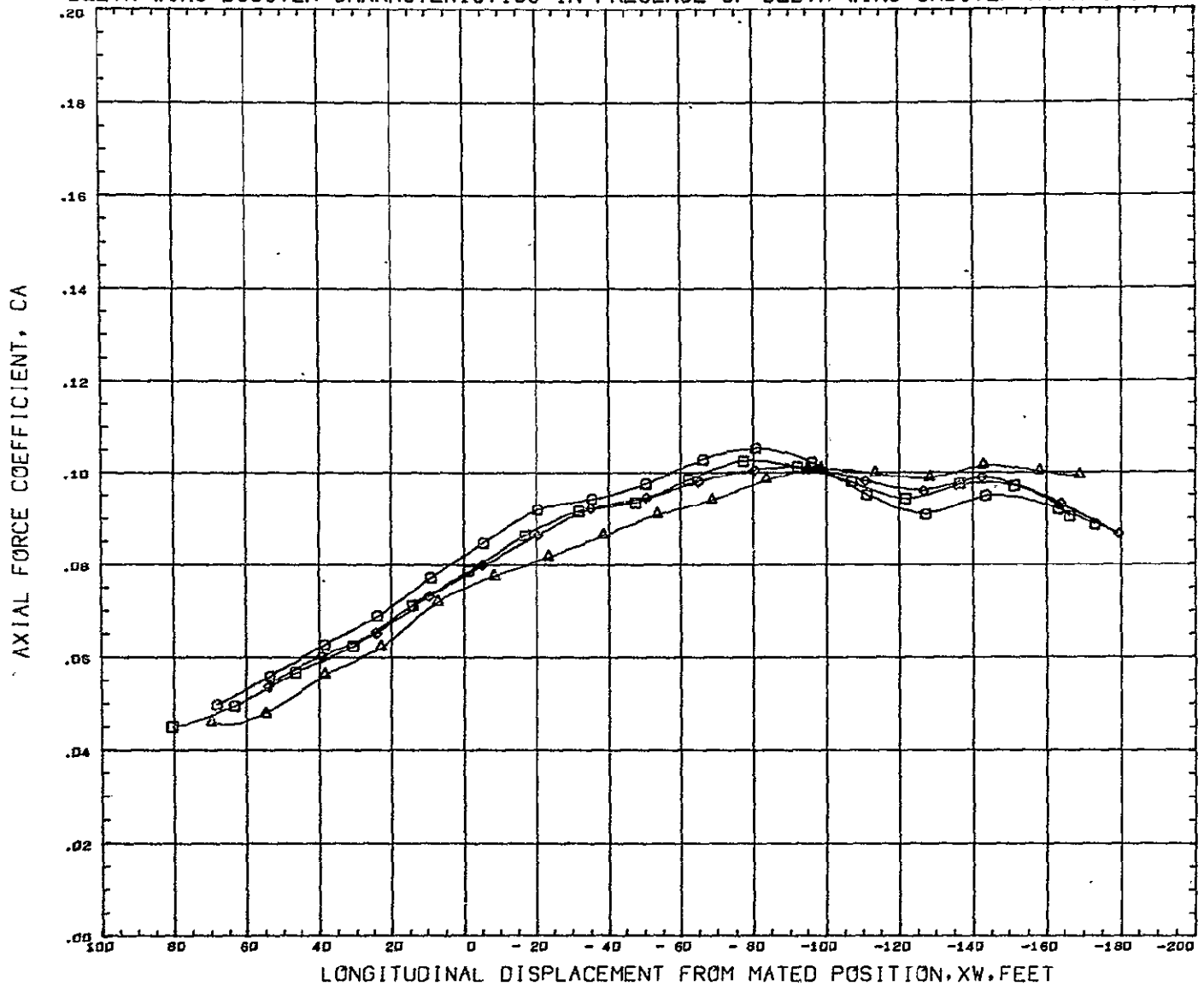
DELTA-WING BOOSTER CHARACTERISTICS IN PRESENCE OF DELTA-WING ORBITER AT M=1.1



SYMBOL	GAP Z	PARAMETRIC VALUES				REFERENCE INFORMATION		
		ALPHA0	BETA	ALPHAB	BETAB	REFS	REFL	REFB
○	4.380	0.000	1.100	- 5.000	0.000	12.6740	10.0380	1.4700
□	13.380	0.000	1.100	0.000	0.000	6.4000	0.0000	0.8610
△	54.380	0.000	0.000			0.0035		

DATA HIST. CODE HV

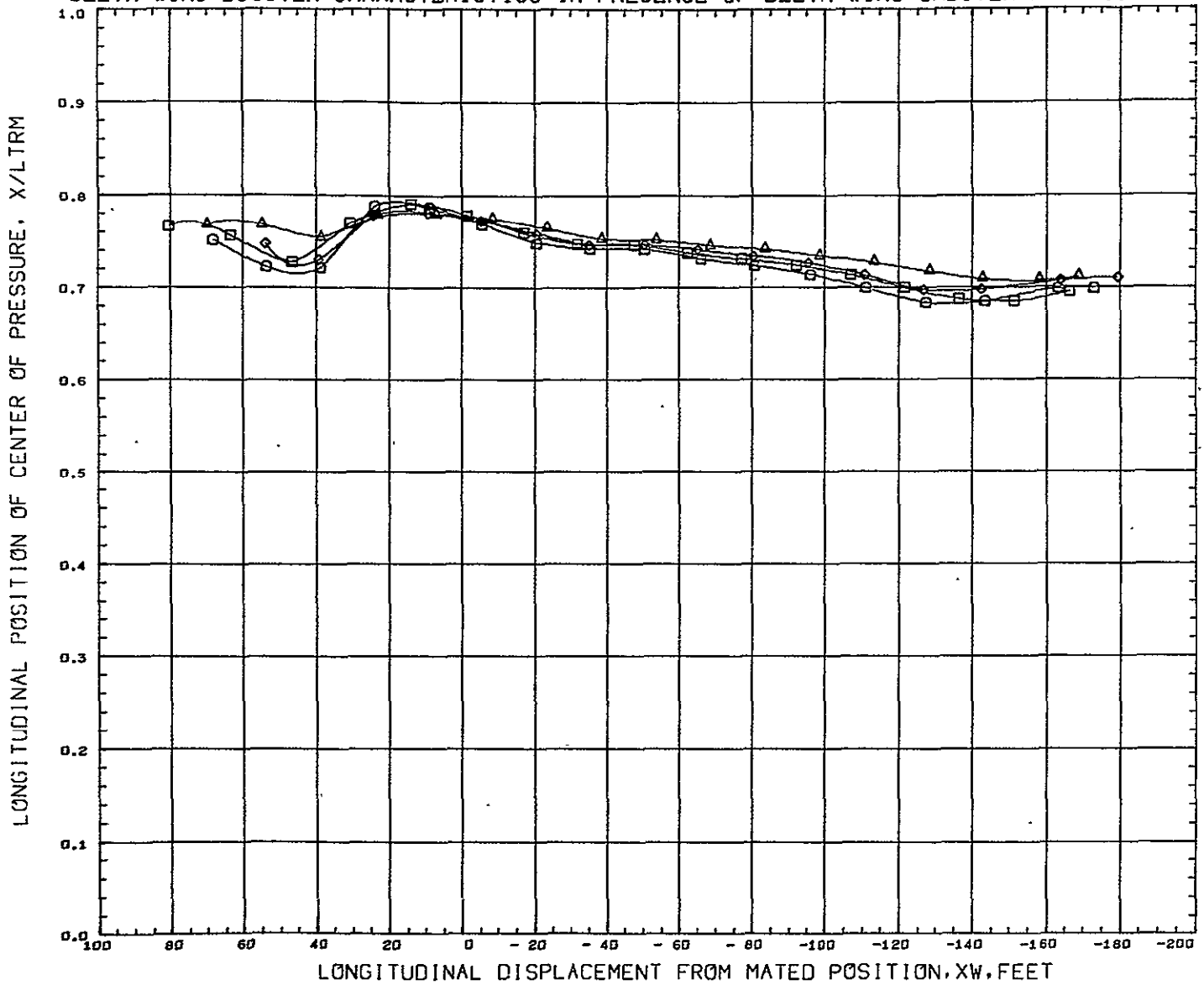
DELTA-WING BOOSTER CHARACTERISTICS IN PRESENCE OF DELTA-WING ORBITER AT M=1.1



SYMBOL	CAP Z	PARAMETRIC VALUES				REFERENCE INFORMATION		
○	4.380	ALPHA0	0.000	ALPHAB	- 5.000	REFS	12.6740	SQ IN
□	13.380	MACH	1.100	BETA	0.000	REFL	10.0380	IN
◇	29.380	ELEVON	0.000			REFB	1.4700	IN
△	54.380					XMRP	6.4000	IN
						YMRP	0.0000	IN
						ZMRP	0.8610	IN
						SCALE	0.0035	

DATA HIST. CODE MV

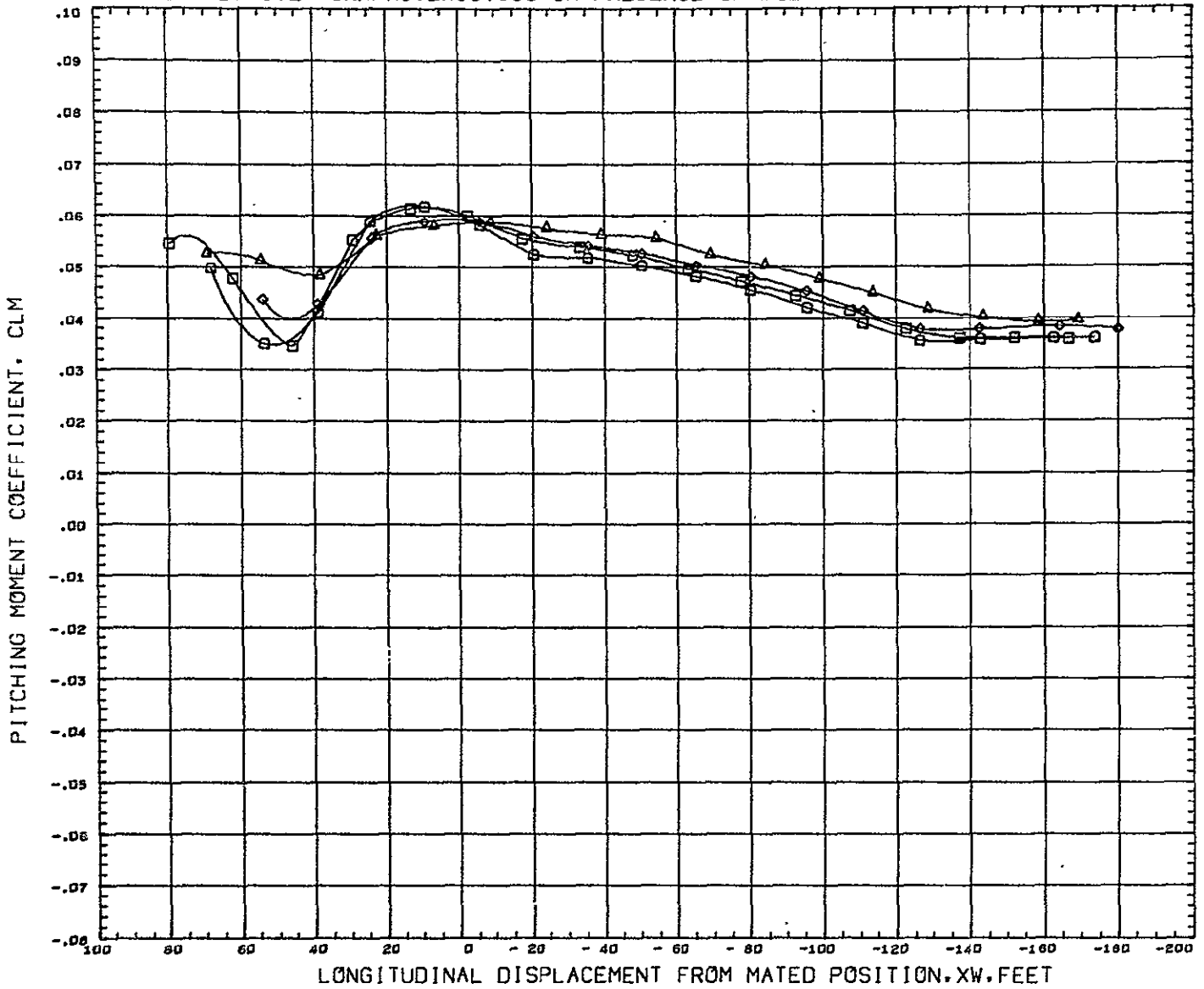
DELTA-WING BOOSTER CHARACTERISTICS IN PRESENCE OF DELTA-WING ORBITER AT M=1.1



SYMBOL	GAP Z	PARAMETRIC VALUES				REFERENCE INFORMATION		
		ALPHA	BETA	ALPHA	BETA	REFS	REFL	SQ IN
○	4.380	0.000	0.000	-5.000	0.000	12.6740	10.0380	IN
□	13.380	1.100	0.000	0.000	0.000	1.4700	6.4000	IN
◇	29.380	0.000	0.000			0.0000	0.8610	IN
△	54.380					0.0035		IN

DATA HIST. CODE MV

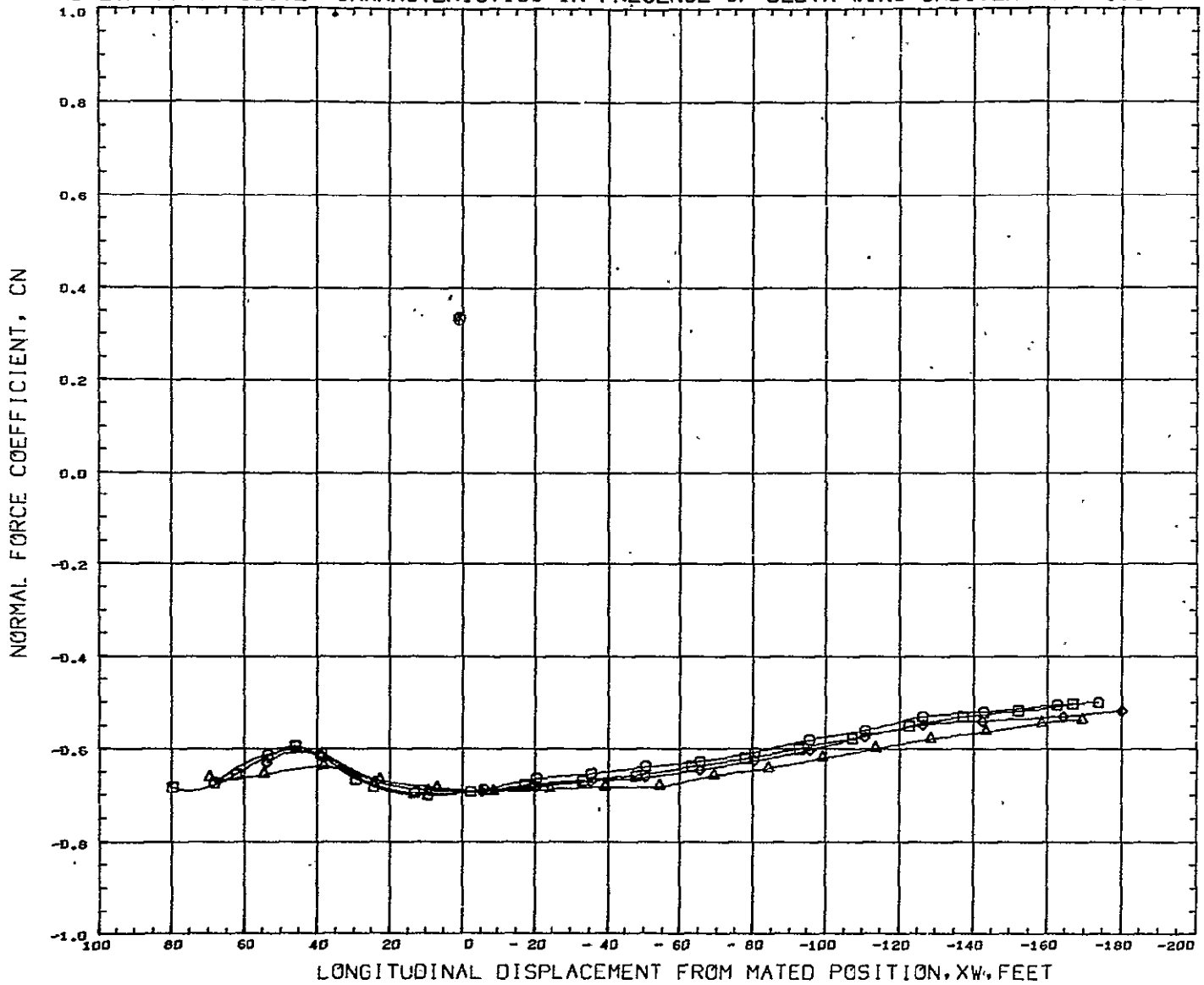
DELTA-WING BOOSTER CHARACTERISTICS IN PRESENCE OF DELTA-WING ORBITER AT M=1.1



SYMBOL	GAF Z	PARAMETRIC VALUES				REFERENCE INFORMATION		
○	4.380	ALPHA0	0.000	ALPHAS	-10.000	REFS	12.6740	SQ IN
□	13.380	MACH	1.100	BETA	0.000	REFL	10.0380	IN
◇	29.380	ELEVON	0.000			REFB	1.4700	IN
△	54.380					XMRP	6.4000	IN
						YHRP	0.0000	IN
						ZHRP	0.8610	IN
						SCALE	0.0035	

DATA HIST. CODE HV

DELTA-WING BOOSTER CHARACTERISTICS IN PRESENCE OF DELTA-WING ORBITER AT M=1.1

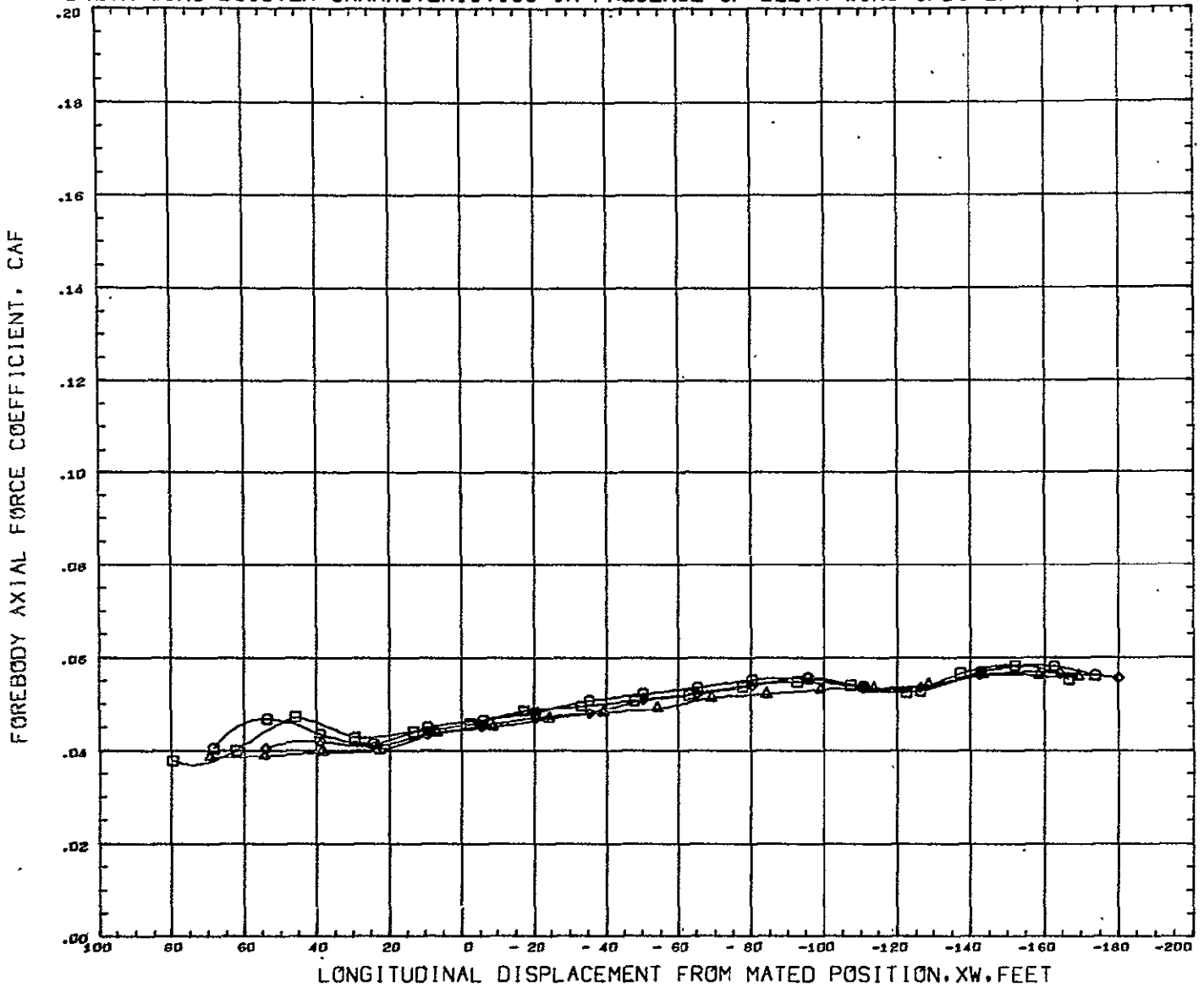


LONGITUDINAL DISPLACEMENT FROM MATED POSITION, XW, FEET

SYMBOL	GAP Z	PARAMETRIC VALUES				REFERENCE INFORMATION		
		ALPHA0	ALPHAB	BETA	REFS	REFL	REFB	
○	4.380	0.000	-10.000	0.000	12.6740	10.0380	1.4700	
□	13.380	1.100	0.000	0.000	6.4000	0.0000	0.8610	
◇	29.380	0.000			0.0000	0.8610	0.0035	
△	54.380							

DATA HIST. CODE MV

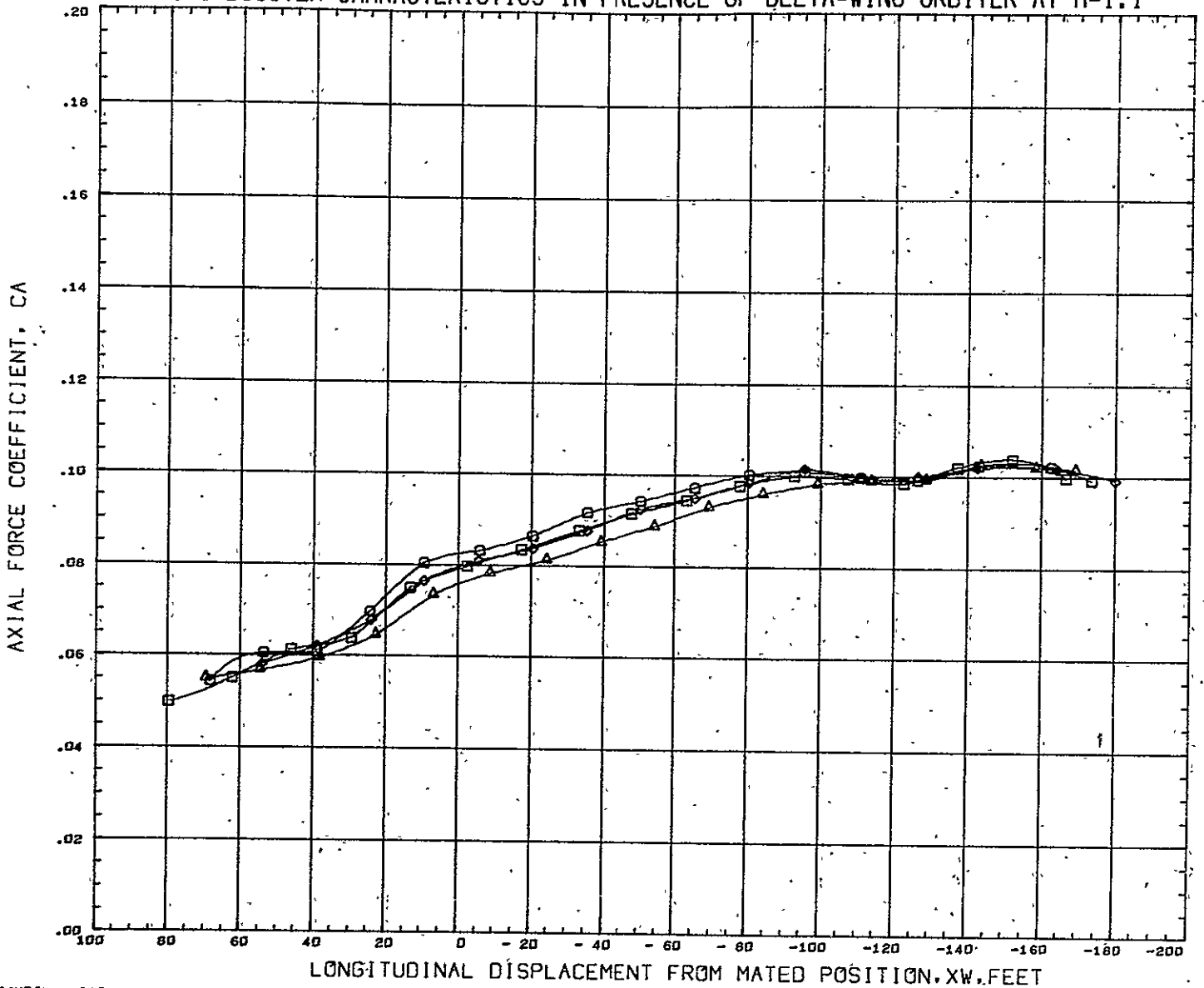
DELTA-WING BOOSTER CHARACTERISTICS IN PRESENCE OF DELTA-WING ORBITER AT M=1.1



SYMBOL	GAF Z	PARAMETRIC VALUES	REFERENCE INFORMATION
○	4.380	ALPHA0 0.000 ALPHAB - 10.000	REFS 12.6740 SQ IN
□	13.380	HACH 1.100 BETA 0.000	REFL 10.0380 IN
◇	29.380	ELEVON 0.000	REFB 1.4700 IN
△	54.380		XMRP 6.4000 IN
			YMRP 0.0000 IN
			ZMRP 0.8610 IN
			SCALE 0.0035

DATA HIST. CODE HV

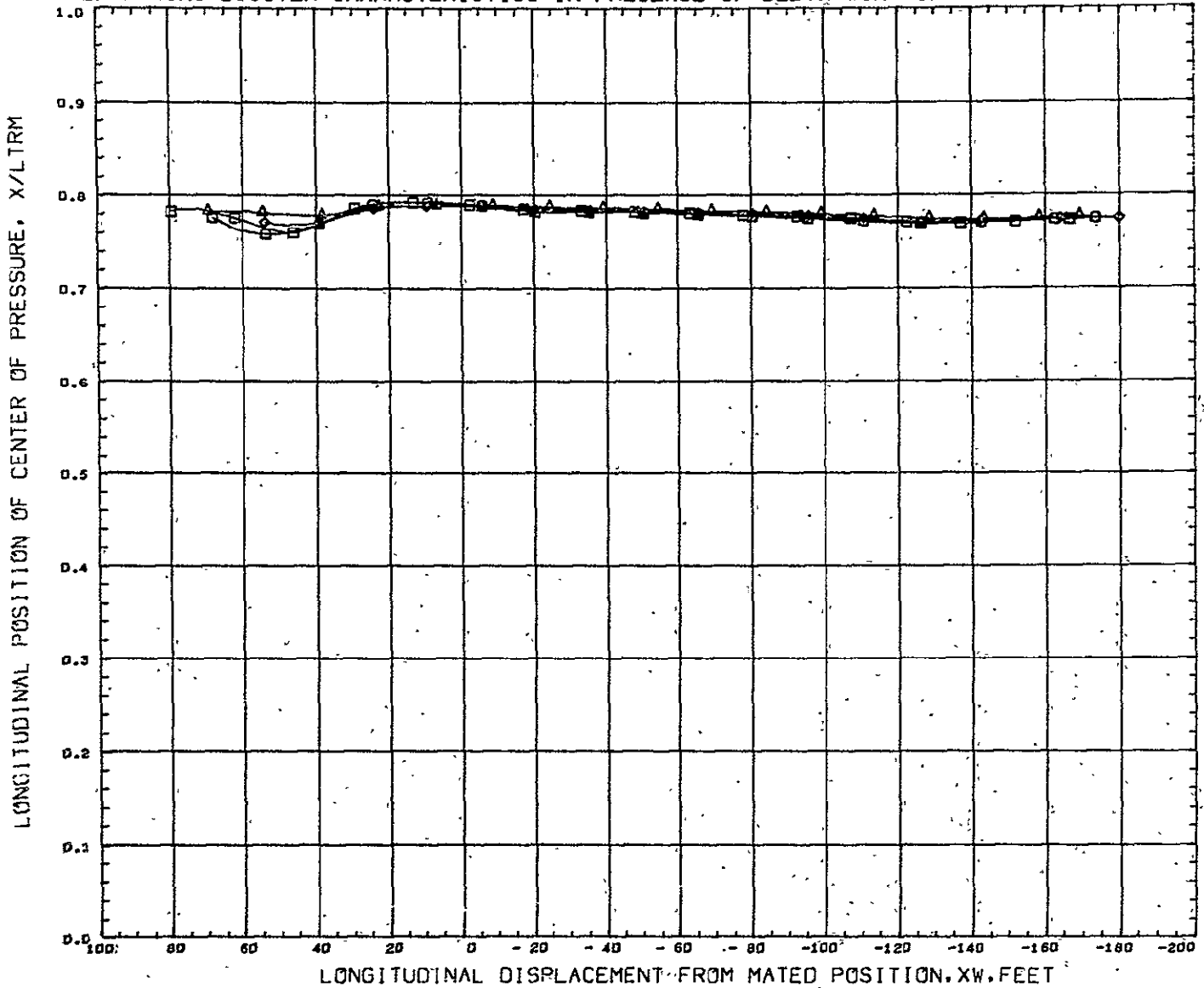
DELTA-WING BOOSTER CHARACTERISTICS IN PRESENCE OF DELTA-WING ORBITER AT M=1.1



SYMBOL	GAP Z	PARAMETRIC VALUES				REFERENCE INFORMATION		
○	4.380	ALPHA0	0.000	ALPHA8	- 10.000	REFS	12.6740	SQ IN
□	13.380	MACH	1.100	BETA	0.000	REFL	10.0380	IN
◇	29.380	ELEVON	0.000			REFB	1.4700	IN
△	54.380					XMRP	6.4000	IN
						YMRP	0.0000	IN
						ZMRP	0.8610	IN
						SCALE	0.0035	

DATA HIST. CODE MV

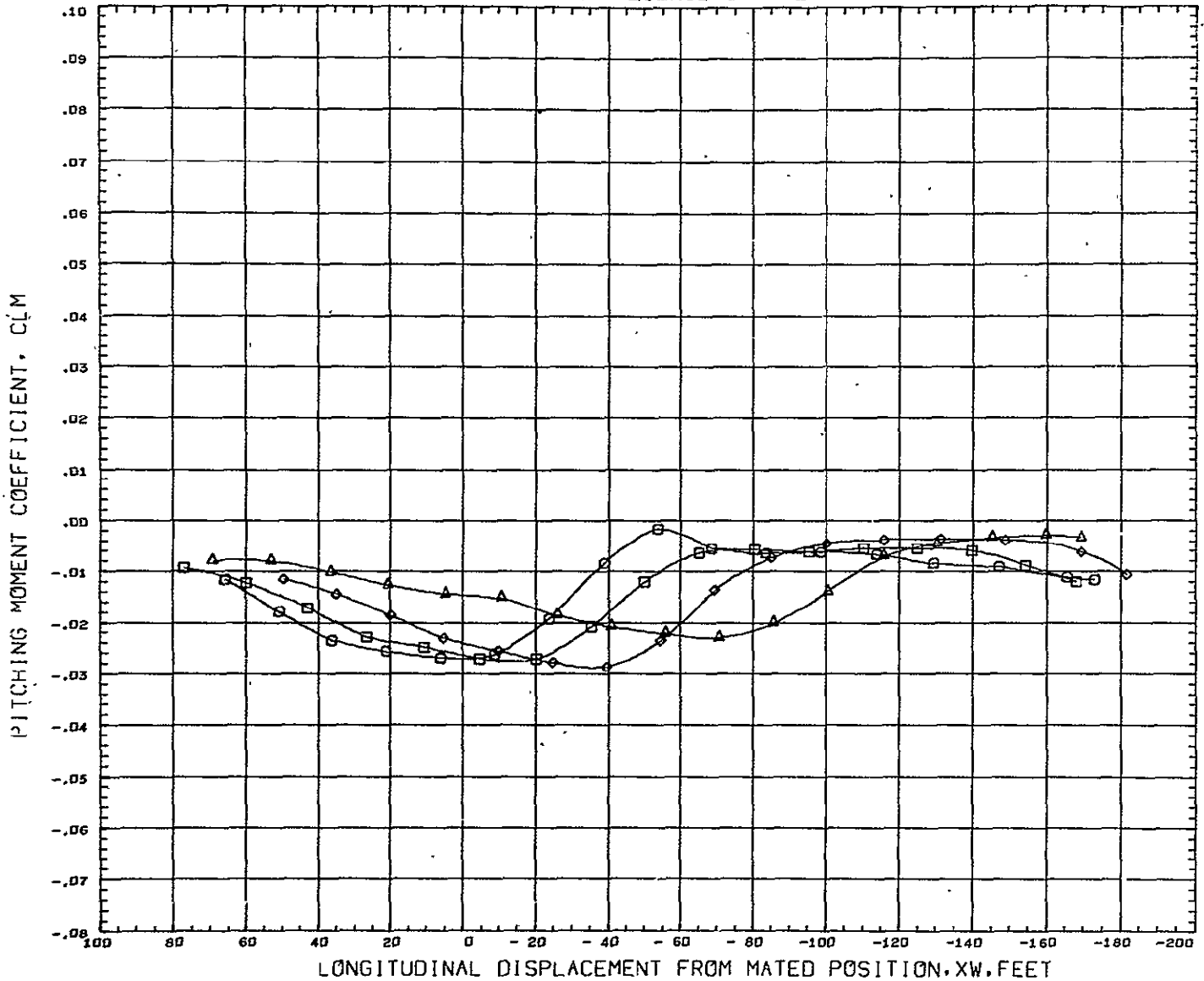
DELTA-WING BOOSTER CHARACTERISTICS IN PRESENCE OF DELTA-WING ORBITER AT M=1.1



SYMBOL	GAP Z	PARAMETRIC VALUES				REFERENCE INFORMATION		
○	4.380	ALPHA0	0.000	ALPHA8	-10.000	REFS	12.6740	SQ. IN
□	13.380	MACH	1.100	BETA	0.000	REFL	10.0380	IN
◇	29.380	ELEVON	0.000			REFB	1.4700	IN
△	54.380					XHRP	6.4000	IN
						YHRP	0.0000	IN
						ZHRP	0.8610	IN
						SCALE	0.0035	

DATA HIST. CODE HV

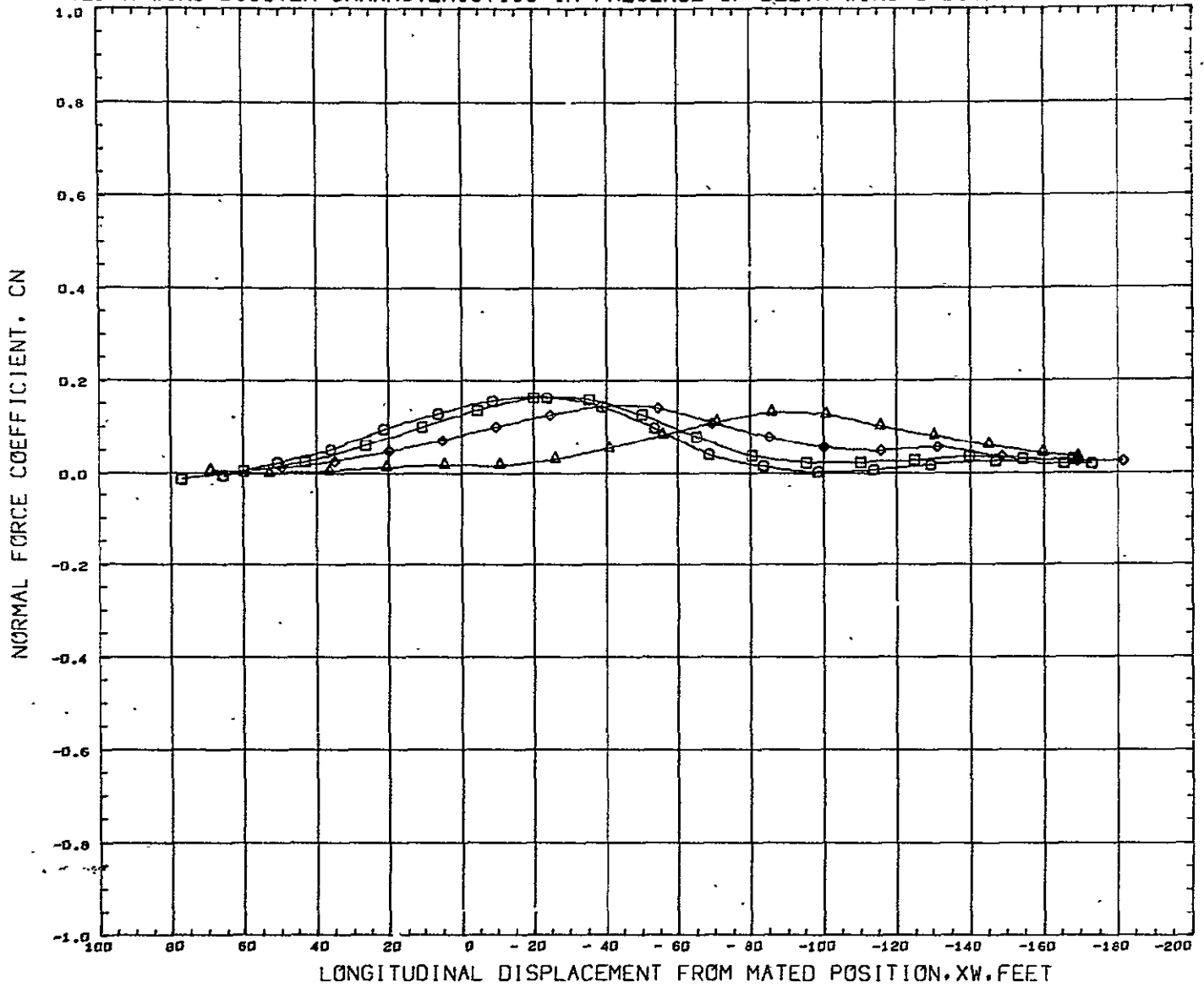
DELTA-WING BOOSTER CHARACTERISTICS IN PRESENCE OF DELTA-WING ORBITER AT M=1.6



SYMBOL	GAP Z	PARAMETRIC VALUES				REFERENCE INFORMATION					
		ALPHA0	ALPHAB	BETA	REFS	REFL	REFB	XMRF	YMRP	ZMRP	SCALE
□	4.380	0.000	0.000	0.000	12.6740	10.0380	1.4700	6.4000	0.0000	0.8610	0.0035
◇	13.380	0.000	0.000	0.000							
○	29.380	0.000	0.000	0.000							
△	54.380	0.000	0.000	0.000							

DATA HIST. CODE NV

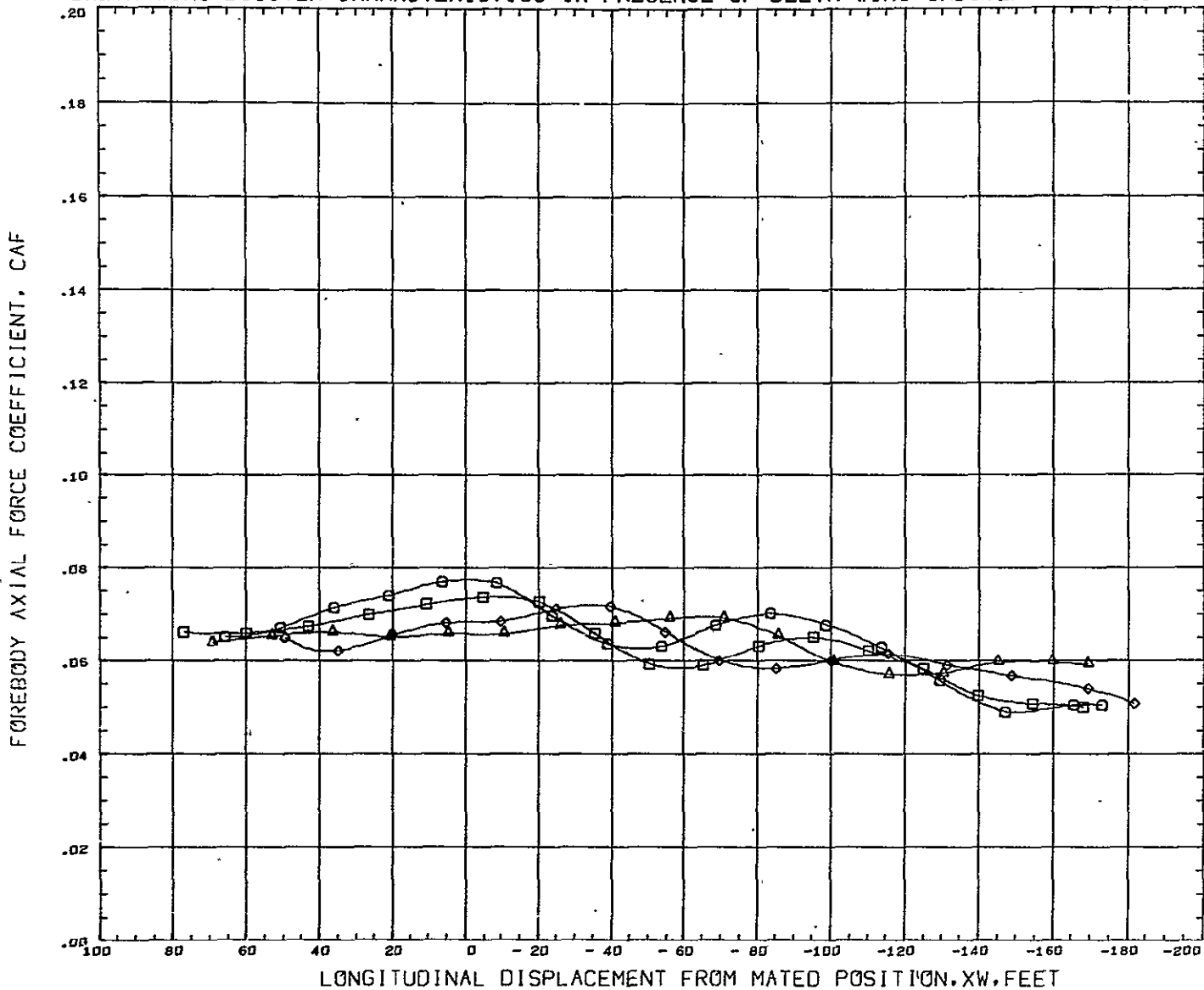
DELTA-WING BOOSTER CHARACTERISTICS IN PRESENCE OF DELTA-WING ORBITER AT M=1.6



SYMBOL	GAP Z	PARAMETRIC VALUES				REFERENCE INFORMATION		
		ALPHA0	ALPHA0	ALPHA0	ALPHA0	REFS	SQ	IN
□	4.300	0.000	0.000	0.000	0.000	12.6740		
◇	13.300	HACH	1.600	BETA	0.000	10.0300		IN
◇	29.300	ELEVON	0.000			1.4700		IN
△	54.300					6.4000		IN
						YMRP	0.0000	IN
						ZMRP	0.8610	IN
						SCALE	0.0035	

DATA HIST. CODE MV

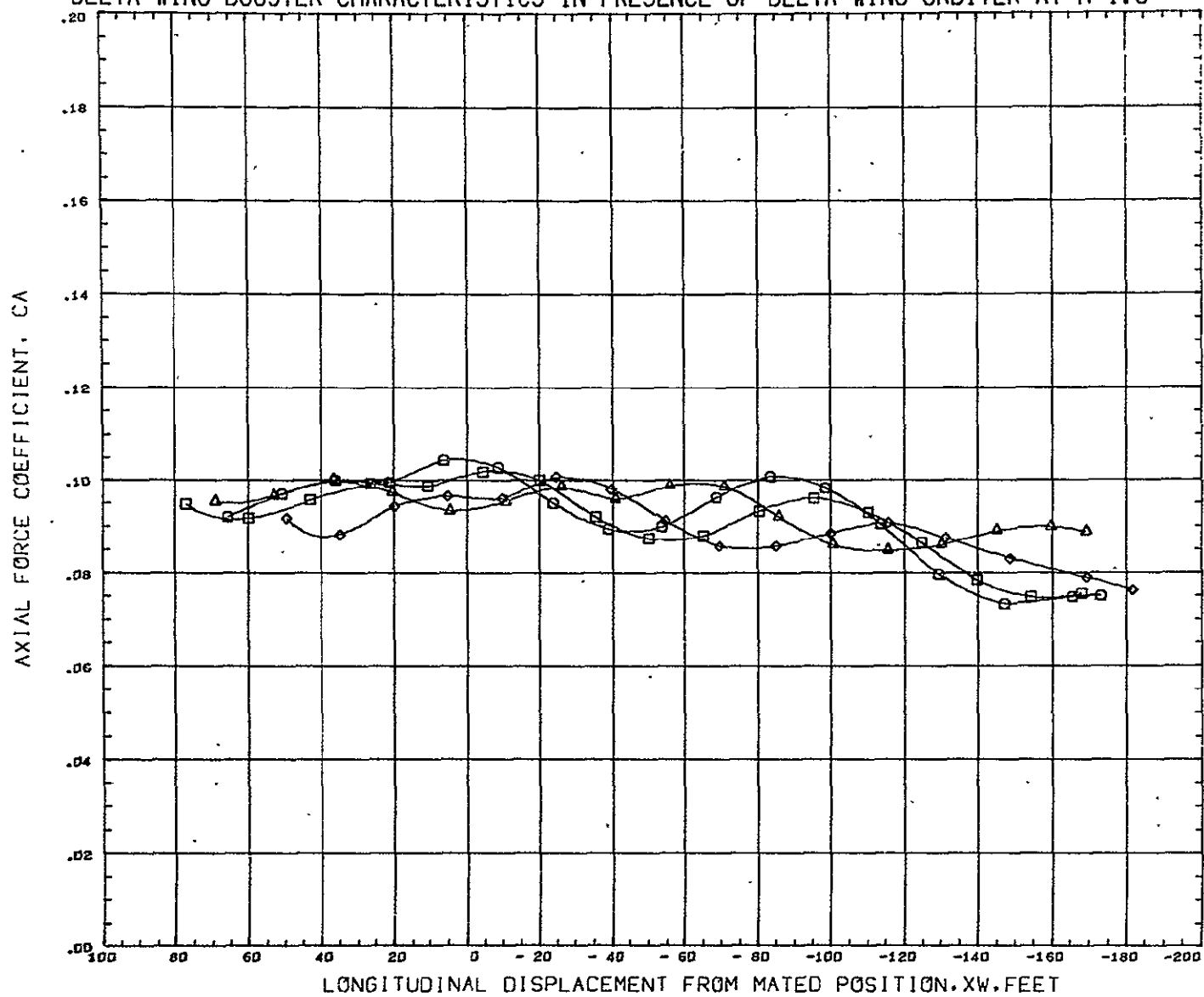
DELTA-WING BOOSTER CHARACTERISTICS IN PRESENCE OF DELTA-WING ORBITER AT M=1.6



SYMBOL	GAP Z	PARAMETRIC VALUES				REFERENCE INFORMATION		
		ALPHA0	HACH	ALPHAB	BETA	REFS	REFL	REFB
○	4.380	0.000	1.600	0.000	0.000	12.6740	10.0360	1.4700
□	13.380	0.000	1.600	0.000	0.000	6.4000	0.0000	0.8610
◇	29.380	0.000	1.600	0.000	0.000	0.0035		
△	54.380	0.000	1.600	0.000	0.000			

DATA HIST. CODE HV

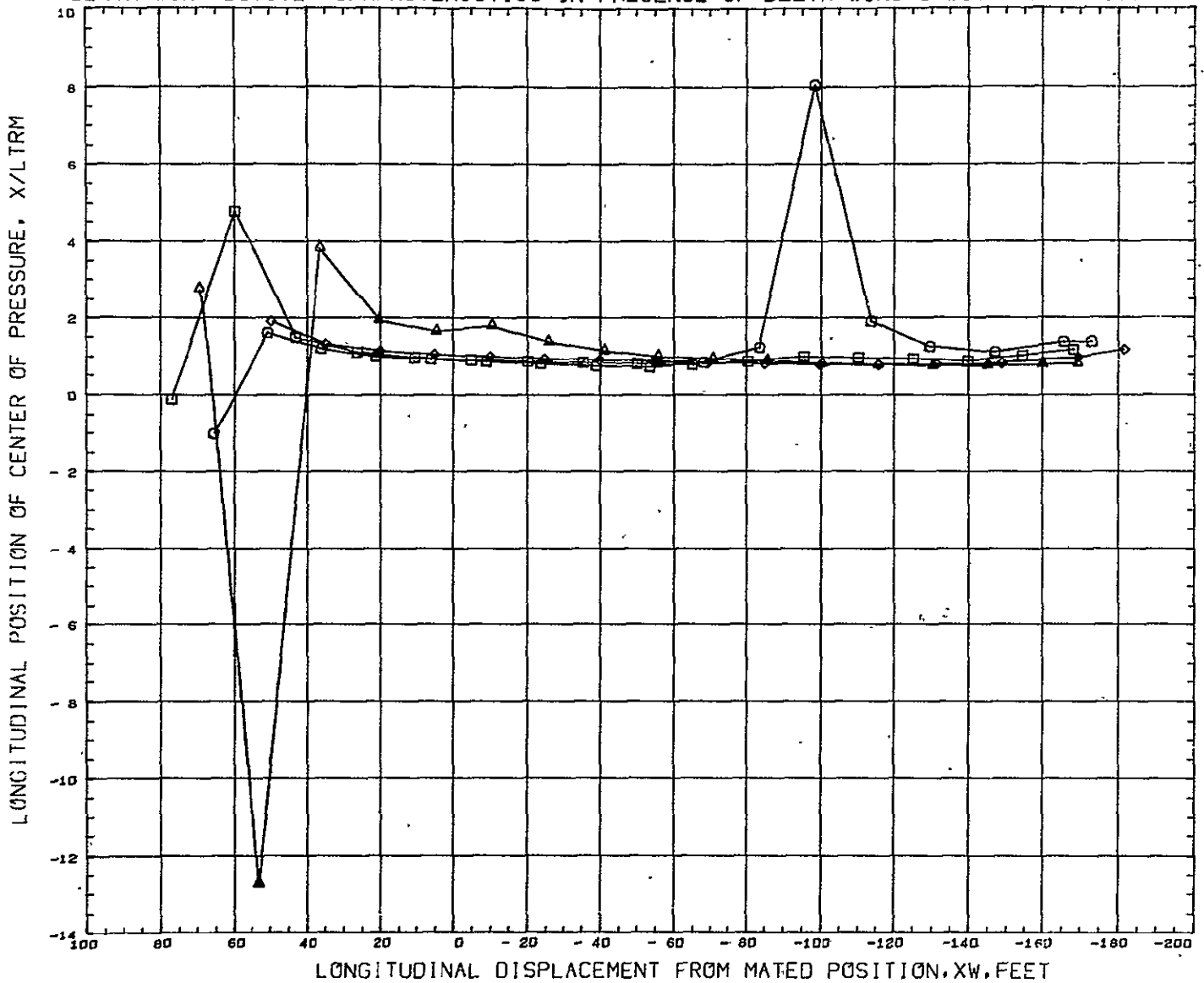
DELTA-WING BOOSTER CHARACTERISTICS IN PRESENCE OF DELTA-WING ORBITER AT M=1.6



SYMBOL	GAP Z	PARAMETRIC VALUES				REFERENCE INFORMATION		
		ALPHA0	ALPHAB	BETA	REFS	SQ IN	IN	
○	4.380	0.000	0.000	0.000	12.6740			
□	13.380	MACH	1.600	0.000	10.0380			
◇	29.380	ELEVON	0.000		1.4700			
△	54.380				6.4000			
					0.0000			
					0.8610			
					0.0035			

DATA HIST. CODE MV

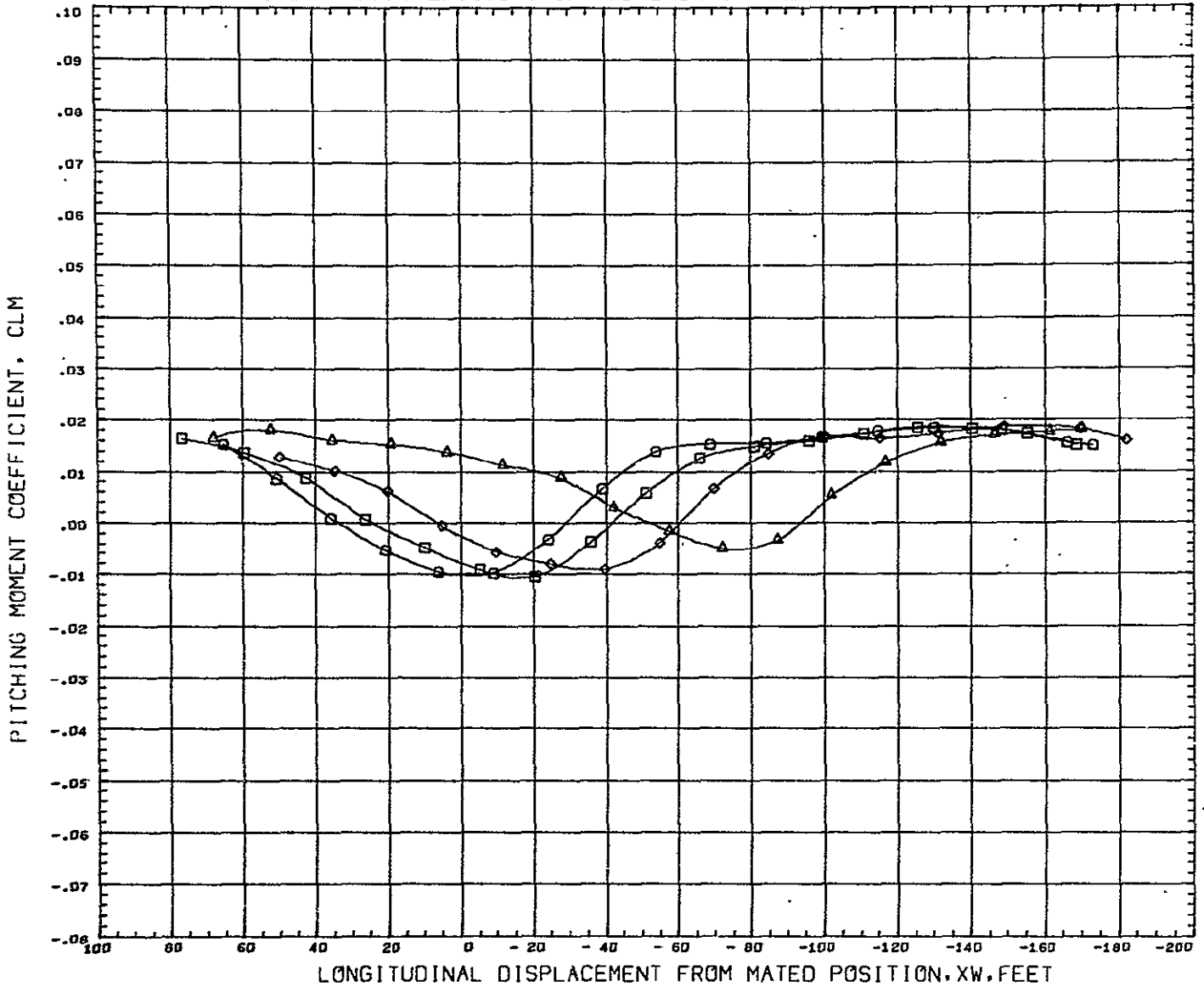
DELTA-WING BOOSTER CHARACTERISTICS IN PRESENCE OF DELTA-WING ORBITER AT M=1.6



SYMBOL	CAP Z	PARAMETRIC VALUES				REFERENCE INFORMATION		
		ALPHA0	ALPHAB	BETA	REFS	SQ	IN	
□	2.380	0.000	0.000	0.000	12.6740			
◇	13.380	1.600	0.000	0.000	10.0380	IN		
◊	29.380	0.000			1.4700	IN		
△	54.380				6.4000	IN		
					YMRP	0.0000	IN	
					ZMRP	0.8610	IN	
					SCALE	0.0035		

DATA HIST. CODE HV

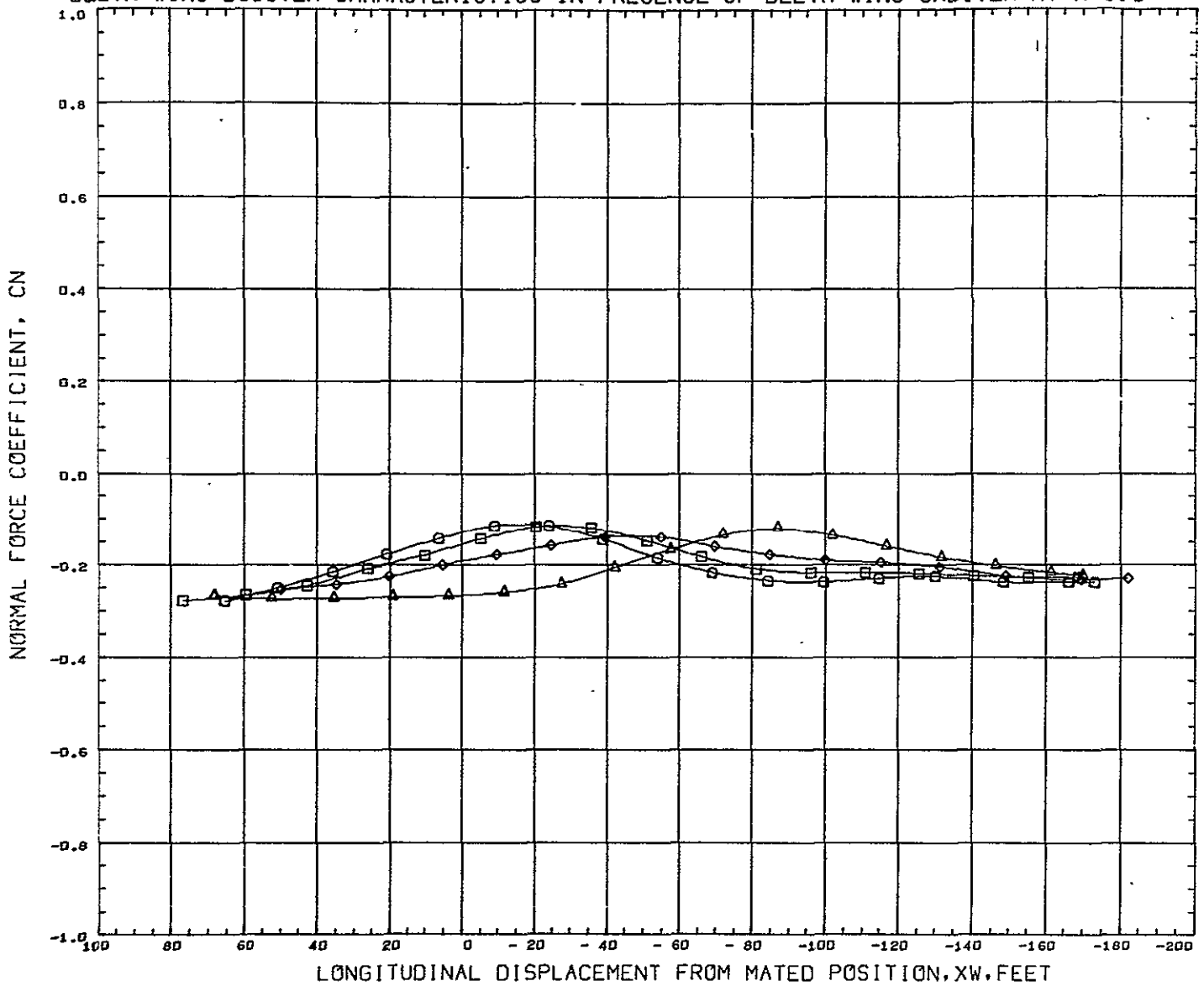
DELTA-WING BOOSTER CHARACTERISTICS IN PRESENCE OF DELTA-WING ORBITER AT M=1.6



SYMBOL	GAP Z	PARAMETRIC VALUES				REFERENCE INFORMATION		
◇	4.389	ALPHA0	0.000	ALPHA8	- 5.000	REFS	12.6740	50 IN
□	13.389	MACH	1.600	BETA	0.000	REFL	10.0380	IN
○	29.389	ELEVON	0.000			REFB	1.4700	IN
△	54.389					XNRF	6.4000	IN
						YNRF	0.0000	IN
						ZNRF	0.8610	IN
						SCALE	0.0035	

DATA HIST. CODE HV

DELTA-WING BOOSTER CHARACTERISTICS IN PRESENCE OF DELTA-WING ORBITER AT M=1.6

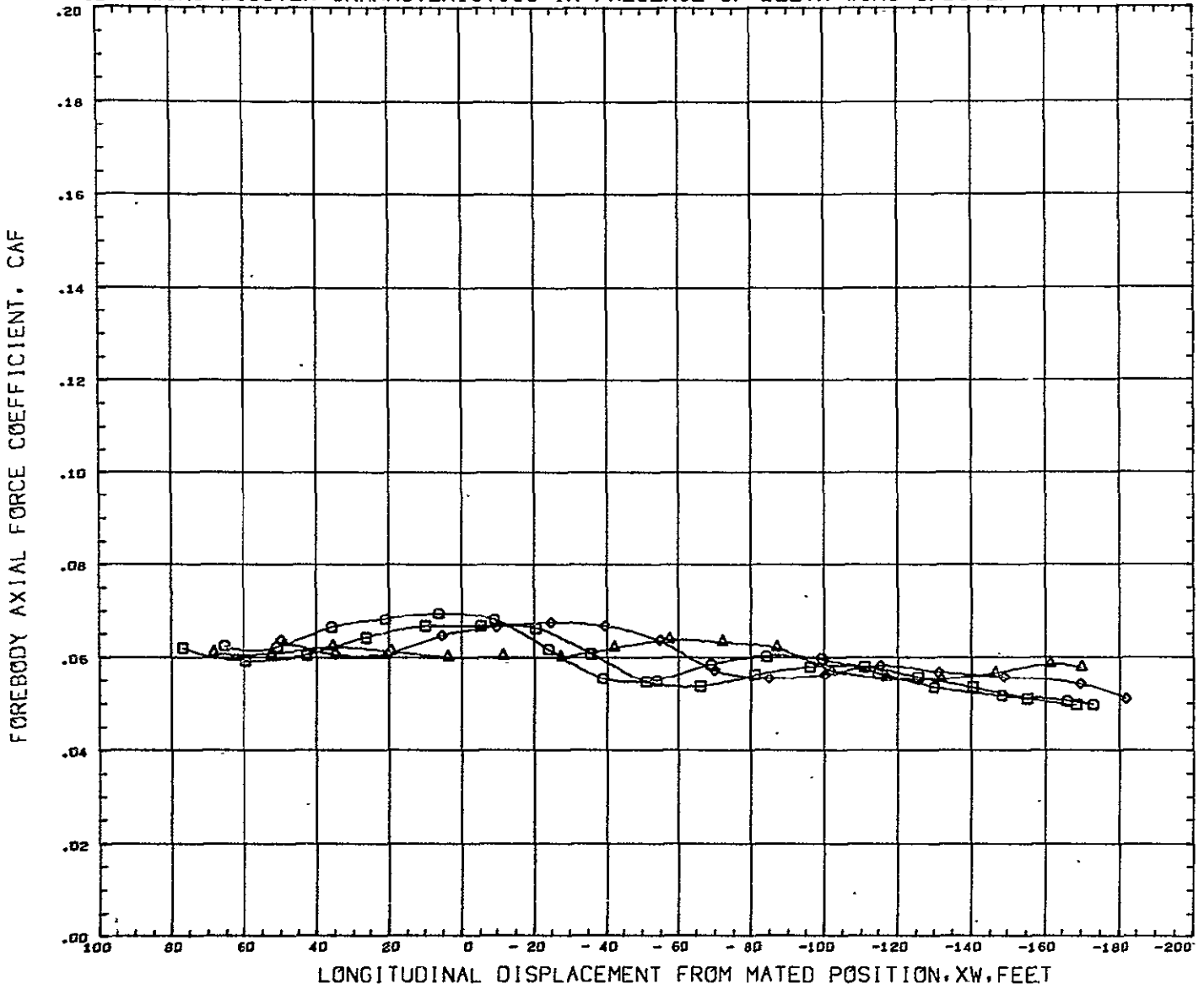


SYMBOL	GAP Z	PARAMETRIC VALUES			
		ALPHA0	ALPHAB	BETA	ELEVON
□	4.380	0.000	-5.000	0.000	
◇	13.383	1.600	0.000	0.000	
○	29.385	0.000			
△	54.385				

REFERENCE INFORMATION		
REFS	12.6740	SQ IN
REFL	10.0380	IN
REFB	1.4700	IN
XMRP	6.4000	IN
YMRP	0.0000	IN
ZMRP	0.8610	IN
SCALE	0.0035	

DATA HIST. CODE HV

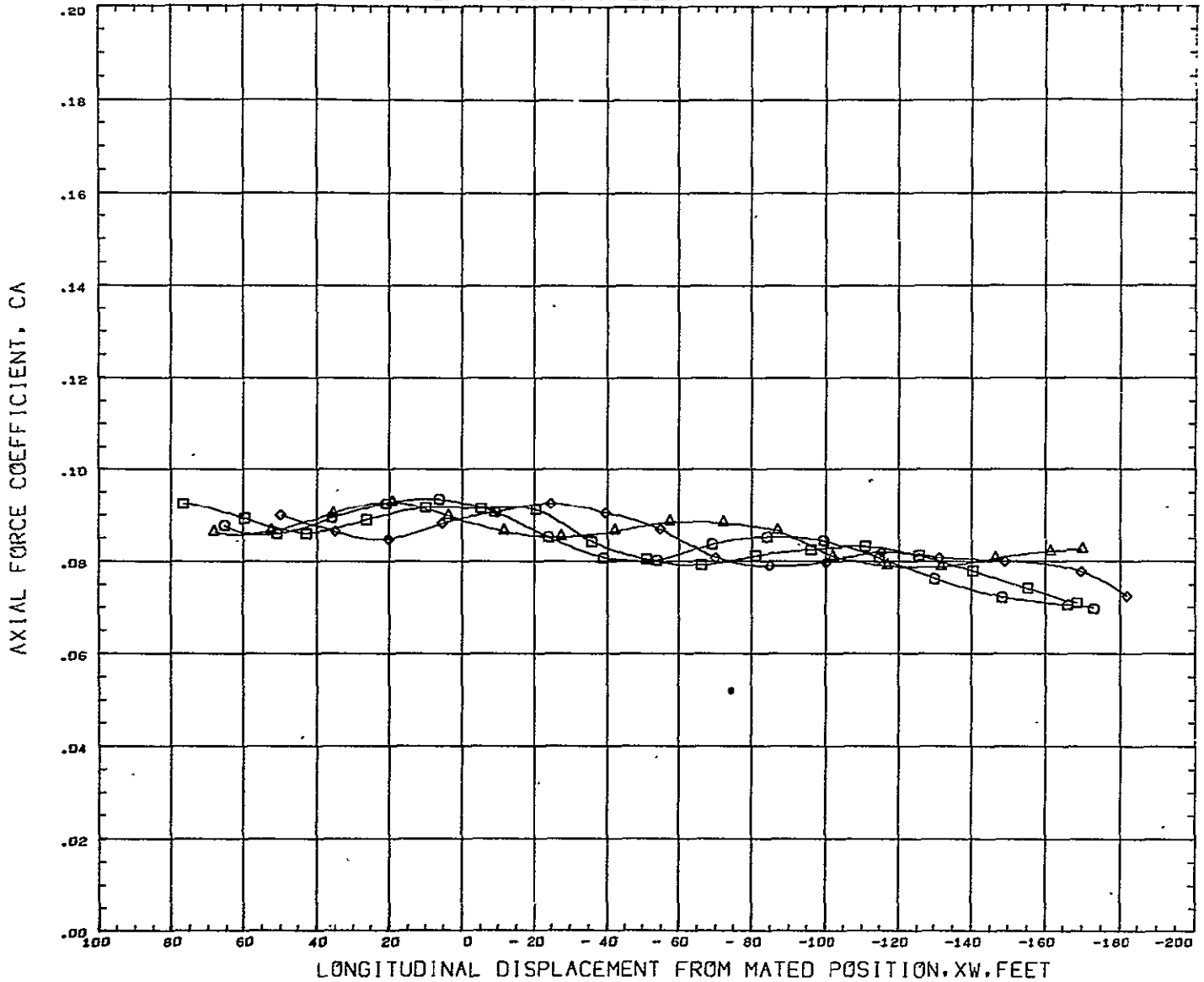
DELTA-WING BOOSTER CHARACTERISTICS IN PRESENCE OF DELTA-WING ORBITER AT M=1.6



SYMBOL	CAF Z	PARAMETRIC VALUES				REFERENCE INFORMATION		
		ALPHA0	ALPHA0	ALPHAB	BETA	REFS	REFL	REFB
○	4.380	0.000	0.000	-5.000	0.000	12.6740	10.0380	1.4700
□	13.380	1.600	0.000	0.000	6.4000	0.0000	0.8610	0.0035
◇	29.380	0.000	0.000	0.000	0.0000	0.0000	0.0000	0.0000
△	54.380	0.000	0.000	0.000	0.0000	0.0000	0.0000	0.0000

DATA HIST. CODE HV

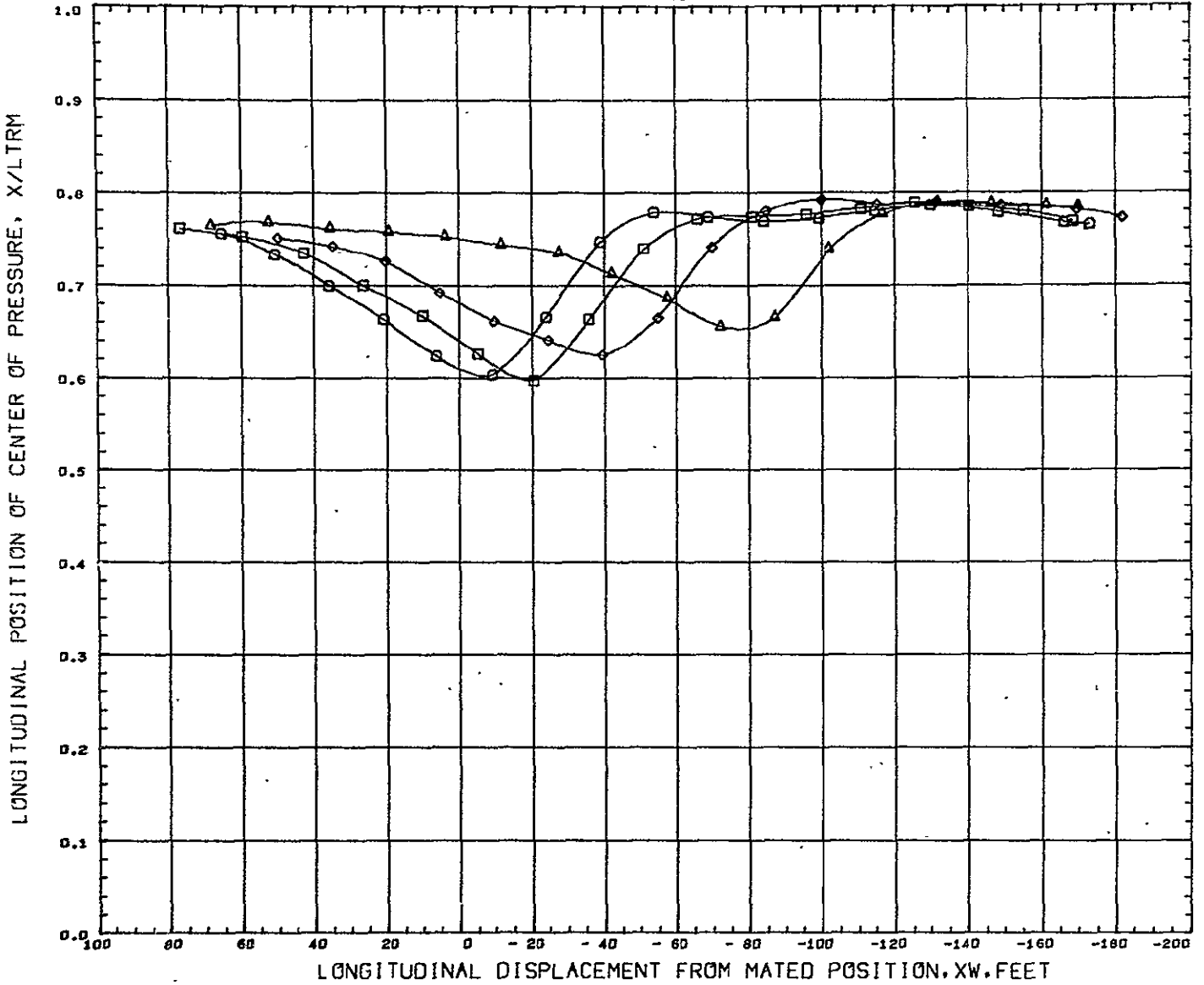
DELTA-WING BOOSTER CHARACTERISTICS IN PRESENCE OF DELTA-WING ORBITER AT M=1.6



SYMBOL	GAP Z	PARAMETRIC VALUES				REFERENCE INFORMATION				
		ALPHA0	ALPHA	BETA	REFS	REFL	REFB	XMRF	ZMRP	SCALE
◇	4.380	0.000	5.000		12.6740	10.0380	1.4700	0.0000	0.8610	0.0035
□	13.380	1.600	0.000							
◇	29.380	0.000								
△	52.380									

DATA HIST. CODE 'HV'

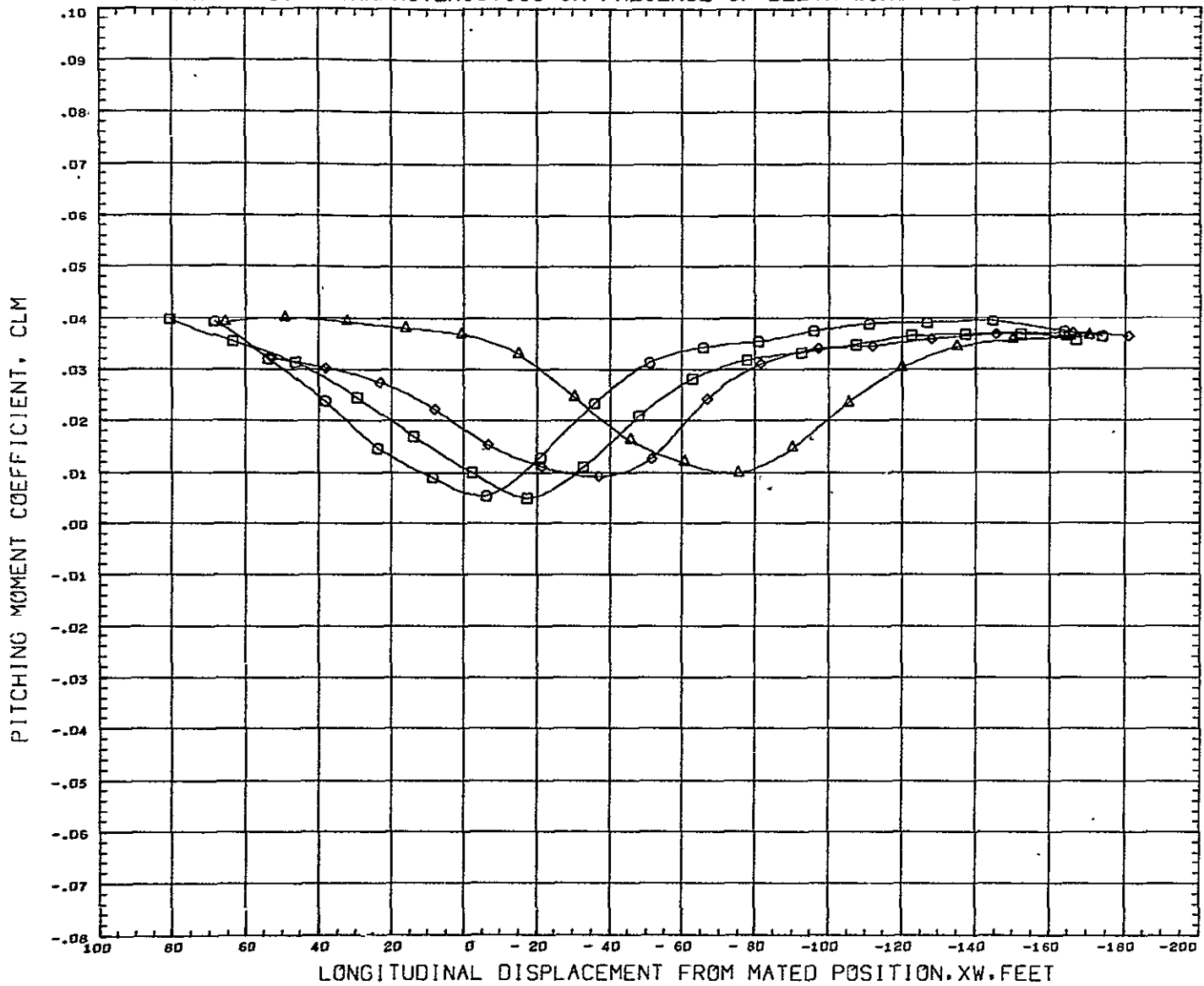
DELTA-WING BOOSTER CHARACTERISTICS IN PRESENCE OF DELTA-WING ORBITER AT M=1.6



SYMBOL	GAP Z	PARAMETRIC VALUES				REFERENCE INFORMATION		
□	4.380	ALPHA0	0.000	ALPHA8	- 5.000	REFS	12.6740	SQ IN
◇	13.380	MACH	1.600	BETA	0.000	REFL	10.0380	IN
◇	29.380	ELEVON	0.000			REFB	1.4700	IN
△	54.380					XMRP	6.4000	IN
						YMRP	0.0000	IN
						ZMRP	0.8610	IN
						SCALE	0.0035	

DATA HIST. CODE MV

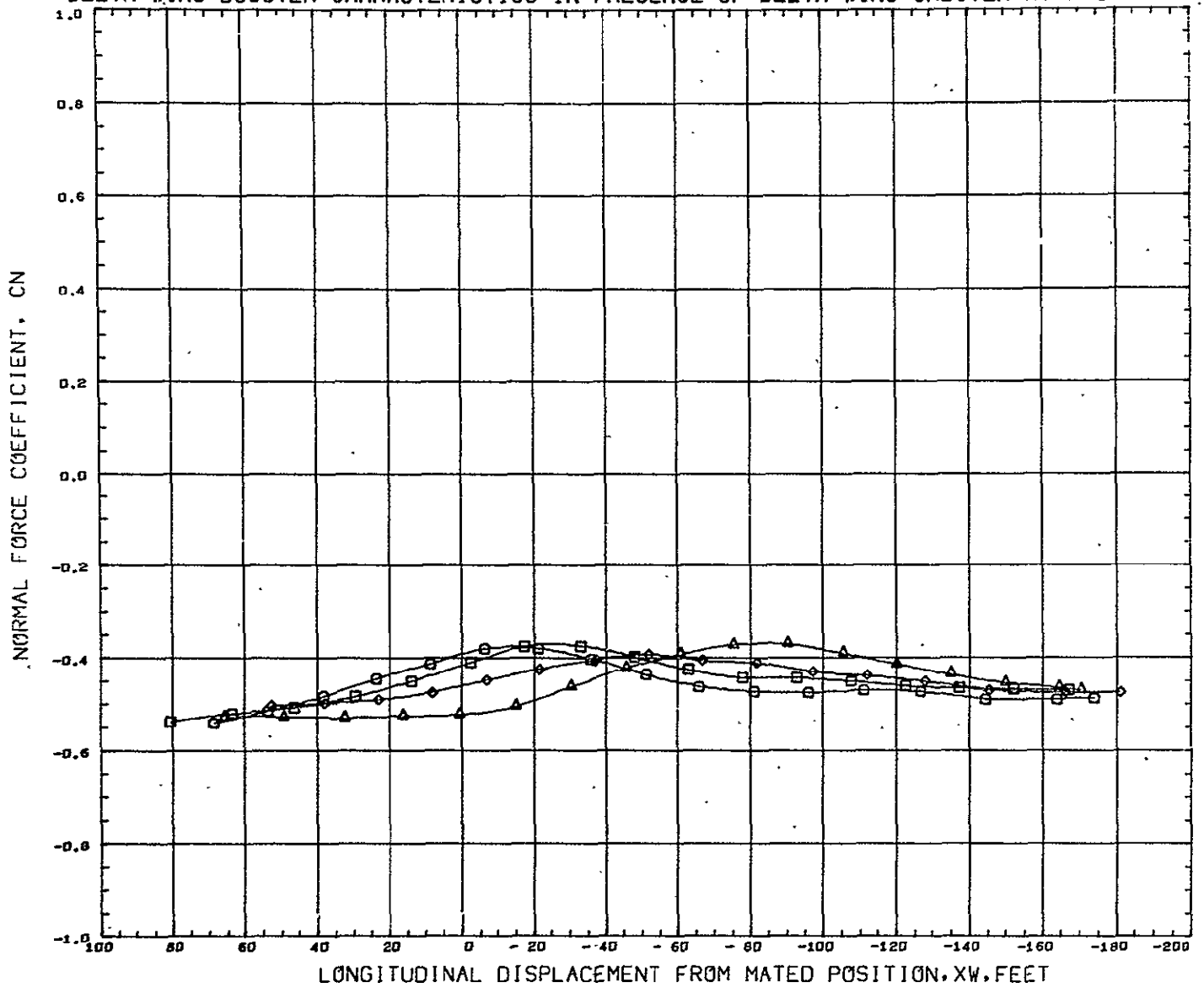
DELTA-WING BOOSTER CHARACTERISTICS IN PRESENCE OF DELTA-WING ORBITER AT M=1.6



SYMBOL	GAP Z	PARAMETRIC VALUES				REFERENCE INFORMATION		
□	4.360	ALPHA0	0.000	ALPHAB	-10.000	REFS	12.6740	SQ IN
◇	13.360	HACH	1.600	BETA	0.000	REFL	10.0380	IN
◇	29.360	ELEVON	0.000			REFB	1.4700	IN
△	54.360					XHRP	6.4000	IN
						YHRP	0.0000	IN
						ZHRP	0.8610	IN
						SCALE	0.0035	

DATA HIST. CODE MV

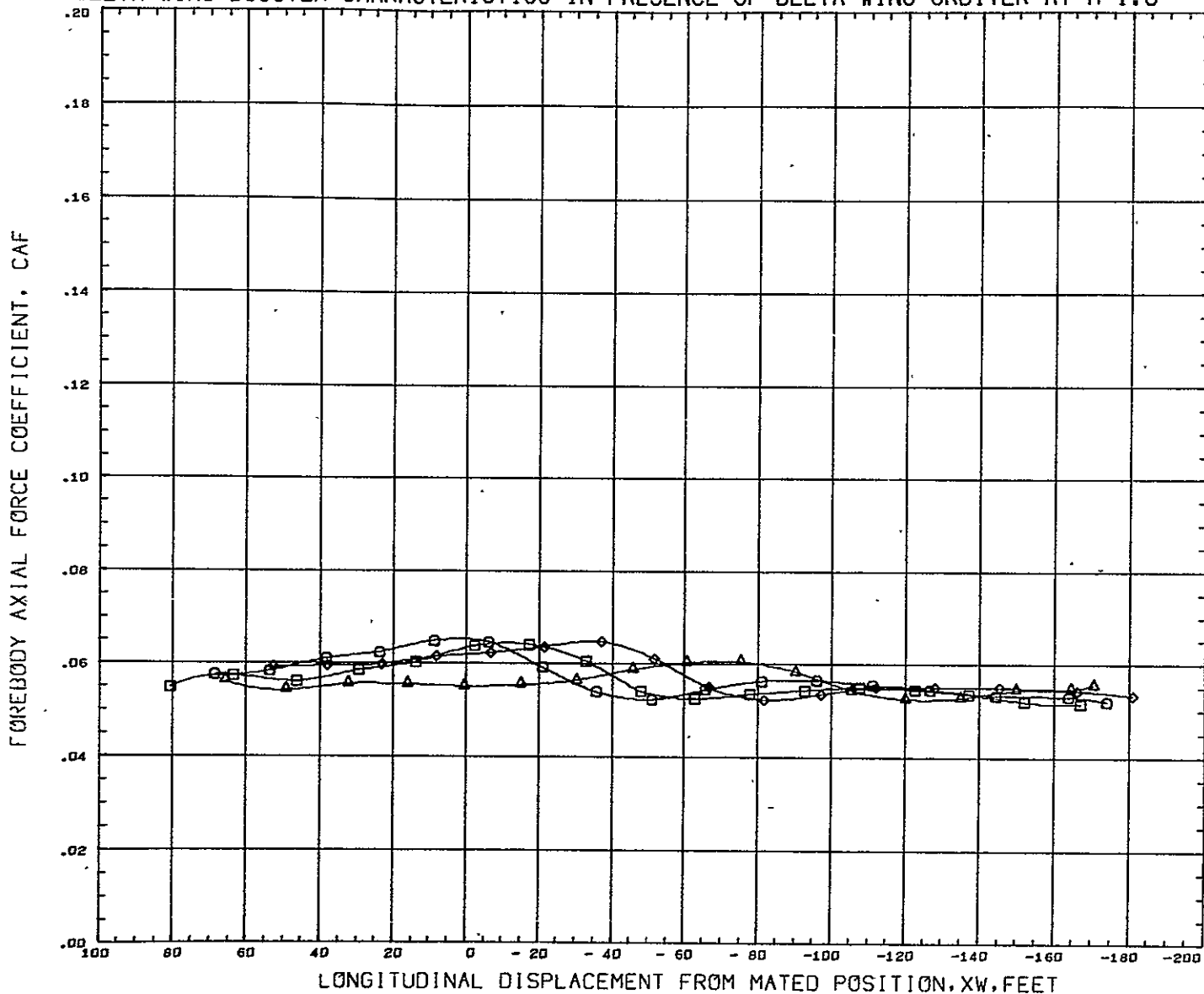
DELTA-WING BOOSTER CHARACTERISTICS IN PRESENCE OF DELTA-WING ORBITER AT M=1.6



SYMBOL	GAP Z	PARAMETRIC VALUES				REFERENCE INFORMATION		
○	4.383	ALPHA0	0.000	ALPHA8	-10.000	REFS	12.6740	SQ IN
□	13.380	MACH	1.600	BETA	0.000	REFL	10.0380	IN
◇	29.380	ELEVON	0.000			REFB	1.4700	IN
△	54.380					XMRP	6.4000	IN
						YMRP	0.0000	IN
						ZMRP	0.8610	IN
						SCALE	0.0035	

DATA HIST. CODE MV

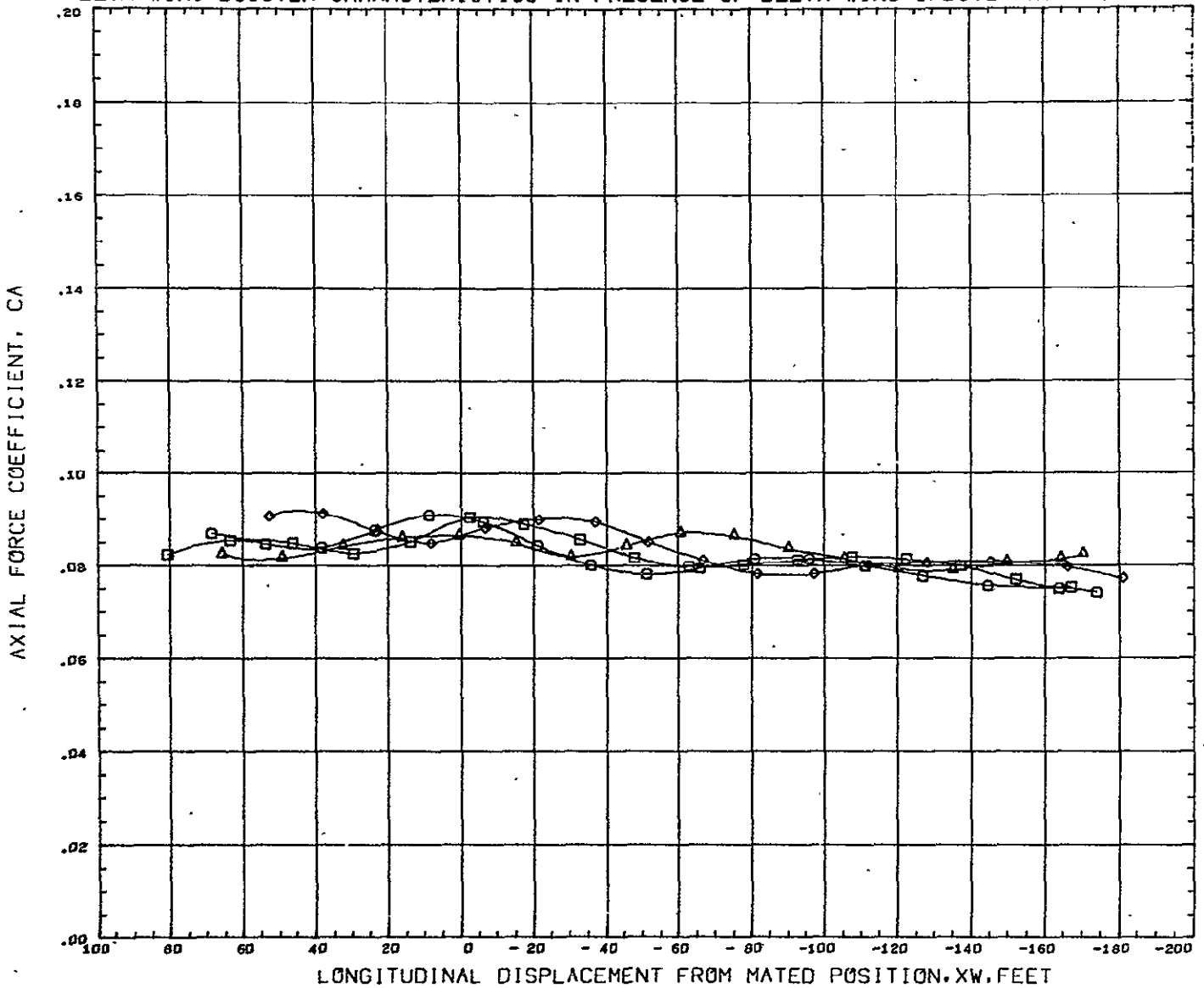
DELTA-WING BOOSTER CHARACTERISTICS IN PRESENCE OF DELTA-WING ORBITER AT M=1.6



SYMBOL	GAP Z	PARAMETRIC VALUES		REFERENCE INFORMATION				
□	4.380	ALPHA0	0.000	ALPHA8	- 10.000	REFS	12.6740	SQ IN
◇	13.380	MACH	1.600	BETA	0.000	REFL	10.0380	IN
○	29.380	ELEVON	0.900			REFB	1.4700	IN
△	54.380					XMRP	6.4000	IN
						YMRP	0.0000	IN
						ZMRP	0.8610	IN
						SCALE	0.0035	

DATA HIST. CODE MV

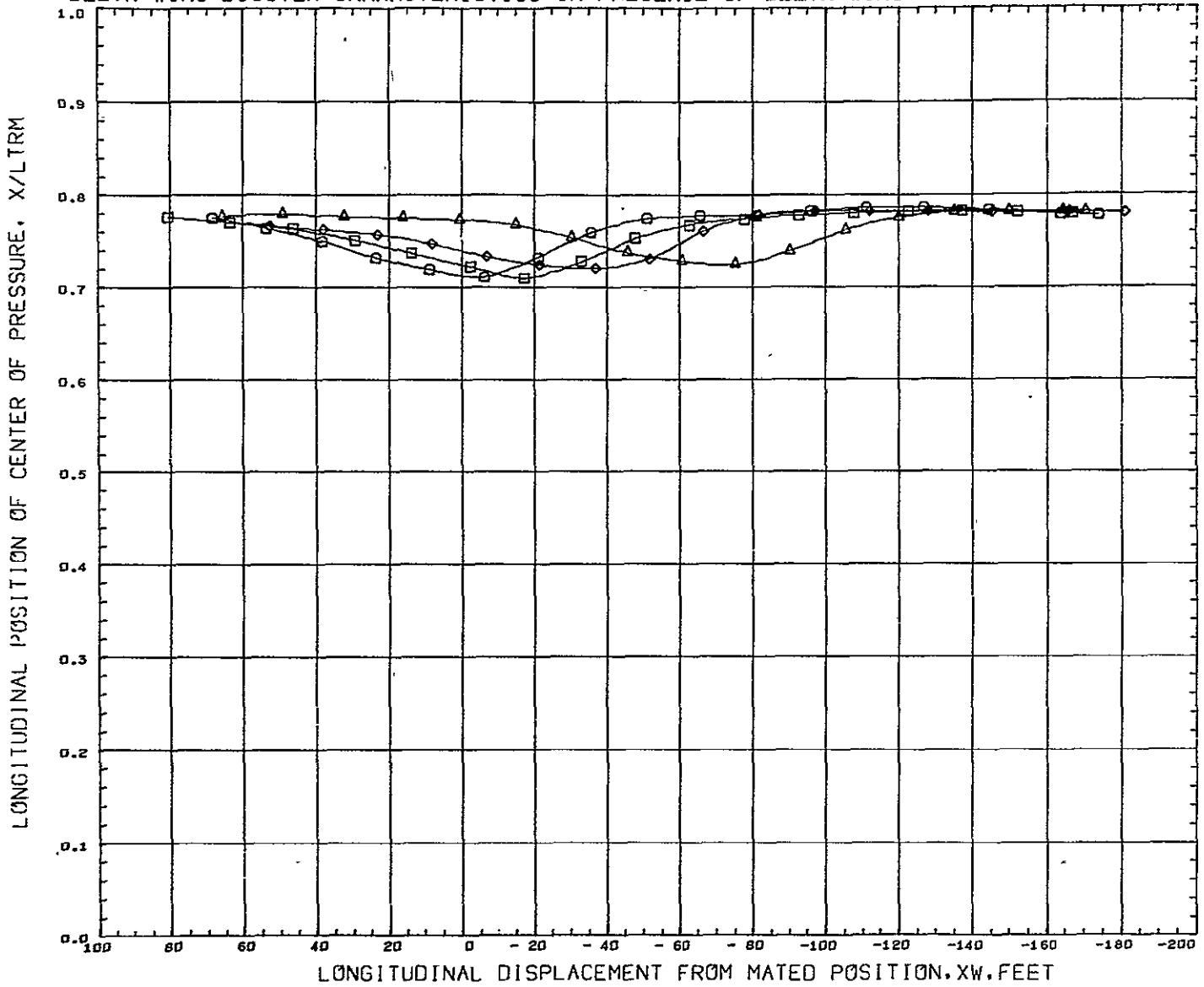
DELTA-WING BOOSTER CHARACTERISTICS IN PRESENCE OF DELTA-WING ORBITER AT M=1.6



SYMBOL	GAP Z	PARAMETRIC VALUES				REFERENCE INFORMATION		
□	4.380	ALPHA0	0.000	ALPHA8	-10.000	REFS	12.6740	SQ IN
◇	13.380	MACH	1.600	BETA	0.000	REFL	10.0380	IN
○	29.380	ELEV0	0.000			REFB	1.4700	IN
△	54.380					XNRF	6.4000	IN
						YNRF	0.0000	IN
						ZNRF	0.8610	IN
						SCALE	0.0035	

DATA HIST. CODE MV

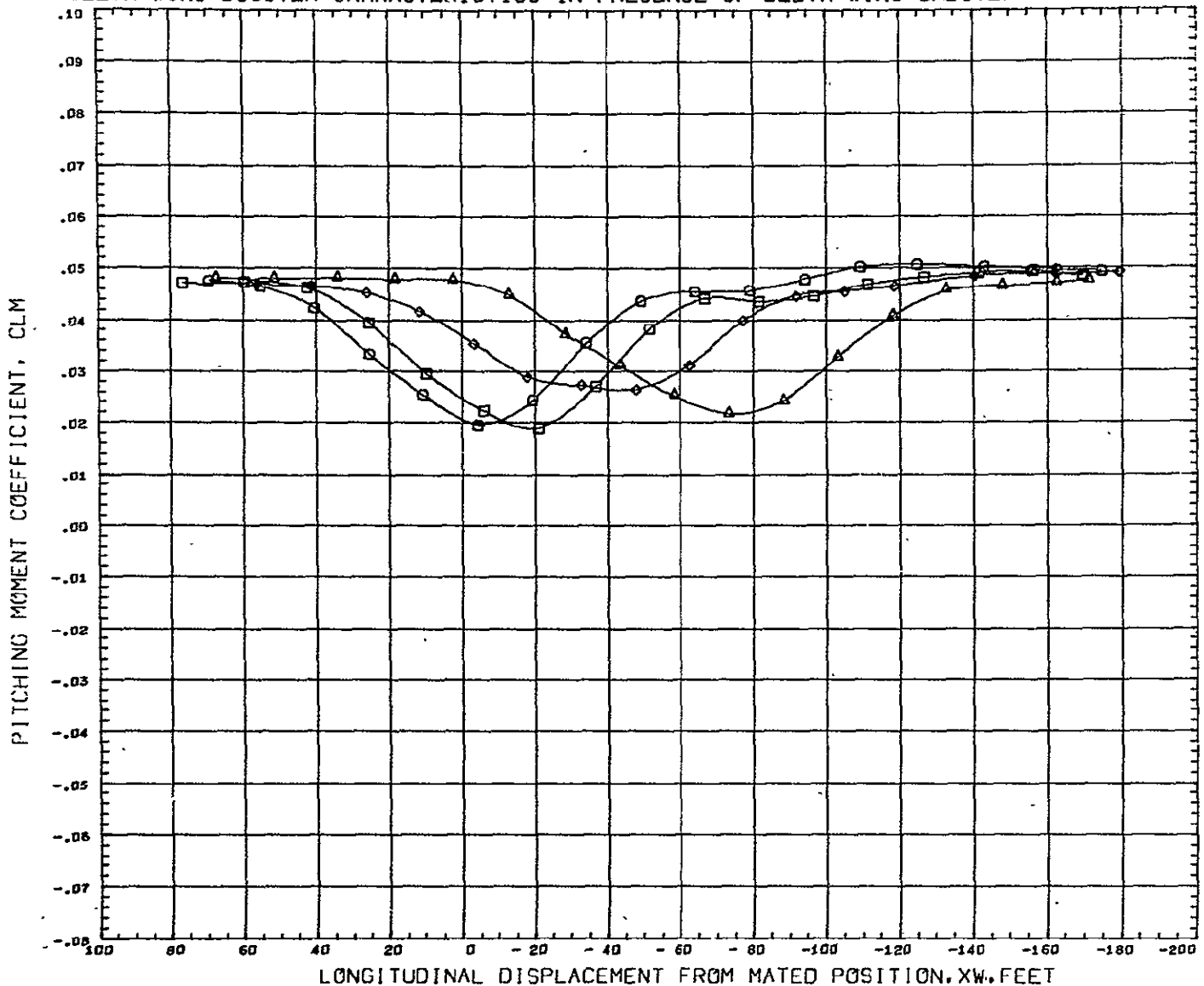
DELTA-WING BOOSTER CHARACTERISTICS IN PRESENCE OF DELTA-WING ORBITER AT M=1.6



SYMBOL	GAP Z	PARAMETRIC VALUES				REFERENCE INFORMATION		
		ALPHA0	ALPHAB	BETA	REFS	REFL	SQ IN	
□	4.380	0.000	-10.000	0.000	12.6740	10.0380	IN	
◇	13.380	1.600	0.000	0.000	REFB	1.4700	IN	
△	29.380	ELEVON	0.000		XMRP	6.4000	IN	
	54.380				YMRP	0.0000	IN	
					ZMRP	0.8610	IN	
					SCALE	0.0035		

DATA HIST. CODE HV

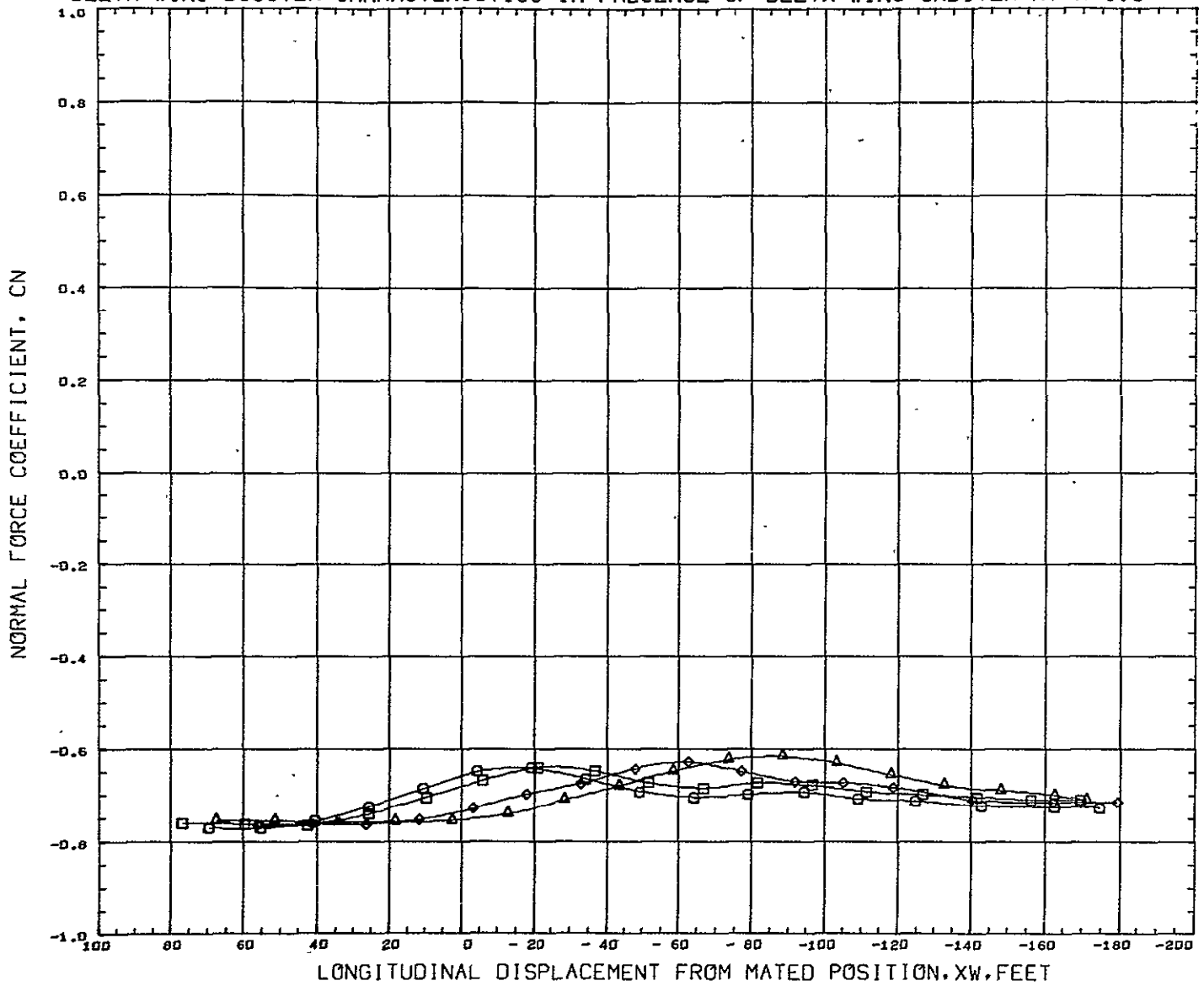
DELTA-WING BOOSTER CHARACTERISTICS IN PRESENCE OF DELTA-WING ORBITER AT M=1.6



SYMBOL	GAF Z	PARAMETRIC VALUES				REFERENCE INFORMATION		
□	4.380	ALPHA0	0.000	ALPHAB	-15.000	REFS	12.6740	SQ IN
◇	13.380	HACH	1.600	BETA	0.000	REFL	10.0380	IN
○	29.380	ELEVON	0.000			REFB	1.4700	IN
△	54.380					XMRP	6.4000	IN
						YMRP	0.0000	IN
						ZMRP	0.8610	IN
						SCALE	0.0035	

DATA HIST. CODE HV

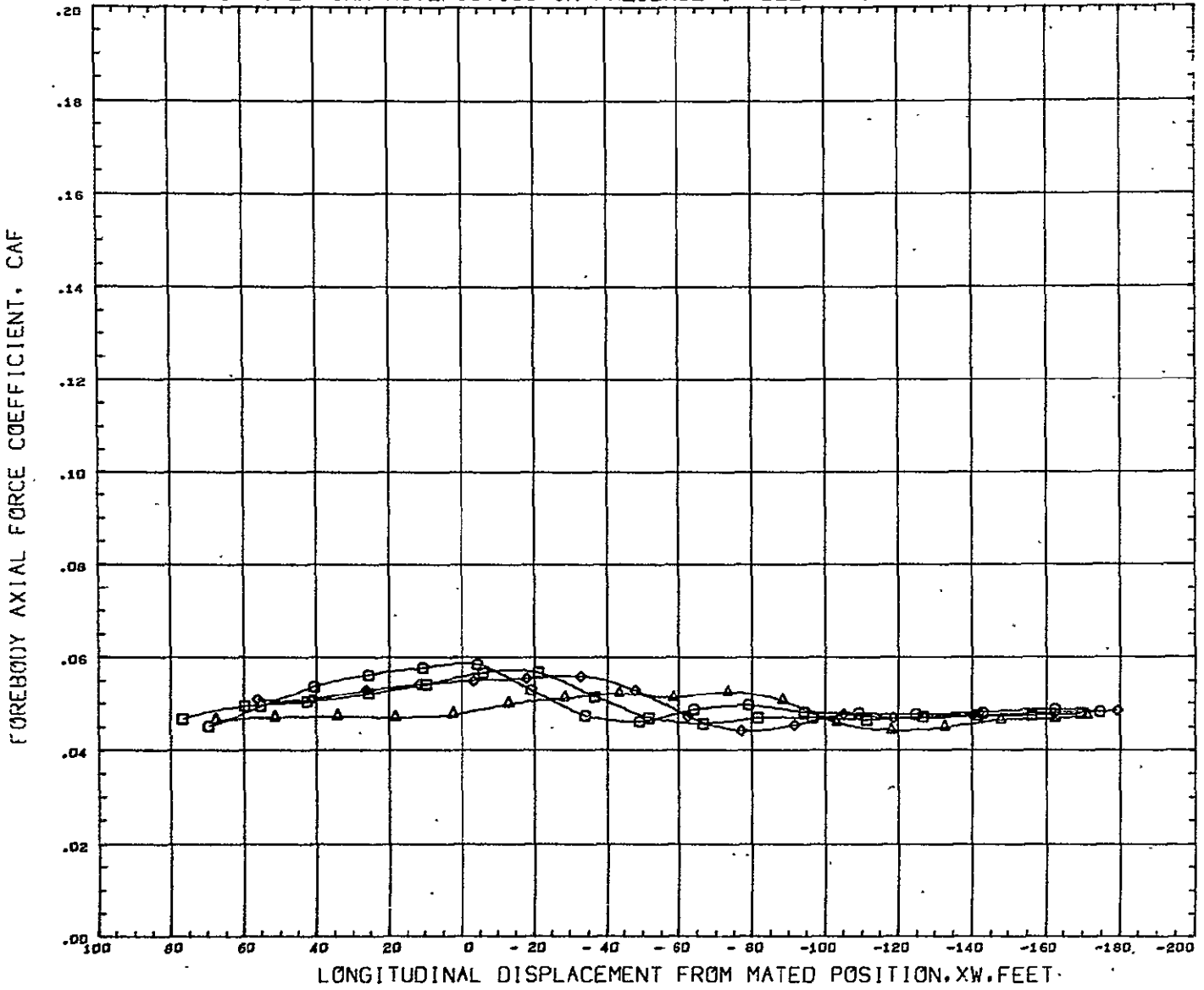
DELTA-WING BOOSTER CHARACTERISTICS IN PRESENCE OF DELTA-WING ORBITER AT M=1.6



SYMBOL	GAP Z	PARAMETRIC VALUES				REFERENCE INFORMATION		
○	4.380	ALPHA0	0.000	ALPHA8	-15.000	REFS	12.6740	SQ IN
□	13.380	MACH	1.600	BETA	0.000	REFL	10.0380	IN
◇	29.380	ELEVON	0.000			REFB	1.4700	IN
△	54.380					XMRP	6.4000	IN
						YMRP	0.0000	IN
						ZMRP	0.8610	IN
						SCALE	0.0035	

DATA HIST. CODE HV

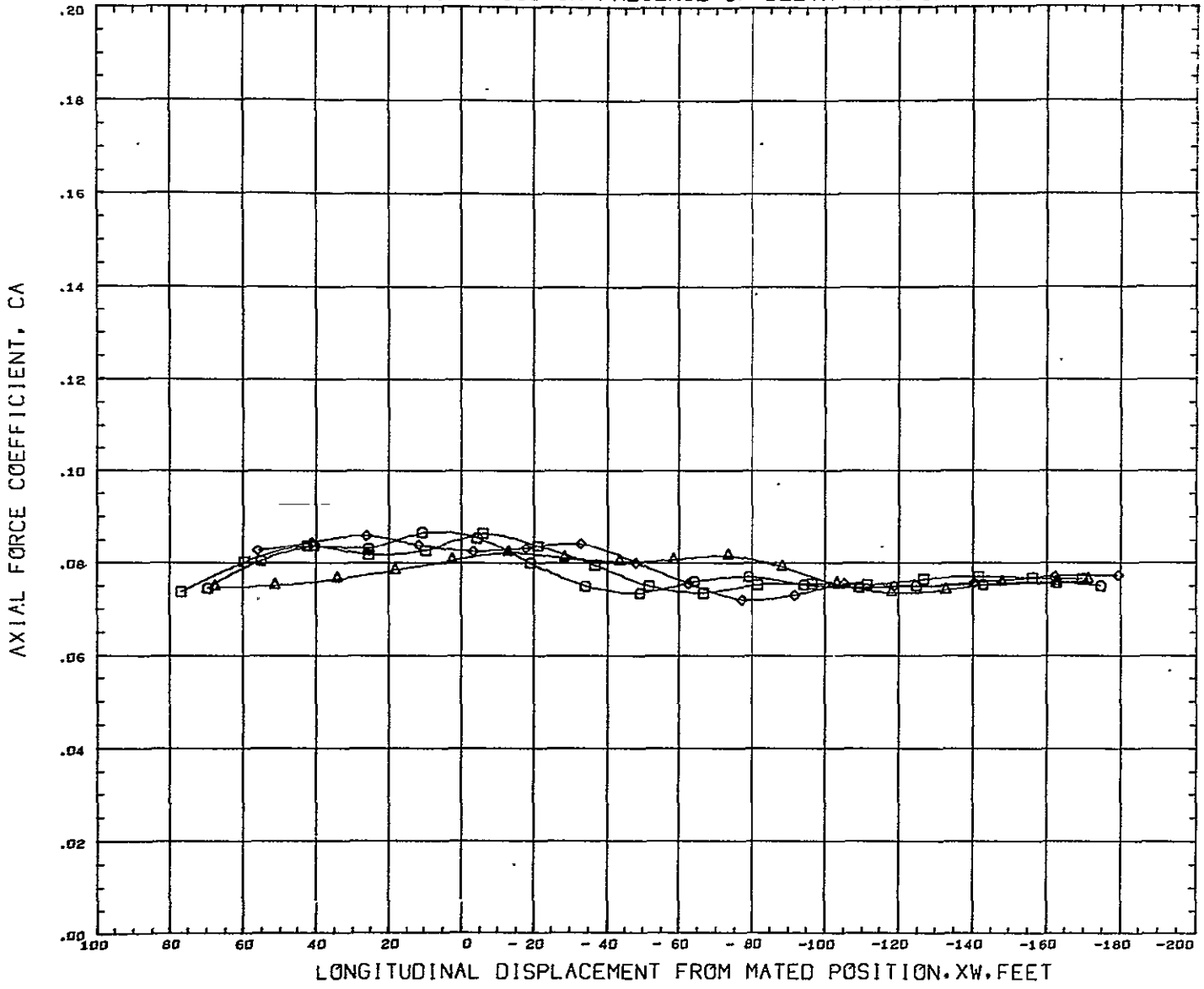
DELTA-WING BOOSTER CHARACTERISTICS IN PRESENCE OF DELTA-WING ORBITER AT M=1.6



SYMBOL	GAP Z	PARAMETRIC VALUES				REFERENCE INFORMATION		
□	4.380	ALPHA0	0.000	ALPHA8	-15.000	REFS	12.6740	SQ IN
◇	13.380	MACH	1.600	BETA	0.000	REFL	10.0380	IN
○	29.380	ELEVON	0.000			REFB	1.4700	IN
△	54.380					XMRP	6.4000	IN
						YMRP	0.0000	IN
						ZMRP	0.8610	IN
						SCALE	0.0035	

DATA HIST. CODE HV

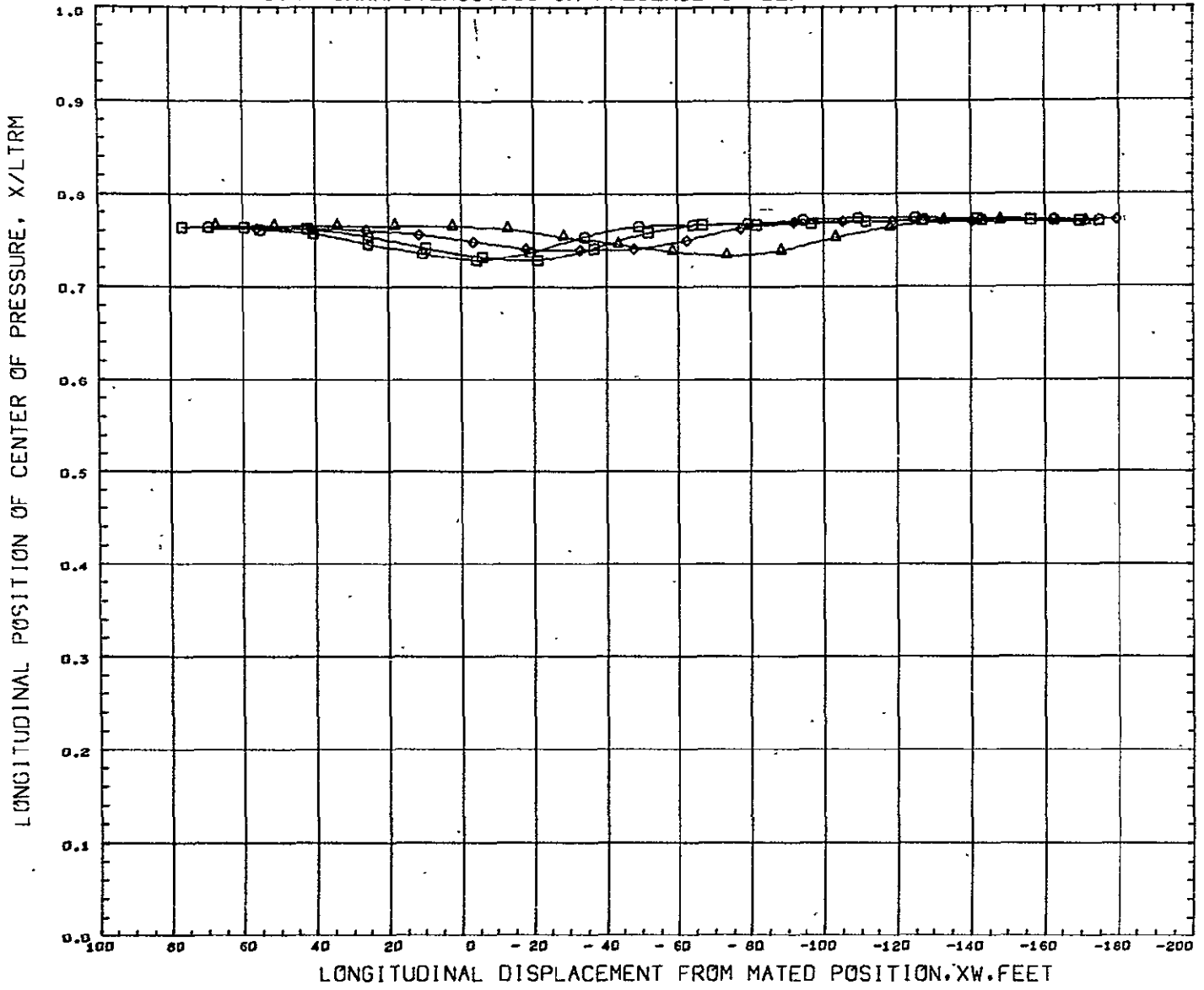
DELTA-WING BOOSTER CHARACTERISTICS IN PRESENCE OF DELTA-WING ORBITER AT M=1.6



SYMBOL	GAP Z	PARAMETRIC VALUES				REFERENCE INFORMATION		
		ALPHA0	ALPHAB	BETA	ALPHAB	REFS	REFL	REFB
□	4.380	0.000	-15.000	0.000	12.6740	10.0380	1.4700	SG IN
◇	13.380	1.600	0.000	0.000	6.4000	0.0000	0.8610	IN
△	29.380	0.000			0.0000	0.0000	0.0035	IN
	54.380							IN

DATA HIST. CODE MV

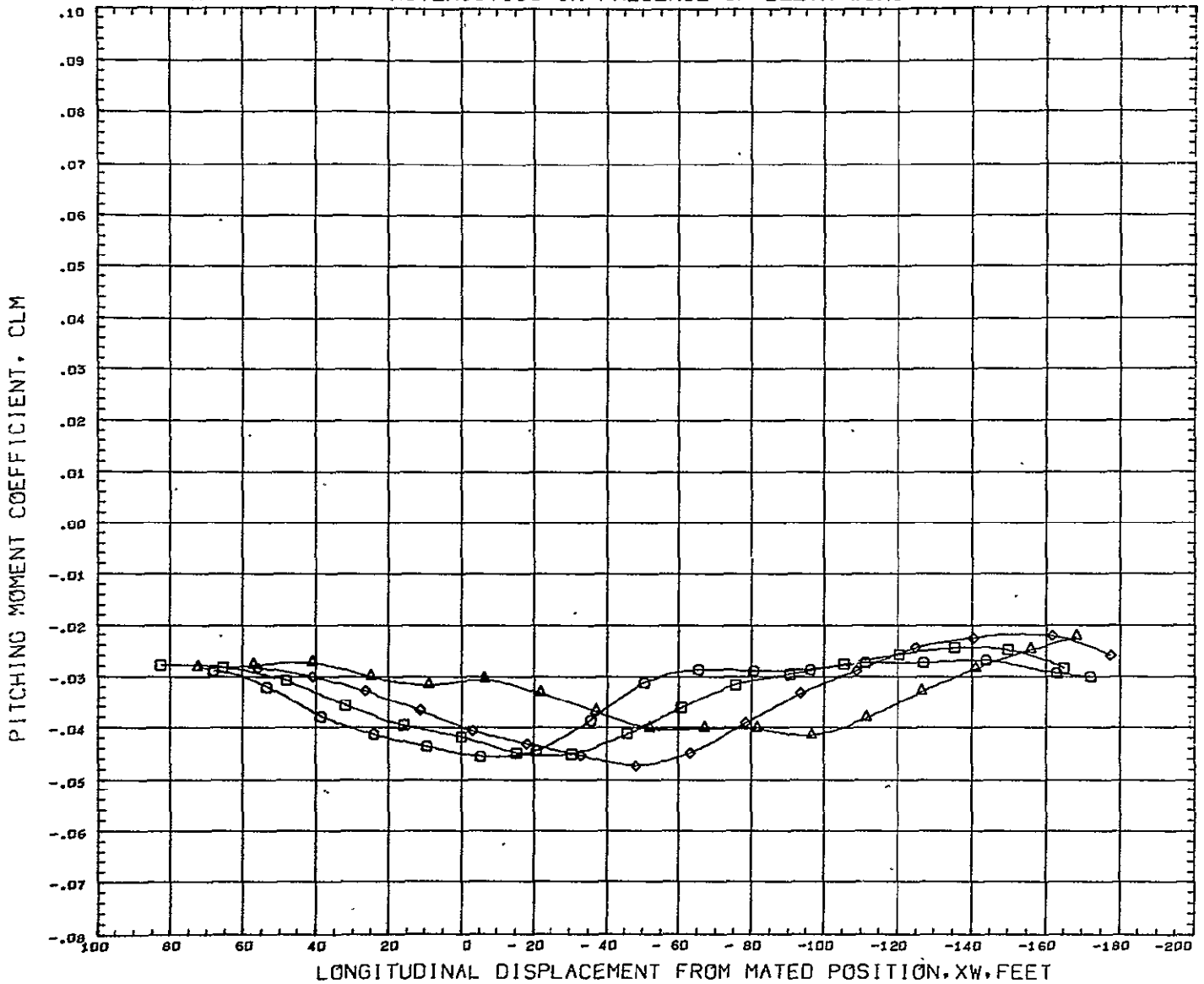
DELTA-WING BOOSTER CHARACTERISTICS IN PRESENCE OF DELTA-WING ORBITER AT M=1.6



SYMBOL	GAP Z	PARAMETRIC VALUES				REFERENCE INFORMATION		
○	4.380	ALPHA0	0.000	ALPHAB	-15.000	REFS	12.6740	SQ IN
□	13.380	HACH	1.600	BETA	0.000	REFL	10.0380	IN
◇	29.380	ELEVON	0.000			REFB	1.4700	IN
△	54.380					XMRP	6.4000	IN
						YMRP	0.0000	IN
						ZMRP	0.8610	IN
						SCALE	0.0035	

DATA HIST. CODE HV

DELTA-WING BOOSTER CHARACTERISTICS IN PRESENCE OF DELTA-WING ORBITER AT M=1.6

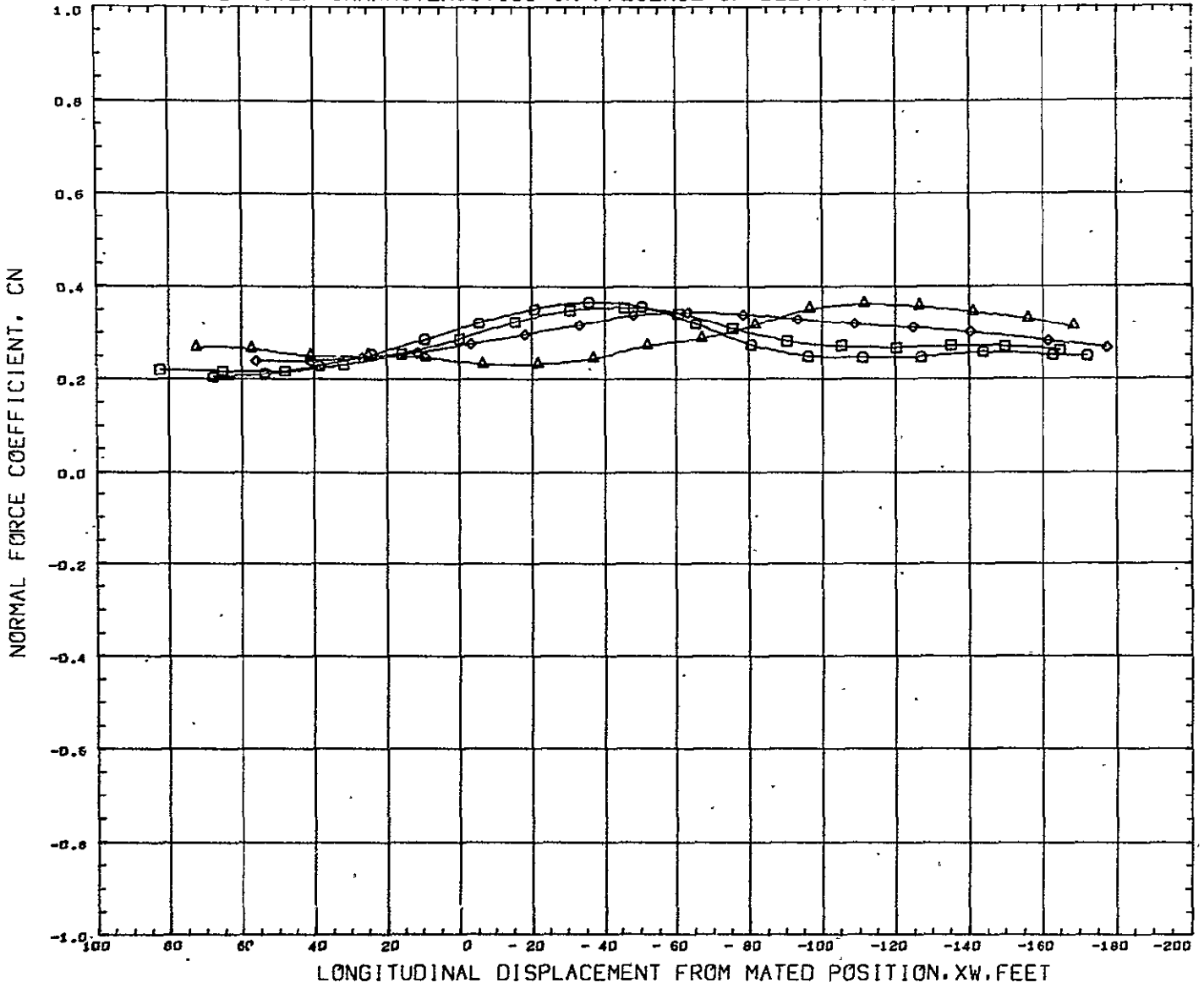


LONGITUDINAL DISPLACEMENT FROM MATED POSITION, XW, FEET

SYMBOL	GAP Z	PARAMETRIC VALUES				REFERENCE INFORMATION		
○	4.380	ALPHA0	5.000	ALPHA0	5.000	REFS	12.6740	SQ IN
□	13.380	MACH	1.600	BETA	0.000	REFL	10.0380	IN
◇	29.380	ELEVON	0.000			REFB	1.4700	IN
△	54.380					XMRP	6.4000	IN
						YMRP	0.0000	IN
						ZMRP	0.8610	IN
						SCALE	0.0035	IN

DATA HIST. CODE MV

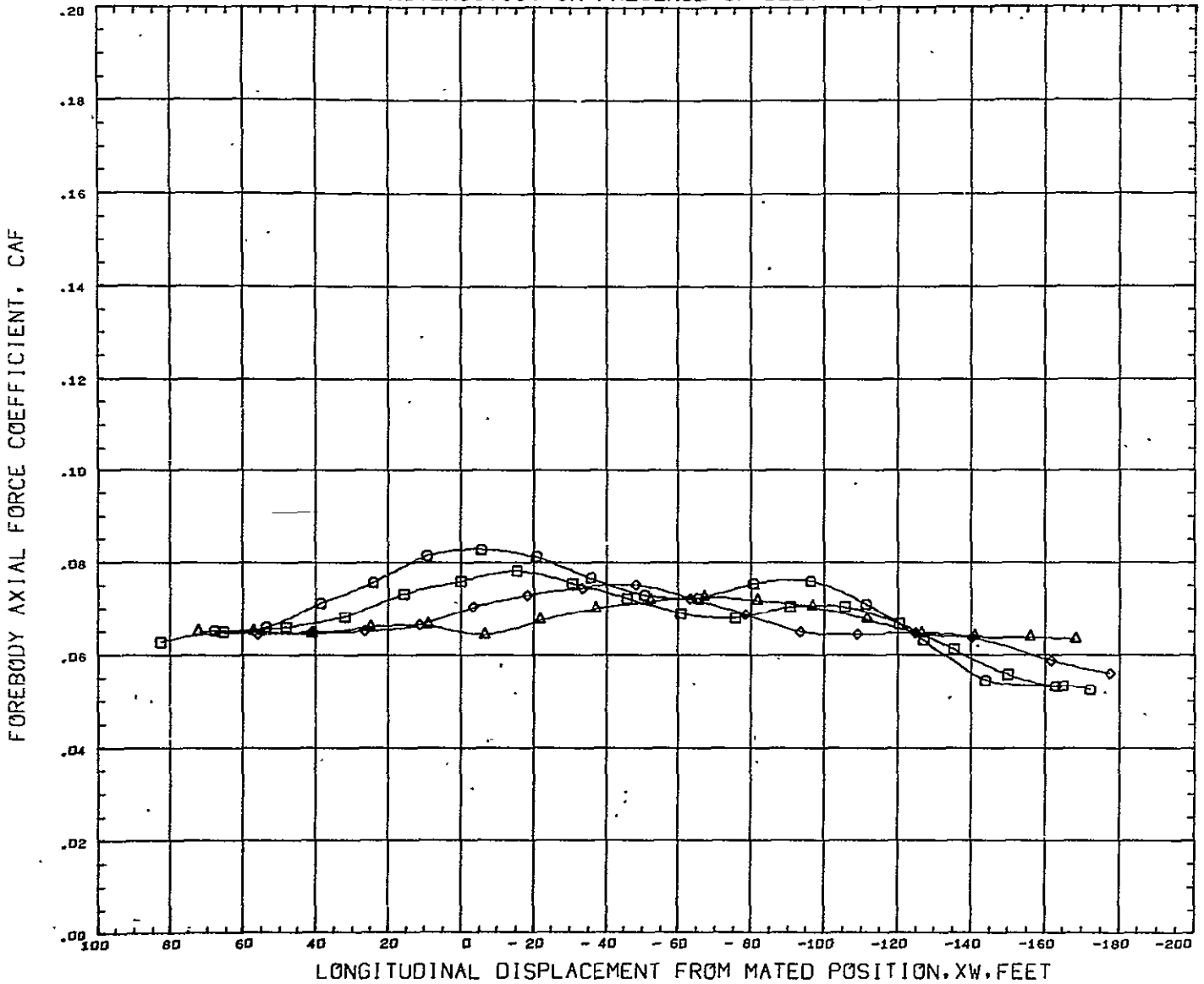
DELTA-WING BOOSTER CHARACTERISTICS IN PRESENCE OF DELTA-WING ORBITER AT M=1.6



SYMBOL	GAP Z	PARAMETRIC VALUES				REFERENCE INFORMATION		
		ALPHA0	ALPHAB	BETA	REFS	SQ	IN	
○	4.380	5.000	5.000	0.000	12.6740			
□	13.380	1.600		0.000	10.0380	IN		
◇	29.380	0.000			1.4700	IN		
△	54.380				6.4000	IN		
					0.0000	IN		
					0.8610	IN		
					0.0035	IN		

DATA HIST. CODE MV

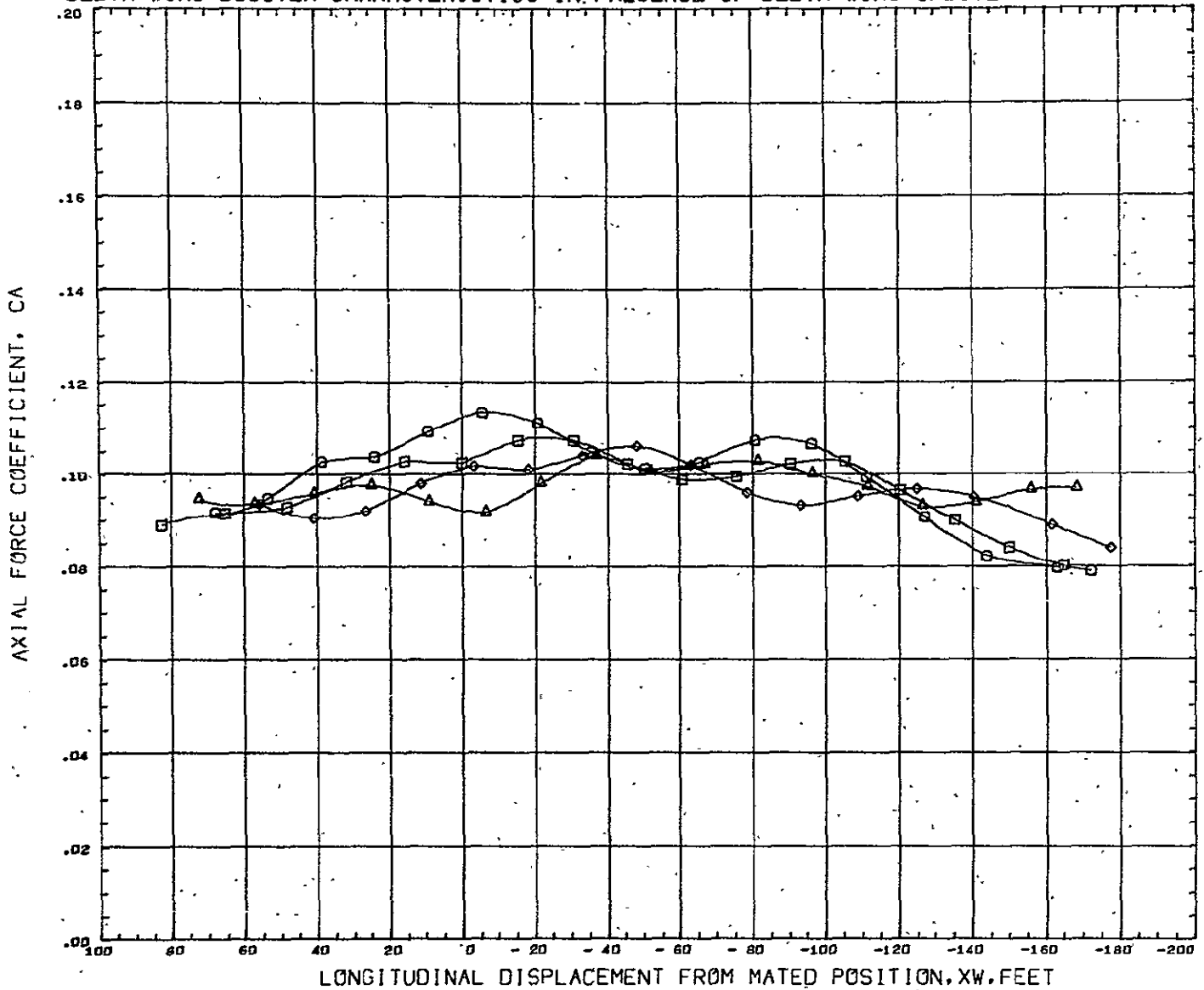
DELTA-WING BOOSTER CHARACTERISTICS IN PRESENCE OF DELTA-WING ORBITER AT M=1.6



SYMBOL	CAF Z	PARAMETRIC VALUES			REFERENCE INFORMATION			
○	4.380	ALPHA0	5.000	ALPHAB	5.000	REFS	12.6740	SQ IN
□	13.380	MACH	1.600	BETA	0.000	REFL	10.0380	IN
◇	29.380	ELEVON	0.000			REFB	1.4700	IN
△	54.380					XNRF	6.4000	IN
						YHRF	0.0000	IN
						ZHRF	0.8610	IN
						SCALE	0.0035	

DATA HIST. CODE HV

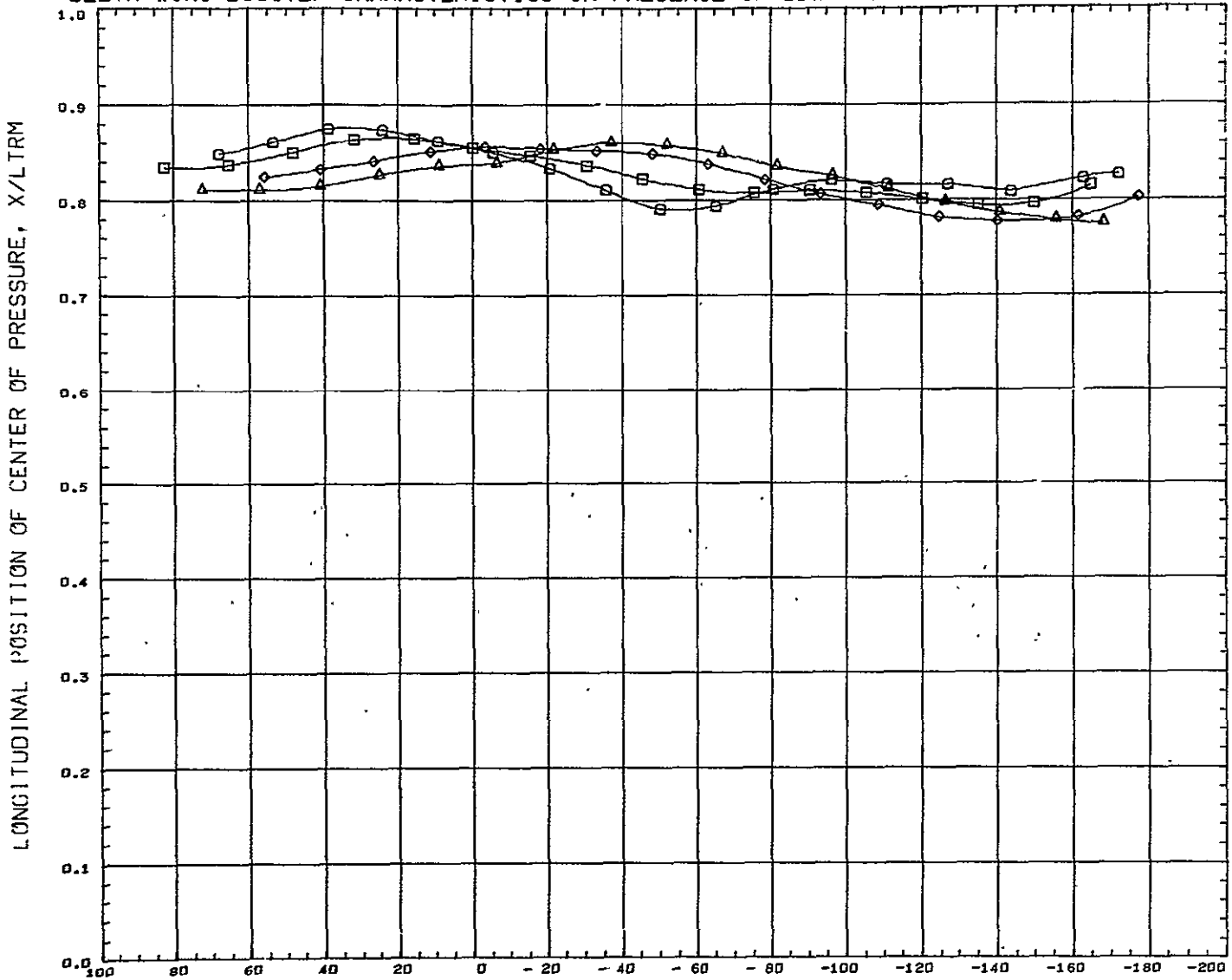
DELTA-WING BOOSTER CHARACTERISTICS IN PRESENCE OF DELTA-WING ORBITER AT M=1.6



SYMBOL	GAP Z	PARAMETRIC VALUES				REFERENCE INFORMATION		
		ALPHA0	ALPHA0	ALPHA0	ALPHA0	REFS	REFL	REFB
○	4.380	ALPHA0	5.000	ALPHA0	5.000	12.6740	10.0380	1.4700
□	13.380	HACH.	- 3.600	BETA	0.000	6.4000	0.0000	0.8610
◇	29.380	ELEVON	0.000			0.0035		
△	54.380							

DATA HIST. CODE HV

DELTA-WING BOOSTER CHARACTERISTICS IN PRESENCE OF DELTA-WING ORBITER AT M=1.6

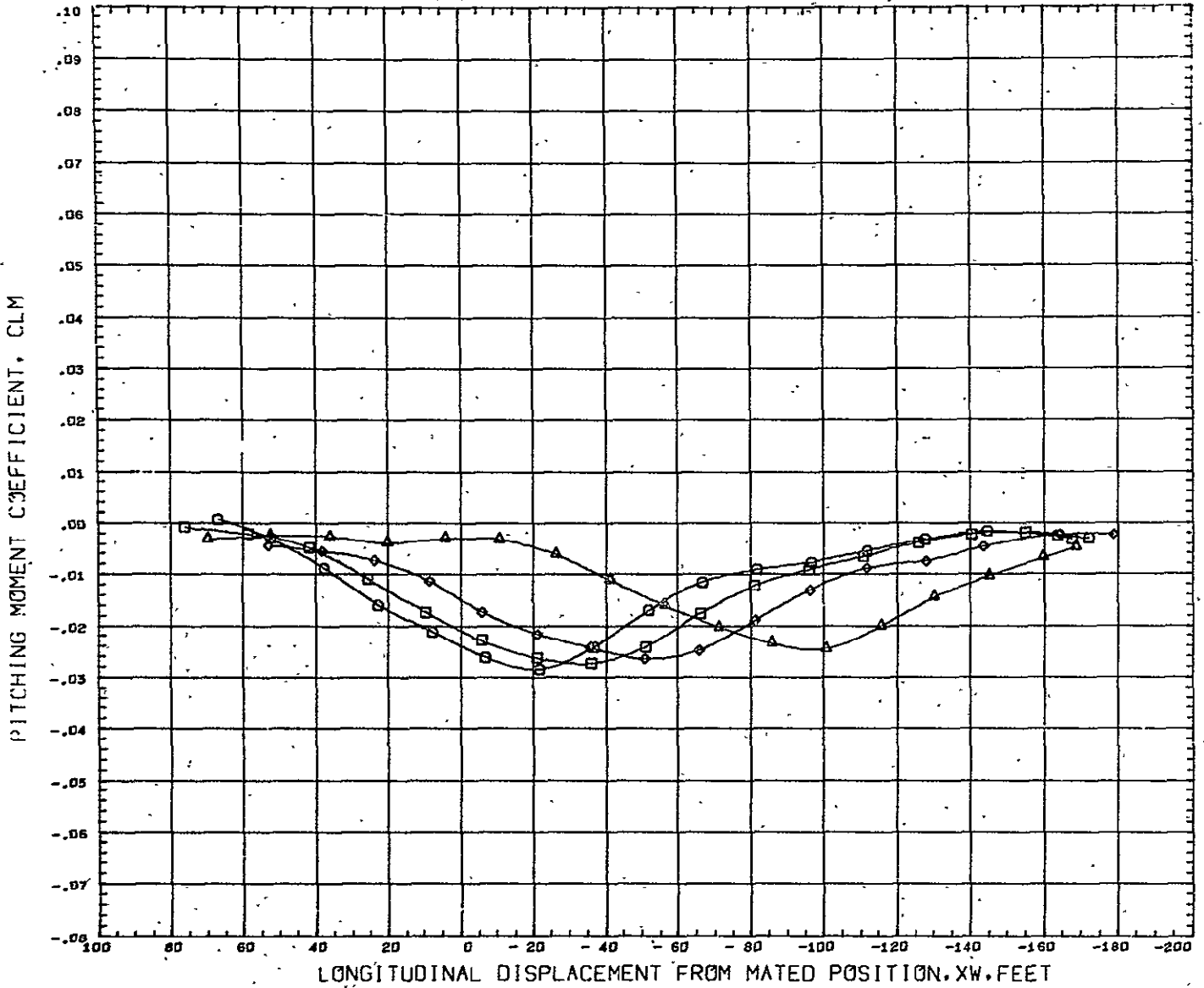


LONGITUDINAL DISPLACEMENT FROM MATED POSITION, XW, FEET

SYMBOL	CAP Z	PARAMETRIC VALUES				REFERENCE INFORMATION					
		ALPHA0	ALPHAB	BETA	REFS	REFL	REFB	YHRF	ZHRF	SCALE	
□	4.380	5.000	5.000	0.000	12.6740	10.0380	1.4700	6.4000	0.0000	0.8610	0.0035
◇	13.380	5.000	5.000	0.000	12.6740	10.0380	1.4700	6.4000	0.0000	0.8610	0.0035
○	29.380	5.000	5.000	0.000	12.6740	10.0380	1.4700	6.4000	0.0000	0.8610	0.0035
△	52.380	5.000	5.000	0.000	12.6740	10.0380	1.4700	6.4000	0.0000	0.8610	0.0035

DATA HIST. CODE HV

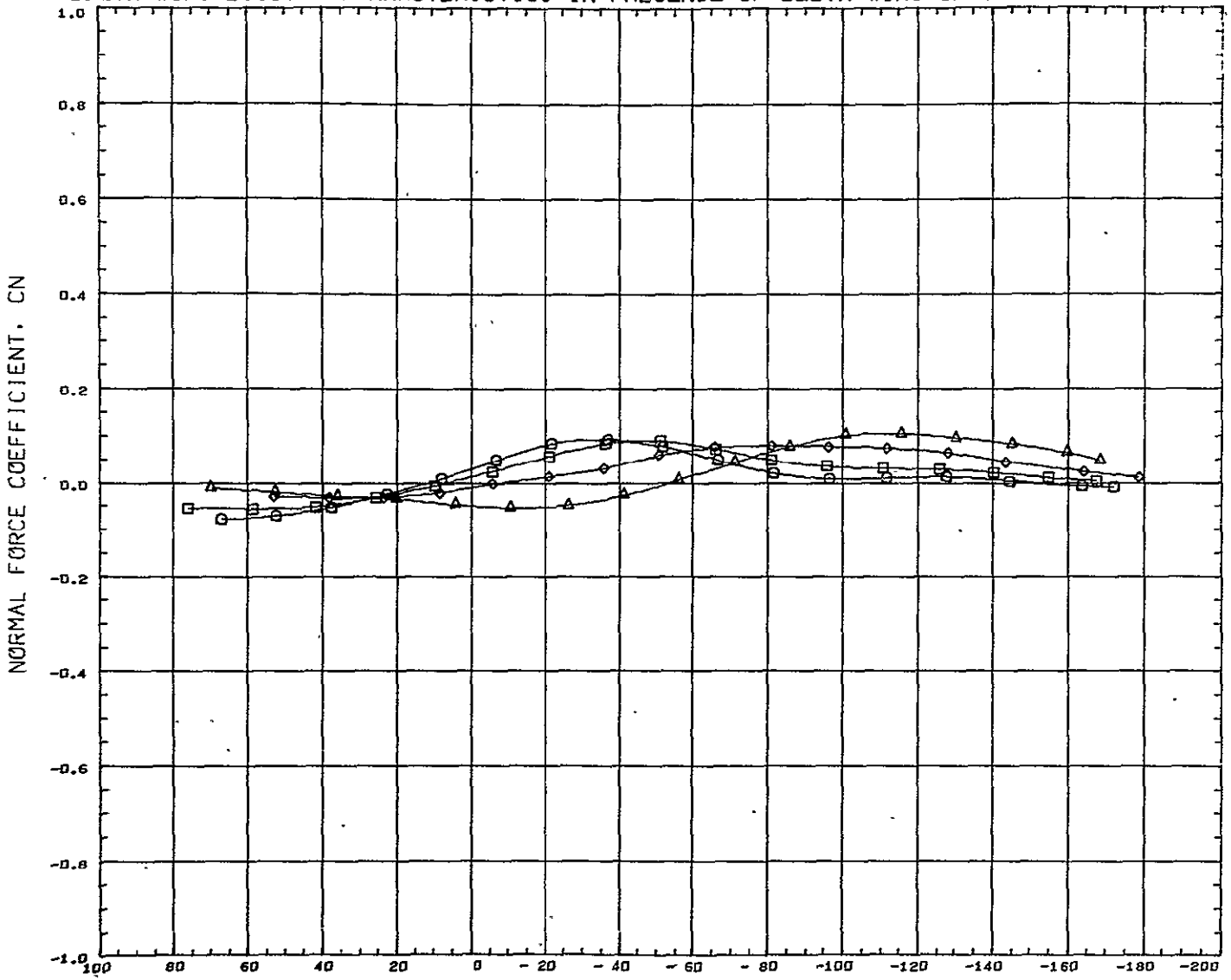
DELTA-WING BOOSTER CHARACTERISTICS IN PRESENCE OF DELTA-WING ORBITER AT M=1.6



SYMBOL	GAP Z	PARAMETRIC VALUES				REFERENCE INFORMATION							
		ALPHA0	HACH	ELEVON	ALPHA8	BETA	REFS	REFL	REFB	XMRP	YMRP	ZMRP	SCALE
□	4.380	5.000	1.600	0.000	0.000	0.000	12.6740	10.0580	1.4700	6.4000	0.0000	0.8610	0.0035
◇	13.380												
○	29.380												
△	54.380												

DATA HIST. CODE

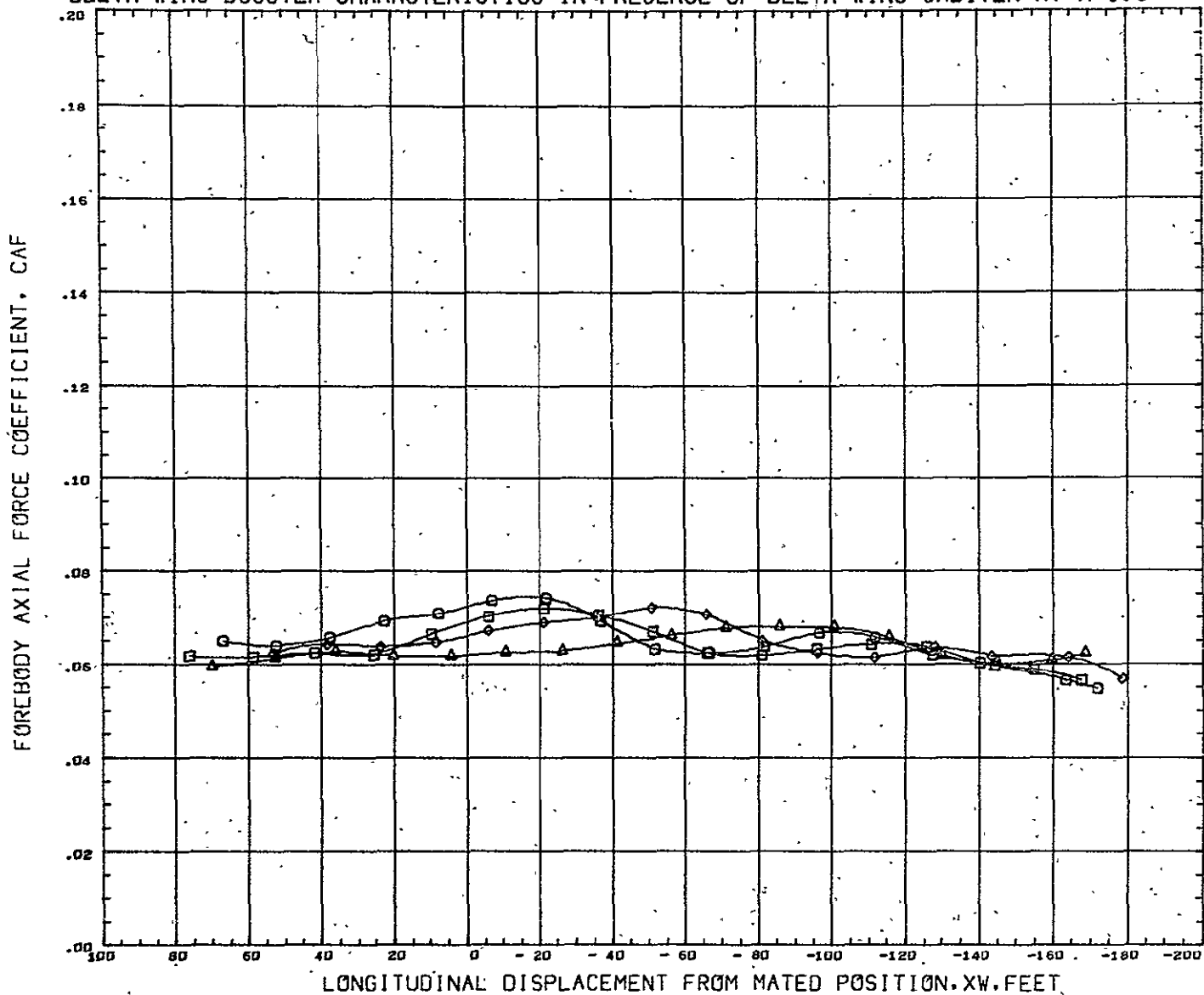
DELTA-WING BOOSTER CHARACTERISTICS IN PRESENCE OF DELTA-WING ORBITER AT M=1.6



SYMBOL	CAP Z	PARAMETRIC VALUES				REFERENCE INFORMATION		
		ALPHA0	ALPHA0	ALPHAB	BETA	REFS	IN	IN
□	4.380	5.000	5.000	0.000	REFS	12.6740	SQ	IN
◇	13.380	HACH	1.600	0.000	REFL	10.0380	IN	
○	29.380	ELEVON	0.000		REFB	1.4700	IN	
△	54.380				XMRP	6.4000	IN	
					YMRP	0.0000	IN	
					ZMRP	0.8610	IN	
					SCALE	0.0035		

DATA HIST. CODE HV

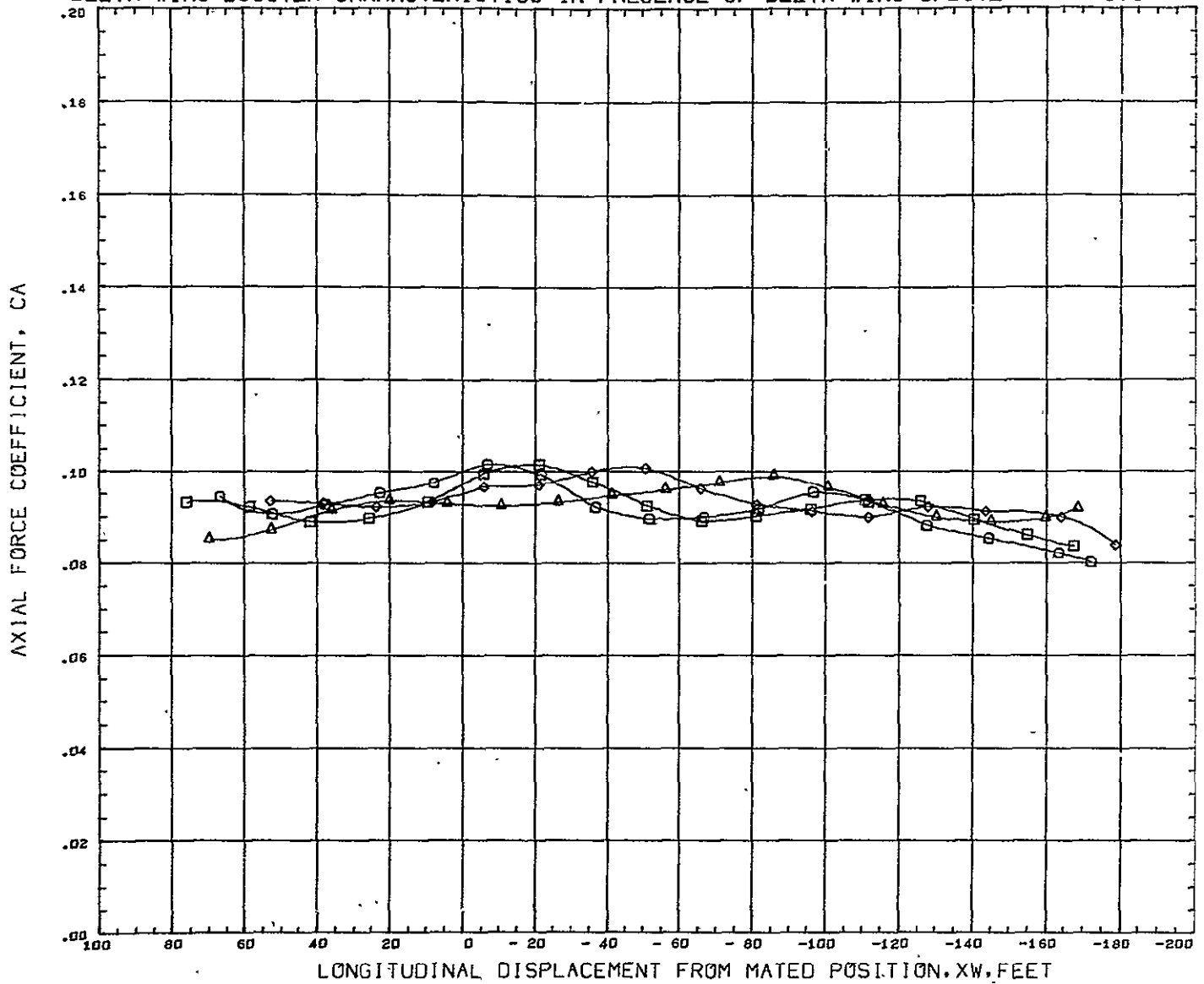
DELTA-WING BOOSTER CHARACTERISTICS IN PRESENCE OF DELTA-WING ORBITER AT M=1.6



SYMBOL	GAP Z	PARAMETRIC VALUES				REFERENCE INFORMATION		
		ALPHA0	ALPHAB	BETA	REFS	REFL	REFB	IN
□	4.380	5.000	0.000	0.000	12.6740	10.0380	1.4700	SQ IN
◇	13.380	1.600	0.000	0.000	6.4000	0.0000	0.8610	IN
◇	29.380	0.000			0.0000		0.0035	IN
△	54.380							IN

DATA HIST. CODE MV

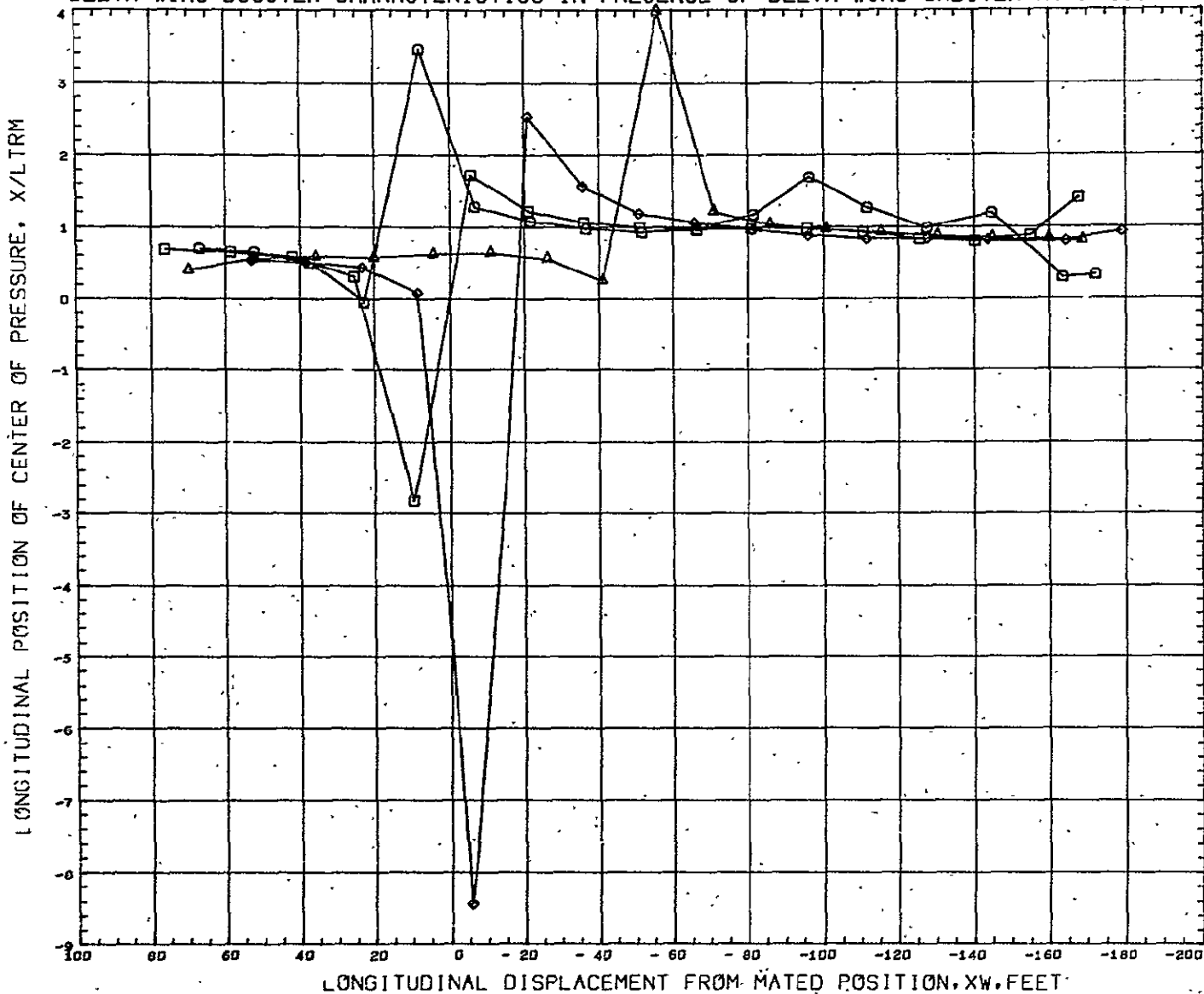
DELTA-WING BOOSTER CHARACTERISTICS IN PRESENCE OF DELTA-WING ORBITER AT M=1.6



SYMBOL	GAP Z	PARAMETRIC VALUES				REFERENCE INFORMATION		
		ALPHA0	ALPHA0	BETA	BETA	REFS	REFL	SCALE
□	4.380	5.000	5.000	0.000	0.000	12.6740	10.0580	0.0035
◇	13.380	1.600	1.600	0.000	0.000	1.4700	6.4000	0.8610
△	54.380	0.000	0.000	0.000	0.000	0.0000	0.8610	0.0035

DATA HIST. CODE HV

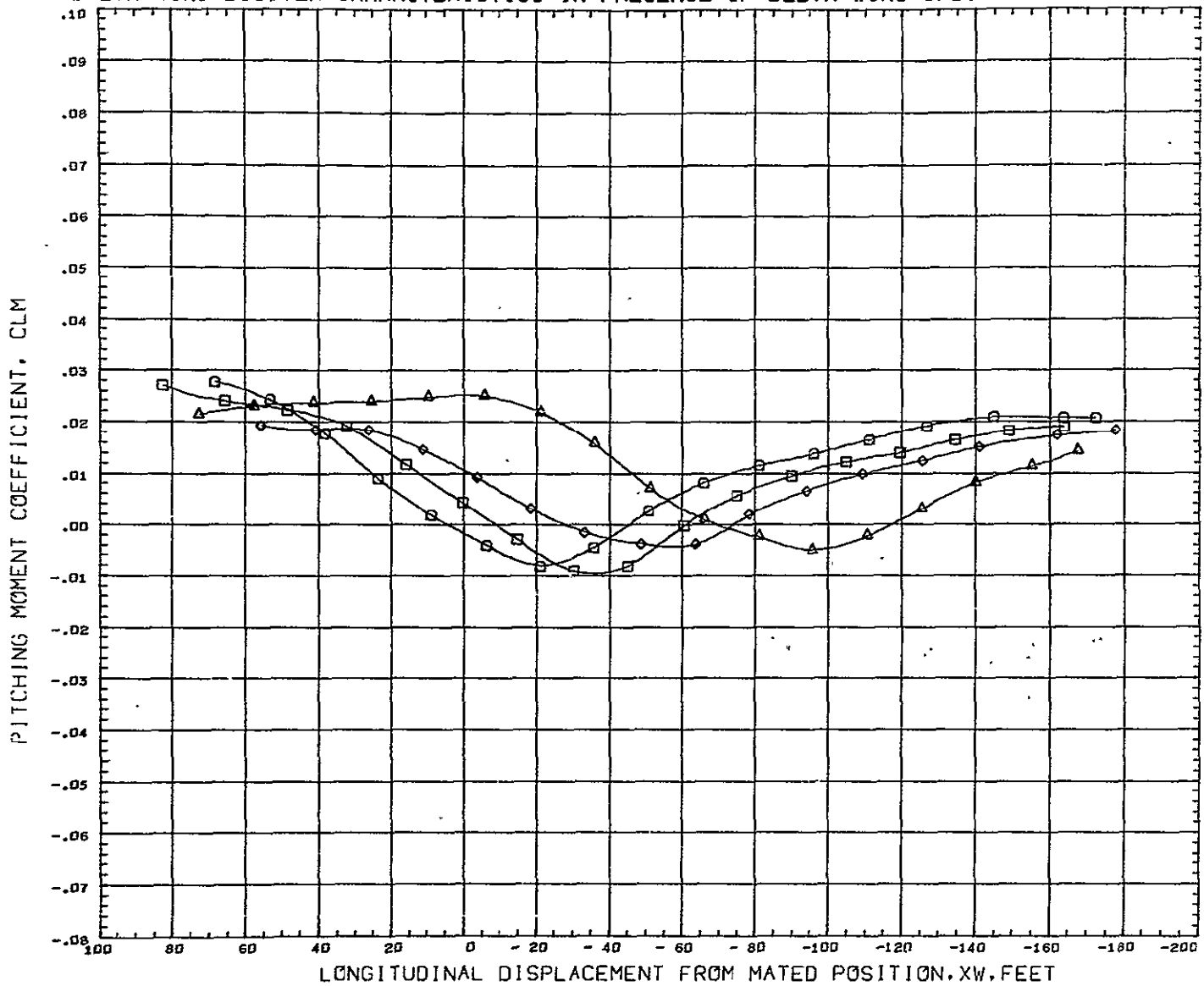
DELTA-WING BOOSTER CHARACTERISTICS IN PRESENCE OF DELTA-WING ORBITER AT M=1.6



SYMBOL	GAP Z	PARAMETRIC VALUES				REFERENCE INFORMATION		
		ALPHA0	ALPHAB	BETA	REFS	REFL	REFB	IN
□	4.380	5.000	0.000	0.000	12.6740	10.0380	1.4700	IN
◇	13.380	1.600	0.000	0.000	XMRP	6.4000	0.0000	IN
○	29.380	0.000			YMRP	0.8610	0.0035	IN
△	54.380				ZMRP			IN

DATA HIST. CODE H

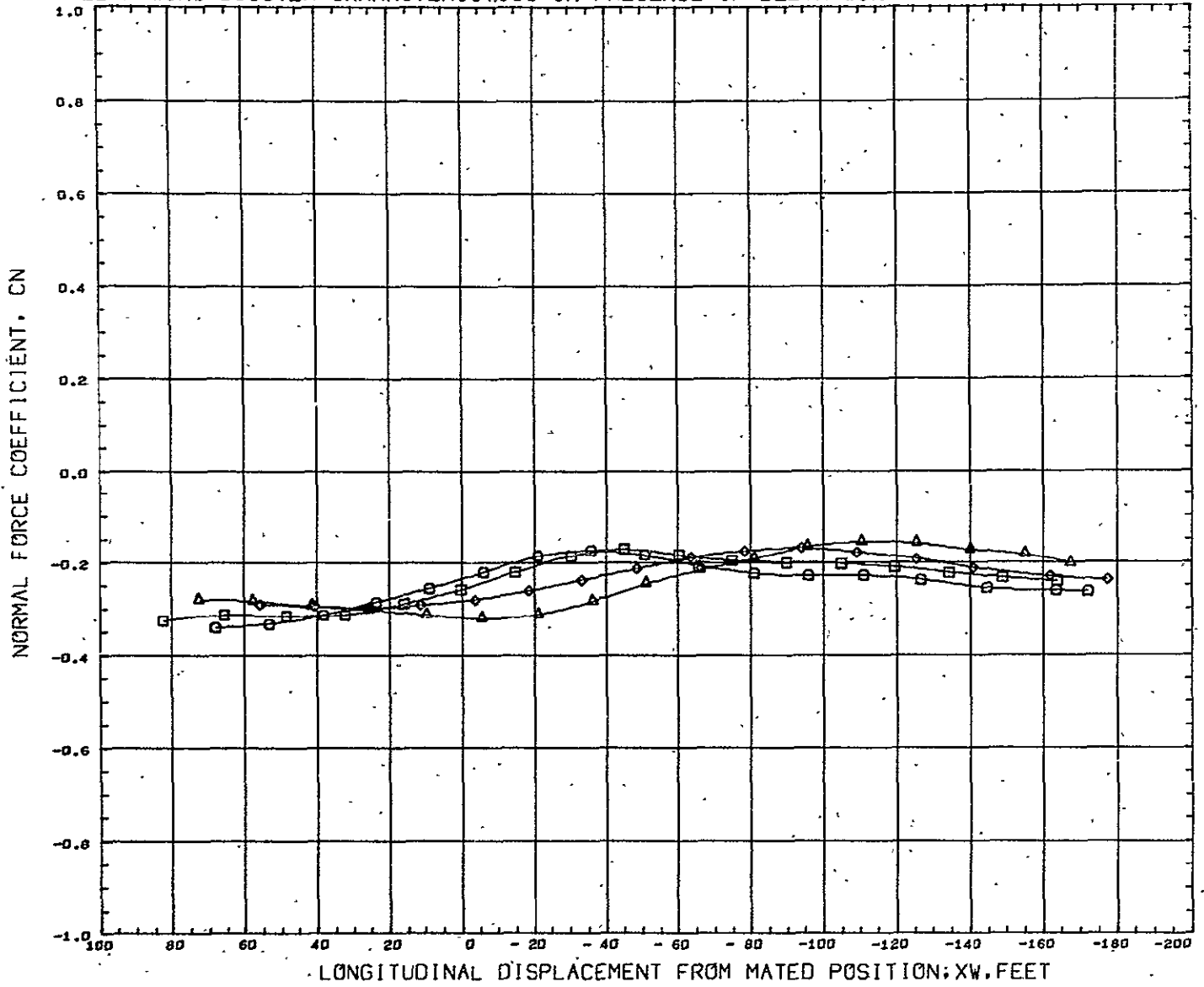
DELTA-WING BOOSTER CHARACTERISTICS IN PRESENCE OF DELTA-WING ORBITER AT M=1.6



SYMBOL	GAP Z	PARAMETRIC VALUES	REFERENCE INFORMATION
○	4.380	ALPHA0 5.000 ALPHA8 - 5.000	REFS 12.6740 SQ IN
□	13.380	MACH 1.600 BETA 0.000	REFL 10.0380 IN
◇	29.380	ELEV01 0.000	REFB 1.4700 IN
△	54.380		XMRP 6.4000 IN
			YMRP 0.0000 IN
			ZMRP 0.8610 IN
			SCALE 0.0035

DATA HIST. CODE 4V

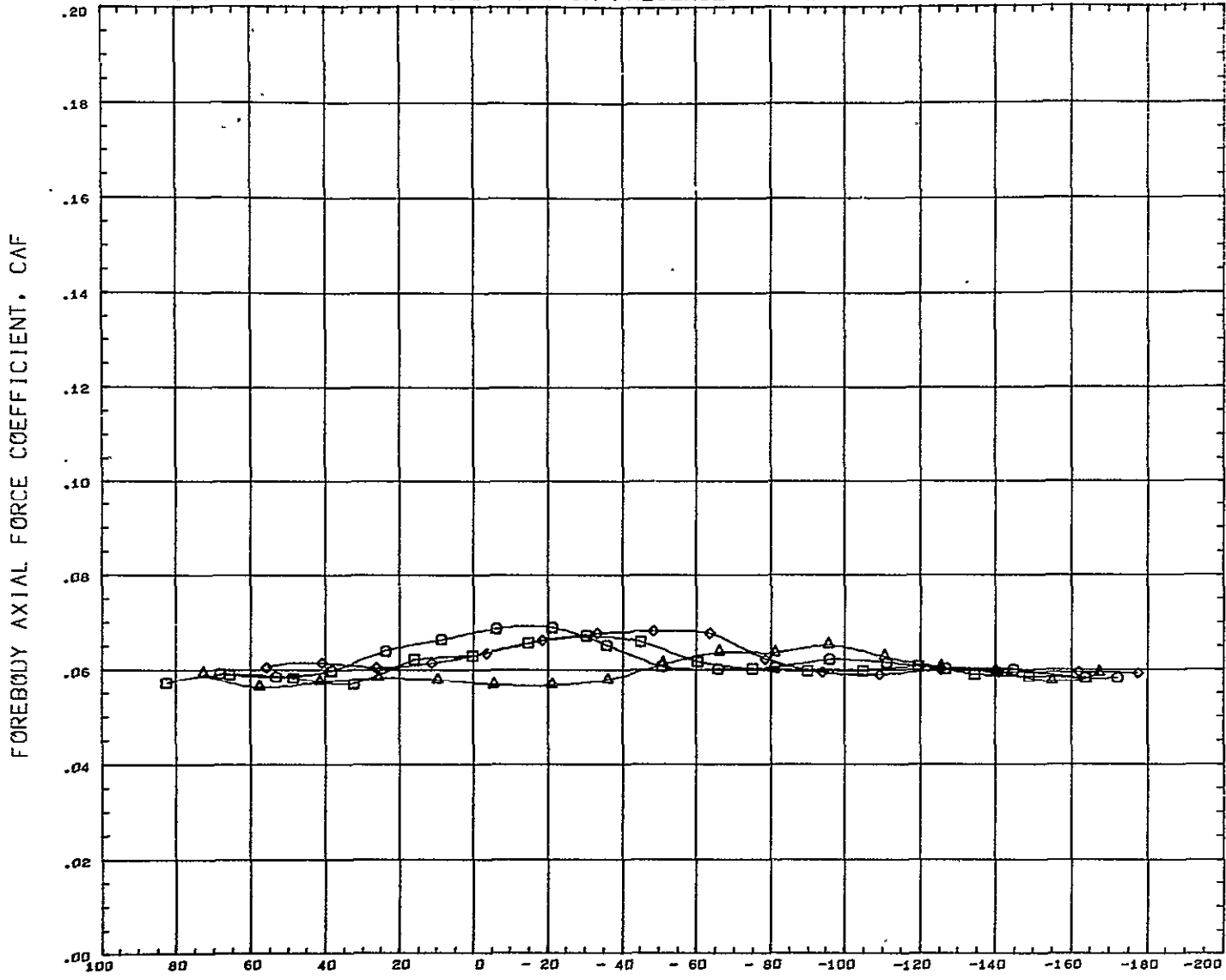
DELTA-WING BOOSTER CHARACTERISTICS IN PRESENCE OF DELTA-WING ORBITER AT M=1.6



PARAMETRIC VALUES		REFERENCE INFORMATION	
SYMBOL	GAP Z	REFS	12.6740 SQ IN
□	4.380	REFL	10.0380 IN
◇	13.380	REFB	1.4700 IN
○	29.380	XMRP	6.4000 IN
△	54.380	YMRP	0.0000 IN
		ZMRP	0.8610 IN
		SCALE	0.0035

DATA HIST. CODE NV

DELTA-WING BOOSTER CHARACTERISTICS IN PRESENCE OF DELTA-WING ORBITER AT M=1.6

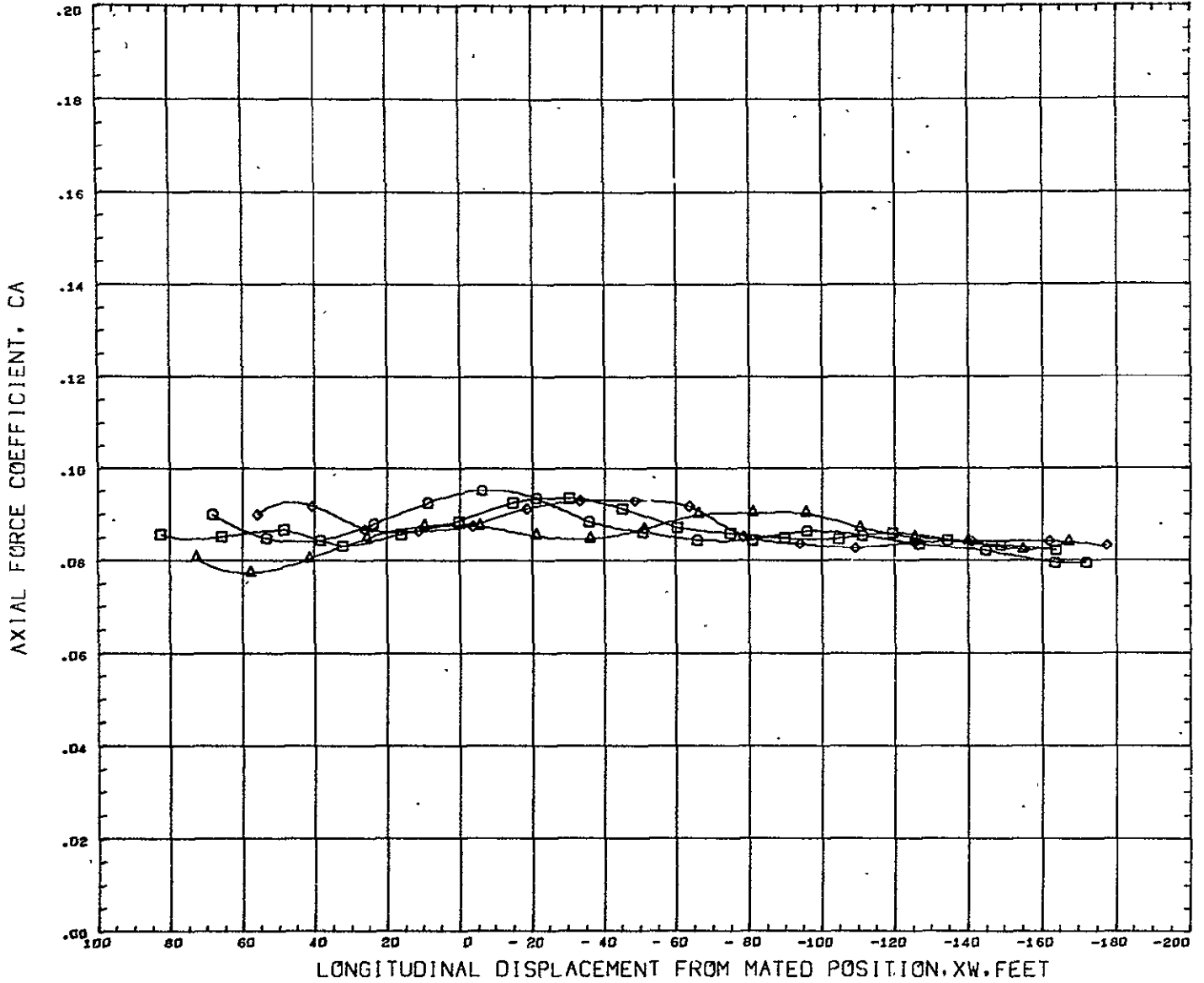


LONGITUDINAL DISPLACEMENT FROM MATED POSITION, XW, FEET

SYMBOL	GAP Z	PARAMETRIC VALUES				REFERENCE INFORMATION		
○	4.380	ALPHA0	5.000	ALPHA8	- 5.000	REFS	12.6740	50 IN
□	13.380	MACH	1.600	BETA	0.000	REFL	10.0380	IN
◇	29.380	ELEVON	0.000			REFB	1.4700	IN
△	54.380					XHRF	6.4000	IN
						YHRF	0.0000	IN
						ZHRF	0.8610	IN
						SCALE	0.0035	

DATA HIST. CODE HV

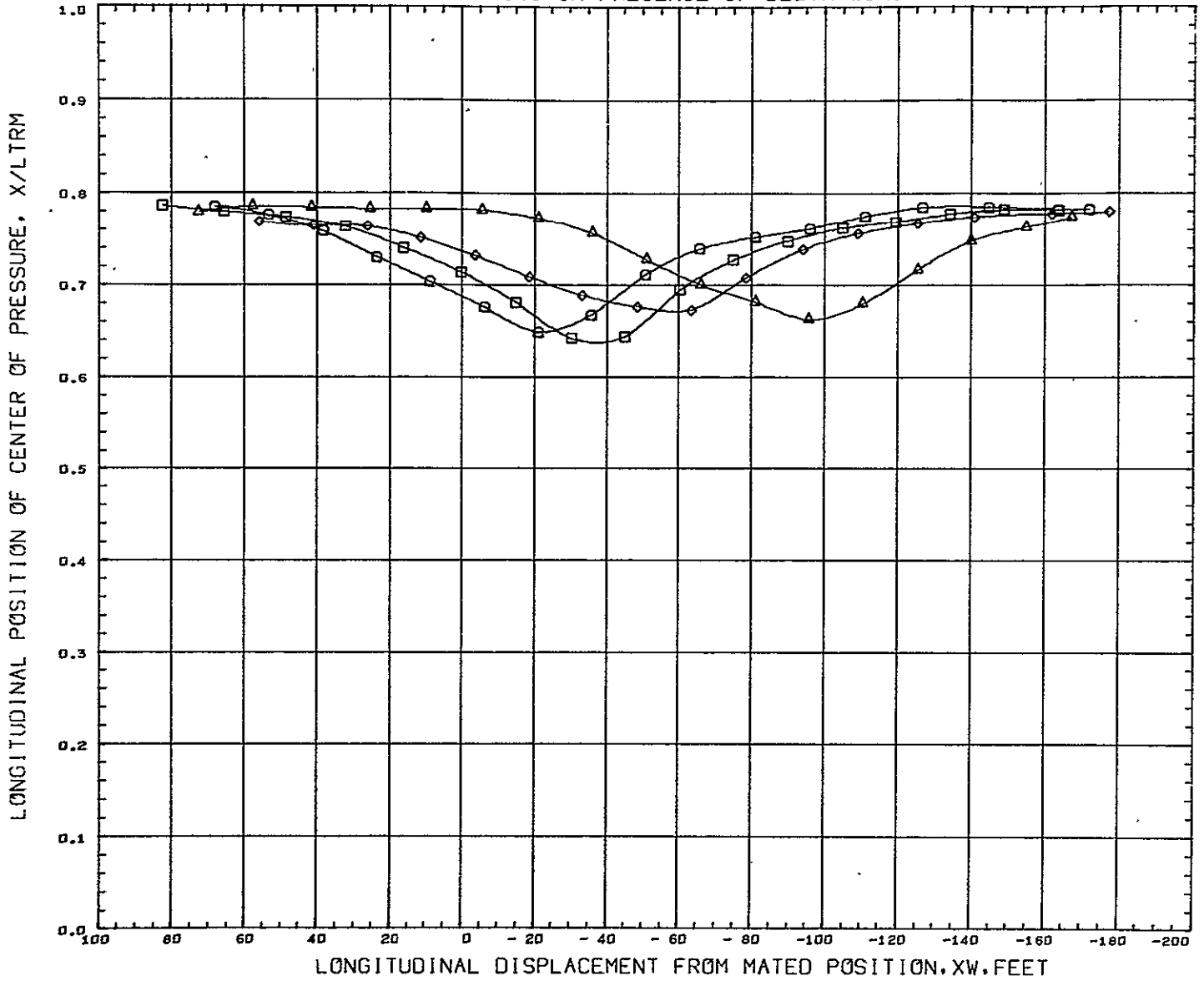
DELTA-WING BOOSTER CHARACTERISTICS IN PRESENCE OF DELTA-WING ORBITER AT M=1.6



SYMBOL	GAP Z	PARAMETRIC VALUES				REFERENCE INFORMATION							
		ALPHA0	PACH	ELEVON	ALPHAB	BETA	REFS	REFL	REFB	XMRP	YMRP	ZMRP	SCALE
○	4.380	5.000	1.600	0.000	-5.000	0.000	12.6740	10.0380	1.4700	6.4000	0.0000	0.8610	0.0035
□	13.380												
◇	29.380												
△	54.380												

DATA HIST. CODE HV

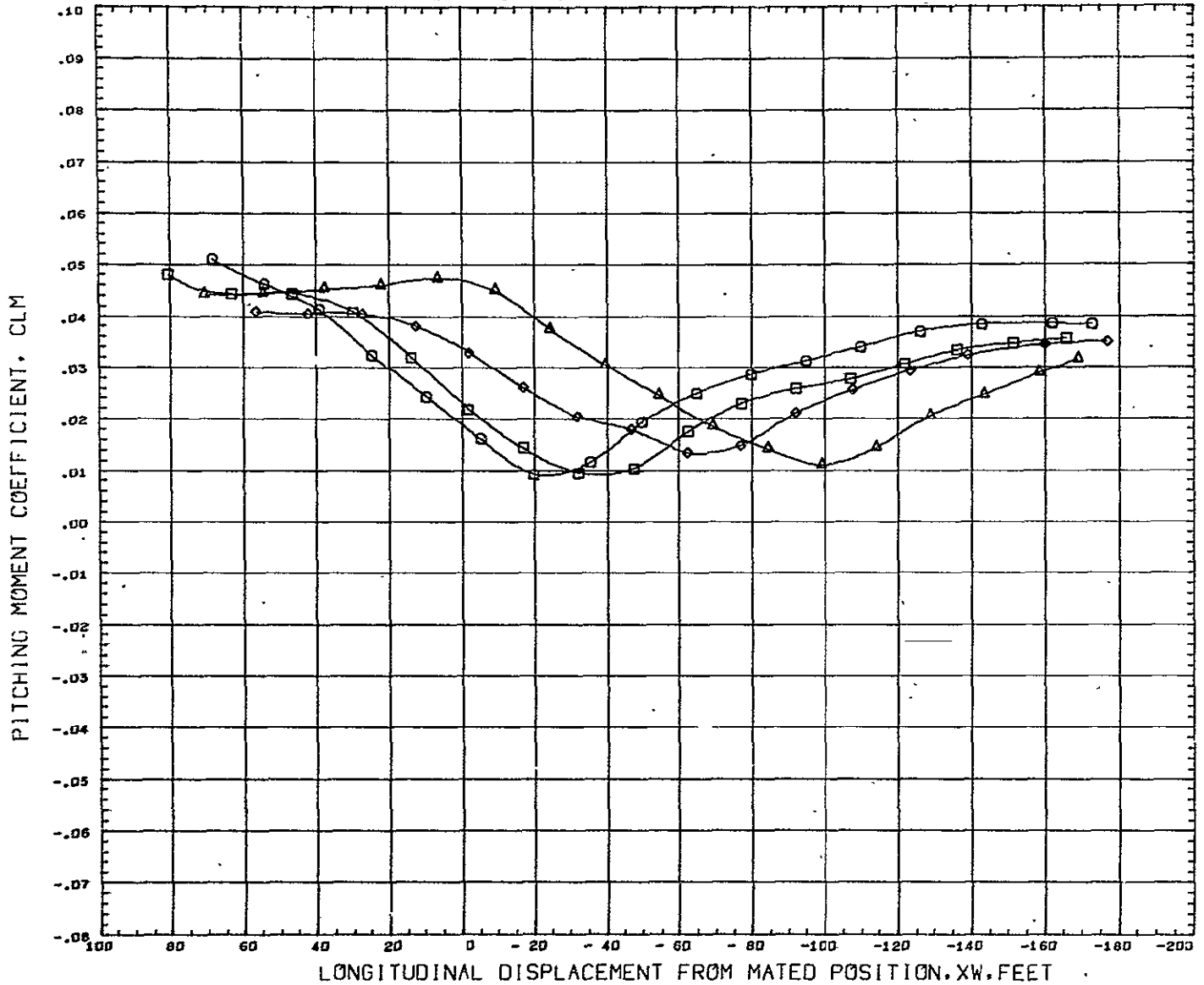
DELTA-WING BOOSTER CHARACTERISTICS IN PRESENCE OF DELTA-WING ORBITER AT M=1.6



SYMBOL	GAP Z	PARAMETRIC VALUES				REFERENCE INFORMATION	
○	4.380	ALPHA0	5.000	ALPHA8	- 5.000	REFS	12.6740 SQ IN
□	13.380	MACH	1.600	BETA	0.000	REFL	10.0380 IN
◇	29.380	ELEVON	0.000			REFB	1.4700 IN
△	54.380					XMRP	6.4000 IN
						YMRP	0.0000 IN
						ZMRP	0.8610 IN
						SCALE	0.0035

DATA HIST. CODE HV

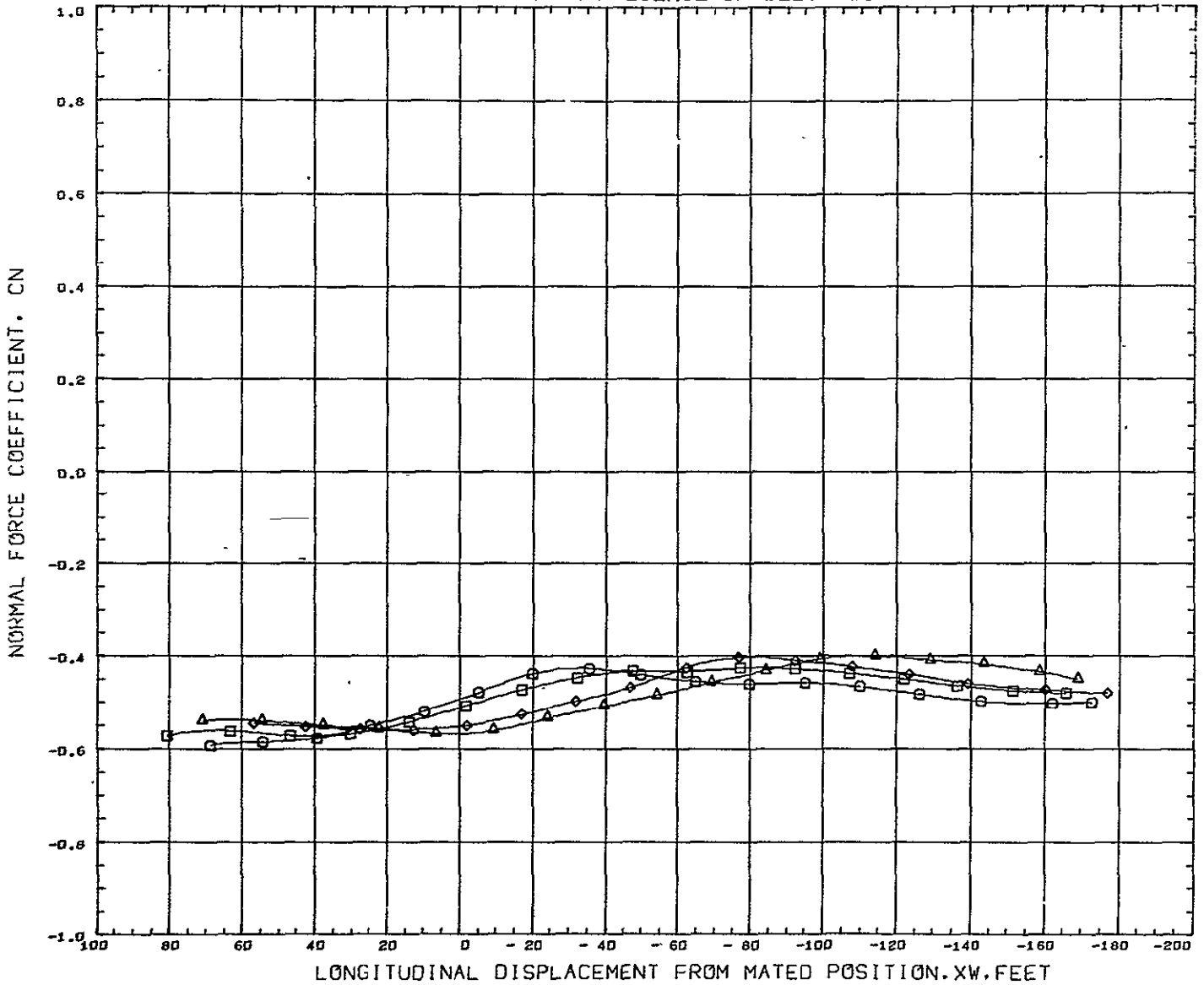
DELTA-WING BOOSTER CHARACTERISTICS IN PRESENCE OF DELTA-WING ORBITER AT M=1.6



SYMBOL	GAP Z	PARAMETRIC VALUES				REFERENCE INFORMATION		
○	4.380	ALPHA0	5.000	ALPHA8	-10.000	REFS	12.6740	SQ IN
□	13.380	MACH	1.600	BETA	0.000	REFL	10.0380	IN
◇	29.380	ELEVON	0.000			REFB	1.4700	IN
△	54.380					XMRP	6.4000	IN
						YMRP	0.0000	IN
						ZMRP	0.8610	IN
						SCALE	0.0035	

DATA HIST. CODE MV

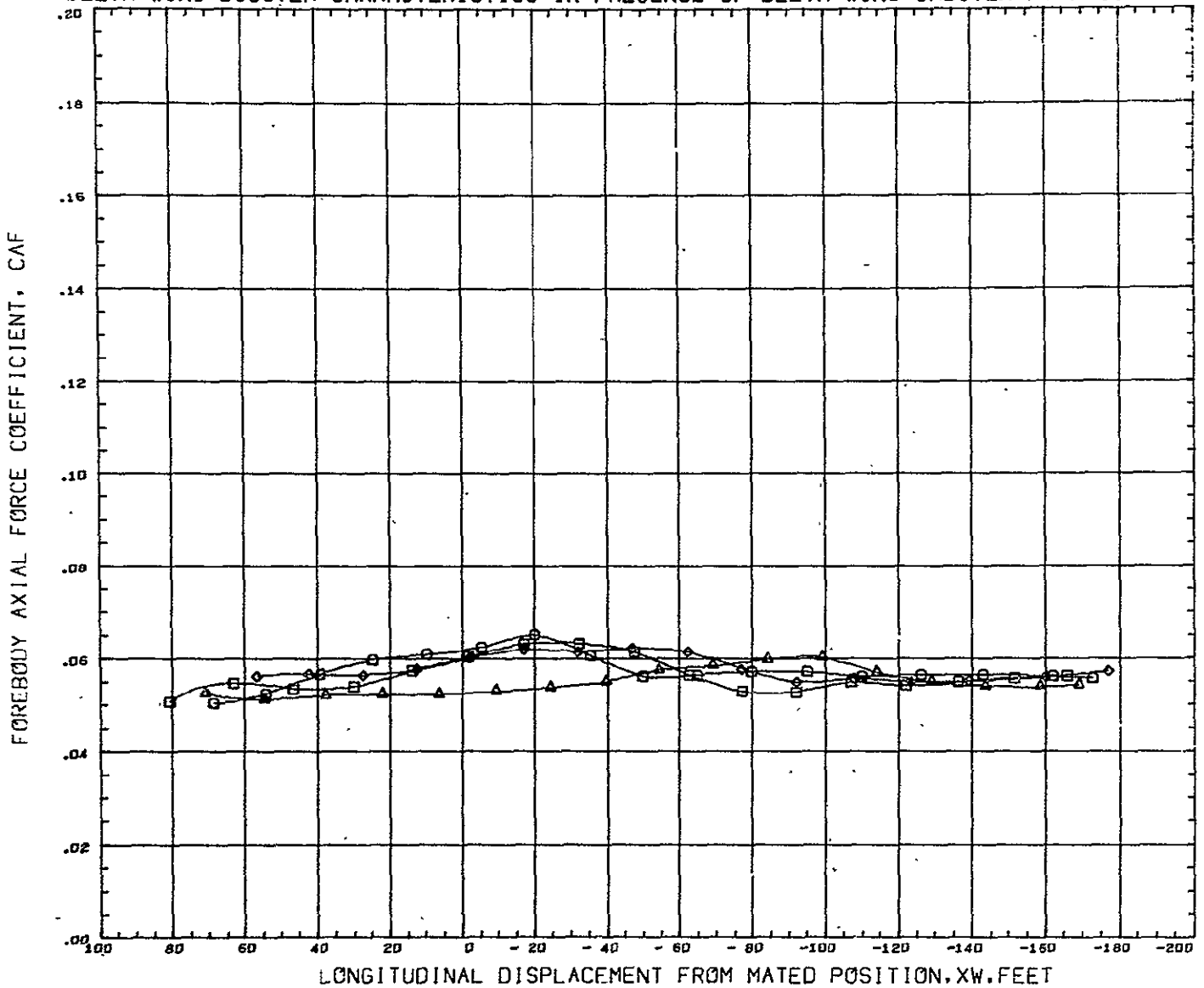
DELTA-WING BOOSTER CHARACTERISTICS IN PRESENCE OF DELTA-WING ORBITER AT M=1.6



SYMBOL	CAF Z	PARAMETRIC VALUES				REFERENCE INFORMATION		
○	4.380	ALPHA0	5.000	ALPHAB	-10.000	REFS	12.6740	SQ IN
□	13.380	MACH	1.600	BETA	0.000	REFL	10.0380	IN
◇	29.380	ELEVON	0.000			REFB	1.4700	IN
△	54.380					XMRP	6.4000	IN
						ZMRP	0.0000	IN
						ZMRP	0.8610	IN
						SCALE	0.0035	

DATA HIST. CODE HV

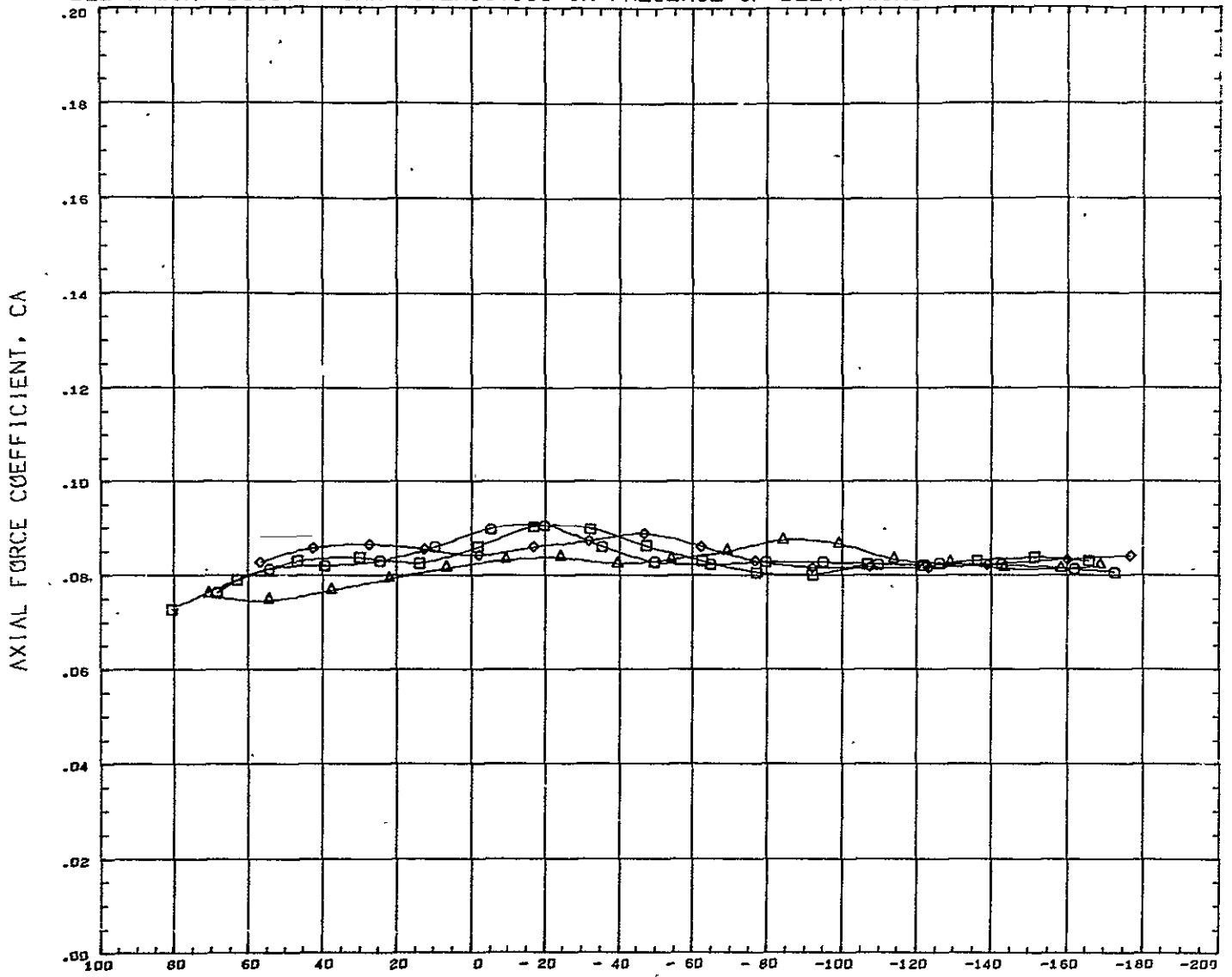
DELTA-WING BOOSTER CHARACTERISTICS IN PRESENCE OF DELTA-WING ORBITER AT M=1.6



SYMBOL	CAF Z	PARAMETRIC VALUES				REFERENCE INFORMATION		
□	4.380	ALPHA0	5.000	ALPHAB	-10.000	REFS	12.6740	SO IN
◇	13.380	MACH	1.600	BETA	0.000	REFL	10.0380	IN
◊	29.380	ELEVON	0.000			REFB	1.4700	IN
△	54.380					XNRF	6.4000	IN
						YMRP	0.0000	IN
						ZMRP	0.8610	IN
						SCALE	0.0035	

DATA HIST. CODE MV

DELTA-WING BOOSTER CHARACTERISTICS IN PRESENCE OF DELTA-WING ORBITER AT M=1.6

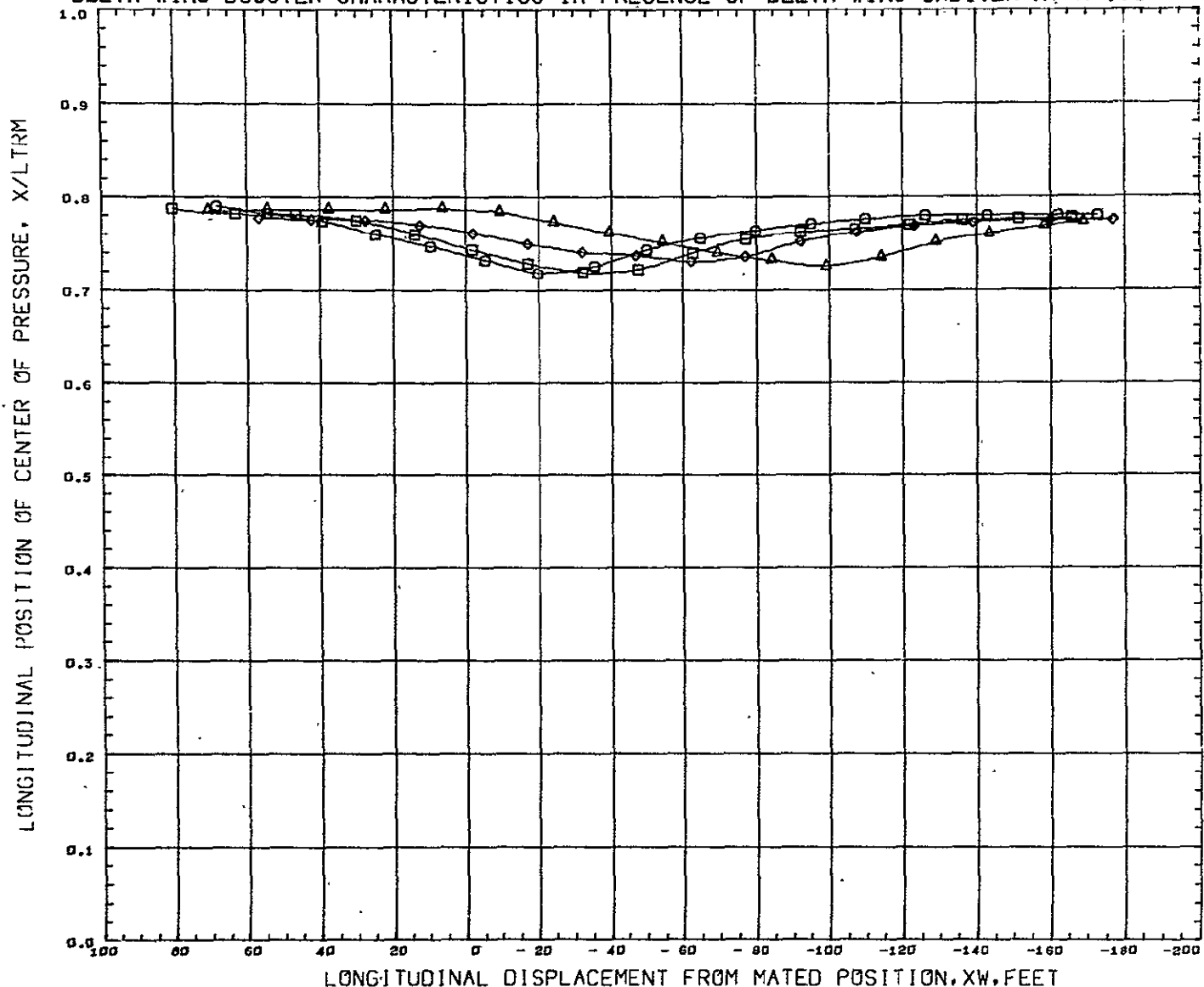


LONGITUDINAL DISPLACEMENT FROM MATED POSITION, XW, FEET

SYMBOL	GAP Z	PARAMETRIC VALUES				REFERENCE INFORMATION		
□	4.380	ALPHA0	5.000	ALPHA8	-10.000	REFS	12.6740	SQ IN
◇	13.380	MACH	1.600	BETA	0.000	REFL	10.0380	IN
○	29.380	ELEVON	0.000			REF8	1.4700	IN
△	54.380					XMRP	6.4000	IN
						YMRP	0.0000	IN
						ZMRP	0.8610	IN
						SCALE	0.0035	

DATA HIST. CODE MV

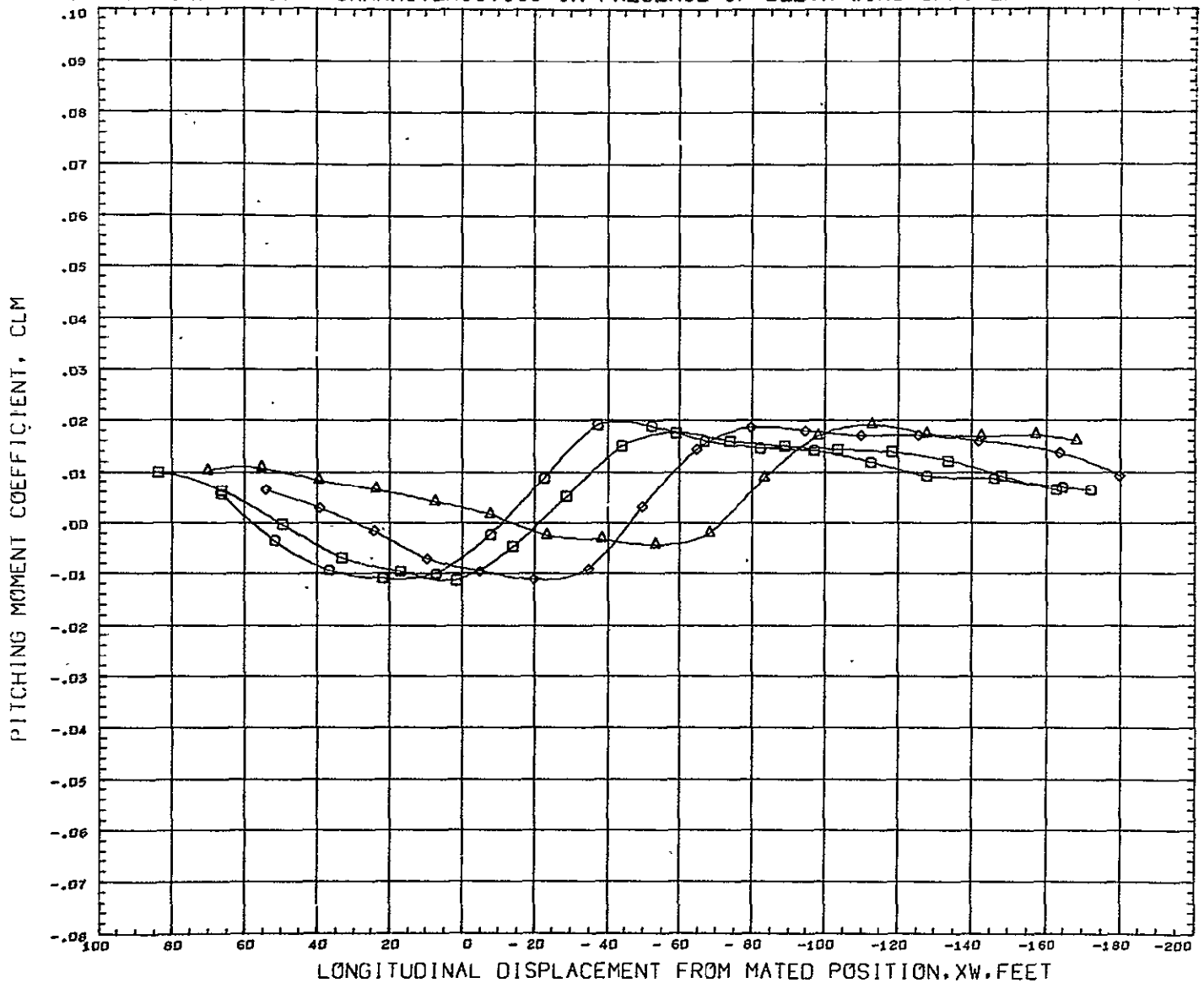
DELTA-WING BOOSTER CHARACTERISTICS IN PRESENCE OF DELTA-WING ORBITER AT M=1.6



SYMBOL	GAP Z	PARAMETRIC VALUES		REFERENCE INFORMATION					
□	2.380	ALPHA0	5.000	ALPHAB	-10.000	REFS	12.6740	SQ	IN
◇	13.380	MACH	1.600	BETA	0.000	REFL	10.0380	IN	
◇	29.380	ELEVON	0.000			REFB	1.4700	IN	
△	54.380					XMRP	6.4000	IN	
						YMRP	0.0000	IN	
						ZMRP	0.8610	IN	
						SCALE	0.0035		

DATA HIST. CODE HV

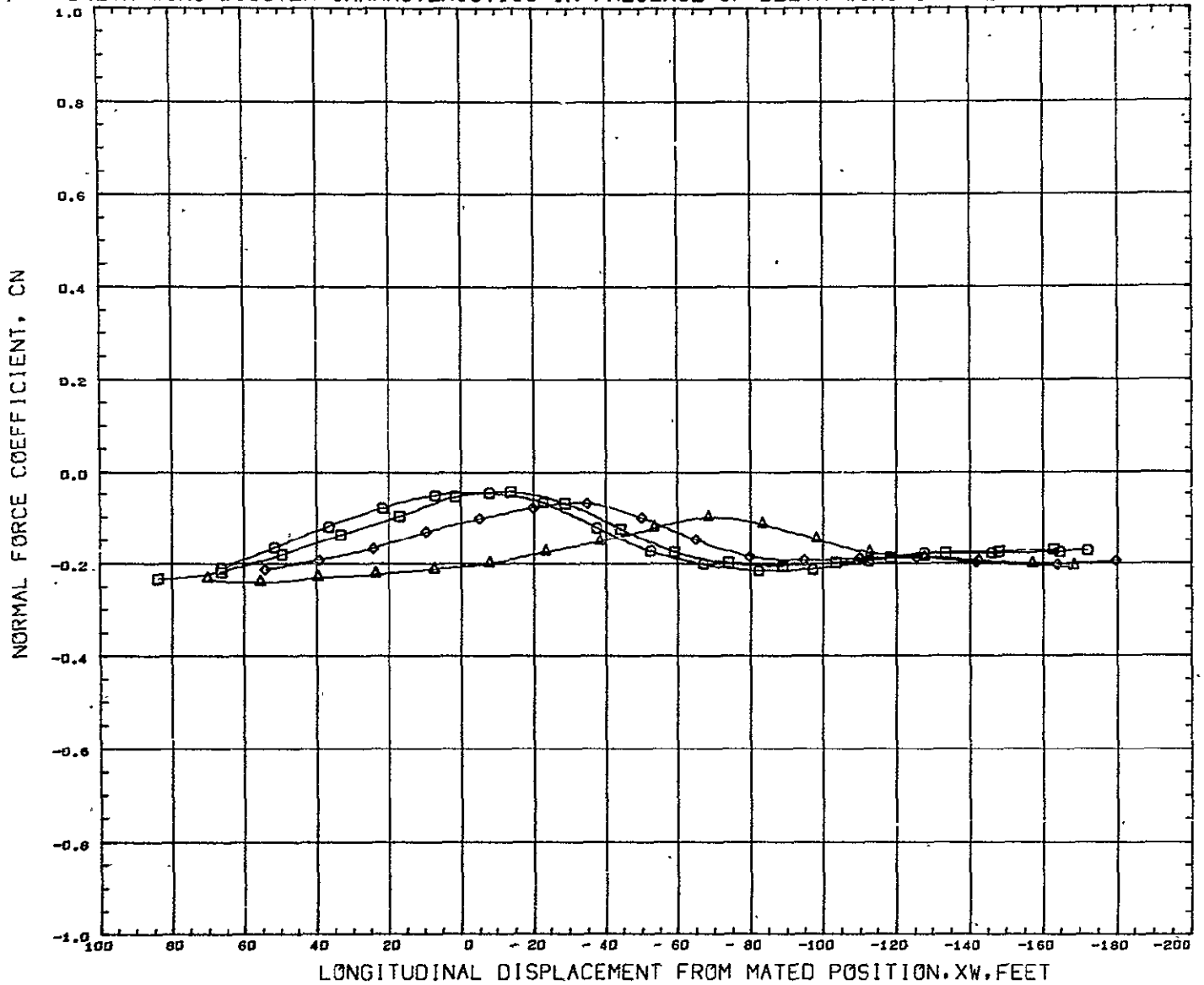
DELTA-WING BOOSTER CHARACTERISTICS IN PRESENCE OF DELTA-WING ORBITER AT M=1.6



SYMBOL	GAP Z	PARAMETRIC VALUES				REFERENCE INFORMATION		
		ALPHA0	ALPHAB	BETA	ELEVON	REFS	REFL	REFB
○	4.380	- 5.000	- 5.000	0.000	0.000	12.6740	10.0380	1.4700
□	13.380	1.600	0.000	0.000	0.000	6.4000	0.0000	0.8510
◇	29.380	0.000				0.0035		
△	54.380							

DATA HIST. CODE MV

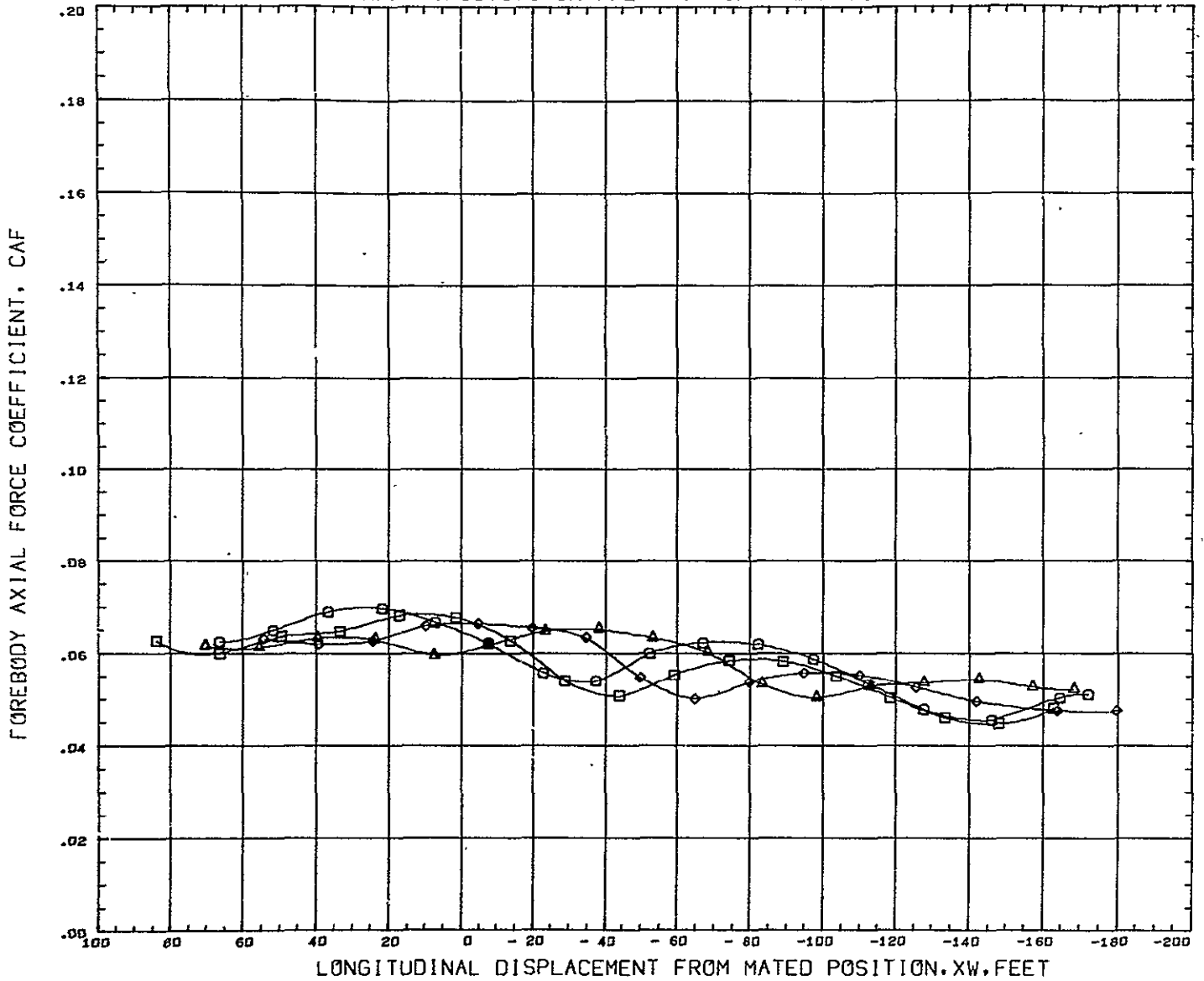
DELTA-WING BOOSTER CHARACTERISTICS IN PRESENCE OF DELTA-WING ORBITER AT M=1.6



SYMBOL	GAP Z	PARAMETRIC VALUES				REFERENCE INFORMATION		
		ALPHA0	MACH	ALPHAB	BETA	REFS	REFL	REFB
○	4.380	- 5.000	1.600	- 5.000	0.000	12.6740	10.0380	1.4700
□	13.380				0.000	6.4000	0.0000	0.8610
◇	29.380	ELEVON				0.0000	0.0000	0.0035
△	54.380							

DATA HIST. CODE MV

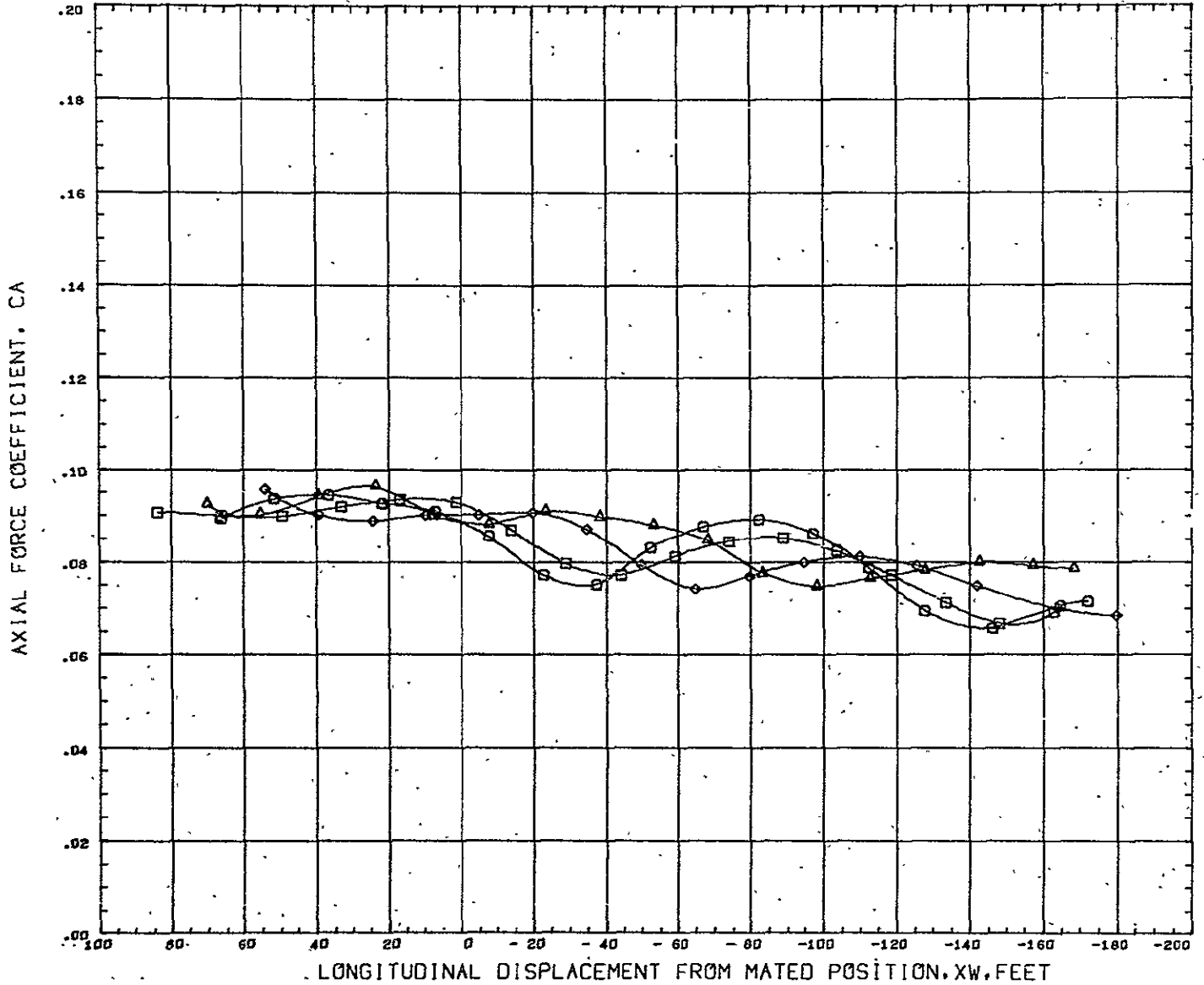
DELTA-WING BOOSTER CHARACTERISTICS IN PRESENCE OF DELTA-WING ORBITER AT M=1.6



SYMBOL	CAF Z	PARAMETRIC VALUES				REFERENCE INFORMATION		
		ALPHA0	ALPHAB	BETA	ELEVON	REFS	REFL	REFB
□	4.389	-5.000	-5.000	0.000	0.000	12.6740	10.0380	1.4700
◇	13.389					6.4000	0.0000	0.8610
○	29.389					0.0035		
△	54.389							

DATA HIST. CODE HV

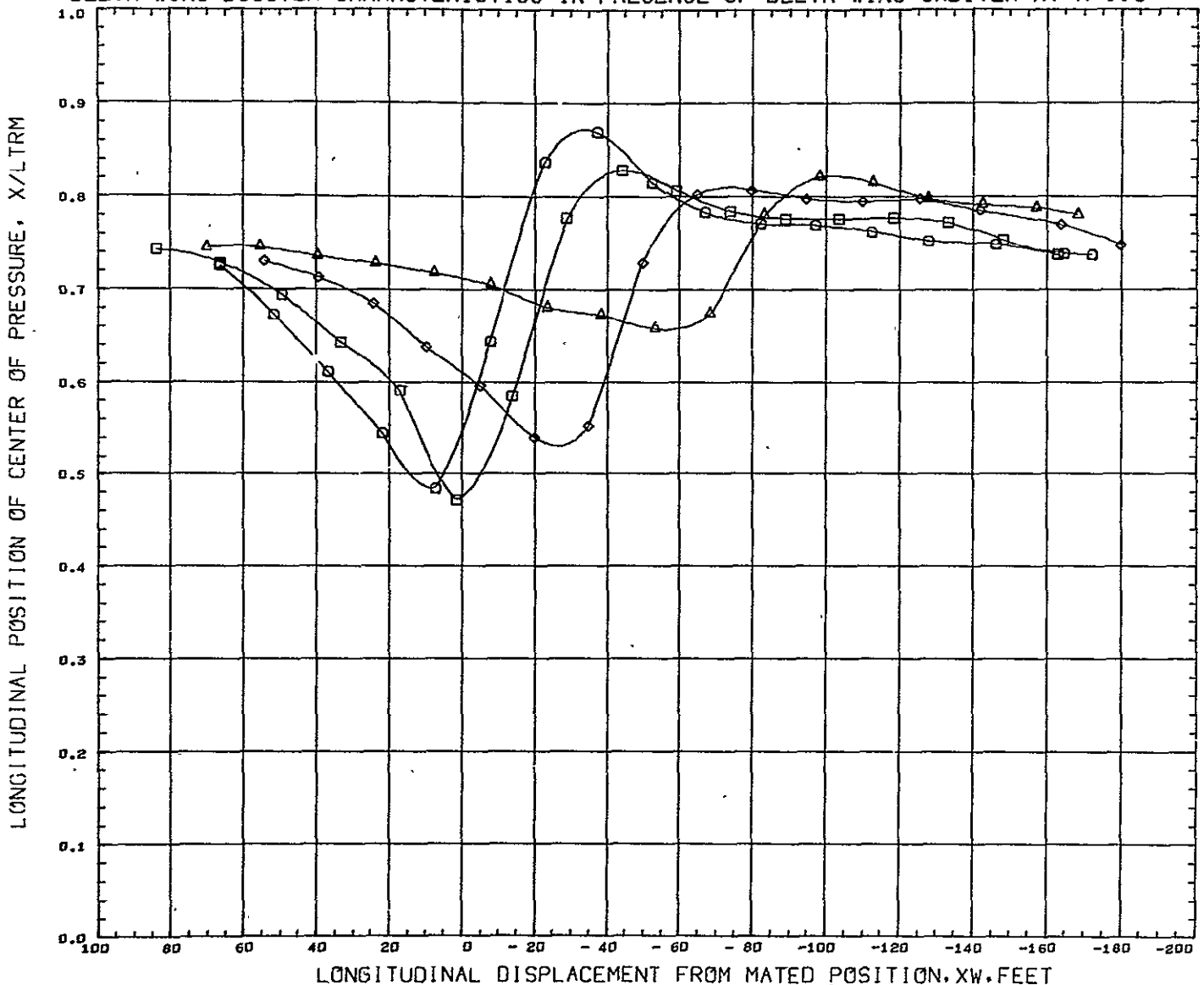
DELTA-WING BOOSTER CHARACTERISTICS IN PRESENCE OF DELTA-WING ORBITER AT M=1.6



SYMBOL	GAF 2	PARAMETRIC VALUES		REFERENCE INFORMATION				
○	4.380	ALPHA0	- 5.000	ALPHA0	- 5.000	REFS	12.6740	SQ IN
□	13.380	MACH	1.600	BETA	0.000	REFL	10.0380	IN
◇	29.380	ELEVON	0.000			REFB	1.4700	IN
△	54.380					XMRP	6.4000	IN
						YMRP	0.0000	IN
						ZMRP	0.8610	IN
						SCALE	0.0035	

DATA HIST. CODE HV

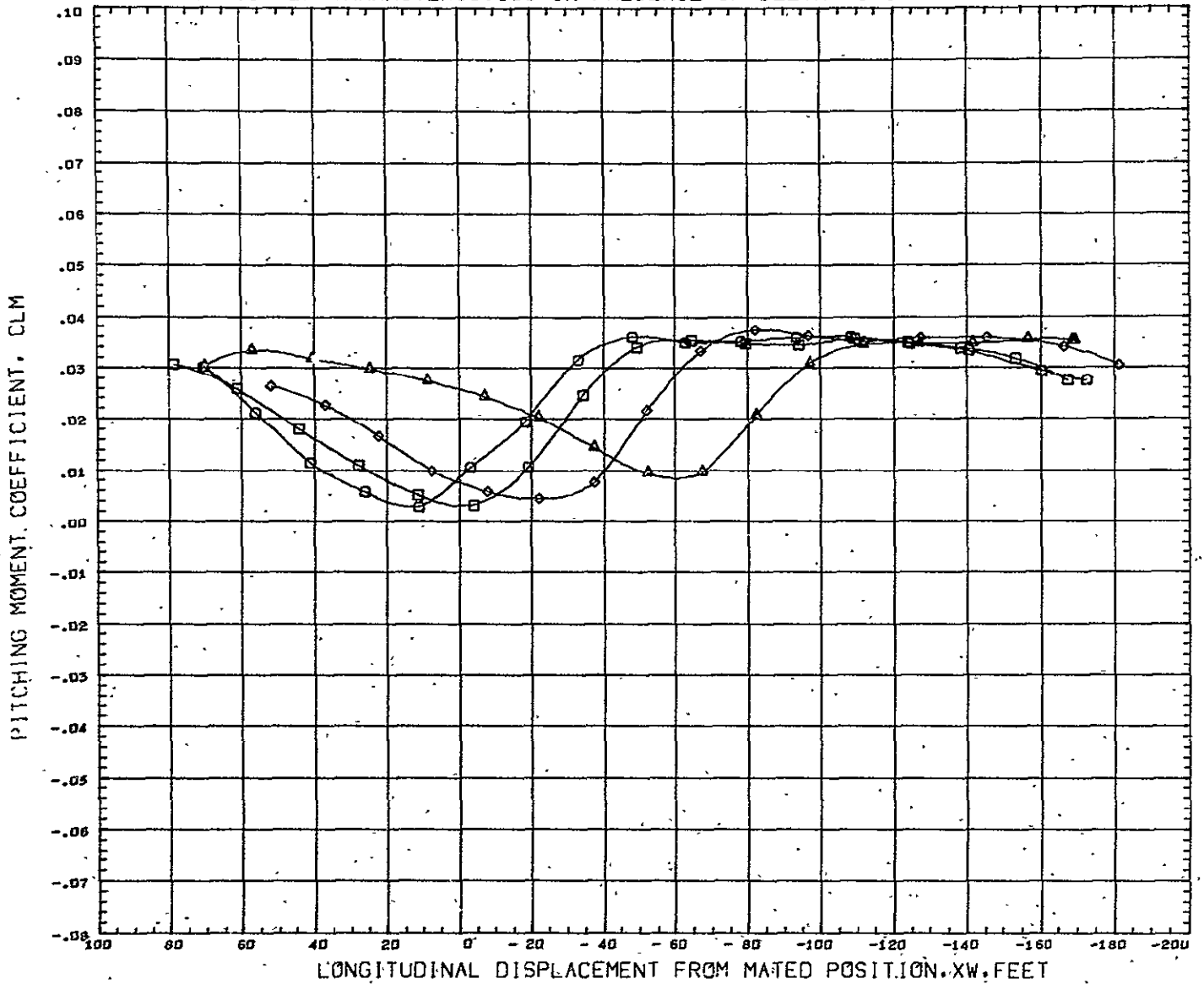
DELTA-WING BOOSTER CHARACTERISTICS IN PRESENCE OF DELTA-WING ORBITER AT M=1.6



SYMBOL	GAP Z	PARAMETRIC VALUES				REFERENCE INFORMATION		
○	4.380	ALPHA0	- 5.000	ALPHA8	- 5.000	REFS	12.6740	SQ IN
□	13.380	MACH	1.600	BETA	0.000	REFL	10.0380	IN
◇	29.380	ELEVON	0.000			REFB	1.4700	IN
△	54.380					YMRF	6.4000	IN
						ZMRF	-0.0000	IN
						ZMRF	0.8610	IN
						SCALE	0.0035	

DATA HIST. CODE MV

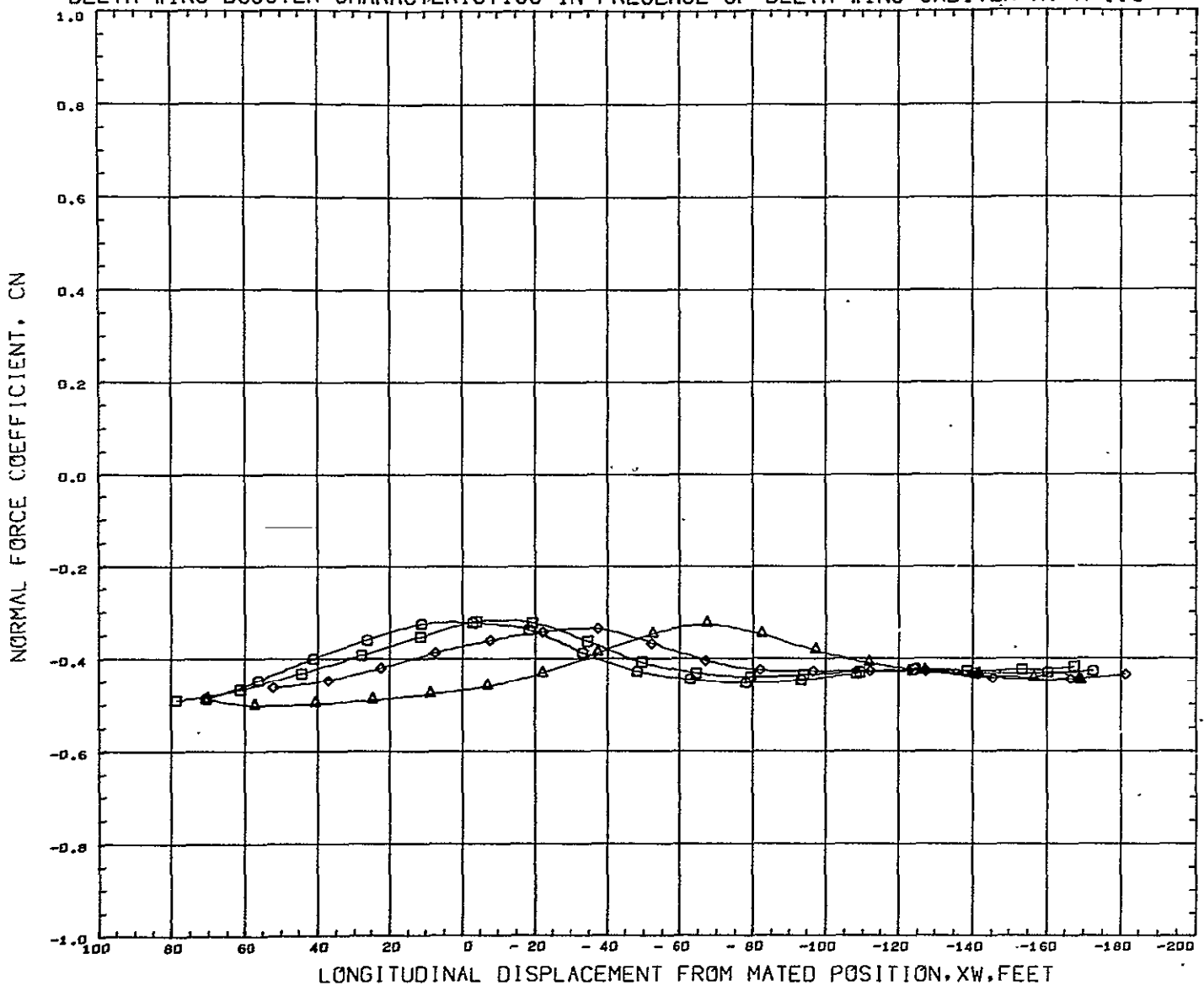
DELTA-WING BOOSTER CHARACTERISTICS IN PRESENCE OF DELTA-WING ORBITER AT M=1.6



SYMBOL	GAP Z	PARAMETRIC VALUES		REFERENCE INFORMATION				
○	4.380	ALPHA0	- 5.000	ALPHA8	- 10.000	REFS	12.6740	SG IN
□	13.380	MACH	1.600	BETA	0.000	REFL	10.0380	IN
◇	29.380	ELEVON	0.000			REFB	1.4700	IN
△	54.380					XNRF	6.4000	IN
						YHRF	0.0000	IN
						ZHRF	0.8610	IN
						SCALE	0.0035	

DATA HIST. CODE HV

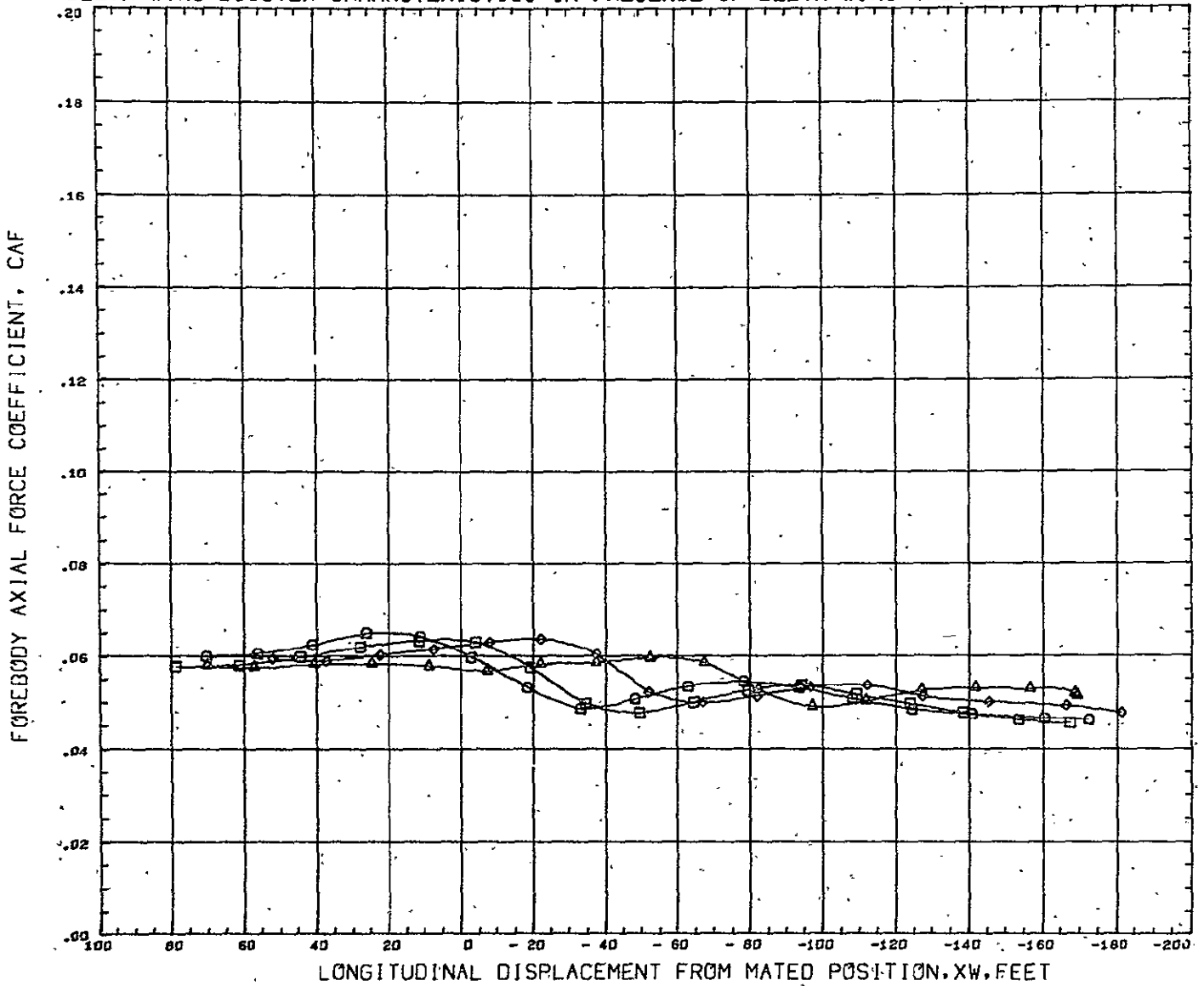
DELTA-WING BOOSTER CHARACTERISTICS IN PRESENCE OF DELTA-WING ORBITER AT M=1.6



SYMBOL	GAP Z	PARAMETRIC VALUES		REFERENCE INFORMATION				
□	4.380	ALPHA0	- 5.000	ALPHAB	- 10.000	REFS	12.6740	SQ IN
◇	13.380	MACH	1.600	BETA	0.000	REFL	10.0380	IN
○	29.380	ELEVON	0.000			REFB	1.4700	IN
△	54.380					XMRP	6.4000	IN
						YMRP	0.0000	IN
						ZMRP	0.8610	IN
						SCALE	0.0035	

DATA HIST. CODE MV

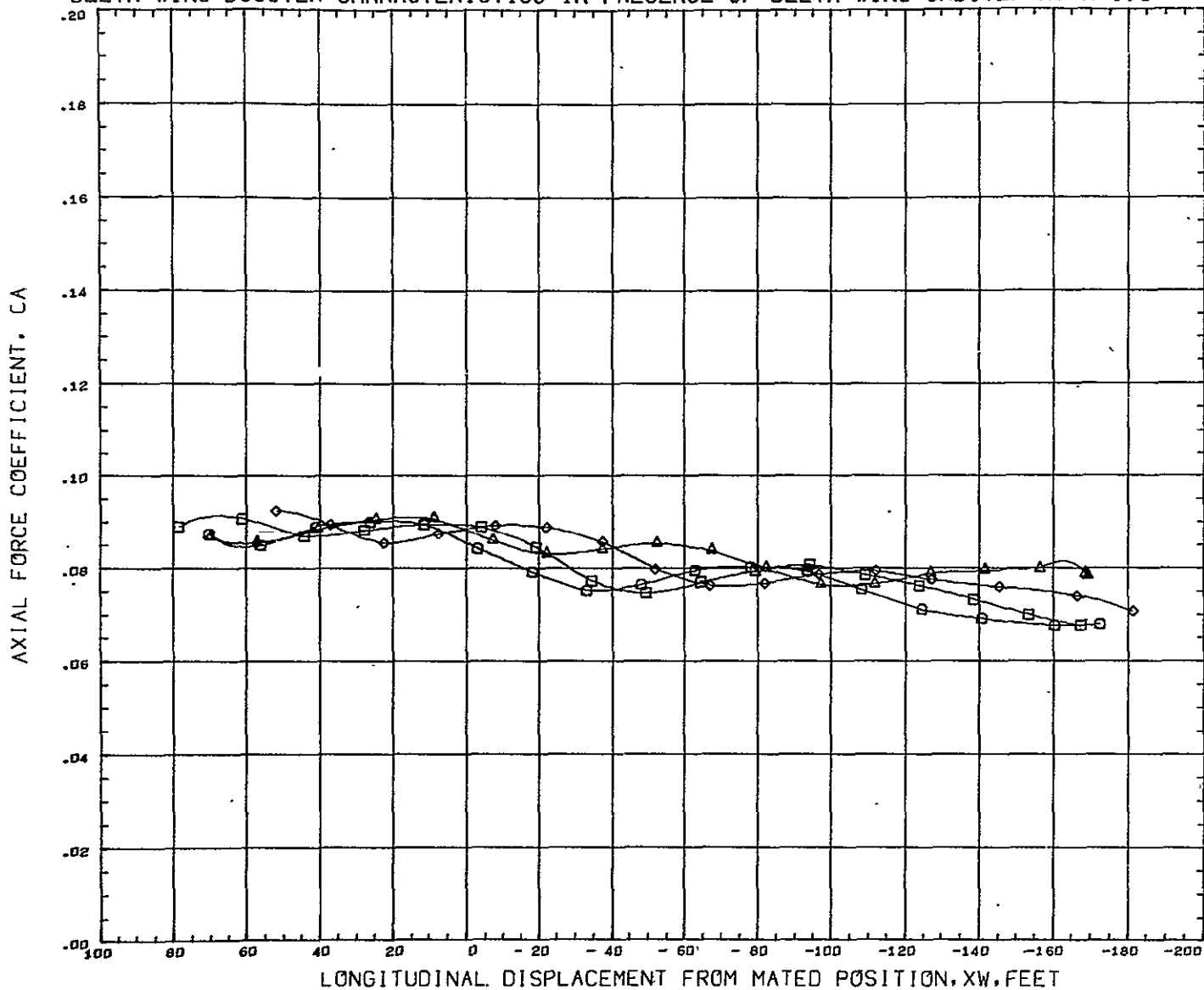
DELTA-WING BOOSTER CHARACTERISTICS IN PRESENCE OF DELTA-WING ORBITER AT M=1.6



SYMBOL	GAP Z	PARAMETRIC VALUES				REFERENCE INFORMATION		
		ALPHA0	ALPHA1	BETA	REFS	REFL	SCALE	
○	4.380	5.000	10.000	0.000	12.6740	10.0300	0.0035	
□	13.380	1.600	0.000	0.000	1.4700	6.4000	0.0000	
◇	29.380	0.000			0.8610	0.0000	0.0000	
△	54.380							

DATA HIST. CODE MV

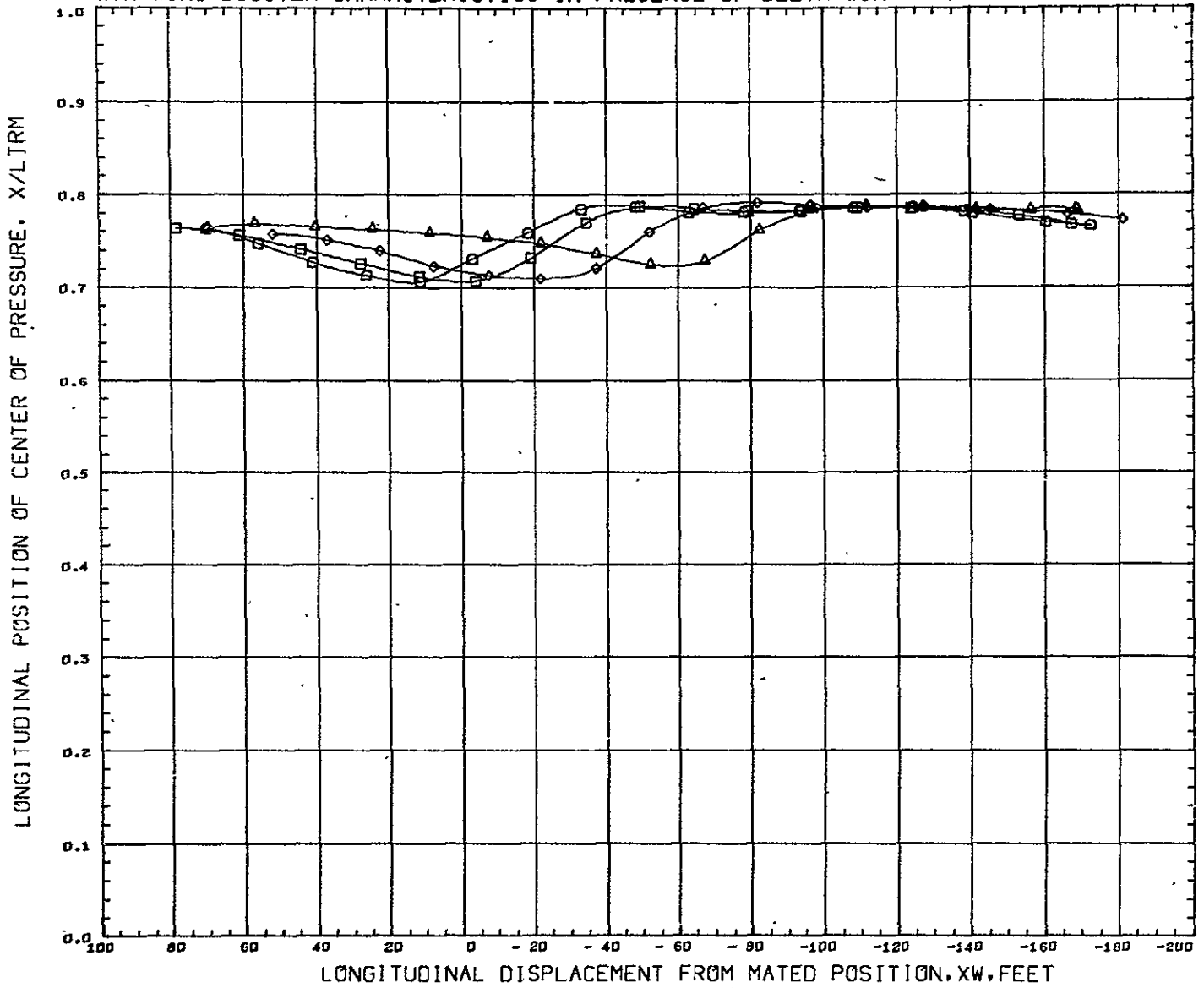
DELTA-WING BOOSTER CHARACTERISTICS IN PRESENCE OF DELTA-WING ORBITER AT M=1.6



SYMBOL	GAP Z	PARAMETRIC VALUES				REFERENCE INFORMATION		
		ALPHA0	ALPHAB	BETA	REFS	REFL	REFB	SQ IN
○	4.380	- 5.000	- 10.000		12.6740	10.0380	1.4700	IN
□	13.380	MACH 1.600	BETA 0.000		XMRP 6.4000	YMRP 0.0000	ZMRP 0.8610	IN
◇	29.380	ELEVON 0.000			SCALE 0.0035			IN
△	54.380							

DATA HIST. CODE HV

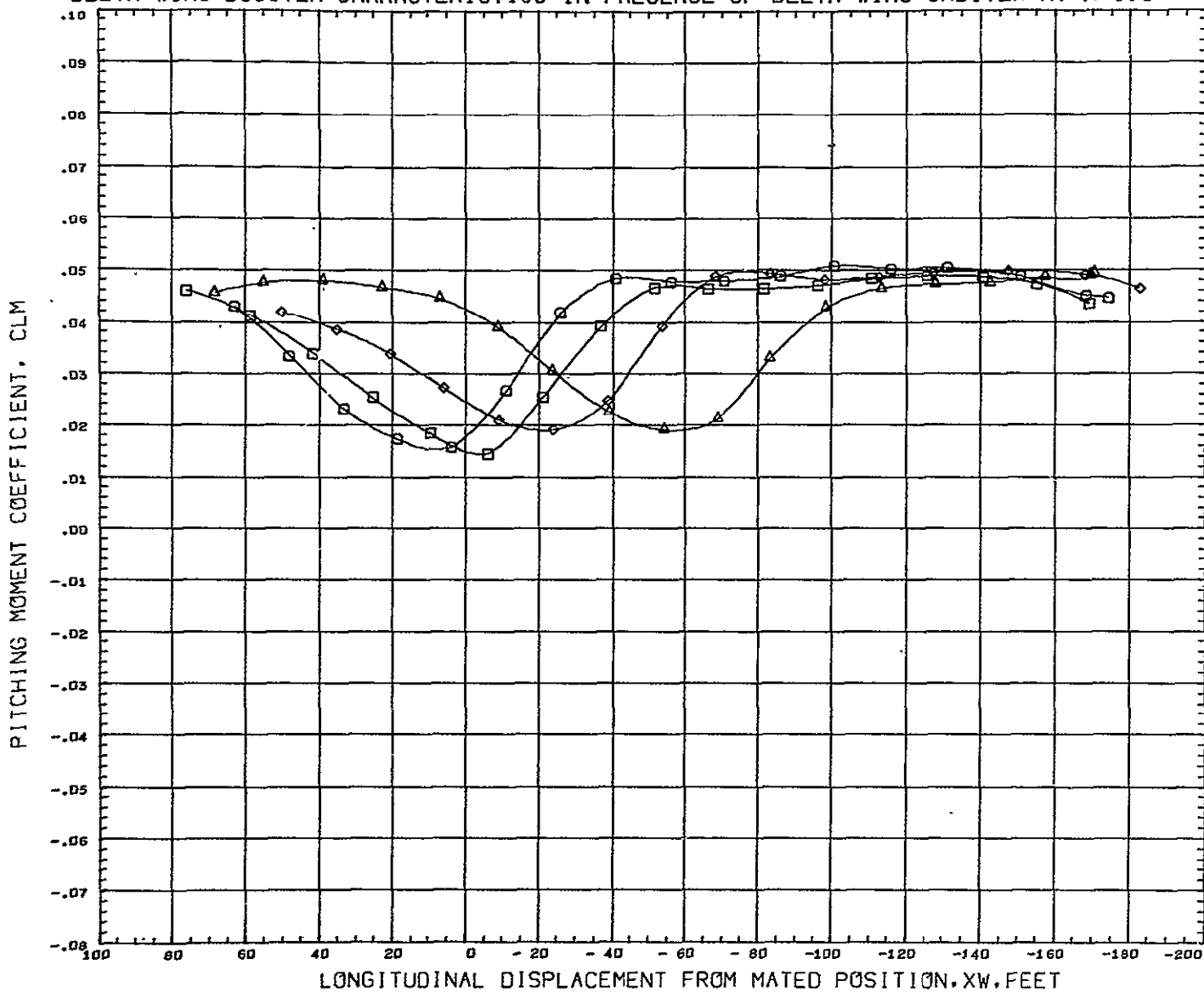
DELTA-WING BOOSTER CHARACTERISTICS IN PRESENCE OF DELTA-WING ORBITER AT M=1.6



SYMBOL	GAP Z	PARAMETRIC VALUES		REFERENCE INFORMATION				
○	4.380	ALPHA0	- 5.000	ALPHAB	- 10.000	REFS	12.6740	SQ IN
□	13.380	MACH	1.600	BETA	0.000	REFL	10.0580	IN
◇	29.380	ELEVON	0.000			REFB	1.4700	IN
△	54.380					XHRF	6.4000	IN
						YHRF	0.0000	IN
						ZHRF	0.8610	IN
						SCALE	0.0035	

DATA HIST. CODE HV

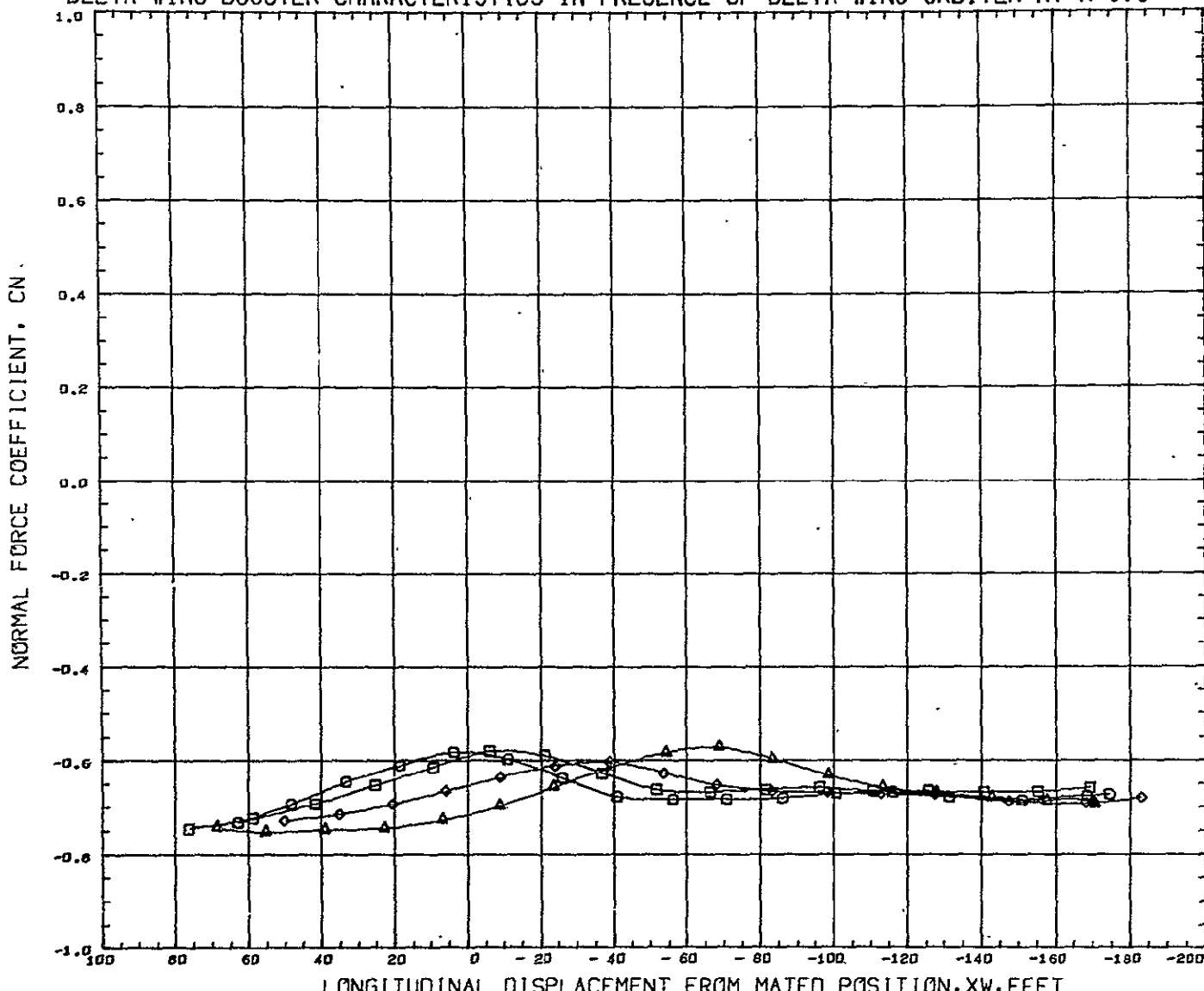
DELTA-WING BOOSTER CHARACTERISTICS IN PRESENCE OF DELTA-WING ORBITER AT M=1.6



SYMBOL	GAP Z	PARAMETRIC VALUES				REFERENCE INFORMATION		
□	4.380	ALPHA0	- 5.000	ALPHA B	- 15.000	REFS	12.6740	SQ IN
◇	13.380	MACH	1.600	BETA	0.000	REFL	10.0380	IN
△	29.380	ELEVON	0.000			REFB	1.4700	IN
○	54.380					XMRP	6.4000	IN
						YMRP	0.0000	IN
						ZMRP	0.8610	IN
						SCALE	0.0035	

DATA HIST. CODE HV

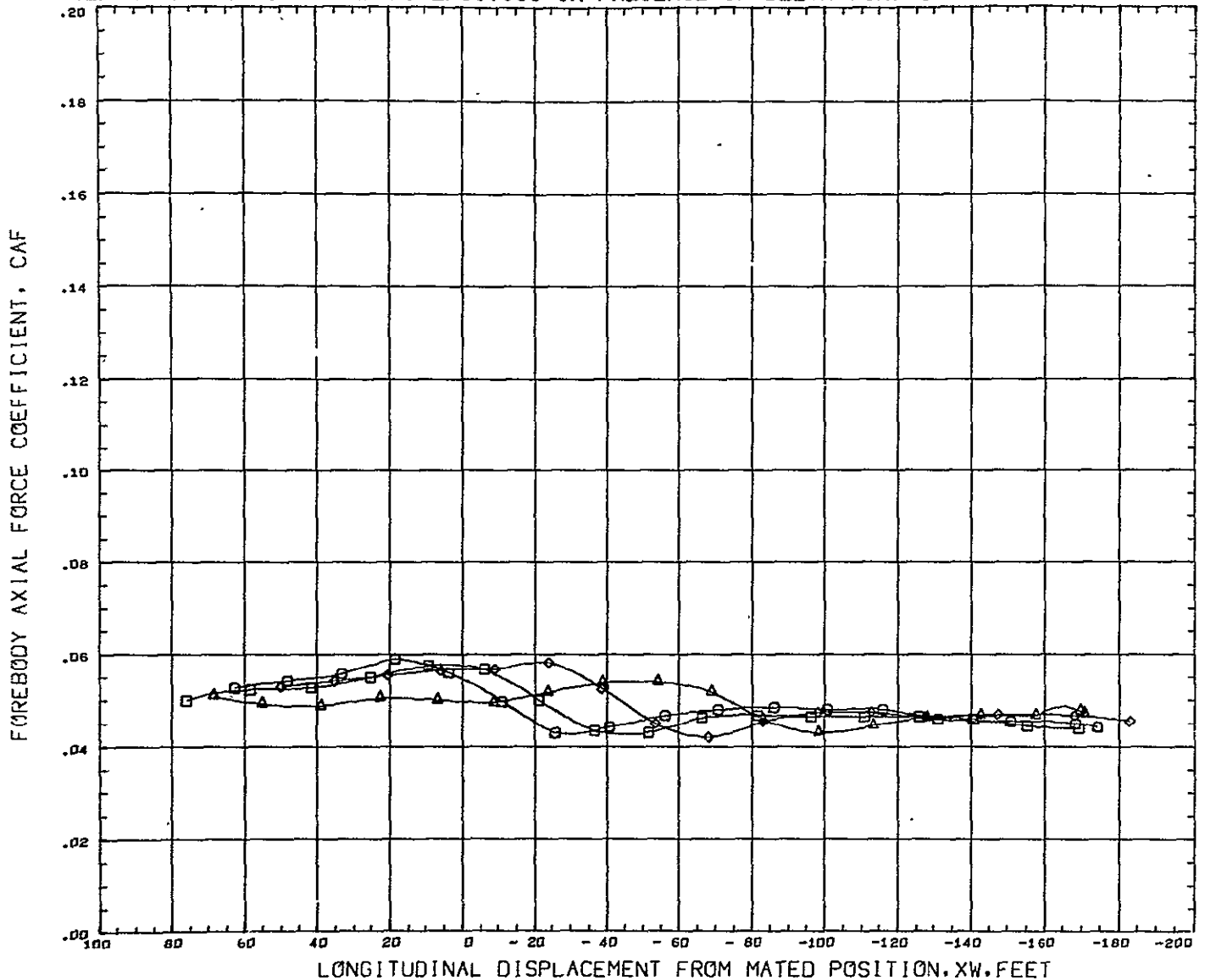
DELTA-WING BOOSTER CHARACTERISTICS IN PRESENCE OF DELTA-WING ORBITER AT M=1.6



SYMBOL	GAF Z	PARAMETRIC VALUES				REFERENCE INFORMATION		
□	4.380	ALPHA0	- 5.000	ALPHA8	- 15.000	REFS	12.6740	SQ IN
◇	13.380	MACH	1.600	BETA	0.000	REFL	10.0380	IN
○	29.380	ELEVON	0.000			REFB	1.4700	IN
△	54.380					XMRP	6.4000	IN
						YMRP	0.0000	IN
						ZMRP	0.8610	IN
						SCALE	0.0035	

DATA HIST. CODE MV

DELTA-WING BOOSTER CHARACTERISTICS IN PRESENCE OF DELTA-WING ORBITER AT M=1.6

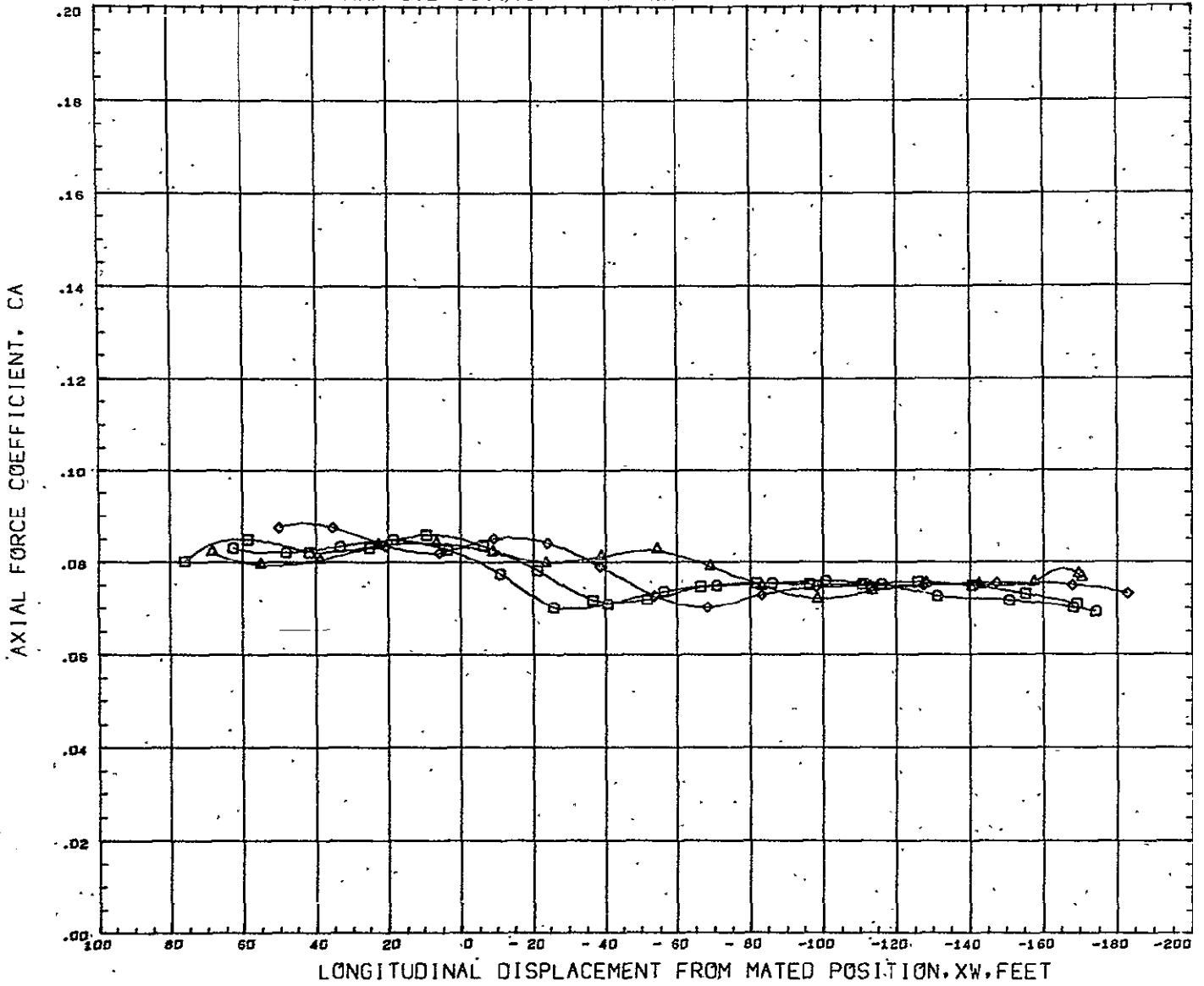


LONGITUDINAL DISPLACEMENT FROM MATED POSITION, XW, FEET

SYMBOL	CAF Z	PARAMETRIC VALUES				REFERENCE INFORMATION		
○	4.380	ALPHA0	- 5.000	ALPHA8	- 15.000	REFS	12.6740	SQ IN
□	13.380	MACH	1.600	BETA	0.000	REFL	10.0380	IN
◇	29.380	ELEVON	0.000			REFB	1.4700	IN
△	54.380					XMRP	6.4000	IN
						YMRP	0.0000	IN
						ZMRP	0.8610	IN
						SCALE	0.0035	

DATA HIST. CODE MV

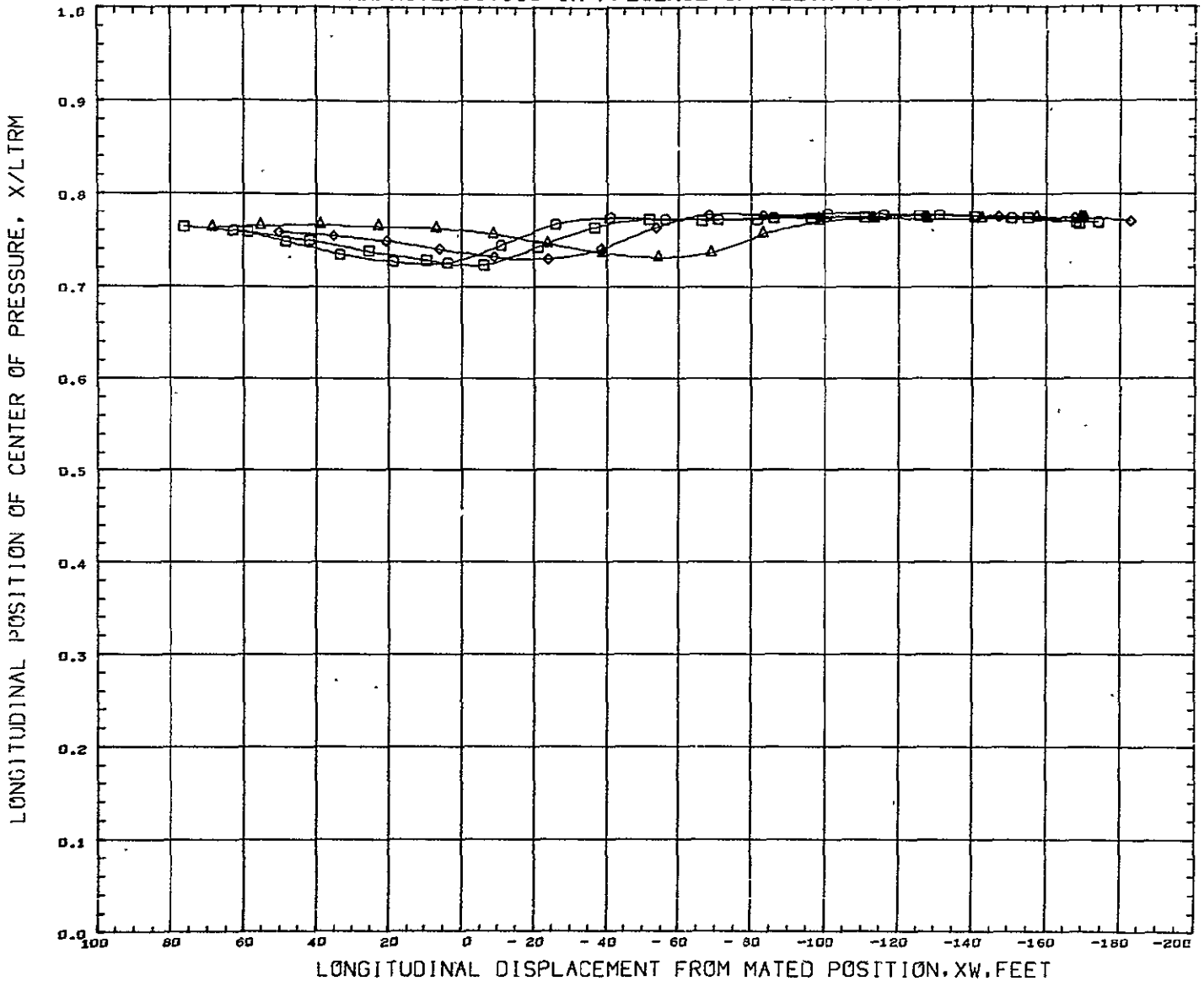
DELTA-WING BOOSTER CHARACTERISTICS IN PRESENCE OF DELTA-WING ORBITER AT M=1.6



SYMBOL	GAF Z	PARAMETRIC VALUES		REFERENCE INFORMATION				
□	4.380	ALPHA0	- 5.000	ALPHA0	- 15.000	REFS	12.6740	SQ IN
◇	13.380	MACH	1.600	BETA	0.000	REFL	10.0380	IN
◇	29.380	ELEVON	0.000			REFB	1.4700	IN
△	54.380					XMRP	6.4000	IN
						YMRP	0.0000	IN
						ZMRP	0.8610	IN
						SCALE	0.0035	

DATA HIST. CODE HV

DELTA-WING BOOSTER CHARACTERISTICS IN PRESENCE OF DELTA-WING ORBITER AT M=1.6

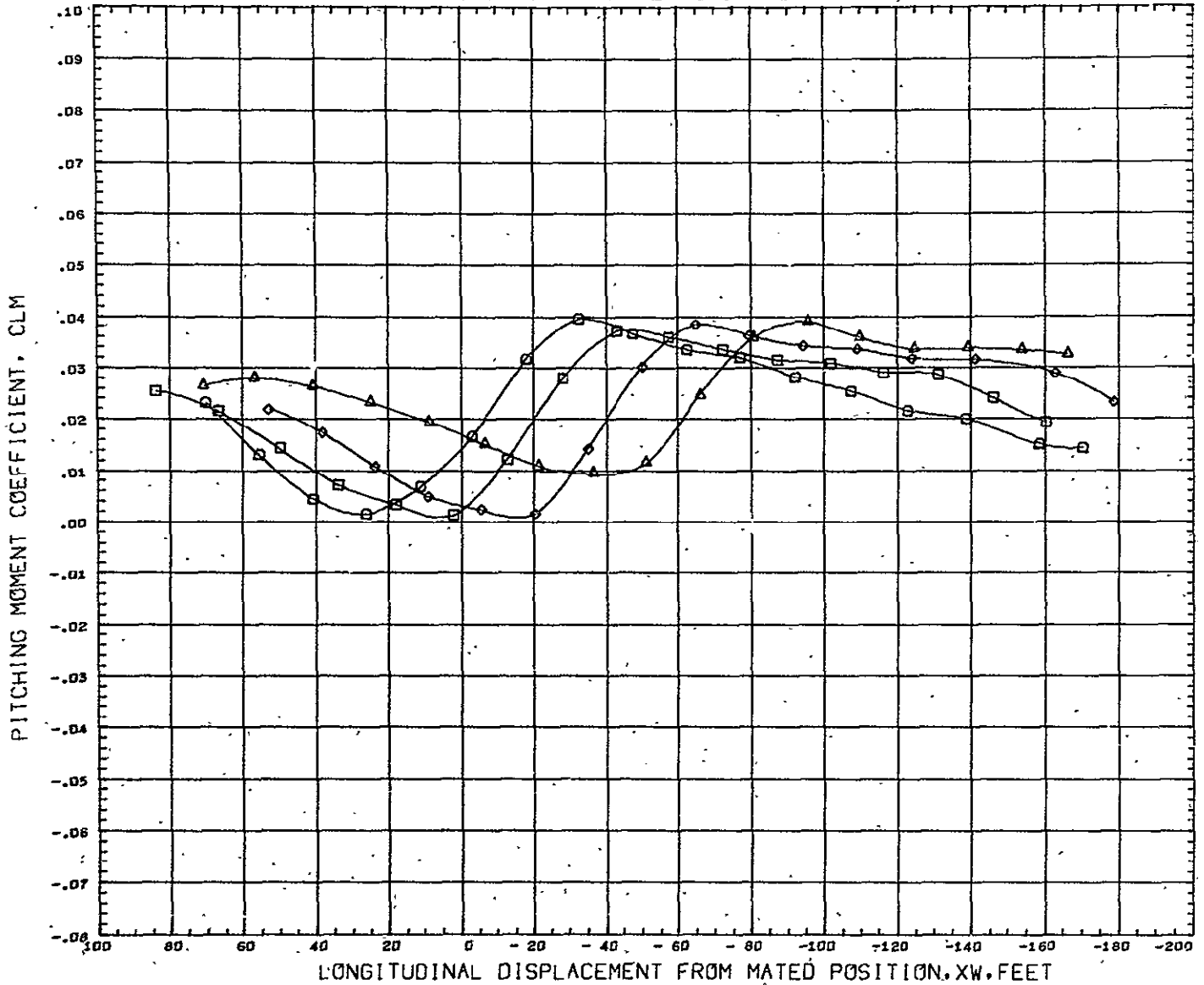


LONGITUDINAL DISPLACEMENT FROM MATED POSITION, XW, FEET

SYMBOL	GAP Z	PARAMETRIC VALUES				REFERENCE INFORMATION		
○	4.380	ALPHA0	- 5.000	ALPHAB	- 15.000	REFS	12.6740	Sq IN
□	13.380	MACH	1.600	BETA	0.000	REFL	10.0380	IN
◇	29.380	ELEVON	0.000			REFB	1.4700	IN
△	54.380					XMRP	6.4000	IN
						YMRP	0.0000	IN
						ZMRP	0.8610	IN
						SCALE	0.0035	

DATA HIST. CODE MV

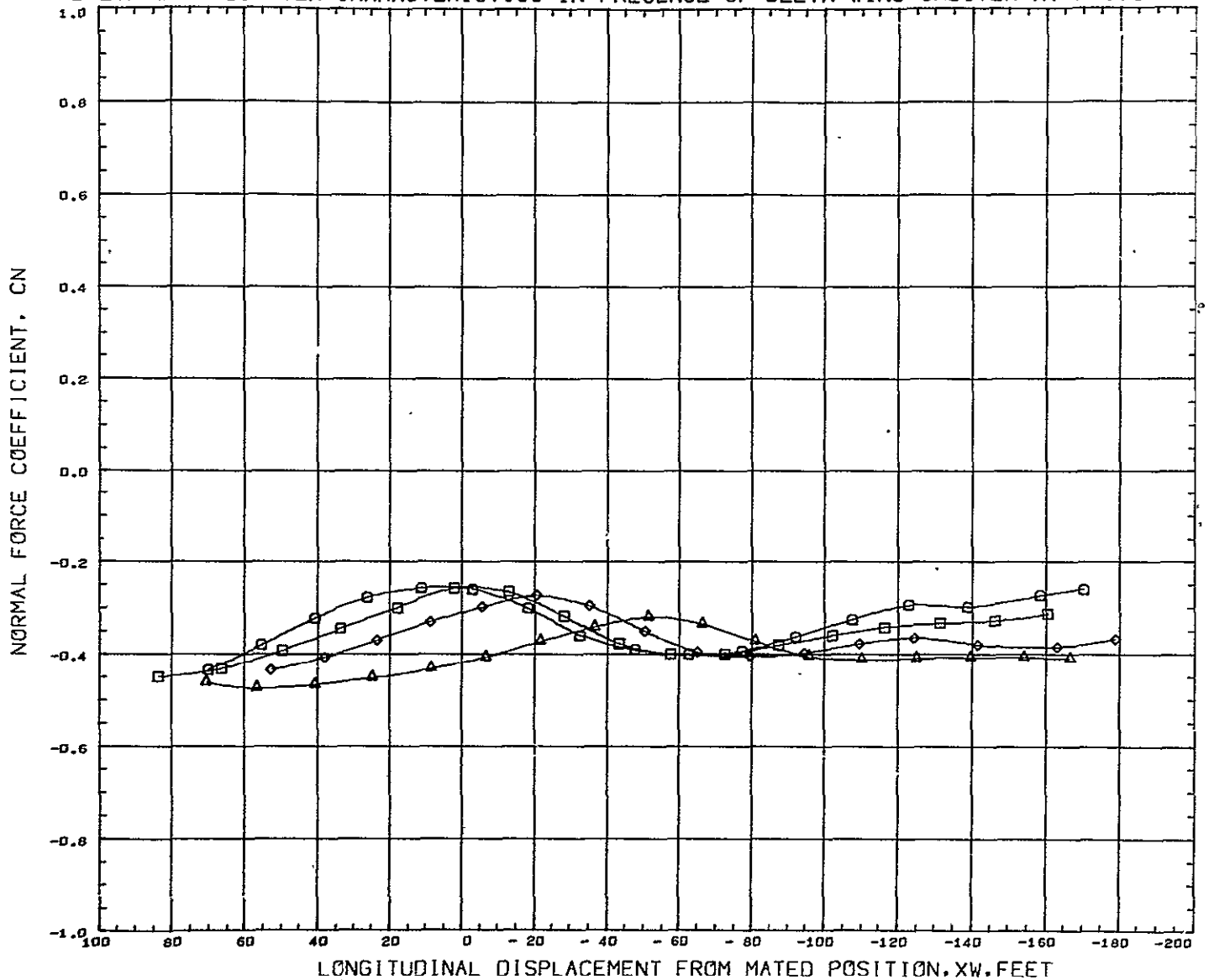
DELTA-WING BOOSTER CHARACTERISTICS IN PRESENCE OF DELTA-WING ORBITER AT M=1.6



SYMBOL	CAP Z	PARAMETRIC VALUES				REFERENCE INFORMATION		
		ALPHA0	ALPHA1	ALPHA2	BETA	REFS	REFL	REFB
○	4.389	-10.000	-10.000	-10.000	0.000	12.6740	10.0380	1.4700
□	13.389	1.600	0.000	0.000	0.000	6.4000	0.0000	0.8610
◇	29.389	0.000	0.000	0.000	0.000	0.0035		
△	54.389							

DATA HIST. CODE MV

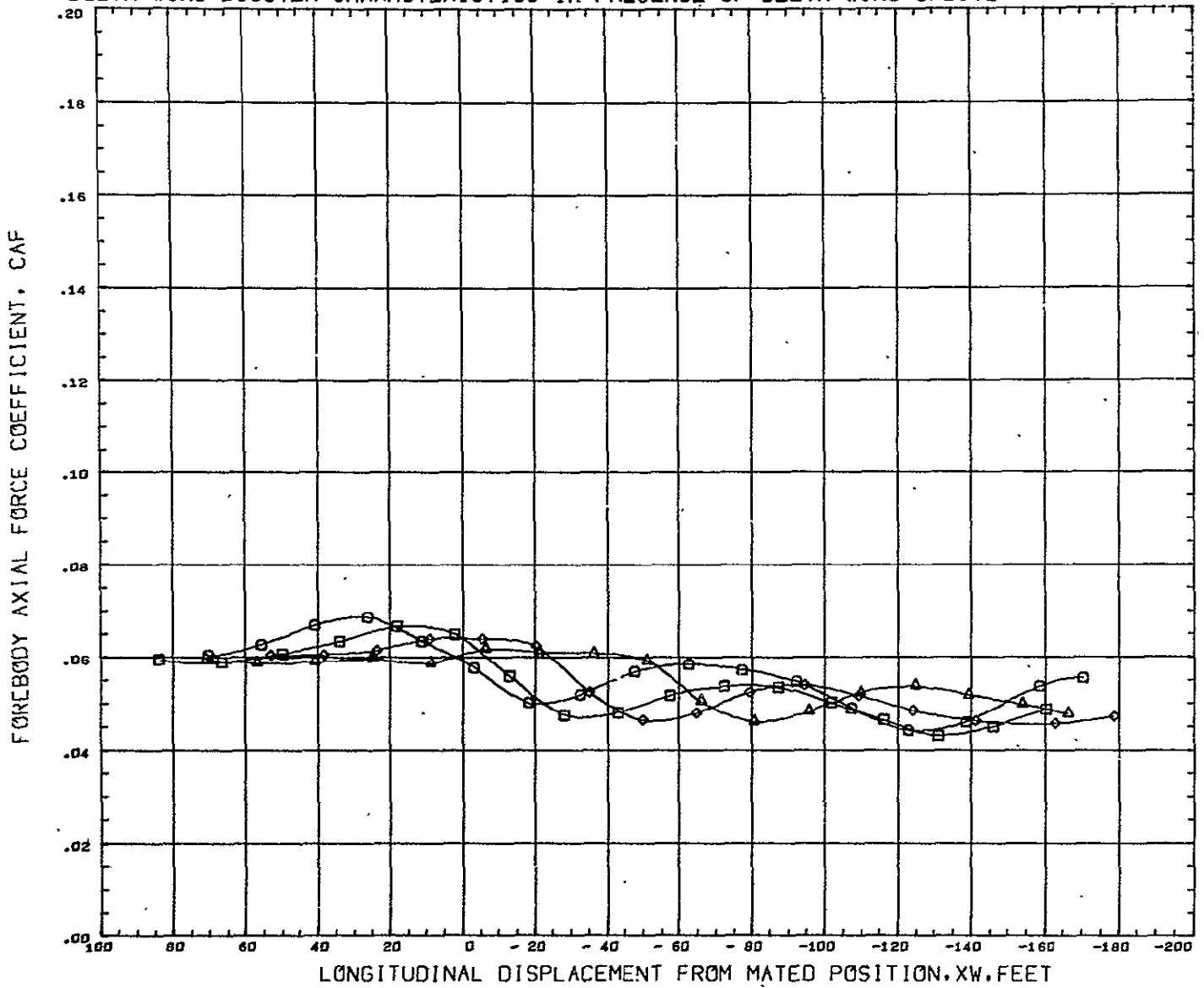
DELTA-WING BOOSTER CHARACTERISTICS IN PRESENCE OF DELTA-WING ORBITER AT M=1.6



SYMBOL	GAP Z	PARAMETRIC VALUES				REFERENCE INFORMATION					
		ALPHA0	ALPHAS	BETA	REFS	REFL	REFB	XMRF	YMRP	ZMRP	SCALE
○	4.380	-10.000	-10.000	0.000	12.6740	10.0380	1.4700	6.4000	0.0000	0.8610	0.0035
□	13.380										
◇	29.380										
△	54.380										

DATA HIST. CODE MV

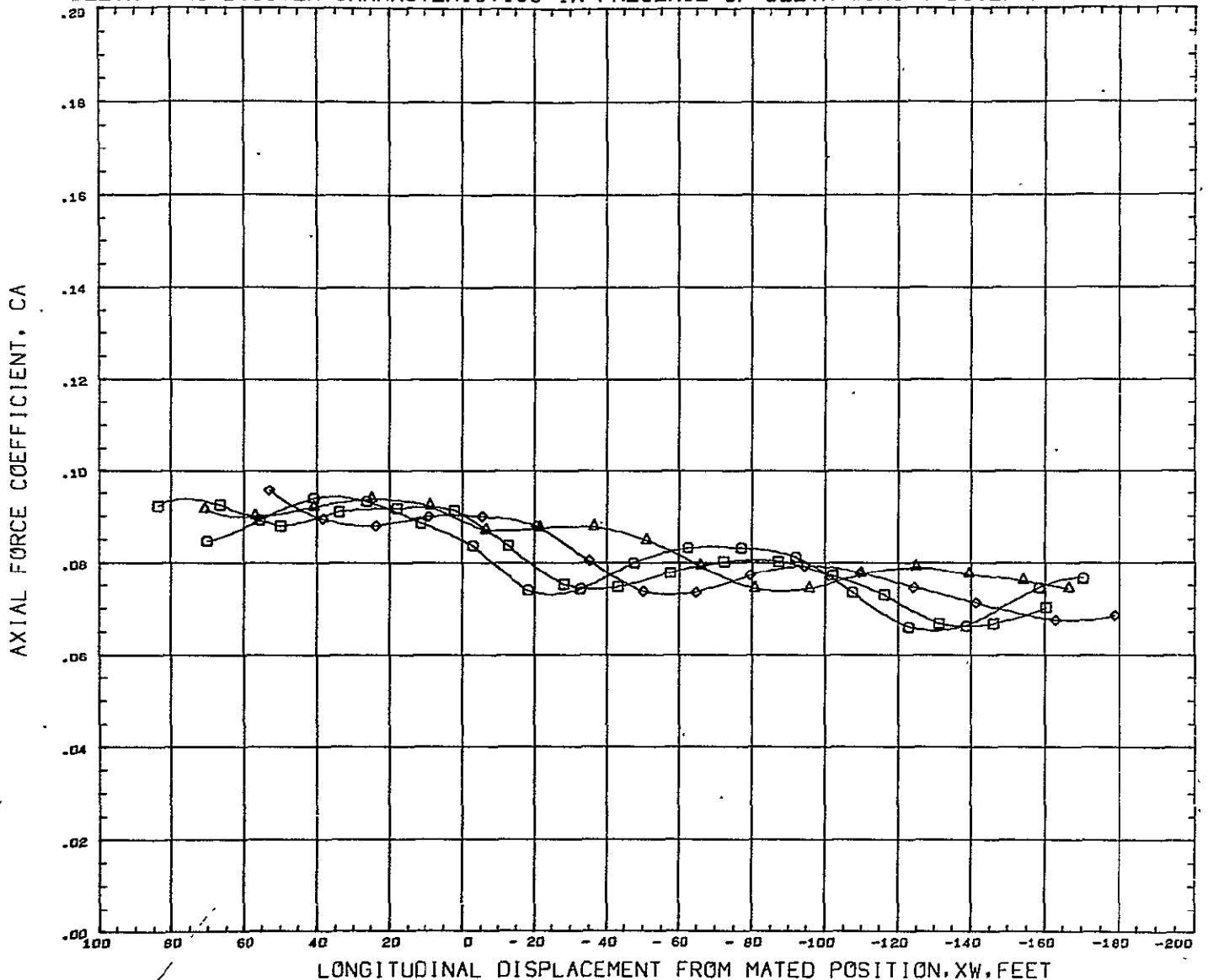
DELTA-WING BOOSTER CHARACTERISTICS IN PRESENCE OF DELTA-WING ORBITER AT M=1.6



SYMBOL	CAF Z	PARAMETRIC VALUES		REFERENCE INFORMATION	
○	4.380	ALPHA0	-10.000	ALPHA B	-10.000
□	13.380	HACH	1.600	BETA	0.000
◇	29.380	ELEVON	0.000	REFS	12.6740 SQ IN
△	54.380			REFL	10.0380 IN
				REFB	1.4700 IN
				XMRP	6.4000 IN
				YMRP	0.0000 IN
				ZMRP	0.8610 IN
				SCALE	0.0035

DATA HIST. CODE HV

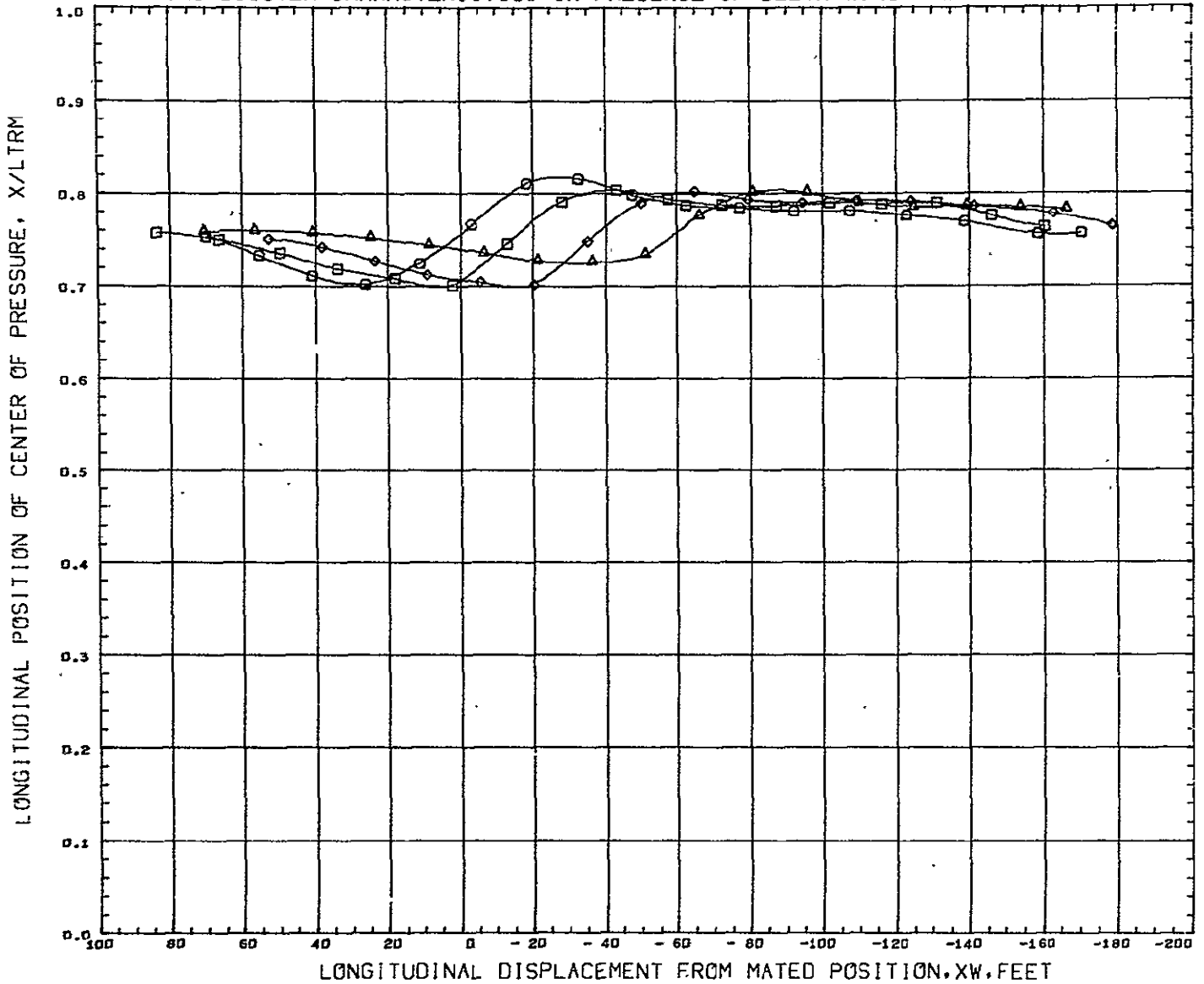
DELTA-WING BOOSTER CHARACTERISTICS IN PRESENCE OF DELTA-WING ORBITER AT M=1.6



SYMBOL	GAP Z	PARAMETRIC VALUES				REFERENCE INFORMATION		
○	4.380	ALPHA0	-10.000	ALPHAB	-10.000	REFS	12.6740	SQ IN
□	13.380	HACH	1.600	BETA	0.000	REFL	10.0380	IN
◇	29.380	ELEVON	0.000			REFB	1.4700	IN
△	54.380					XMRP	6.4000	IN
						YMRP	0.0000	IN
						ZMRP	0.8610	IN
						SCALE	0.0035	

DATA HIST. CODE MV

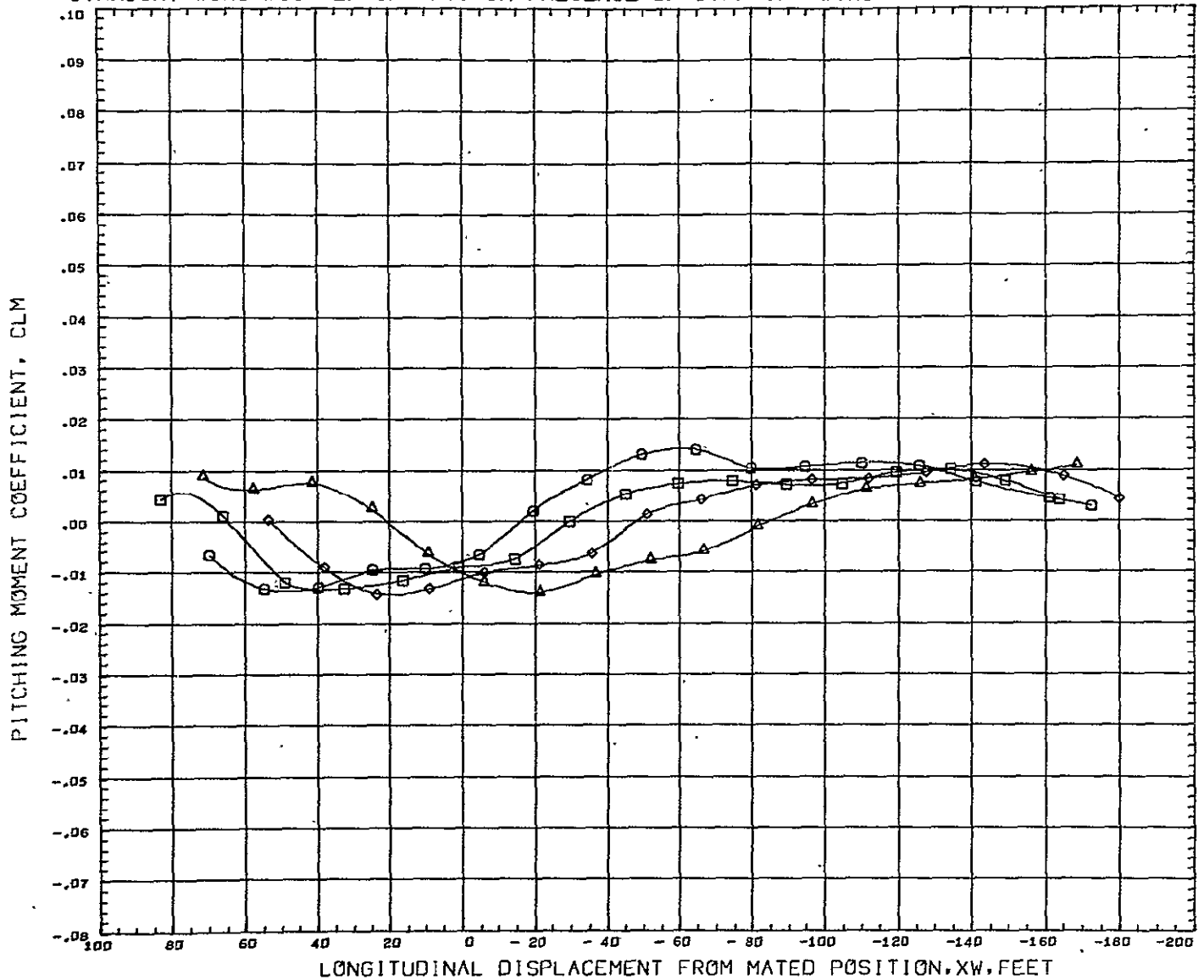
DELTA-WING BOOSTER CHARACTERISTICS IN PRESENCE OF DELTA-WING ORBITER AT M=1.6



SYMBOL	CAF Z	PARAMETRIC VALUES				REFERENCE INFORMATION	
		ALPHA0	ALPHA0	ALPHAB	BETA	REFS	IN
□	4.380	-10.000	-10.000	-10.000	0.000	12.6740	SQ IN
◇	13.380	MACH	1.600	BETA	0.000	10.0380	IN
◇	29.380	ELEVON	0.000			1.4700	IN
△	54.380					6.4000	IN
						0.0000	IN
						0.8610	IN
						0.0935	IN

DATA HIST. CODE HV

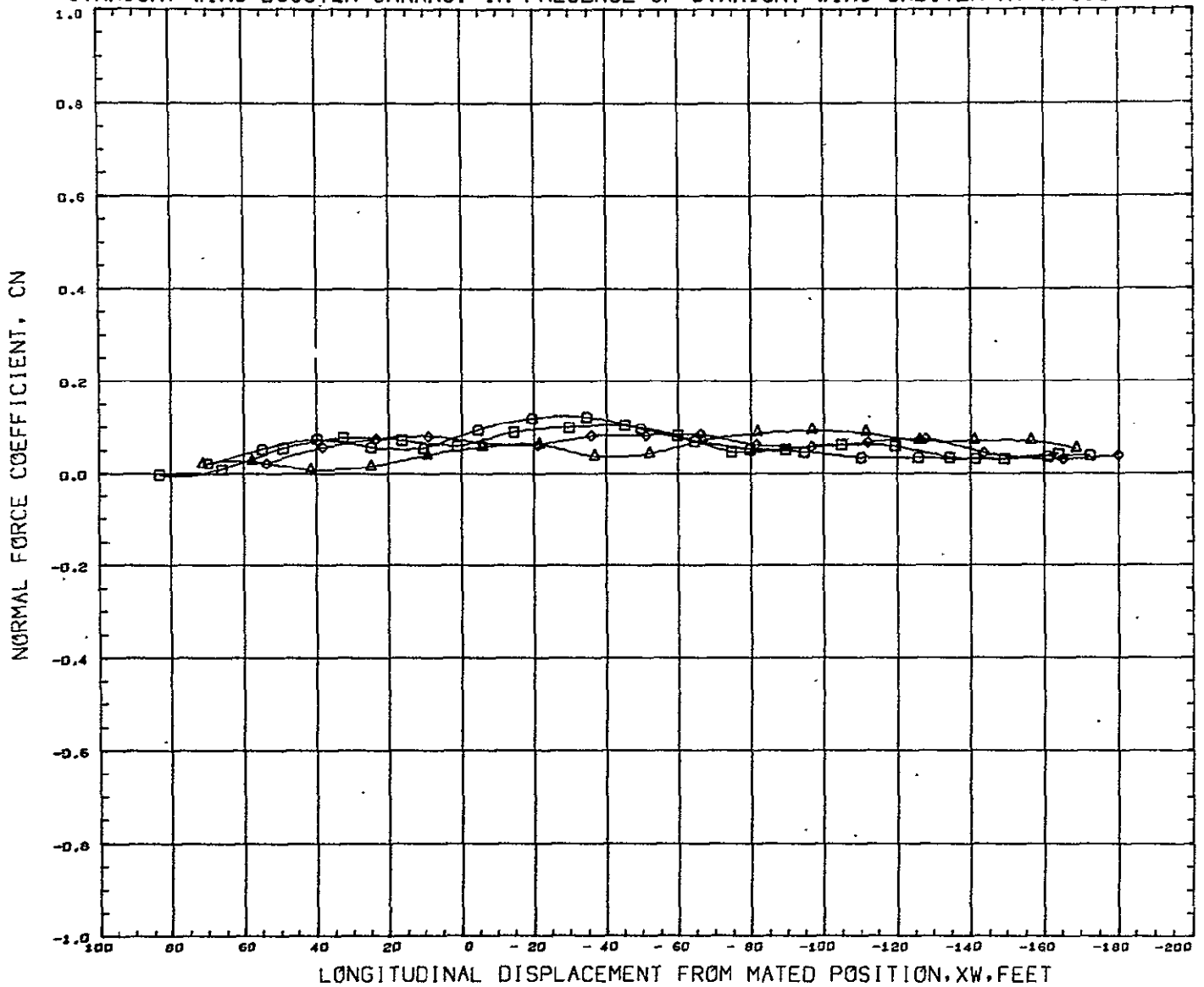
STRAIGHT-WING BOOSTER CHARAC. IN PRESENCE OF STRAIGHT-WING ORBITER AT M=1.6



SYMBOL	GAF Z	PARAMETRIC VALUES				REFERENCE INFORMATION		
		ALPHA0	ALPHAB	BETA	REFS	SQ	IN	
□	4.380	0.000	0.000	0.000	12.6740	SQ	IN	
◇	13.380	1.600	0.000	0.000	10.0380	IN	IN	
◇	29.380	ELEVON	0.000		1.4700	IN	IN	
△	54.380				6.2920	IN	IN	
					0.0000	IN	IN	
					0.8680	IN	IN	
					0.0035			

DATA HIST. CODE MV

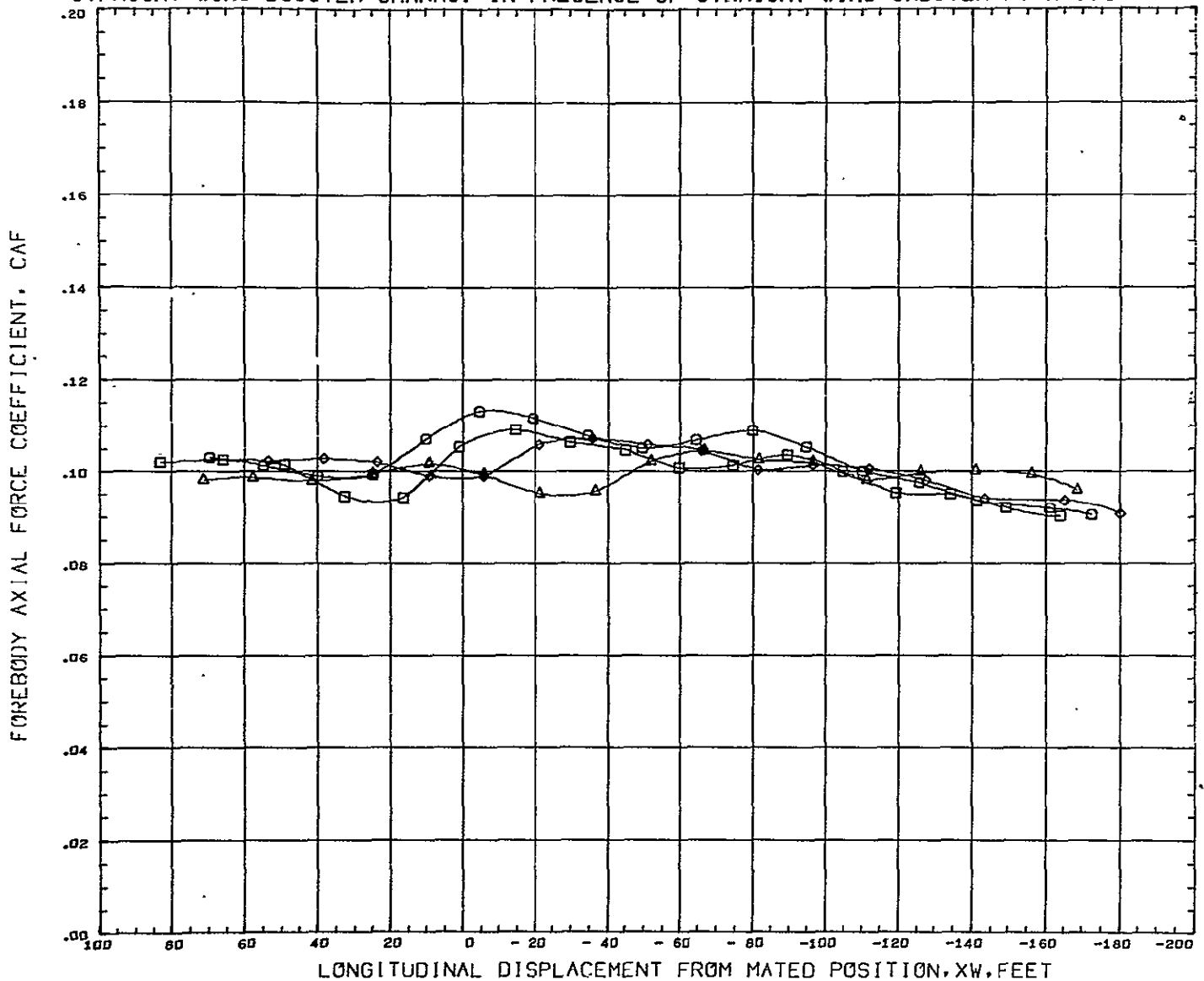
STRAIGHT-WING BOOSTER CHARAC. IN PRESENCE OF STRAIGHT-WING ORBITER AT M=1.6



SYMBOL	GAF Z	PARAMETRIC VALUES				REFERENCE INFORMATION		
		ALPHA0	ALPHAB	BETA	REFS	REFL	REFB	SCALE
○	4.380	0.000	0.000	0.000	12.6740	10.0380	1.4700	50 IN
□	13.380	HACH	1.600	0.000				IN
◇	29.380	ELEVON	0.000					IN
△	54.380							IN
								IN
								IN
								IN
								IN
								IN
								IN

DATA HIST. CODE MV

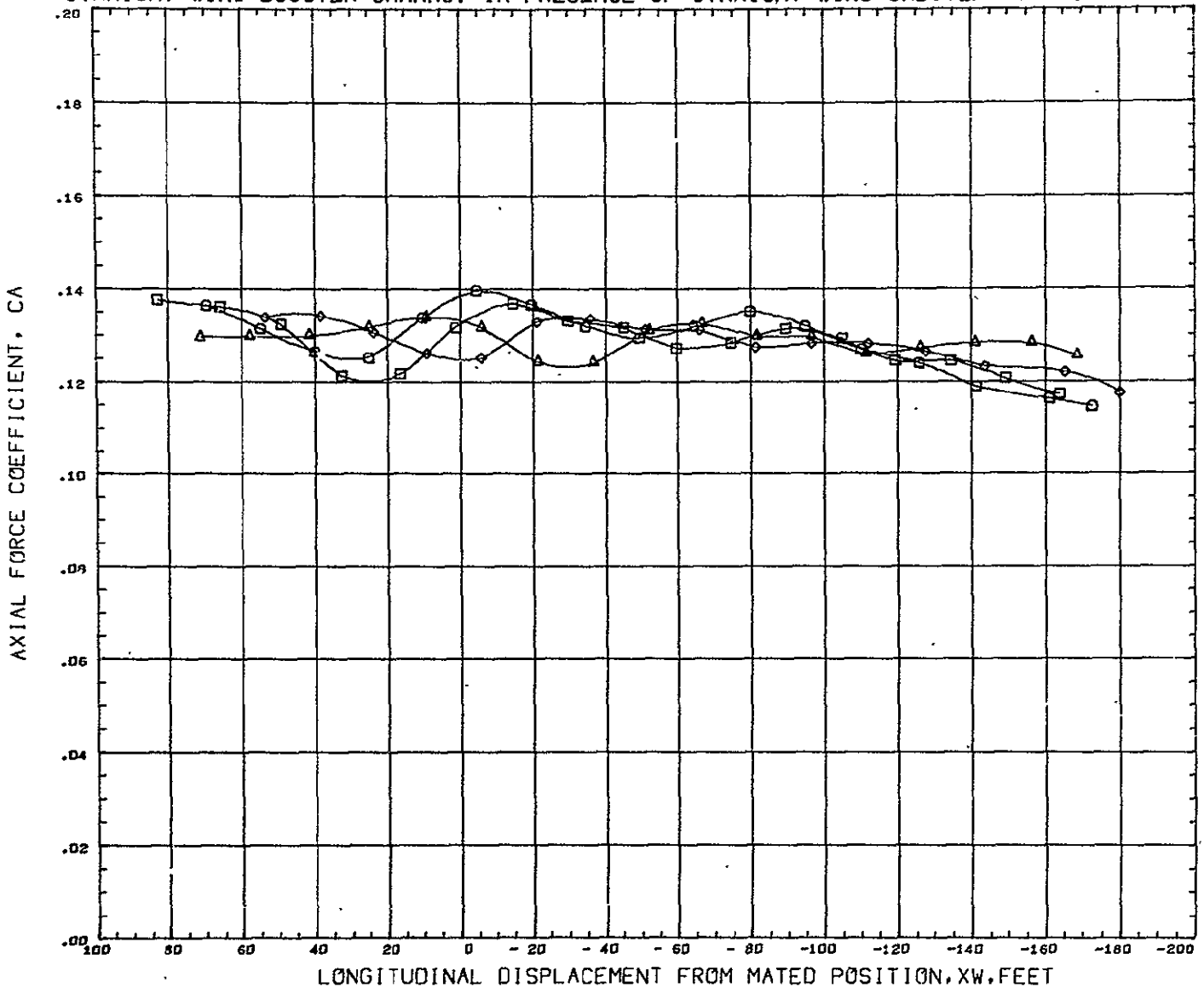
STRAIGHT-WING BOOSTER CHARAC. IN PRESENCE OF STRAIGHT-WING ORBITER AT M=1.6



SYMBOL	GAP Z	PARAMETRIC VALUES				REFERENCE INFORMATION		
		ALPHA0	ALPHA0	ALPHAB	BETA	REFS	REFL	REFB
□	4.380	0.000	1.500	0.000	0.000	12.6740	10.0380	1.4700
◇	13.380	0.000	1.500	0.000	0.000	6.2920	0.0000	0.8680
○	29.380	0.000	1.500	0.000	0.000	0.0035		
△	54.380							

DATA HIST. CODE HV

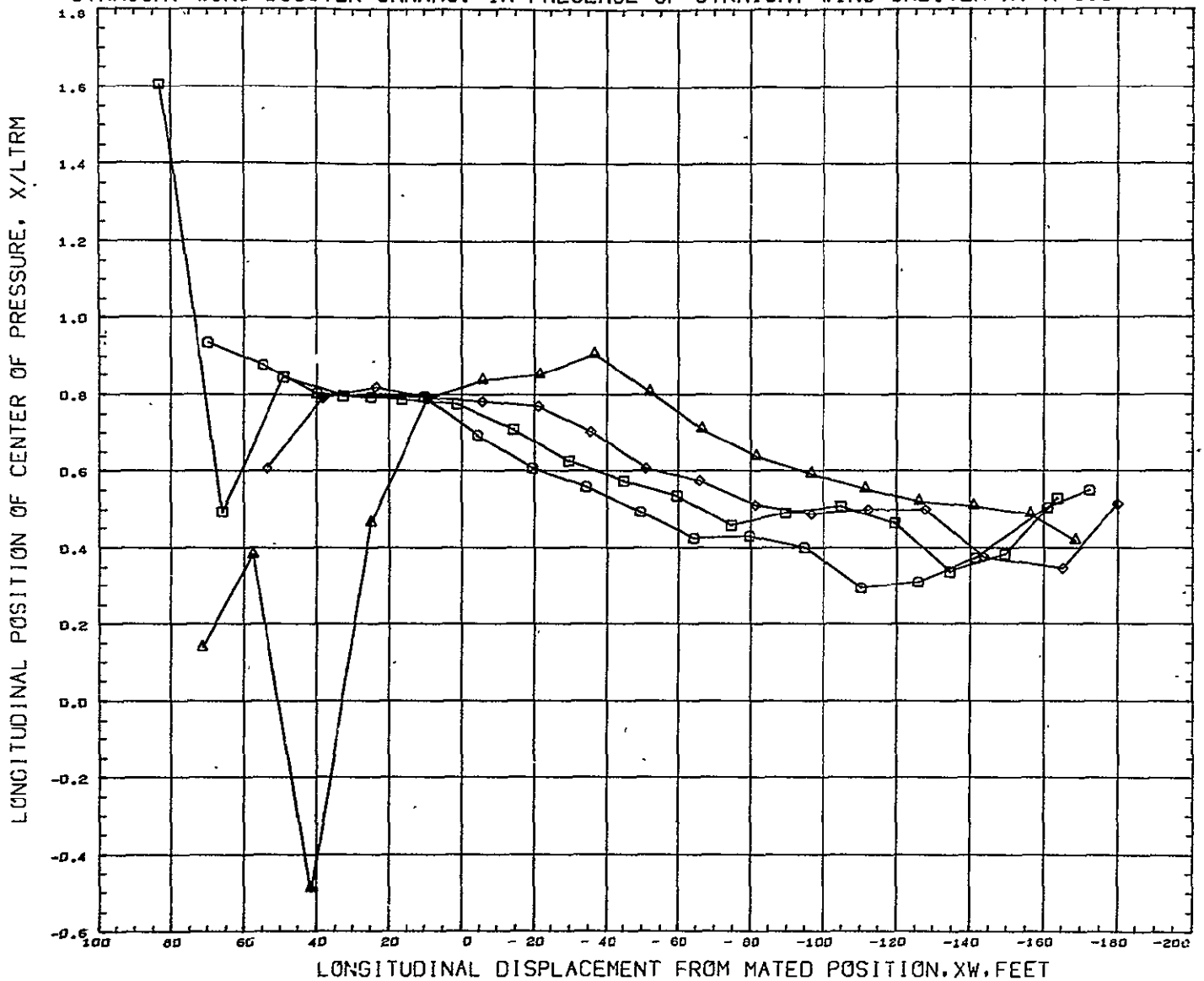
STRAIGHT-WING BOOSTER CHARAC. IN PRESENCE OF STRAIGHT-WING ORBITER AT M=1.6



SYMBOL	GAP Z	PARAMETRIC VALUES				REFERENCE INFORMATION		
○	4.380	ALPHA0	0.000	ALPHA8	0.000	REFS	12.6740	50 IN
□	13.380	MACH	1.600	BETA	0.000	REFL	10.0380	IN
◇	29.380	ELEVON	0.000			REFB	1.4700	IN
△	54.380					XMRP	6.2920	IN
						YMRP	0.0000	IN
						ZMRP	0.8680	IN
						SCALE	0.0035	

DATA HIST. CODE HV

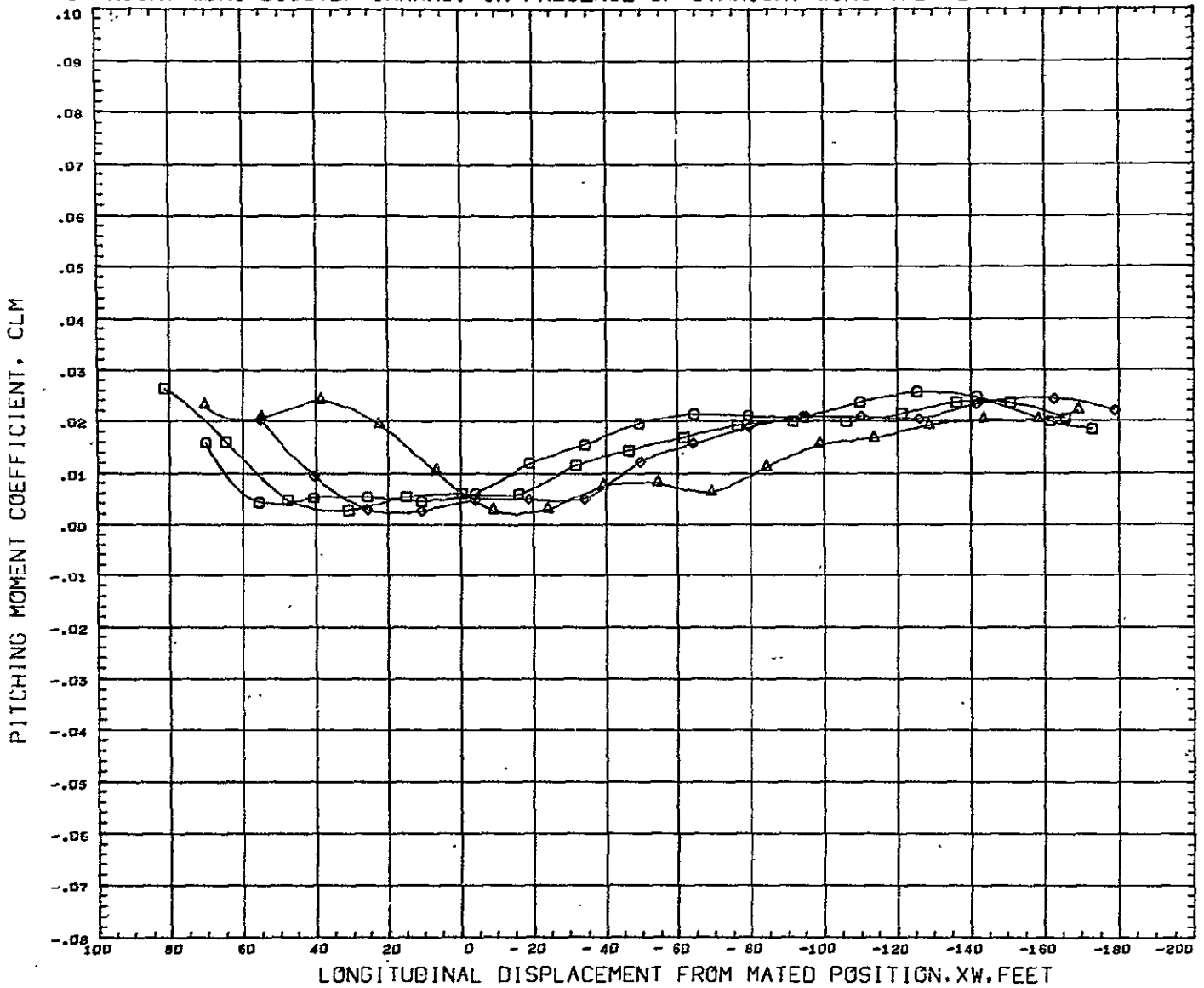
STRAIGHT-WING BOOSTER CHARAC. IN PRESENCE OF STRAIGHT-WING ORBITER AT M=1.6



SYMBOL	GAP Z	PARAMETRIC VALUES				REFERENCE INFORMATION									
		ALPHA0	HACH	ELEVON	ALPHAB	BETA	REFS	REFL	REFB	XMRP	YMRP	ZMRP	SCALE	SG	IN
○	4.380	0.000	1.600	0.000	0.000	0.000	12.6740	10.0380	1.4700	6.2920	0.0000	0.8680	0.0030		
□	13.380														
◇	29.380														
△	54.380														

DATA HIST. CODE HV

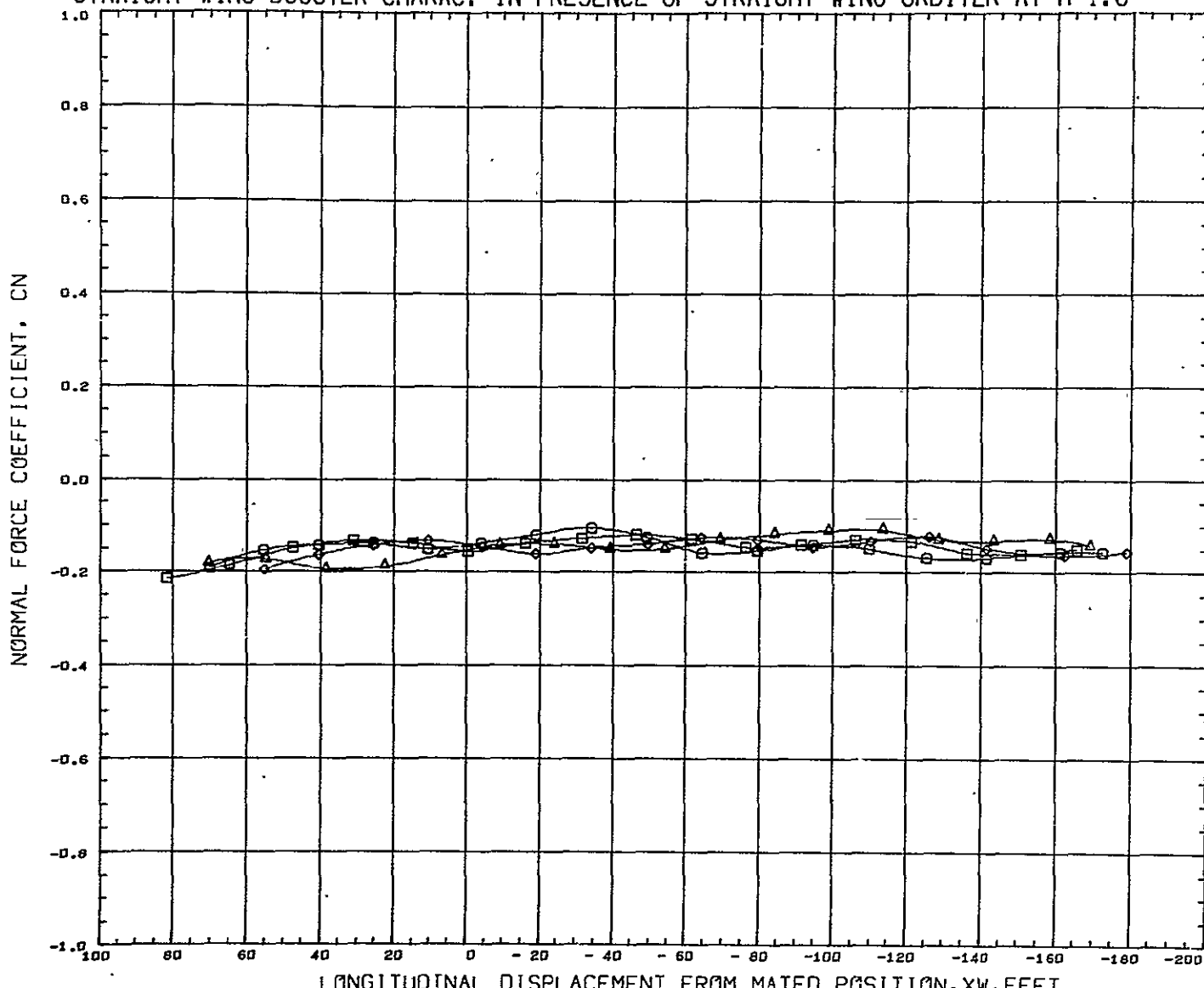
STRAIGHT-WING BOOSTER CHARAC. IN PRESENCE OF STRAIGHT-WING ORBITER AT M=1.6



SYMBOL	GAP Z	PARAMETRIC VALUES	REFERENCE INFORMATION
□	4.380	ALPHA0 0.000 ALPHA8 5.000	REFS 12.6740 SQ IN
◇	13.380	HACH 1.600 BETA 0.000	REFL 10.0380 IN
◊	29.380	ELEVON 0.000	REFB 1.4700 IN
△	54.380		XMRP 6.2920 IN
			YMRP 0.0000 IN
			ZMRP 0.8680 IN
			SCALE 0.0035

DATA HIST. CODE MV

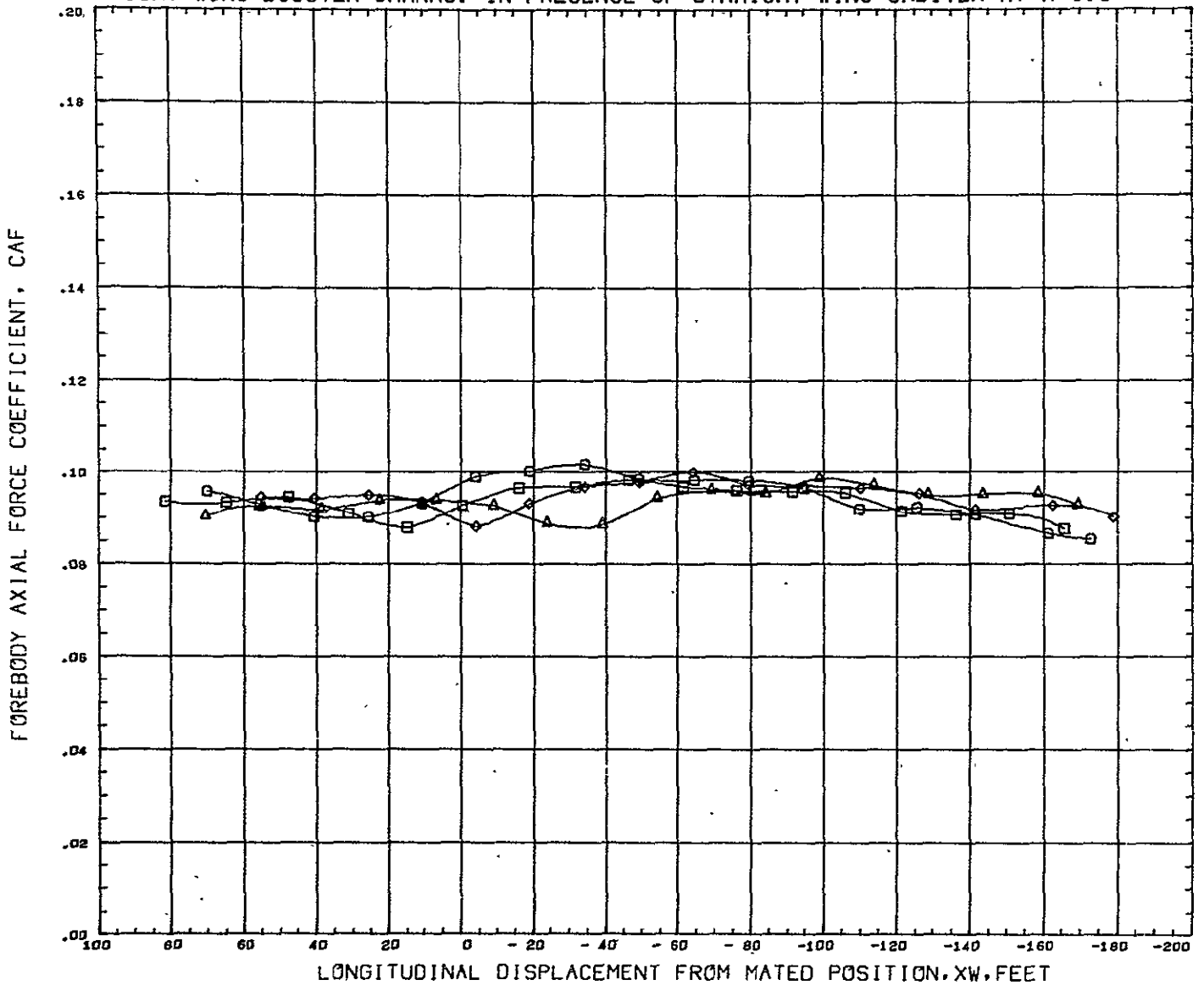
STRAIGHT-WING BOOSTER CHARAC. IN PRESENCE OF STRAIGHT-WING ORBITER AT M=1.6



SYMBOL		PARAMETRIC VALUES				REFERENCE INFORMATION		
○	4.380	ALPHA0	0.000	ALPHA8	- 5.000	REFS	12.6740	SQ IN
□	13.380	MACH	1.600	BETA	0.000	REFL	10.0380	IN
◇	29.380	ELEVON	0.000			REFB	1.4700	IN
△	54.380					XMRP	6.2920	IN
						YMRP	0.0000	IN
						ZMRP	0.8680	IN
						SCALE	0.0035	

DATA HIST. CODE MV

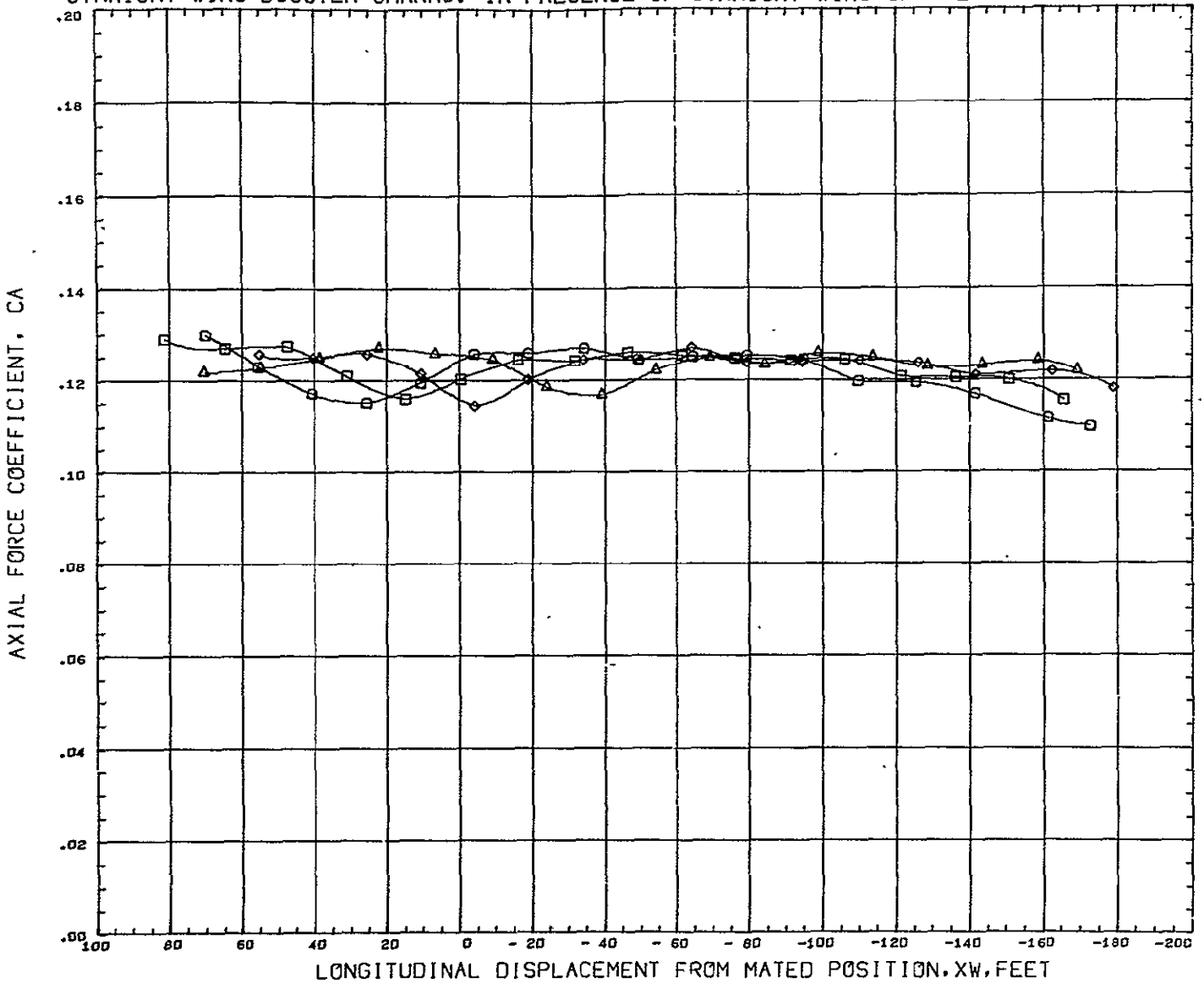
STRAIGHT-WING BOOSTER CHARAC. IN PRESENCE OF STRAIGHT-WING ORBITER AT M=1.6



SYMBOL	GAP Z	PARAMETRIC VALUES				REFERENCE INFORMATION		
		ALPHA0	HACH	BETA	ALPHAB	REFS	REFL	REFB
○	4.380	0.000	1.600	0.000	5.000	12.6740	10.0380	1.4700
□	13.380					6.2920	0.0000	0.8680
◇	29.380					0.0035		
△	54.380							

DATA HIST. CODE HV

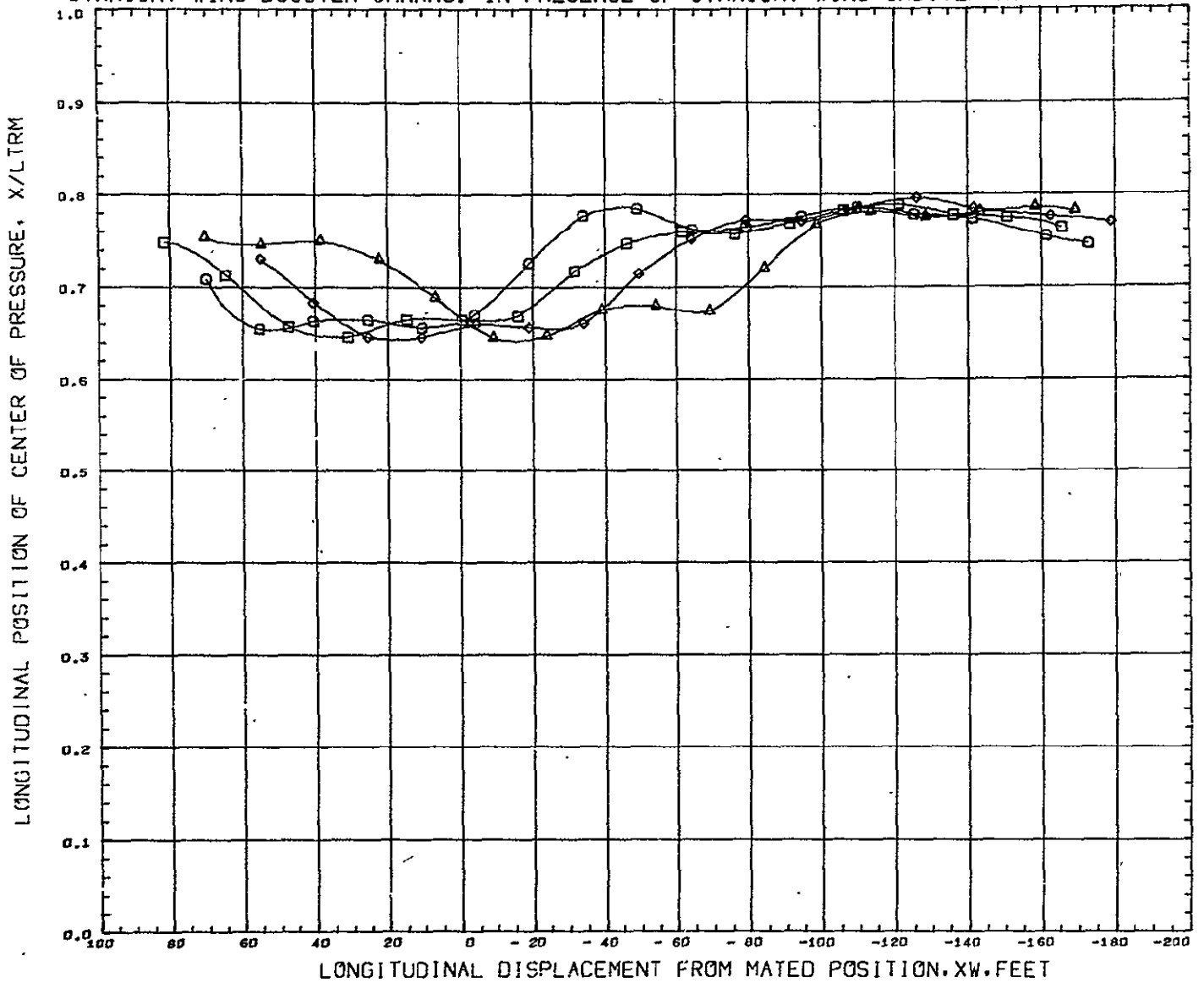
STRAIGHT-WING BOOSTER CHARAC. IN PRESENCE OF STRAIGHT-WING ORBITER AT M=1.6



SYMBOL	GAP Z	PARAMETRIC VALUES				REFERENCE INFORMATION		
□	4.380	ALPHA0	0.000	ALPHAB	- 5.000	REFS	12.6740	SQ IN
◇	13.380	MACH	1.600	BETA	0.000	REFL	10.0380	IN
○	29.380	ELEVON	0.900			REFB	1.4700	IN
△	54.380					XMRP	6.2920	IN
						YHRP	0.0000	IN
						ZHRP	0.6580	IN
						SCALE	0.0035	

DATA HIST. CODE MV

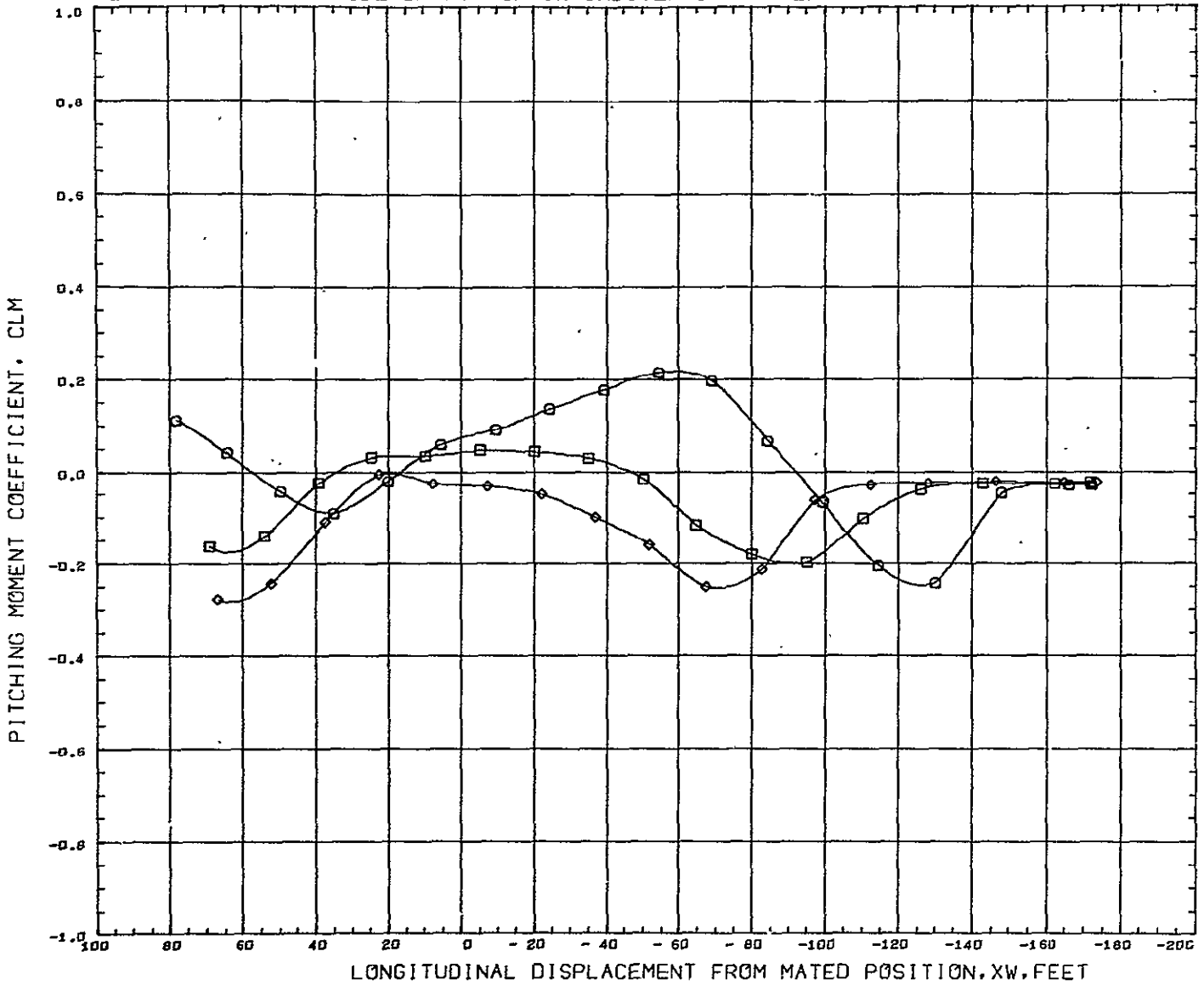
STRAIGHT-WING BOOSTER CHARAC. IN PRESENCE OF STRAIGHT-WING ORBITER AT M=1.6



SYMBOL	GAP Z	PARAMETRIC VALUES			REFERENCE INFORMATION		
		ALPHA0	ALPHAB	BETA	REFS	REFL	REFB
□	4.389	0.000	- 5.000		12.6740	10.0380	1.4700
◇	13.389	1.600	0.000		6.2920	0.0000	0.8680
◊	29.389	0.000			0.0035		
△	54.389						

DATA HIST. CODE MV

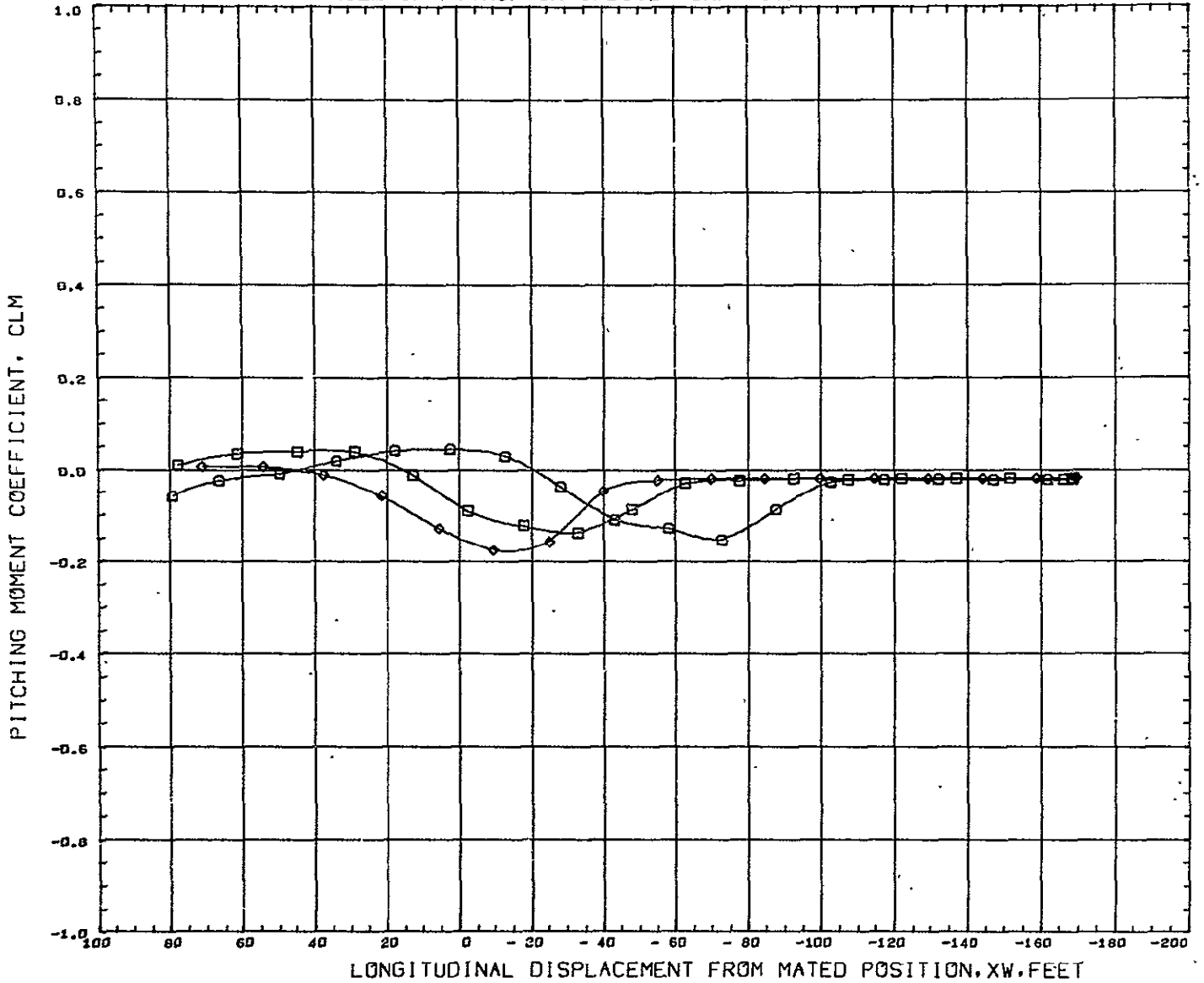
EFFECT OF BOOSTER ANGLE OF ATTACK ON ORBITER CHARACTERISTICS AT M=1.6



DATA SET SYMBOL	CONFIGURATION DESCRIPTION	PARAMETRIC VALUES	REFERENCE INFORMATION
(00A009)	GDHST 304-D 130G (ALPHA=+ 5) + B9J (ALPHA=+ 5)	ALPHA0 5.000	REFS 5.4400 SQ IN
(00A008)	GDHST 304-D 130G (ALPHA=+ 5) + B9J (ALPHA= 0)	MACH 1.600	REFL 1.1302 IN
(00A012)	GDHST 304-D 130G (ALPHA=+ 5) + B9J (ALPHA=-10)	BETA 0.000	REFB 5.2150 IN
		HORZTL 0.000	XMRP 4.5255 IN
			YMRP 0.0000 IN
			ZMRP 0.6510 IN
			SCALE 0.0035

GAP Z 4.380

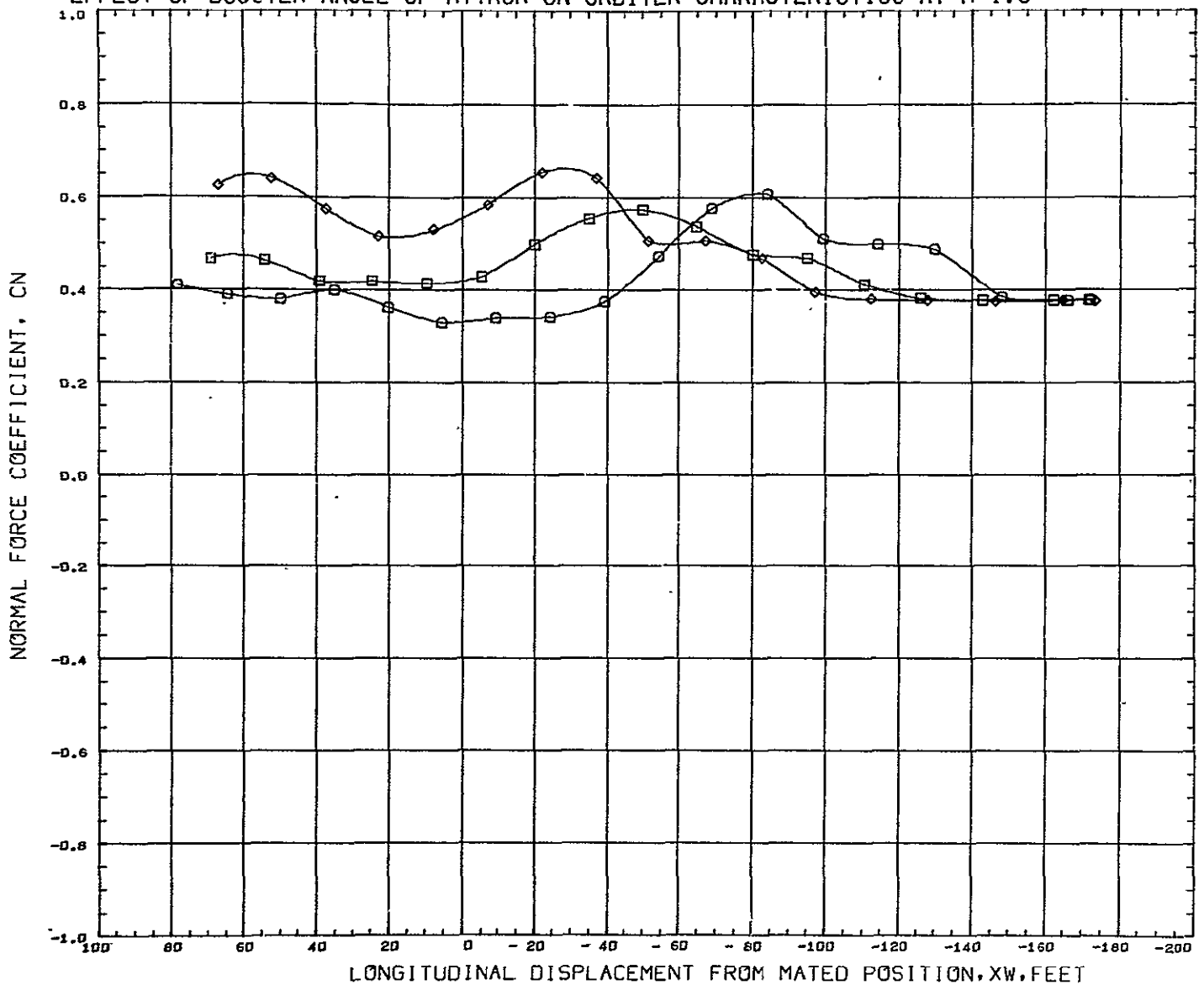
EFFECT OF BOOSTER ANGLE OF ATTACK ON ORBITER CHARACTERISTICS. AT M=1.6



DATA SET SYMBOL	CONFIGURATION DESCRIPTION	PARAMETRIC VALUES			REFERENCE INFORMATION			
(00A009)	GDHST 304-D 130G (ALPHA=+ 5) + B9J (ALPHA=+ 5)	ALPHA0	5.000	ALPHAB	5.000	REFS	5.4400	sq IN
(00A008)	GDHST 304-D 130G (ALPHA=+ 5) + B9J (ALPHA= 0)	MACH	1.600	BETA	0.000	REFL	1.1302	IN
(00A012)	GDHST 304-D 130G (ALPHA=+ 5) + B9J (ALPHA=-10)	HORZTL	0.000			REFB	5.2150	IN
						XMRP	4.5255	IN
						YMRP	0.0000	IN
						ZMRP	0.6510	IN
						SCALE	0.0035	

GAP Z 54.380

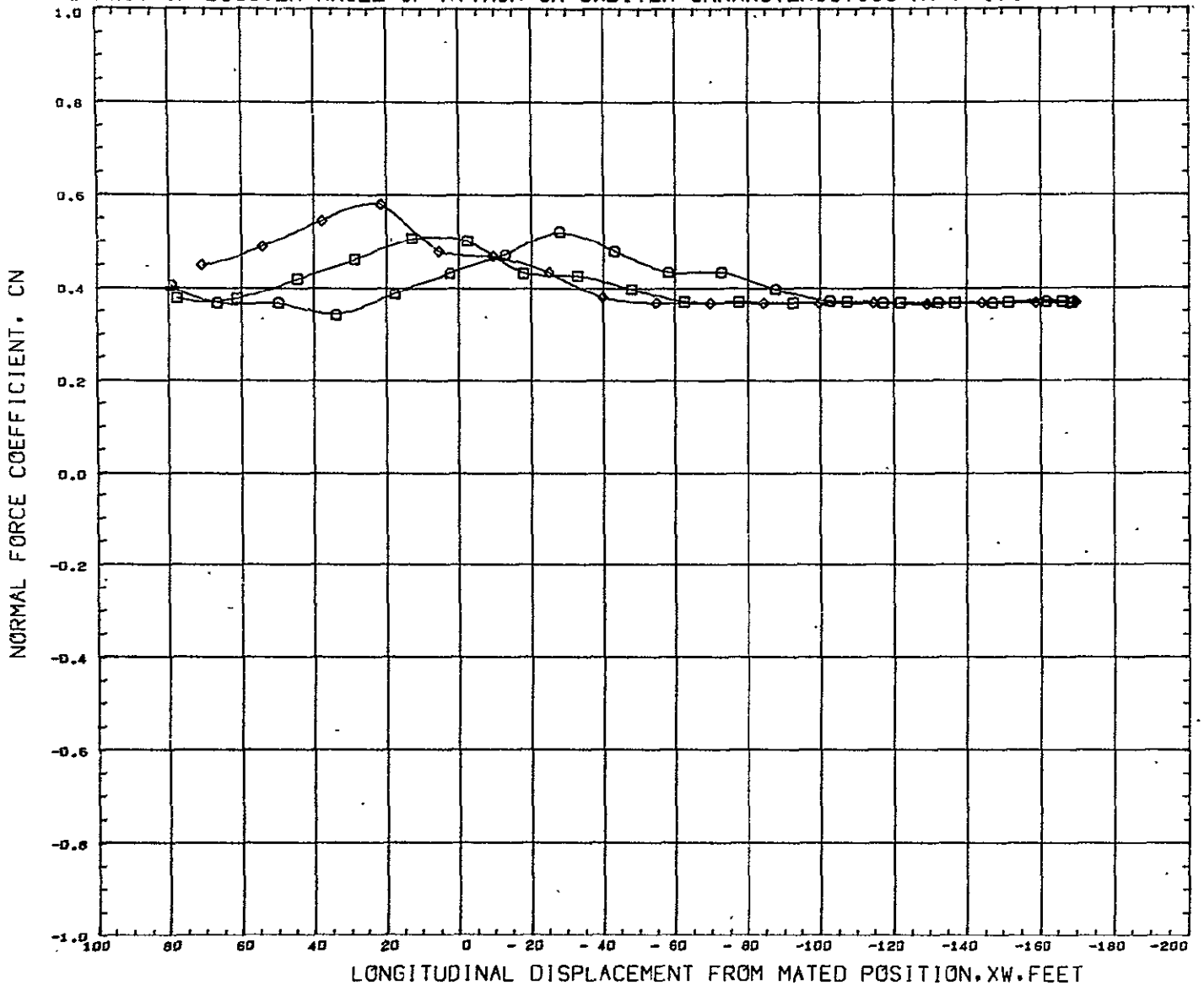
EFFECT OF BOOSTER ANGLE OF ATTACK ON ORBITER CHARACTERISTICS AT M=1.6



DATA SET SYMBOL	CONFIGURATION DESCRIPTION	PARAMETRIC VALUES	REFERENCE INFORMATION
(00AD09)	GDHST 304-D 130G (ALPHA=+ 5) + B9J (ALPHA=+ 5)	ALPHA0 5.000	REFS 5.4400 SQ IN
(00AD08)	GDHST 304-D 130G (ALPHA=+ 5) + B9J (ALPHA= 0)	MACH 1.600	REFL 1.1302 IN
(00AD12)	GDHST 304-D 130G (ALPHA=+ 5) + B9J (ALPHA=-10)	BETA 0.000	REFB 5.2150 IN
		HORZTL 0.000	XMRP 4.5255 IN
			YMRP 0.0000 IN
			ZMRP 0.6510 IN
			SCALE 0.0035

GAF Z 4.380

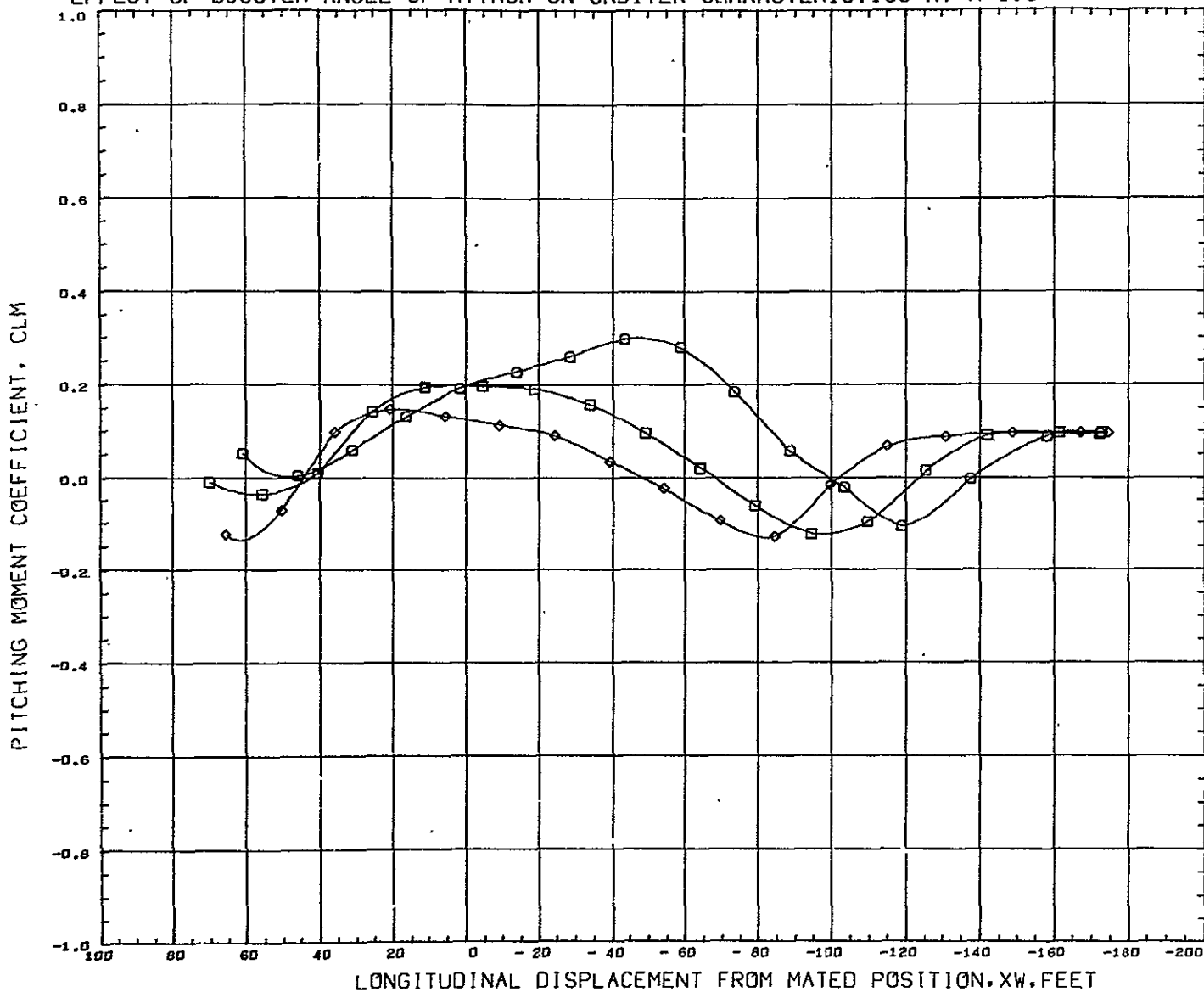
EFFECT OF BOOSTER ANGLE OF ATTACK ON ORBITER CHARACTERISTICS AT M=1.6



DATA SET SYMBOL	CONFIGURATION DESCRIPTION	PARAMETRIC VALUES	REFERENCE INFORMATION
(00A009)	GDHST 304-0 130G (ALPHA=+ 5) + B9J (ALPHA=+ 5)	ALPHA0 5.000 ALPHAB 5.000	REFS 5.4400 SQ IN
(00A008)	GDHST 304-0 130G (ALPHA=+ 5) + B9J (ALPHA= 0)	MACH 1.600 BETA 0.000	REFL 1.1302 IN
(00A012)	GDHST 304-0 130G (ALPHA=+ 5) + B9J (ALPHA=-10)	HORZTL 0.000	REFB 5.2150 IN
			XMRP 4.5255 IN
			YMRP 0.0000 IN
			ZMRP 0.6510 IN
			SCALE 0.0035

GAF Z 54.380

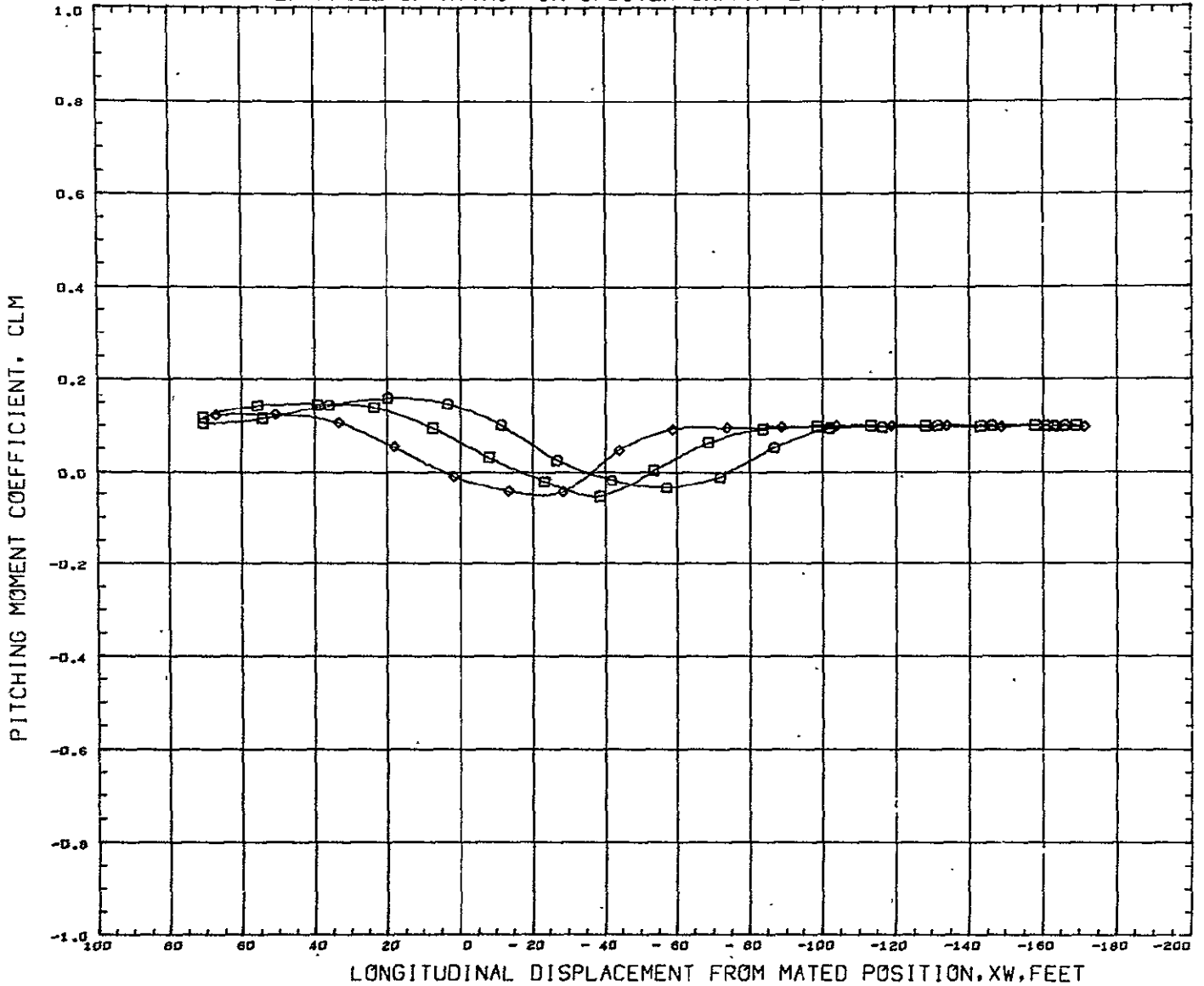
EFFECT OF BOOSTER ANGLE OF ATTACK ON ORBITER CHARACTERISTICS AT M=1.6



DATA SET SYMBOL	CONFIGURATION DESCRIPTION	PARAMETRIC VALUES	REFERENCE INFORMATION
(00A003)	GCHST 304-D 130G (ALPHA= 0) + B9J (ALPHA= 0)	ALPHA0 0.000 ALPHAB 0.000	REFS 5.4400 SQ IN
(00A051)	GCHST 304-D 130G (ALPHA= 0) + B9J (ALPHA=- 5)	MACH 1.600 BETA 0.000	REFL 1.1302 IN
(00A053)	GCHST 304-D 130G (ALPHA= 0) + B9J (ALPHA=-10)	HORZTL 0.000	REFB 5.2150 IN
			XMRP 4.5255 IN
			YMRP 0.0000 IN
			ZMRP 0.6510 IN
			SCALE 0.0035

GAP Z 4.380

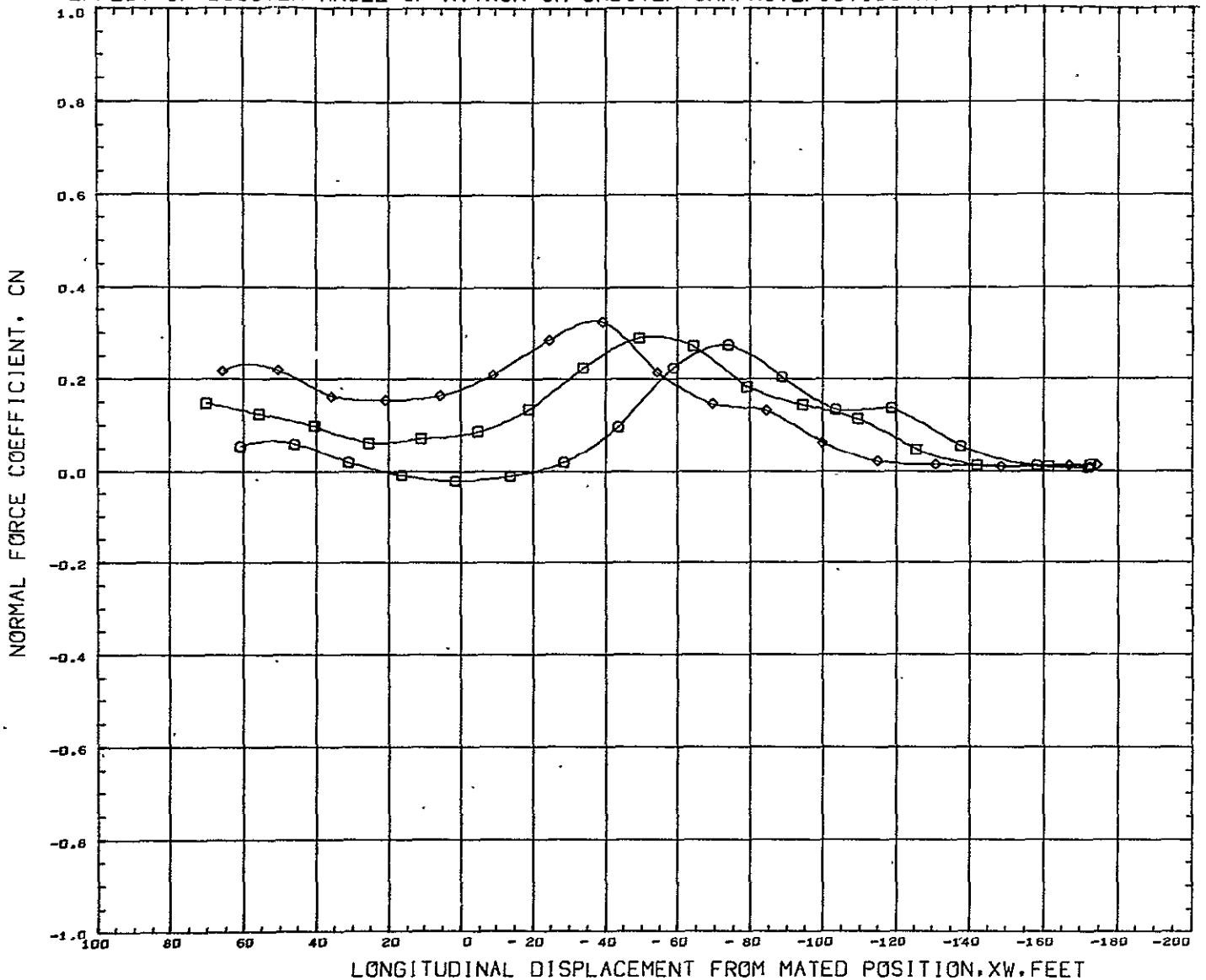
EFFECT OF BOOSTER ANGLE OF ATTACK ON ORBITER CHARACTERISTICS AT M=1.6



DATA SET SYMBOL	CONFIGURATION DESCRIPTION	PARAMETRIC VALUES		REFERENCE INFORMATION				
(00A003)	GDHST 304-D 130G (ALPHA= 0) + B9J (ALPHA= 0)	ALPHA0	0.000	ALPHAB	0.000	REFS	5.4400	SQ IN
(00A051)	GDHST 304-D 130G (ALPHA= 0) + B9J (ALPHA=- 5)	MACH	1.600	BETA	0.000	REFL	1.1302	IN
(00A053)	GDHST 304-D 130G (ALPHA= 0) + B9J (ALPHA=-10)	HORZTL	0.000			REFB	5.2150	IN
						XHRF	4.5255	IN
						YHRF	0.0000	IN
						ZHRF	0.8510	IN
						SCALE	0.0035	

GAP Z 54.380

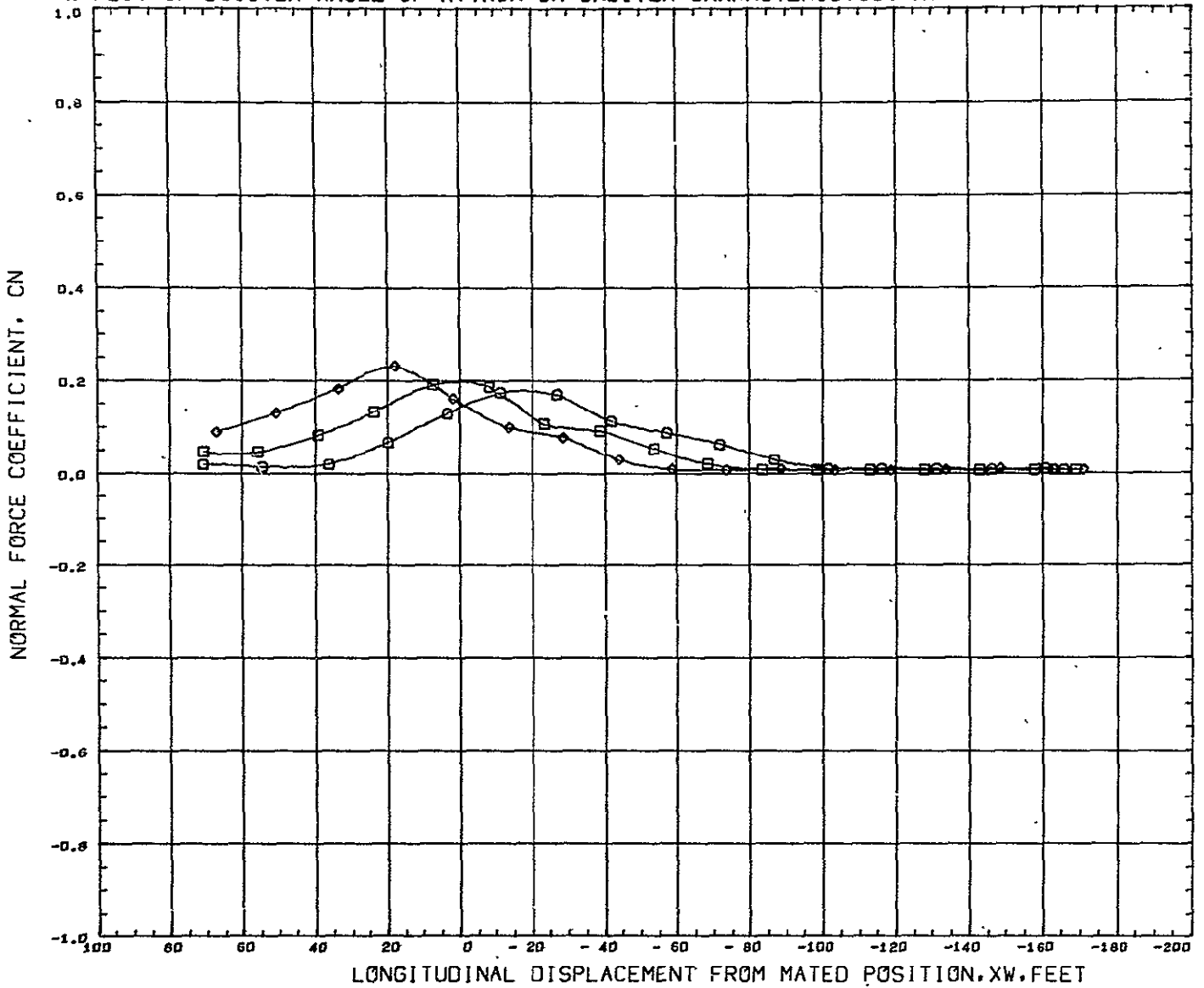
EFFECT OF BOOSTER ANGLE OF ATTACK ON ORBITER CHARACTERISTICS AT M=1.6



DATA SET SYMBOL	CONFIGURATION DESCRIPTION	PARAMETRIC VALUES			REFERENCE INFORMATION		
(00A093)	GDHST 304-D 130G (ALPHA= 0) + B9J (ALPHA= 0)	ALPHA0	0.000	ALPHAB	0.000	REFS	5.4400 SQ IN
(00A051)	GDHST 304-D 130G (ALPHA= 0) + B9J (ALPHA=- 5)	MACH	1.600	BETA	0.000	REFL	1.1302 IN
(00A053)	GDHST 304-D 130G (ALPHA= 0) + B9J (ALPHA=-10)	HORZTL	0.000			REFB	5.2150 IN
						XMRP	4.5255 IN
						YMRP	0.0000 IN
						ZMRP	0.6510 IN
						SCALE	0.0036

GAP Z 4.380

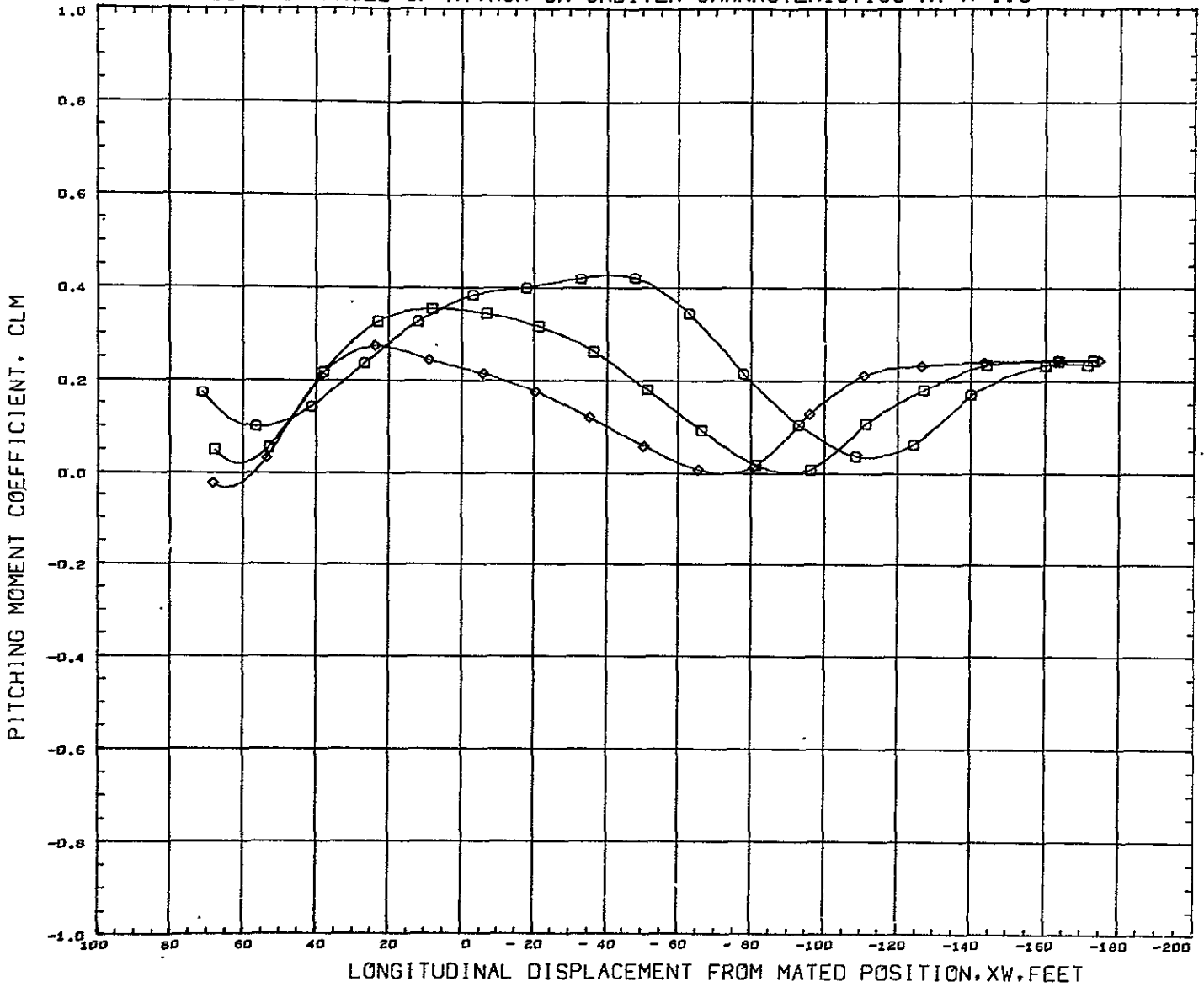
EFFECT OF BOOSTER ANGLE OF ATTACK ON ORBITER CHARACTERISTICS AT M=1.6



DATA SET SYMBOL	CONFIGURATION DESCRIPTION	PARAMETRIC VALUES	REFERENCE INFORMATION
(00A003)	GDMST 304-0 130G (ALPHA= 0) + B9J (ALPHA= 0)	ALPHA0 0.000 ALPHAB 0.000	REFS 5.4400 SQ IN
(00A051)	GDMST 304-0 130G (ALPHA= 0) + B9J (ALPHA=- 5)	MACH 1.600 BETA 0.000	REFL 1.1302 IN
(00A053)	GDMST 304-0 130G (ALPHA= 0) + B9J (ALPHA=-10)	HORZTL 0.000	REFB 5.2150 IN
			XMRP 4.5255 IN
			YMRP 0.0000 IN
			ZMRP 0.6510 IN
			SCALE 0.0035

GAP Z 54.380

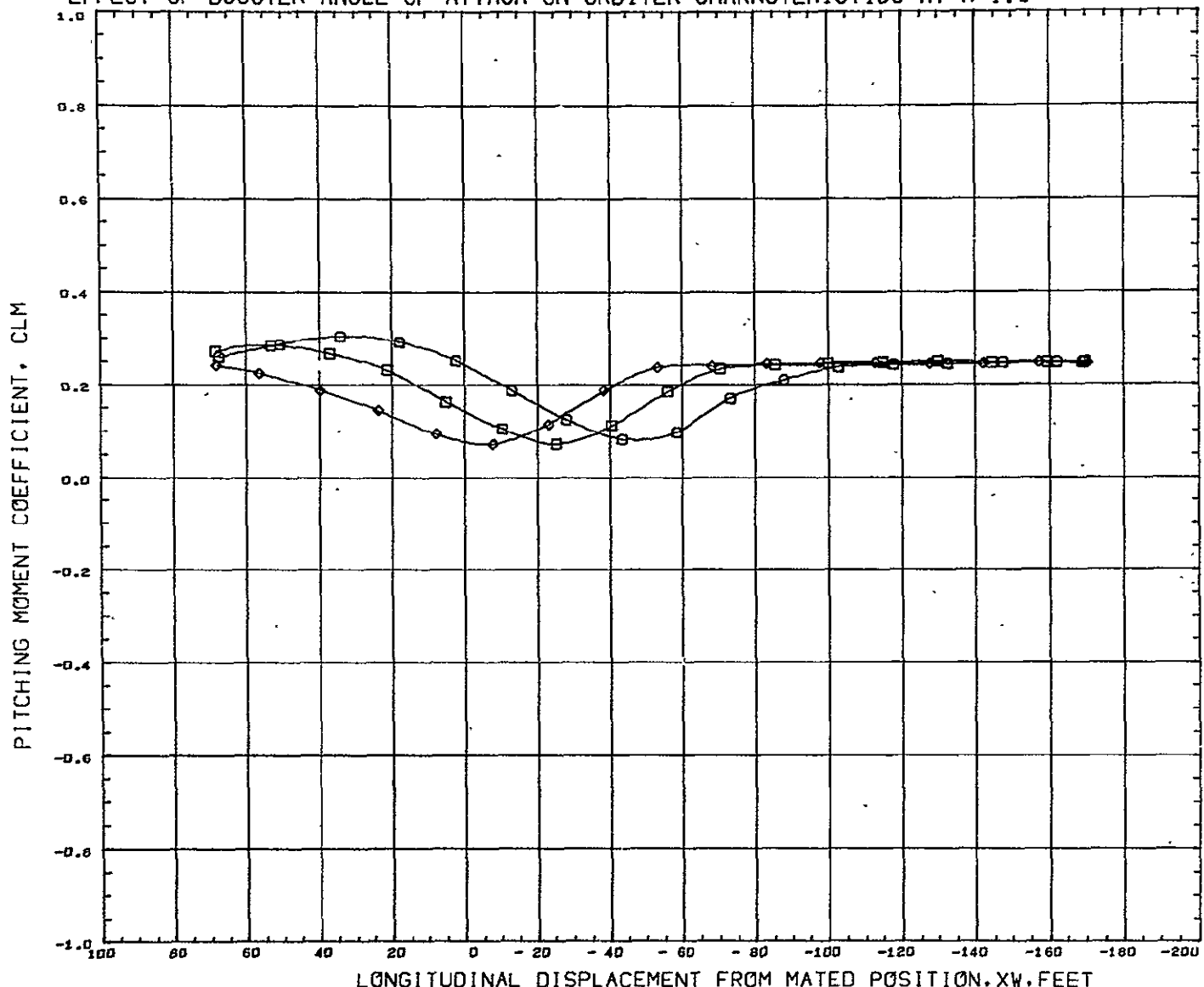
EFFECT OF BOOSTER ANGLE OF ATTACK ON ORBITER CHARACTERISTICS AT M=1.6



DATA SET SYMBOL	CONFIGURATION DESCRIPTION	PARAMETRIC VALUES	REFERENCE INFORMATION
(00A013)	GDHST 304-D 130G (ALPHA=-5) + B9J (ALPHA=-5)	ALPHA0 - 5.000 ALPHAB - 5.000	REFS 5.4400 SQ IN
(00A014)	GDHST 304-D 130G (ALPHA=-5) + B9J (ALPHA=-10)	MACH 1.600 BETA 0.000	REFL 1.1302 IN
(00A015)	GDHST 304-D 130G (ALPHA=-5) + B9J (ALPHA=-15)	HORZTL 0.000	REFB 5.2150 IN
			XMRF 4.5255 IN
			YMRF 0.0000 IN
			ZMRF 0.6510 IN
			SCALE 0.0035

GAF Z 4.380

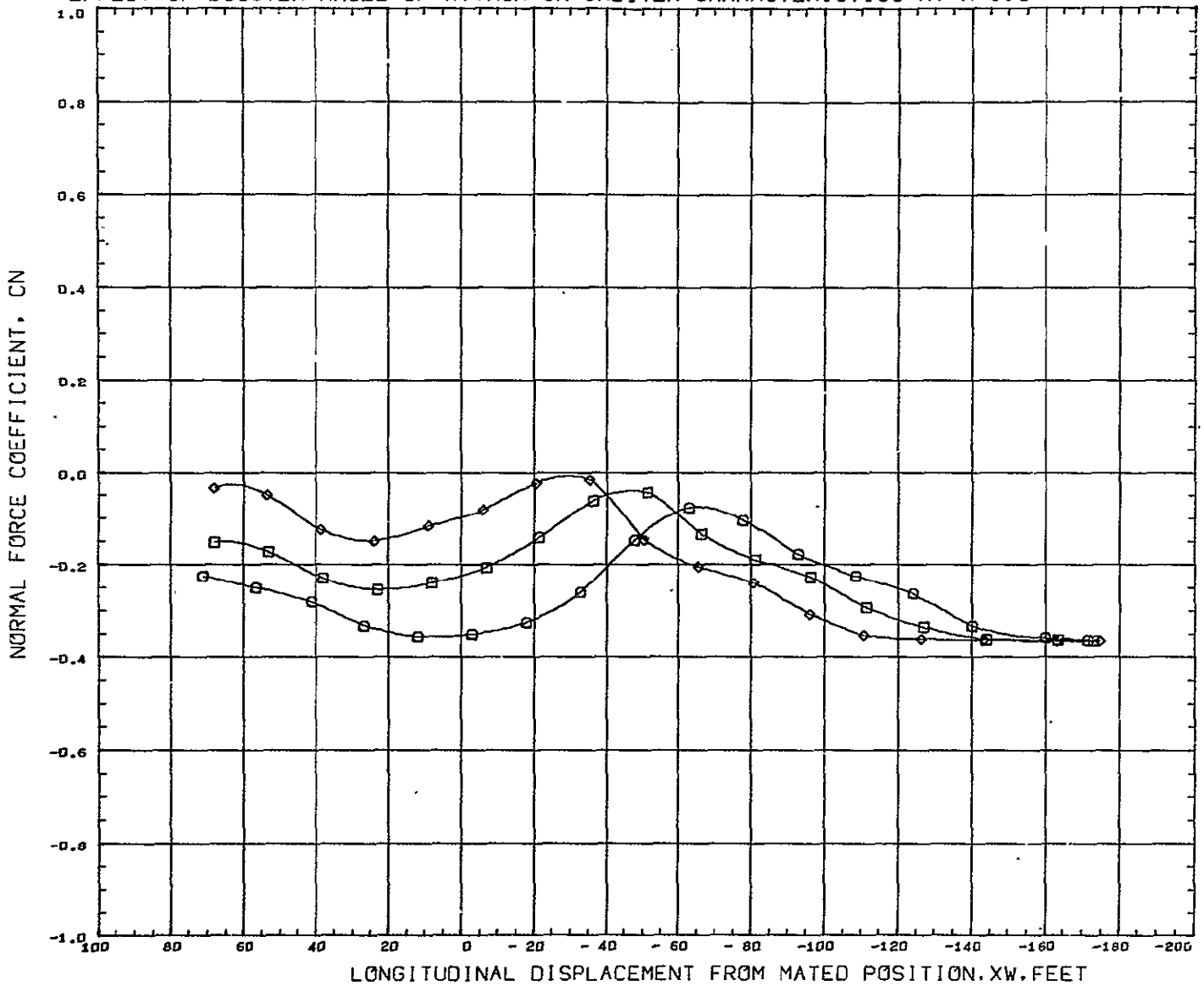
EFFECT OF BOOSTER ANGLE OF ATTACK ON ORBITER CHARACTERISTICS AT M=1.6



DATA SET SYMBOL	CONFIGURATION DESCRIPTION	PARAMETRIC VALUES	REFERENCE INFORMATION
(00A013)	GDHST 304-D 130G (ALPHA=-5) + B9J (ALPHA=-5)	ALPHA0 - 5.000 ALPHA8 - 5.000	REFS 5.4400 SQ IN
(00A014)	GDHST 304-D 130G (ALPHA=-5) + B9J (ALPHA=-10)	MACH 1.600 BETA 0.000	REFL 1.1302 IN
(00A015)	GDHST 304-D 130G (ALPHA=-5) + B9J (ALPHA=-15)	HORZTL 0.000	REFB 5.2150 IN
			XMRP 4.5255 IN
			YMRP 0.0000 IN
			ZMRP 0.6510 IN
			SCALE 0.0035

CAF 2 54.380

EFFECT OF BOOSTER ANGLE OF ATTACK ON ORBITER CHARACTERISTICS AT M=1.6

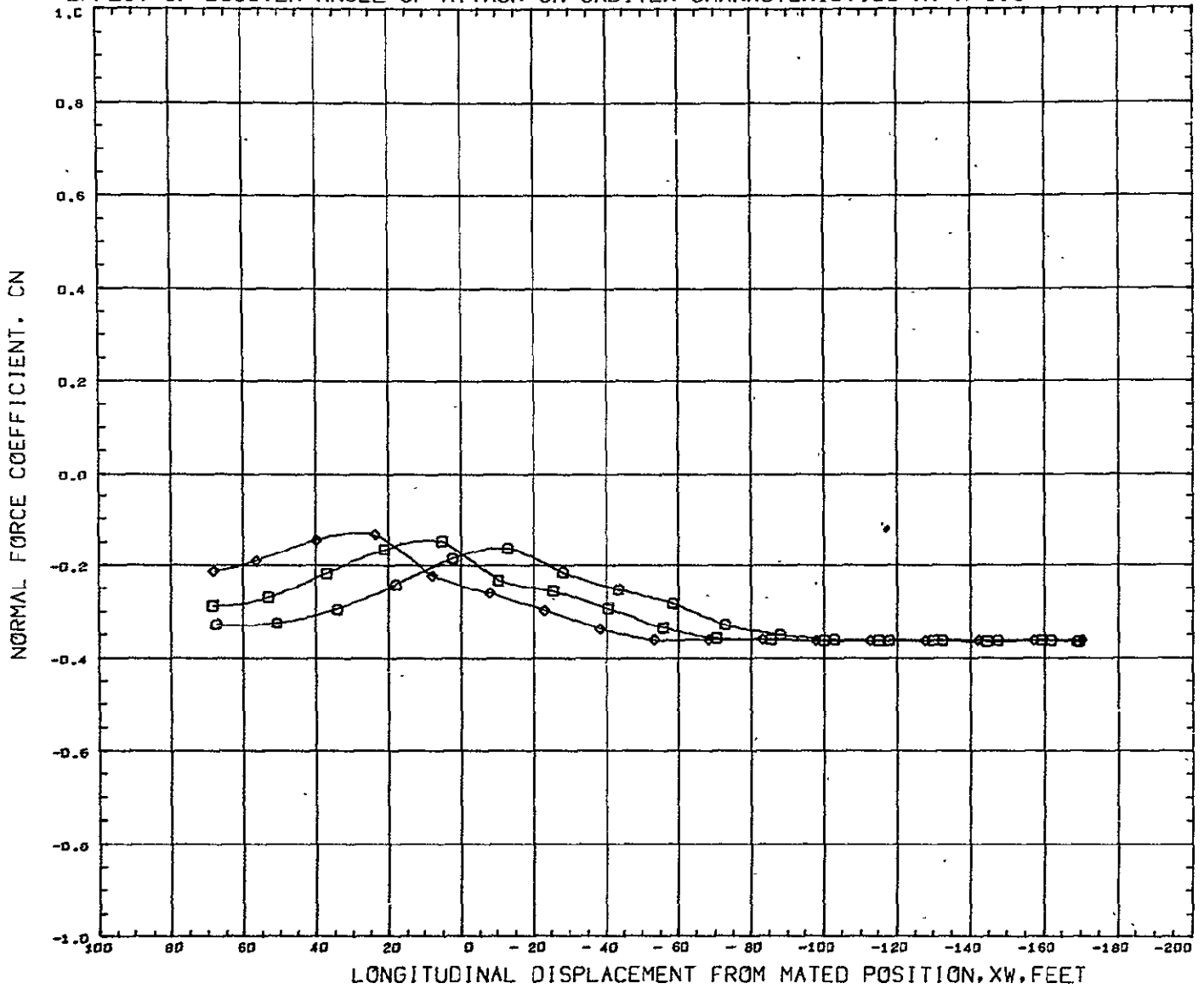


LONGITUDINAL DISPLACEMENT FROM MATED POSITION, XW, FEET

DATA SET SYMBOL	CONFIGURATION DESCRIPTION	PARAMETRIC VALUES	REFERENCE INFORMATION
(00A013)	GDHST 304-D 130G (ALPHA=-5) + B9J (ALPHA=-5)	ALPHA0 - 5.000	REFS 5.4400 SQ IN
(00A014)	GDHST 304-D 130G (ALPHA=-5) + B9J (ALPHA=-10)	MACH 1.600	REFL 1.1302 IN
(00A015)	GDHST 304-D 130G (ALPHA=-5) + B9J (ALPHA=-15)	BETA 0.000	REFB 5.2190 IN
		HORZTL 0.000	XMRP 4.5255 IN
			YMRP 0.0000 IN
			ZMRP 0.6510 IN
			SCALE 0.0035

GAF 2 4.380

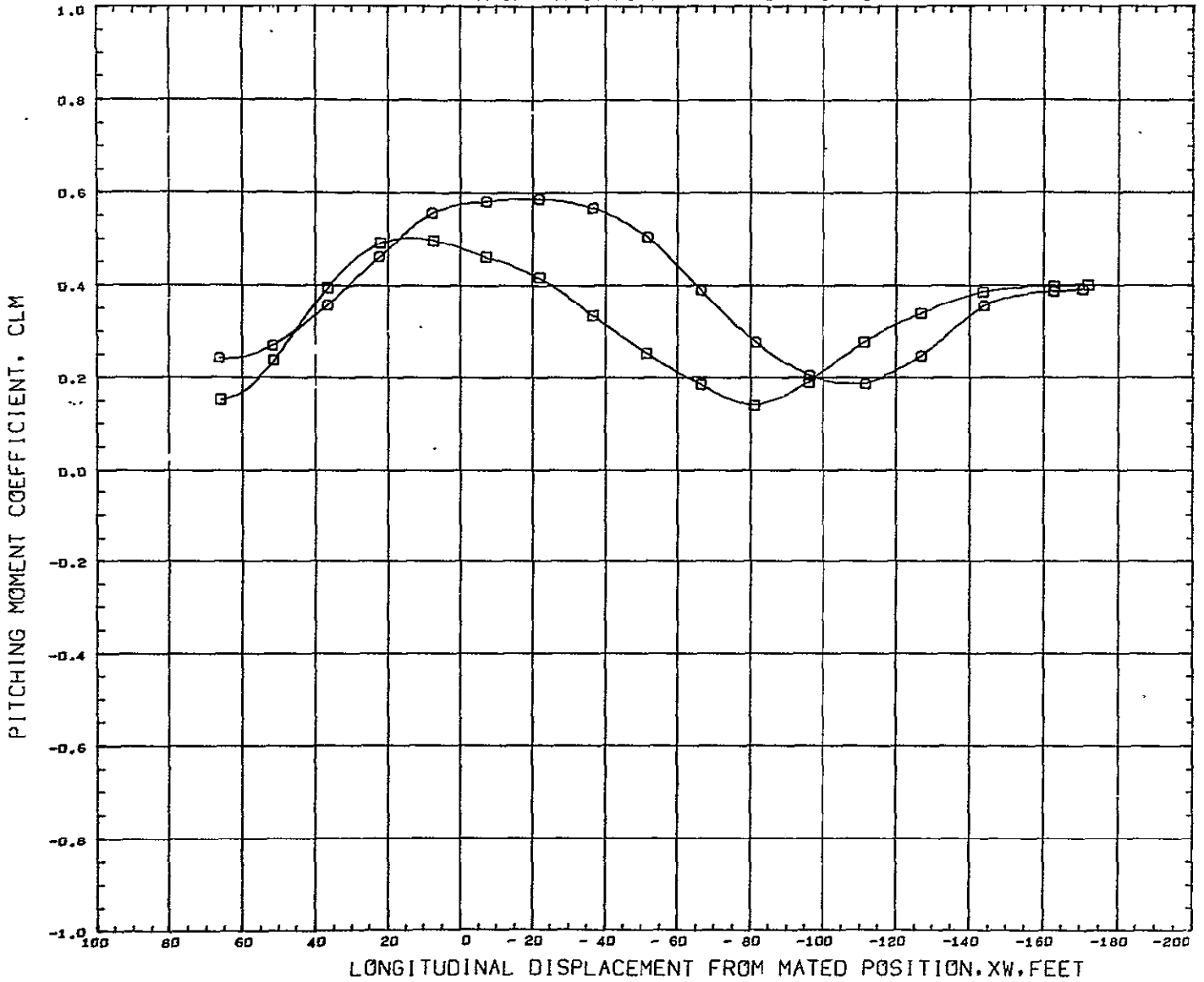
EFFECT OF BOOSTER ANGLE OF ATTACK ON ORBITER CHARACTERISTICS AT M=1.6



DATA SET SYMBOL	CONFIGURATION DESCRIPTION	PARAMETRIC VALUES	REFERENCE INFORMATION
(00A013)	GCHST 304-D 130G (ALPHA=- 5) + B9J (ALPHA=- 5)	ALPHA0 - 5.000 ALPHAB - 5.000	REFS 5.4400 SQ IN
(00A014)	GCHSI 304-D 130G (ALPHA=- 5) + B9J (ALPHA=-10)	MACH 1.600 BETA 0.000	REFL 1.1302 IN
(00A015)	GCHST 304-D 130G (ALPHA=- 5) + B9J (ALPHA=-15)	HORZTL 0.000	REFB 5.2150 IN
			XMRF 4.5255 IN
			YMRF 0.0000 IN
			ZMRF 0.6510 IN
			SCALE 0.0035

GAF Z 54.380

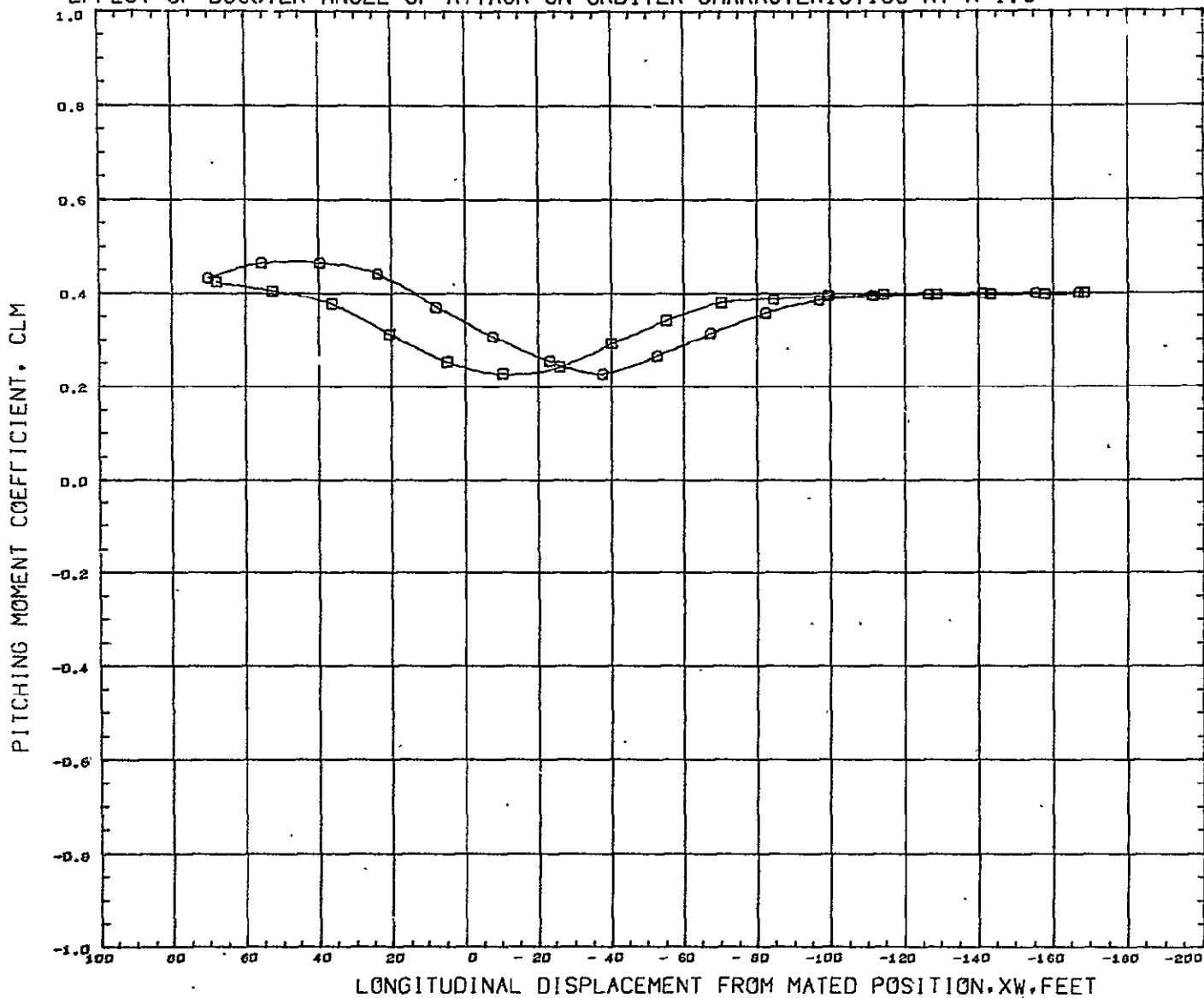
EFFECT OF BOOSTER ANGLE OF ATTACK ON ORBITER CHARACTERISTICS AT M=1.6



DATA SET SYMBOL	CONFIGURATION DESCRIPTION	PARAMETRIC VALUES		REFERENCE INFORMATION				
(00A016)	GDHST 304-0 130G (ALPHA=-10) + B9J (ALPHA=-10)	ALPHA0	-10.000	ALPHAB	-10.000	REFS	5.4400	SQ IN
(00A017)	GDHST 304-0 130G (ALPHA=-10) + B9J (ALPHA=-15)	MACH	1.600	BETA	0.000	REFL	1.1302	IN
		HORZTL	0.000			REFB	5.2150	IN
						XMRP	4.5255	IN
						YMRP	0.0000	IN
						ZMRP	0.6510	IN
						SCALE	0.0035	

CAF Z 4.380

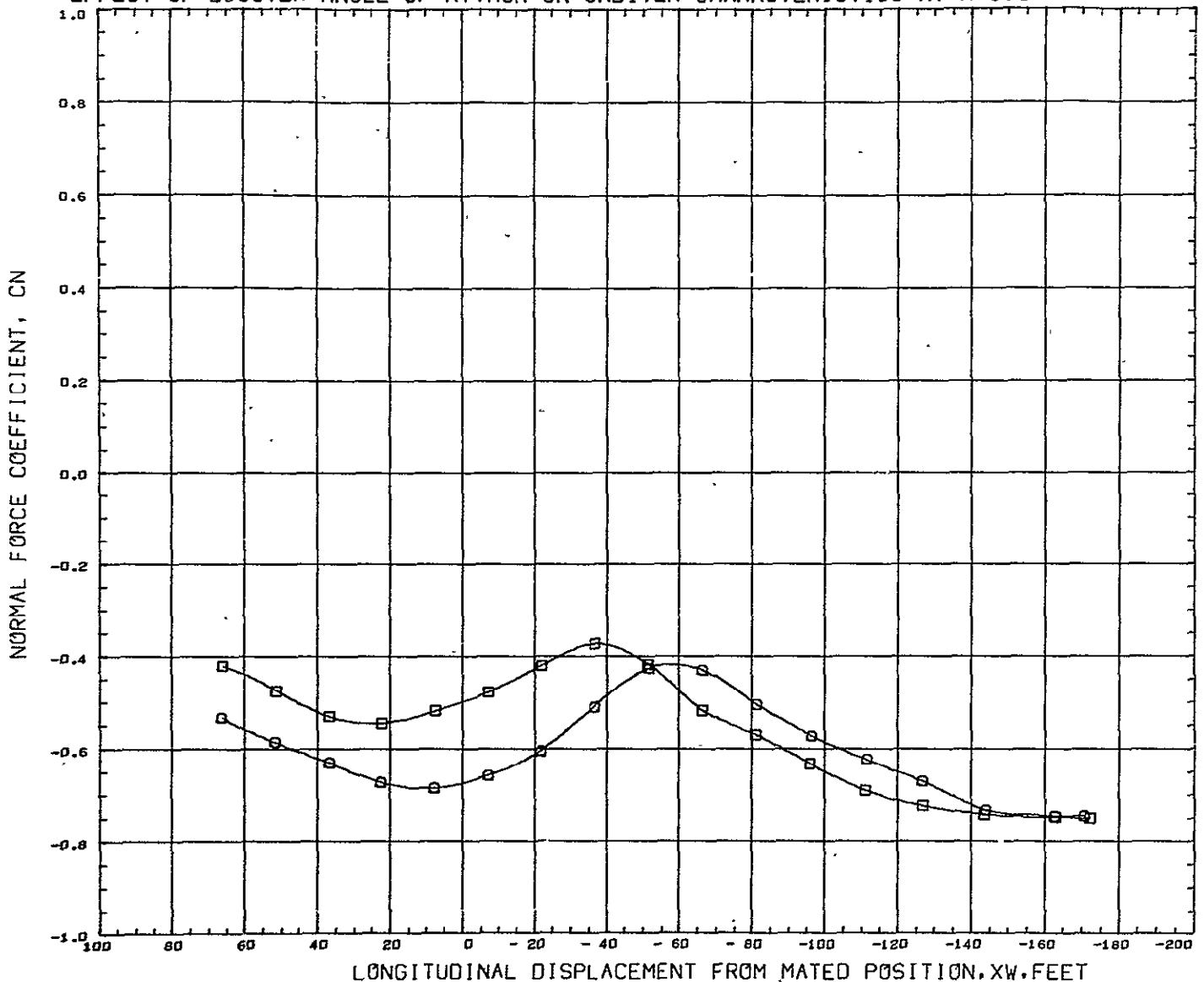
EFFECT OF BOOSTER ANGLE OF ATTACK ON ORBITER CHARACTERISTICS AT M=1.6



DATA SET SYMBOL	CONFIGURATION DESCRIPTION	PARAMETRIC VALUES	REFERENCE INFORMATION
(00A016)	GDHST 304-0 130G (ALPHA=-10) + B9J (ALPHA=-10)	ALPHA0 - 10.000 ALPHA8 - 10.000	REFS 5.4400 SQ IN
(00A017)	GDHST 304-0 130G (ALPHA=-10) + B9J (ALPHA=-15)	MACH 1.600 BETA 0.000	REFL 1.1302 IN
		HORZTL 0.000	REFB 5.2150 IN
			XMRP 4.5255 IN
			YMRP 0.0000 IN
			ZMRP 0.6510 IN
			SCALE 0.0035

GAP 2 54,380

EFFECT OF BOOSTER ANGLE OF ATTACK ON ORBITER CHARACTERISTICS AT M=1.6

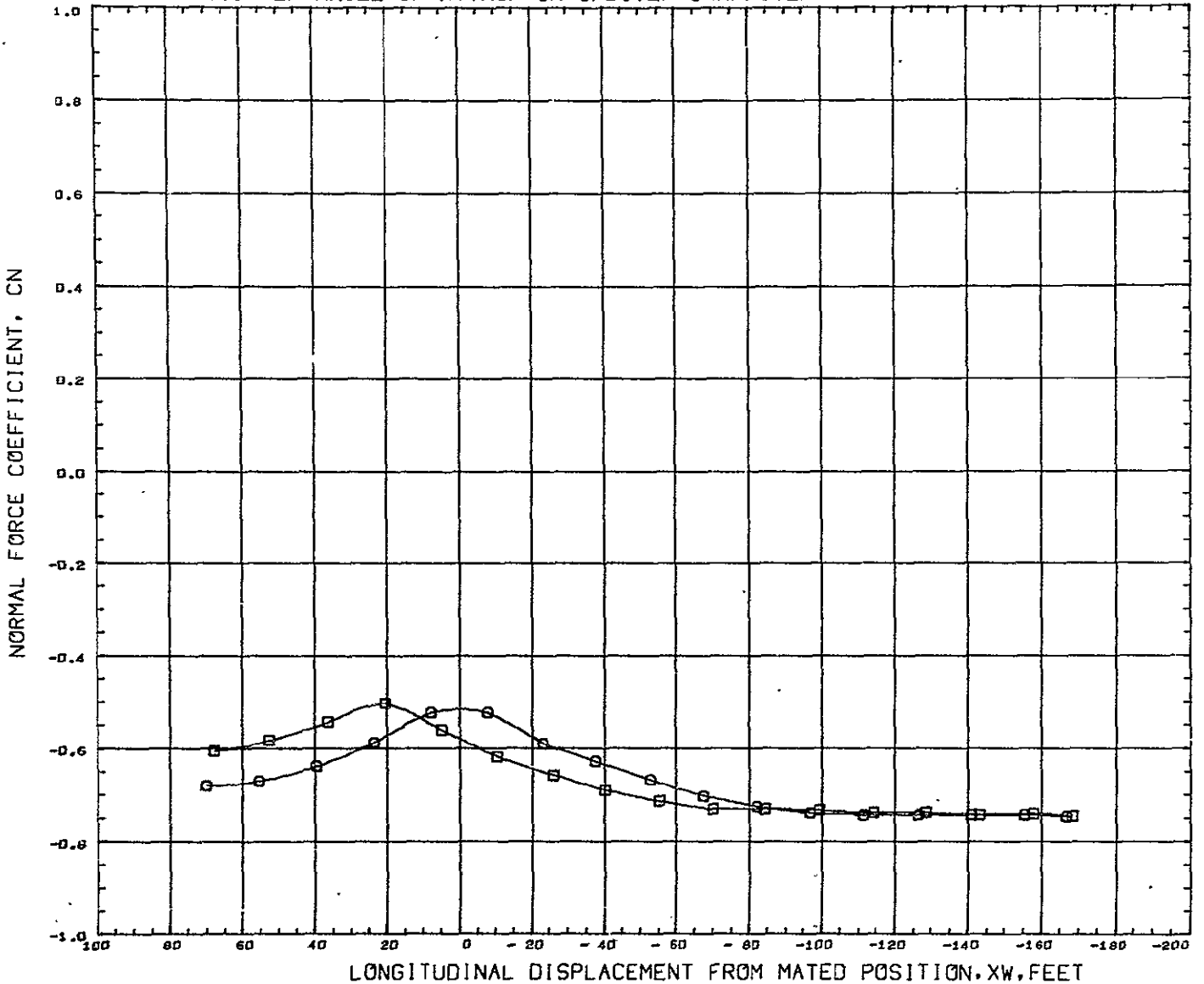


LONGITUDINAL DISPLACEMENT FROM MATED POSITION, XW, FEET

DATA SET SYMBOL	CONFIGURATION DESCRIPTION	PARAMETRIC VALUES		REFERENCE INFORMATION				
(00A916)	GDHST 304-D 130G (ALPHA=-10) + B9J (ALPHA=-10)	ALPHA0	- 10.000	ALPHA0	- 10.000	REFS	5.4400	SQ IN
(00A917)	GDHST 304-D 130G (ALPHA=-10) + B9J (ALPHA=-15)	MACH	1.600	BETA	0.000	REFL	1.1302	IN
		HORZTL	0.000			REFB	5.2150	IN
						XMRP	4.0255	IN
						YMRP	0.0000	IN
						ZMRP	0.6510	IN
						SCALE	0.0035	

GAP Z 4.380

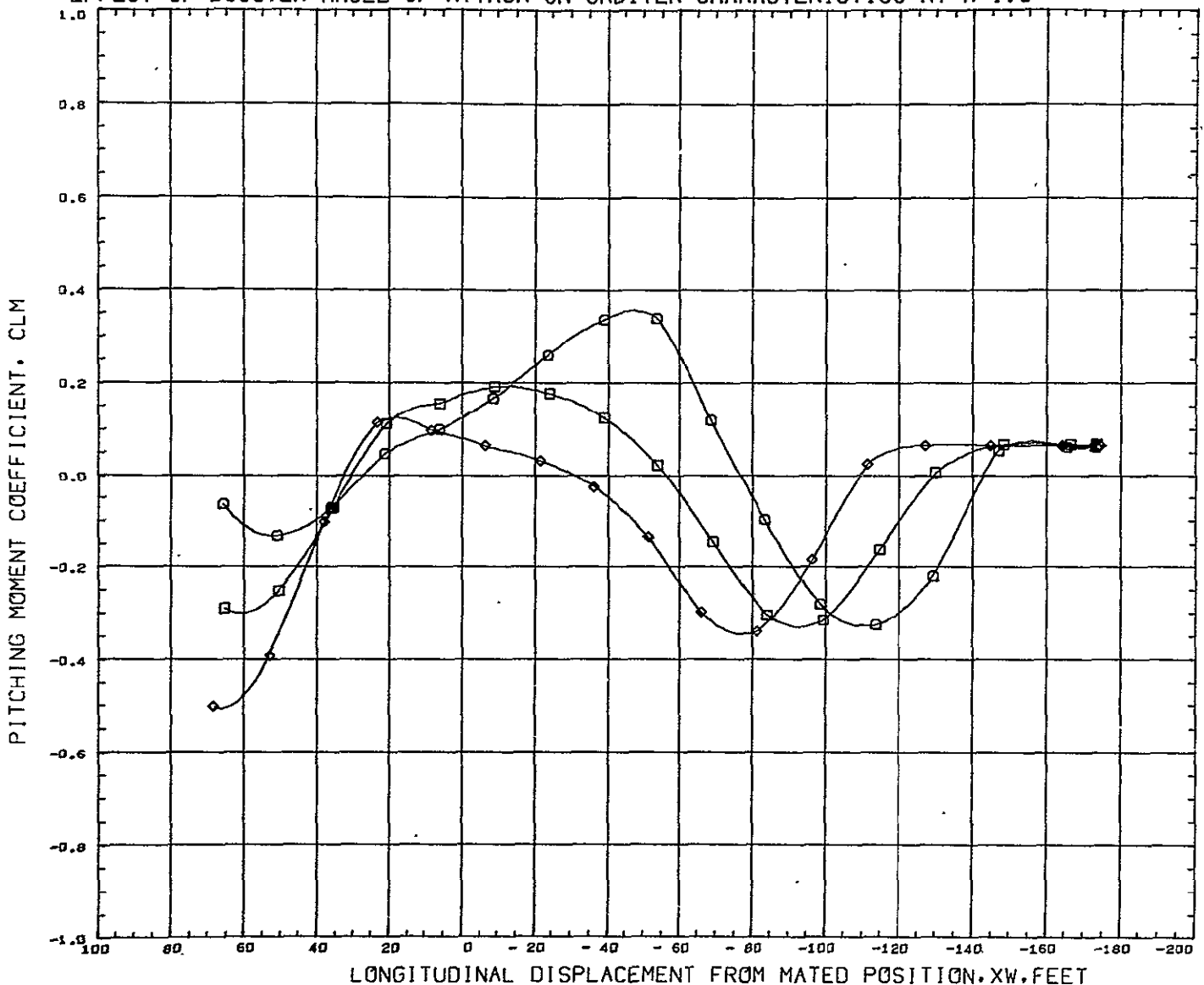
EFFECT OF BOOSTER ANGLE OF ATTACK ON ORBITER CHARACTERISTICS AT M=1.6



DATA SET SYMBOL	CONFIGURATION DESCRIPTION	PARAMETRIC VALUES		REFERENCE INFORMATION					
(00AD16)	GDHST 304-D 130G (ALPHA=-10) + B9J (ALPHA=-10)	ALPHA0	- 10.000	ALPHA8	- 10.000	REFS	5.4400	SQ	IN
(00AD17)	GDHST 304-D 130G (ALPHA=-10) + B9J (ALPHA=-15)	HACH	1.600	BETA	0.000	REFL	1.1302	IN	
		HORZTL	0.000			REFB	5.2150	IN	
						XHRP	4.5255	IN	
						YHRP	0.0000	IN	
						ZHRP	0.6510	IN	
						SCALE	0.0035		

GAF Z 54.380

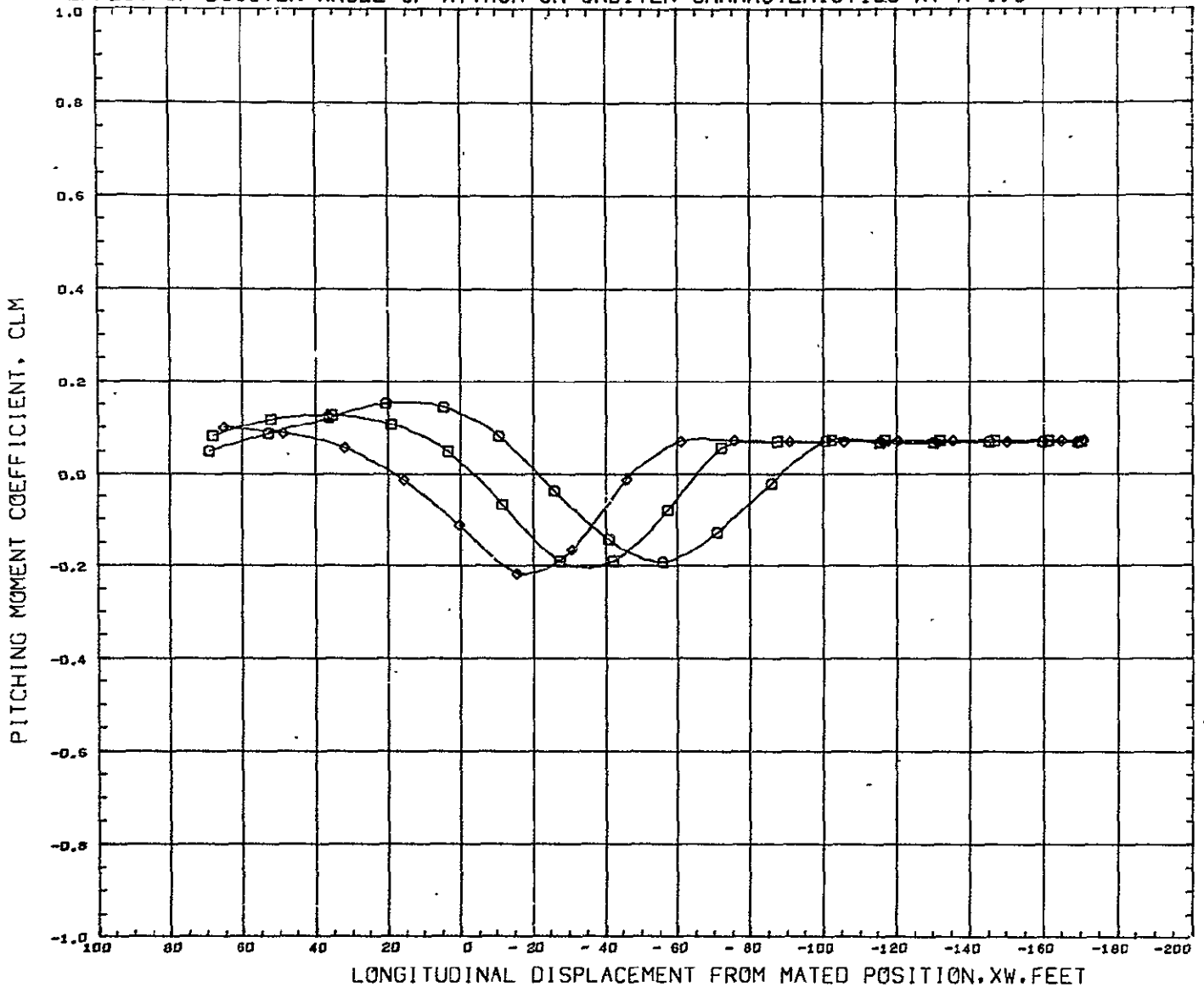
EFFECT OF BOOSTER ANGLE OF ATTACK ON ORBITER CHARACTERISTICS AT M=1.6



DATA SET SYMBOL	CONFIGURATION DESCRIPTION	PARAMETRIC VALUES	REFERENCE INFORMATION
(00A031)	GDHST 304-0 134B (ALPHA= 0) + B9J (ALPHA= 0)	ALPHA0 0.000 ALPHAB 0.000	REFS 10.7320 SQ IN
(00A032)	GDHST 304-0 134B (ALPHA= 0) + B9J (ALPHA=- 5)	MACH 1.600 BETA 0.000	REFL 2.8742 IN
(00A033)	GDHST 304-0 134B (ALPHA= 0) + B9J (ALPHA=-10)	ELVTR 0.000 RUDDER 0.000	REFB 4.9798 IN
			XMRP 4.9788 IN
			YMRP 0.0000 IN
			ZMRP 0.4550 IN
			SCALE 0.0035

GAP Z 4.380

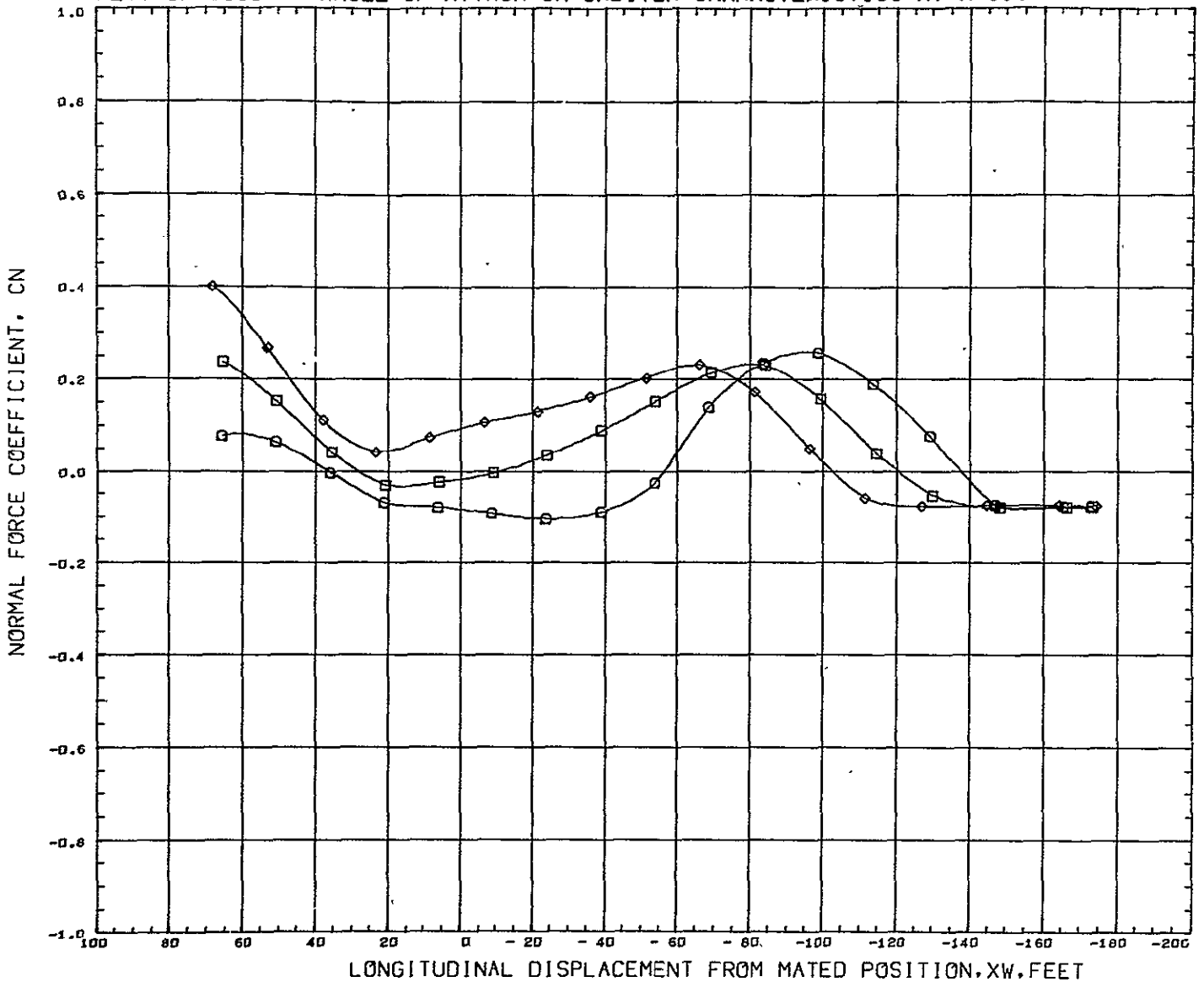
EFFECT OF BOOSTER ANGLE OF ATTACK ON ORBITER CHARACTERISTICS AT M=1.6



DATA SET SYMBOL	CONFIGURATION DESCRIPTION	PARAMETRIC VALUES	REFERENCE INFORMATION
(00A031)	GDHST 304-D 134B (ALPHA= 0) + 89J (ALPHA= 0)	ALPHA0 0.000 ALPHA8 0.000	REFS 10.7320 SQ IN
(00A032)	GDHST 304-D 134B (ALPHA= 0) + 89J (ALPHA=- 5)	MACH 1.600 BETA 0.000	REFL 2.8742 IN
(00A033)	GDHST 304-D 134B (ALPHA= 0) + 89J (ALPHA=-10)	ELVATR 0.000 RUDDER 0.000	REFB 4.9798 IN
			XMRP 4.9788 IN
			YMRP 0.0000 IN
			ZMRP 0.4550 IN
			SCALE 0.0035

GAP Z 54.380

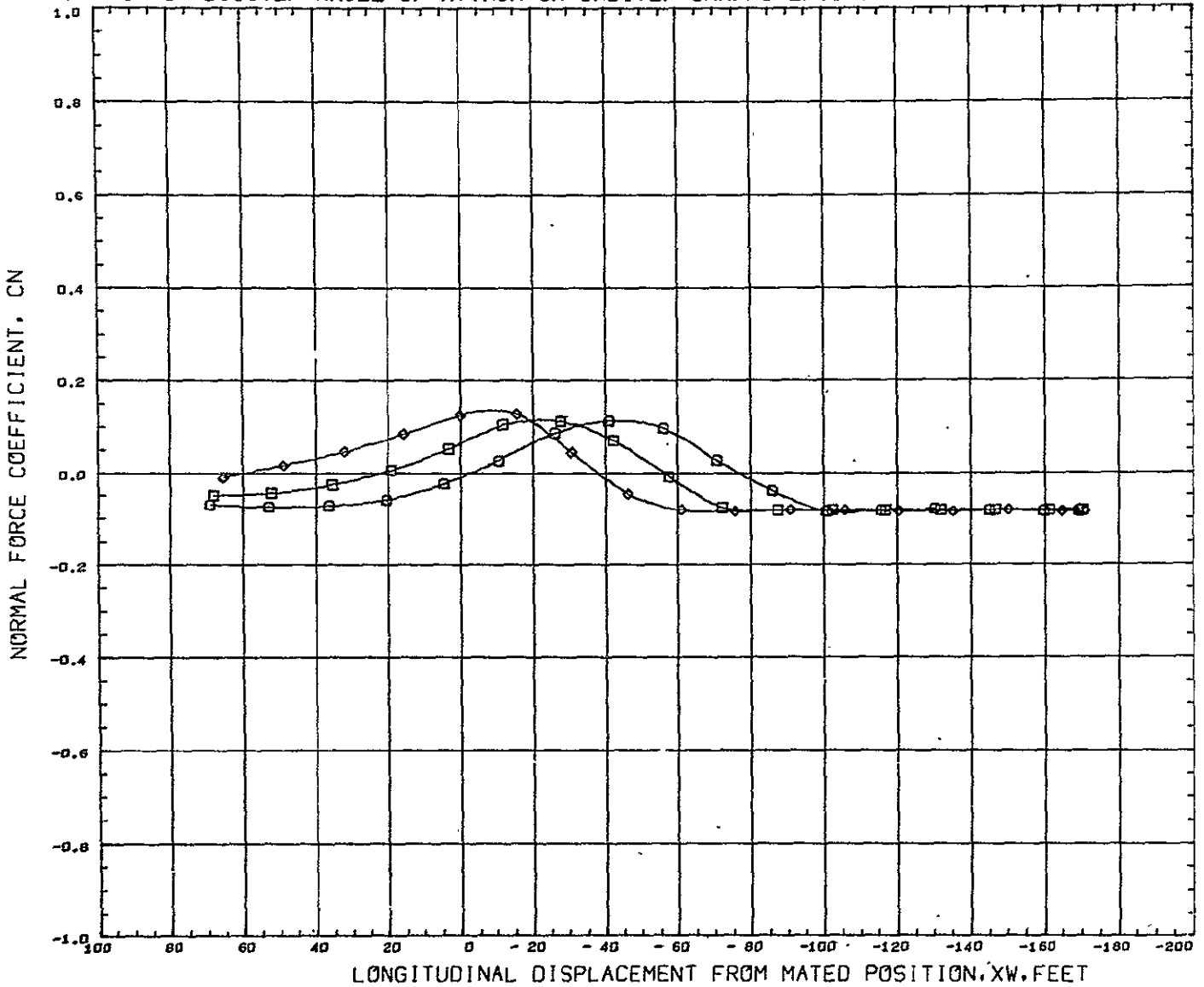
EFFECT OF BOOSTER ANGLE OF ATTACK ON ORBITER CHARACTERISTICS AT M=1.6



DATA SET SYMBOL	CONFIGURATION DESCRIPTION	PARAMETRIC VALUES	REFERENCE INFORMATION
(00A031)	GDHST 304-D 134B(ALPHA= 0) + B9J(ALPHA= 0)	ALPHA0 0.000 ALPHAB 0.000	REFS 10.7320 SQ IN
(00A032)	GDHST 304-D 134B(ALPHA= 0) + B9J(ALPHA=- 5)	MACH 1.600 BETA 0.000	REFL 2.8742 IN
(00A033)	GDHST 304-D 134B(ALPHA= 0) + B9J(ALPHA=-10)	ELVATR 0.000 RUDDER 0.000	REFB 4.9798 IN
			XMRP 4.9768 IN
			YMRP 0.0000 IN
			ZMRP 0.4550 IN
			SCALE 0.0035

GAP Z 4.380

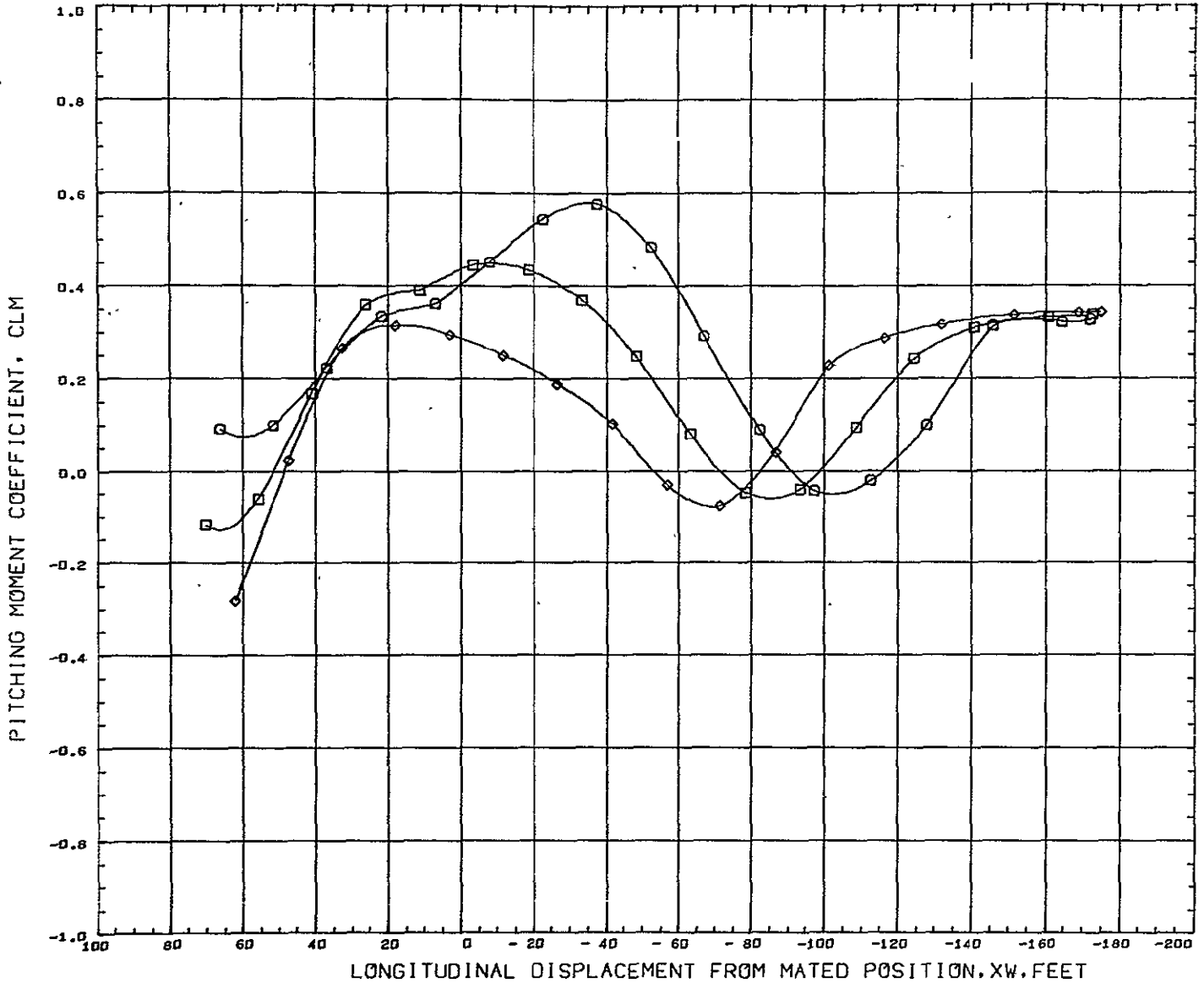
EFFECT OF BOOSTER ANGLE OF ATTACK ON ORBITER CHARACTERISTICS AT M=1.6



DATA SET SYMBOL	CONFIGURATION DESCRIPTION	PARAMETRIC VALUES				REFERENCE INFORMATION		
(00A031)	GDHST 304-D 134B (ALPHA= 0) + 09J (ALPHA= 0)	ALPHA0	0.000	ALPHAB	0.000	REFS	10.7320	SG IN
(00A032)	GDHST 304-D 134B (ALPHA= 0) + 09J (ALPHA=- 5)	HACH	1.600	BETA	0.000	REFL	2.8742	IN
(00A033)	GDHST 304-D 134B (ALPHA= 0) + 09J (ALPHA=-10)	ELVATR	0.000	RUDDER	0.000	REFB	4.9798	IN
						XNRF	4.9788	IN
						YHRF	0.0000	IN
						ZHRF	0.4550	IN
						SCALE	0.0035	

GAF Z 54.380

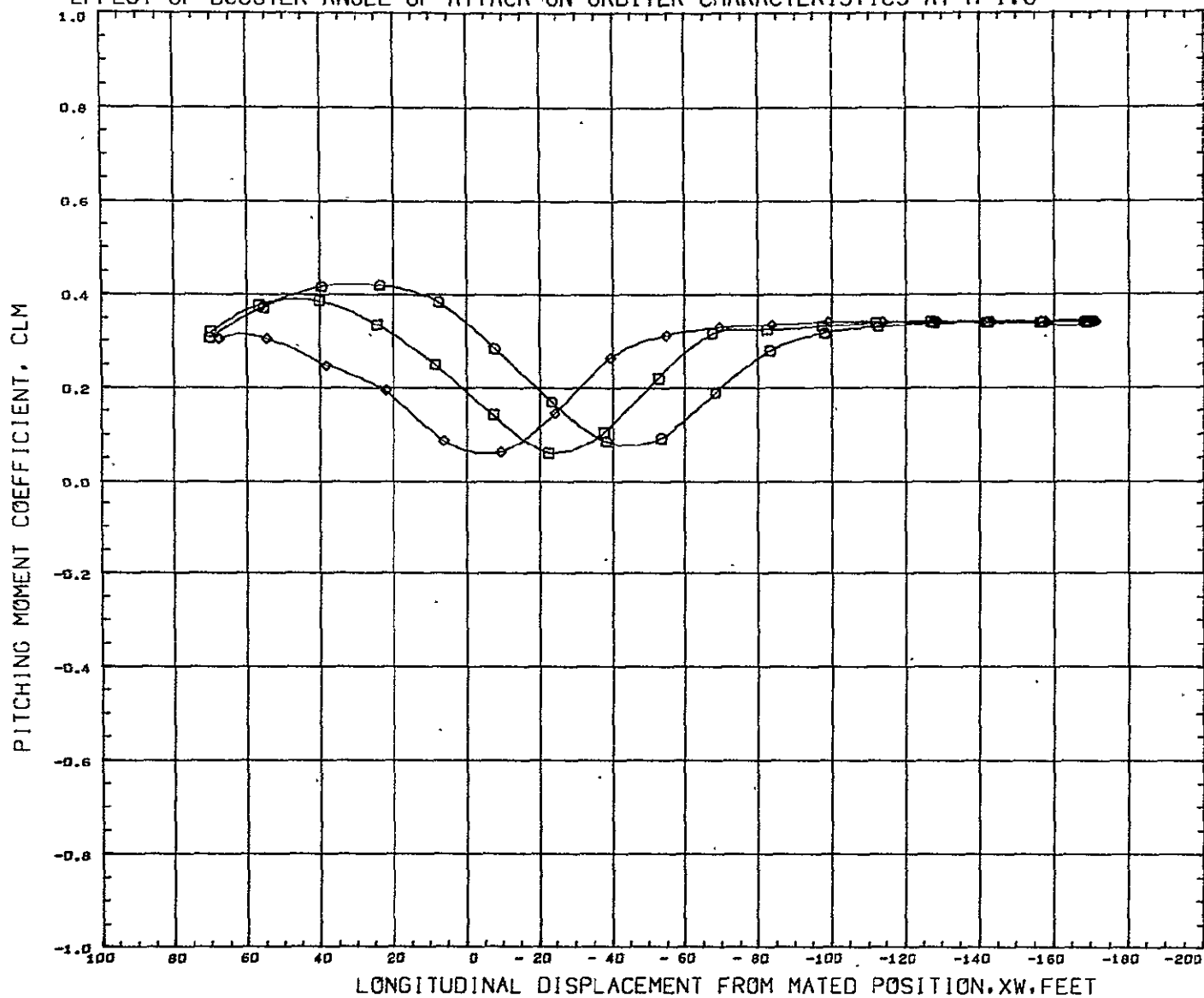
EFFECT OF BOOSTER ANGLE OF ATTACK ON ORBITER CHARACTERISTICS AT M=1.6



DATA SET	SYMBOL	CONFIGURATION DESCRIPTION	PARAMETRIC VALUES				REFERENCE INFORMATION		
(00A039)	○	GCHST 304-D 134B (ALPHA=- 5) + B9J (ALPHA=- 5)	ALPHA0	- 5.000	ALPHA8	- 5.000	REFS	10.7320	Sq IN
(00A040)	□	GCHST 304-D 134B (ALPHA=- 5) + B9J (ALPHA=-10)	MACH	1.600	BETA	0.000	REFL	2.8742	IN
(00A041)	◇	GCHST 304-D 134B (ALPHA=- 5) + B9J (ALPHA=-15)	ELVATR	0.000	RUDDER	0.000	REFB	4.9798	IN
							XMRP	4.9788	IN
							YMRP	0.0000	IN
							ZMRP	0.4550	IN
							SCALE	0.0035	

GAF Z 4.380

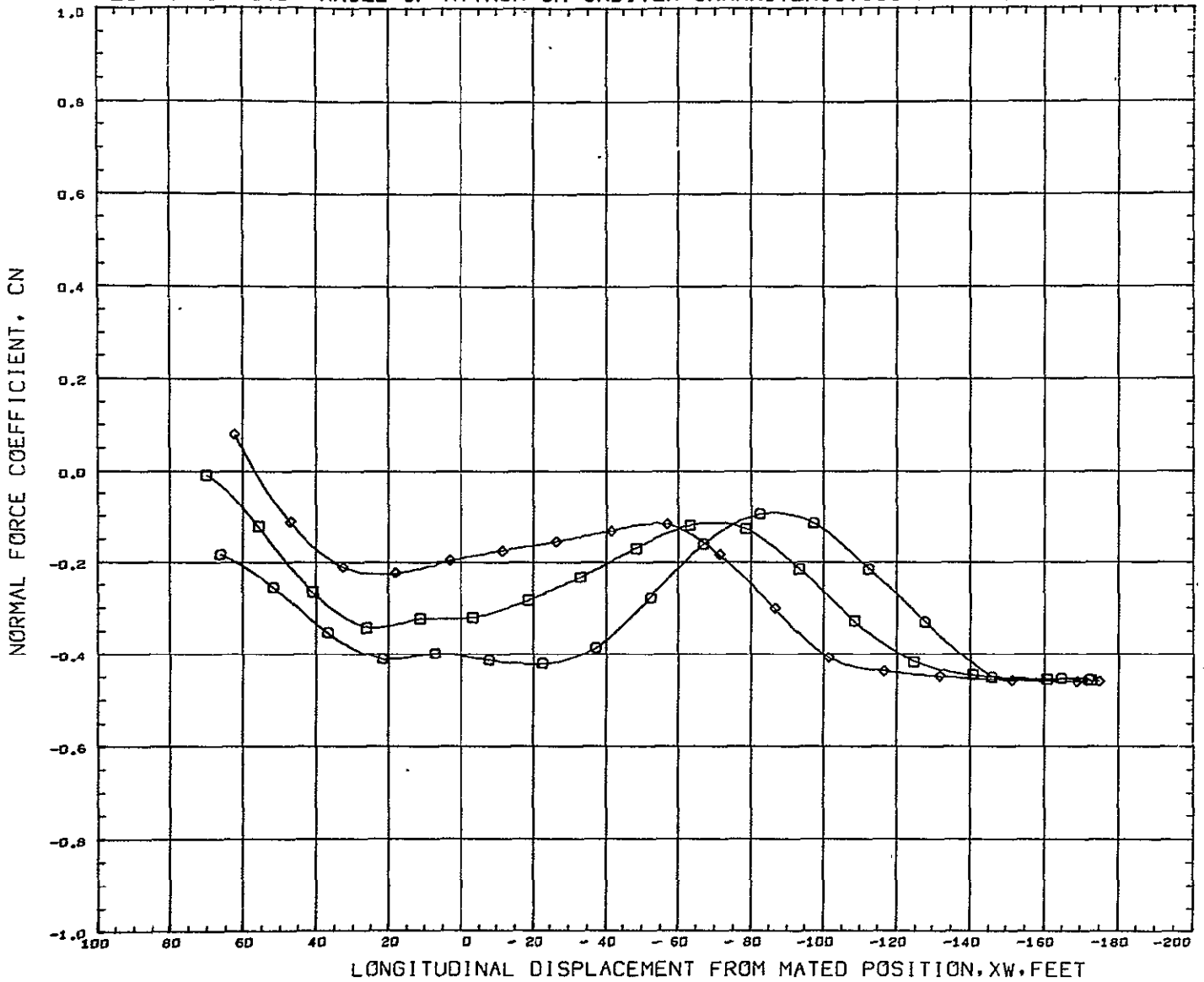
EFFECT OF BOOSTER ANGLE OF ATTACK ON ORBITER CHARACTERISTICS AT M=1.6



DATA SET SYMBOL	CONFIGURATION DESCRIPTION	PARAMETRIC VALUES	REFERENCE INFORMATION
(00A039)	GDHST 304-D 134B (ALPHA=- 5) + B9J (ALPHA=- 5)	ALPHA0 - 5.000 ALPHA8 - 5.000	REFS 10.7320 SQ IN
(00A040)	GDHST 304-D 134B (ALPHA=- 5) + B9J (ALPHA=-10)	MACH 1.600 BETA 0.000	REFL 2.8742 IN
(00A041)	GDHST 304-D 134B (ALPHA=- 5) + B9J (ALPHA=-15)	ELVATR 0.000 RUDDER 0.000	REFB 4.9798 IN
			XMRP 4.9788 IN
			YHRP 0.0000 IN
			ZHRP 0.4550 IN
			SCALE 0.0035

GAP Z 54.380

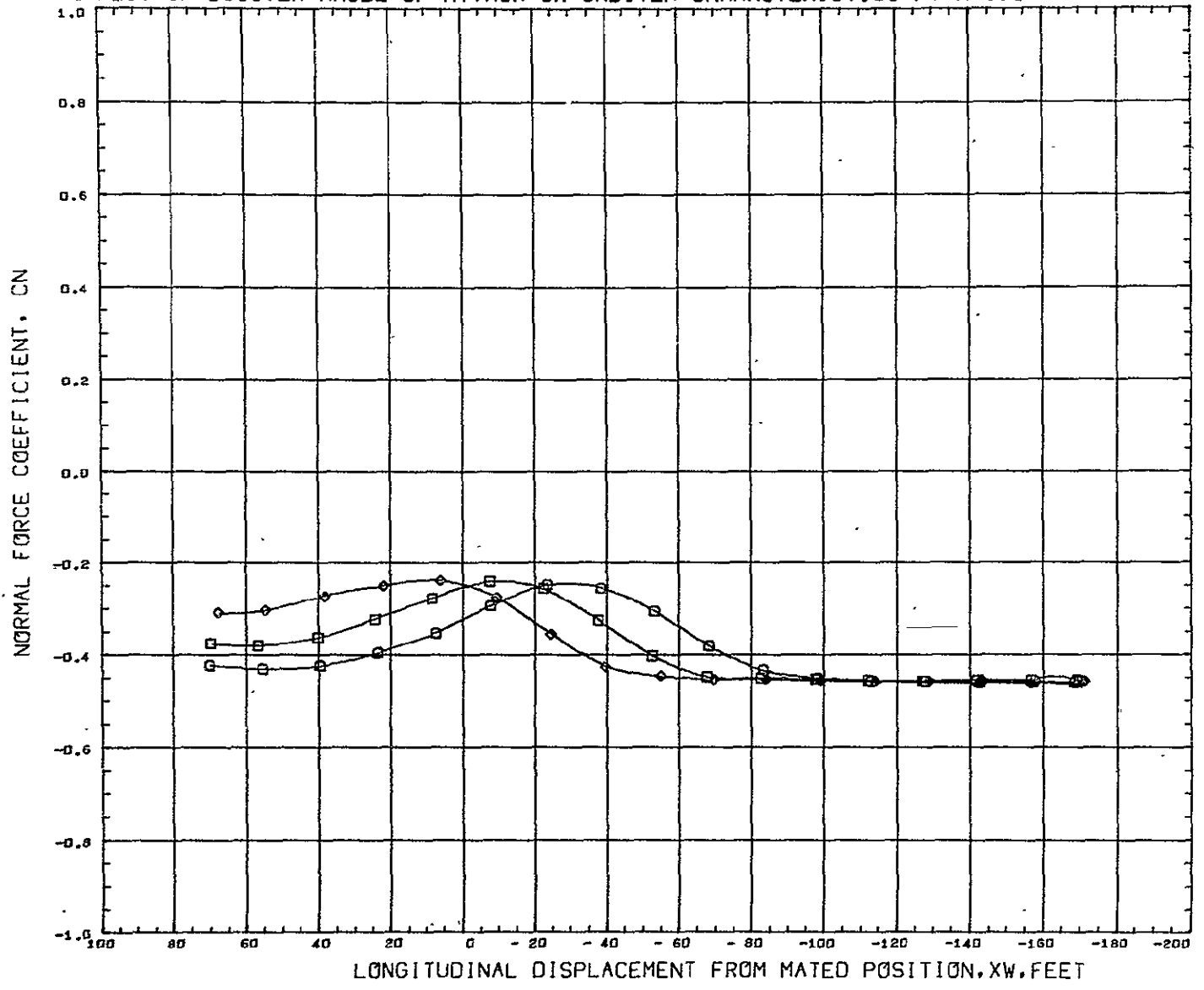
EFFECT OF BOOSTER ANGLE OF ATTACK ON ORBITER CHARACTERISTICS AT M=1.6



DATA SET SYMBOL	CONFIGURATION DESCRIPTION	PARAMETRIC VALUES	REFERENCE INFORMATION
(00AD39)	GDHST 304-D 134B (ALPHA=- 5) + B9J (ALPHA=- 5)	ALPHA0 - 5.000 ALPHA B - 5.000	REFS 10.7320 SQ IN
(00AD40)	GDHST 304-D 134B (ALPHA=- 5) + B9J (ALPHA=-10)	MACH 1.600 BETA 0.000	REFL 2.6742 IN
(00AD41)	GDHST 304-D 134B (ALPHA=- 5) + B9J (ALPHA=-15)	ELVATR 0.000 RUDDER 0.000	REFB 4.9798 IN
			XMRP 4.9788 IN
			YMRP 0.0000 IN
			ZMRP 0.4550 IN
			SCALE 0.0035

GAF Z 4.380

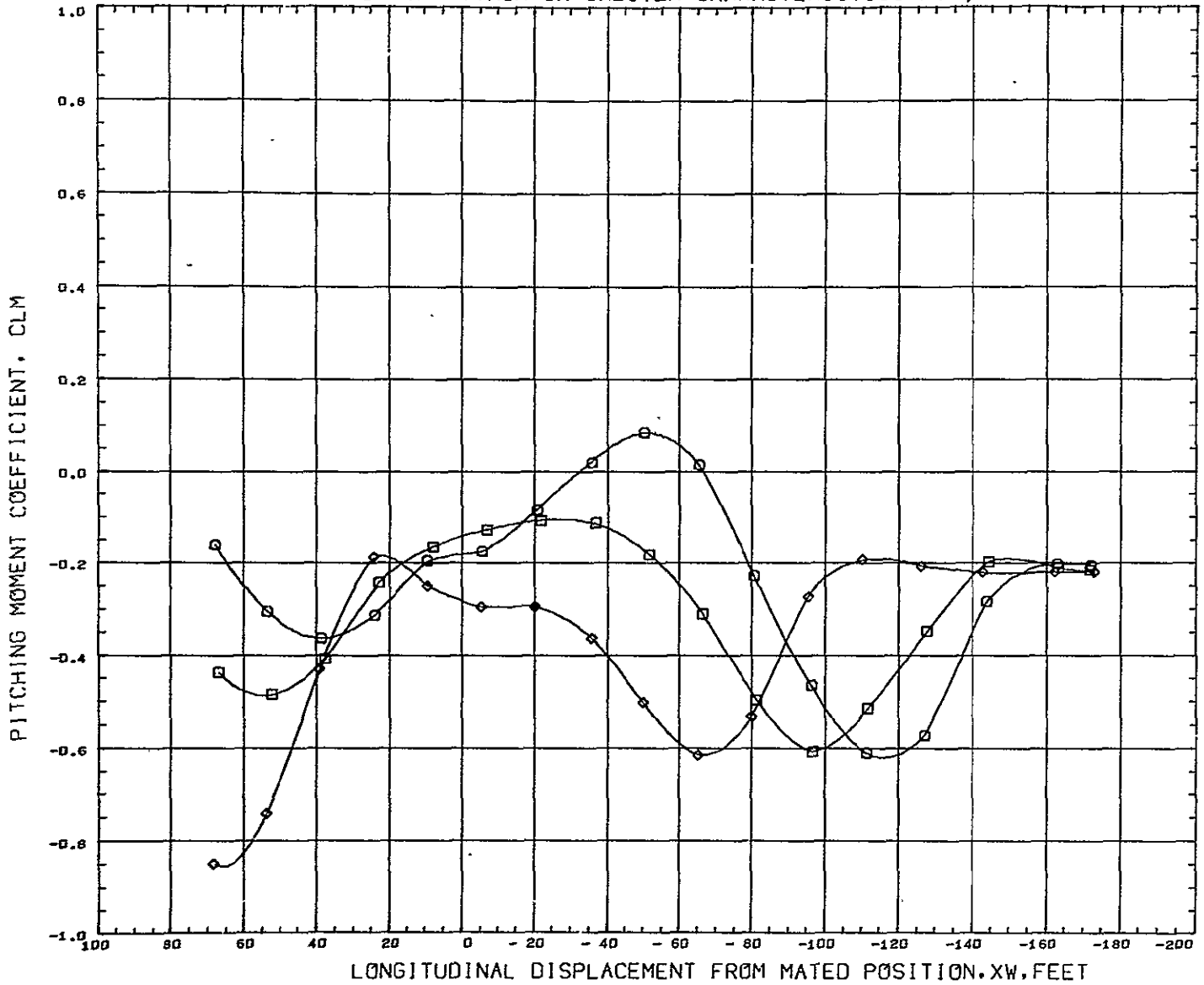
EFFECT OF BOOSTER ANGLE OF ATTACK ON ORBITER CHARACTERISTICS AT M=1.6



DATA SET SYMBOL	CONFIGURATION DESCRIPTION	PARAMETRIC VALUES	REFERENCE INFORMATION
(00AD39)	GDHST 304-D 134B (ALPHA=- 5) + B9J (ALPHA=- 5)	ALPHA0 - 5.000 ALPHA8 - 5.000	REFS 10.7320 SQ IN
(00AD40)	GDHST 304-D 134B (ALPHA=- 5) + B9J (ALPHA=-10)	MACH 1.600 BETA 0.000	REFL 2.8742 IN
(00AD41)	GDHST 304-D 134B (ALPHA=- 5) + B9J (ALPHA=-15)	ELVATR 0.000 RUDDER 0.000	REFB 4.9798 IN
			XMRP 4.9788 IN
			YMRP 0.0000 IN
			ZMRP 0.4550 IN
			SCALE 0.0035

GAP Z 52.380

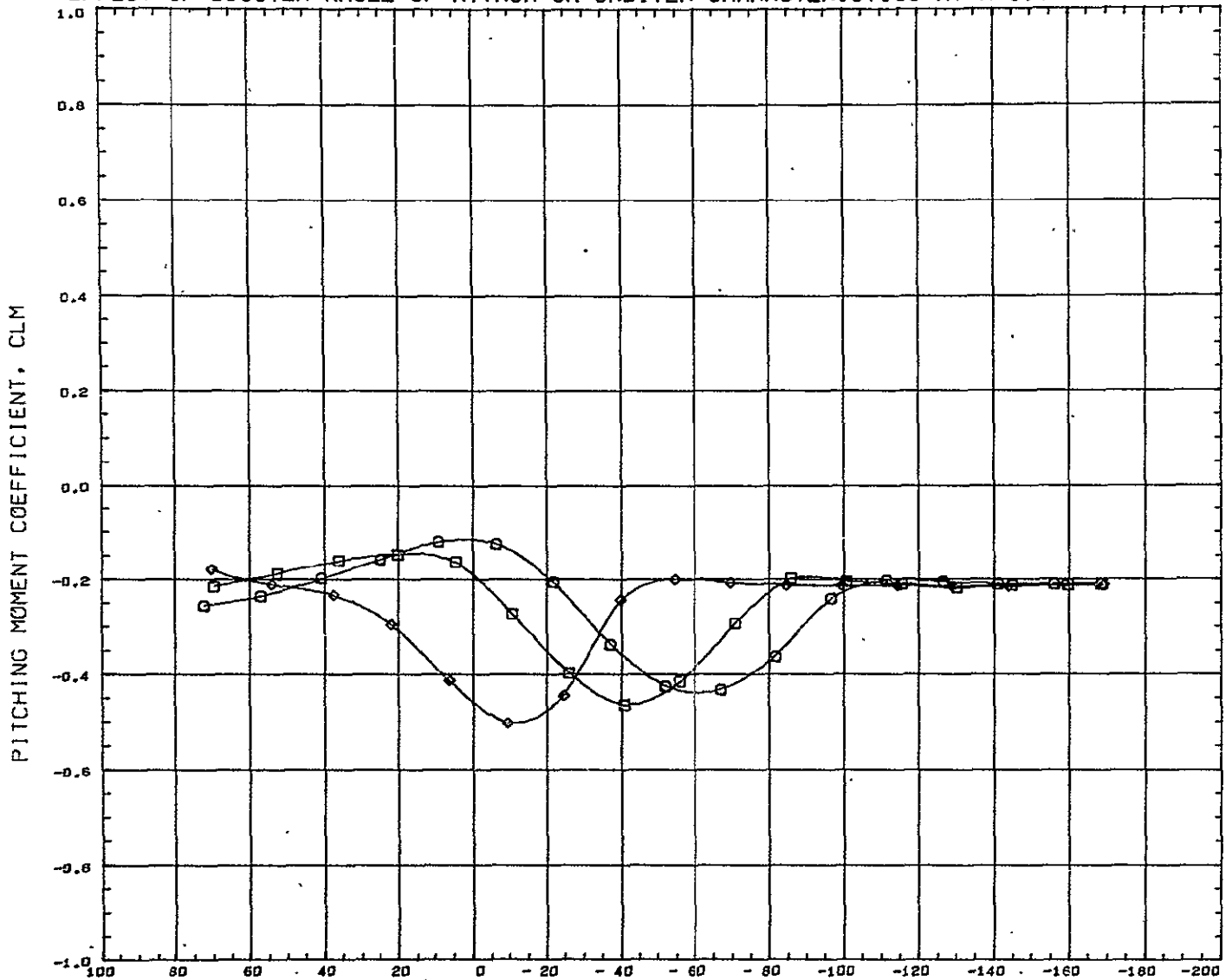
EFFECT OF BOOSTER ANGLE OF ATTACK ON ORBITER CHARACTERISTICS AT M=1.6



DATA SET SYMBOL	CONFIGURATION DESCRIPTION	PARAMETRIC VALUES	REFERENCE INFORMATION
(00A035)	GDHST 304-D 134B(ALPHA=+ 5) + B9J(ALPHA=+ 5)	ALPHA0 5.000 ALPHA8 5.000	REFS 10.7320 SQ IN
(00A036)	GDHST 304-D 134B(ALPHA=+ 5) + B9J(ALPHA= 0)	MACH 1.600 BETA 0.000	REFL 2.8742 IN
(00A038)	GDHST 304-D 134B(ALPHA=+ 5) + B9J(ALPHA=-10)	ELVATR 0.000 RUDDER 0.000	REFB 4.9798 IN
			XMRP 4.9798 IN
			YMRP 0.0000 IN
			ZMRP 0.4550 IN
			SCALE 0.0035

GAF Z 4.380

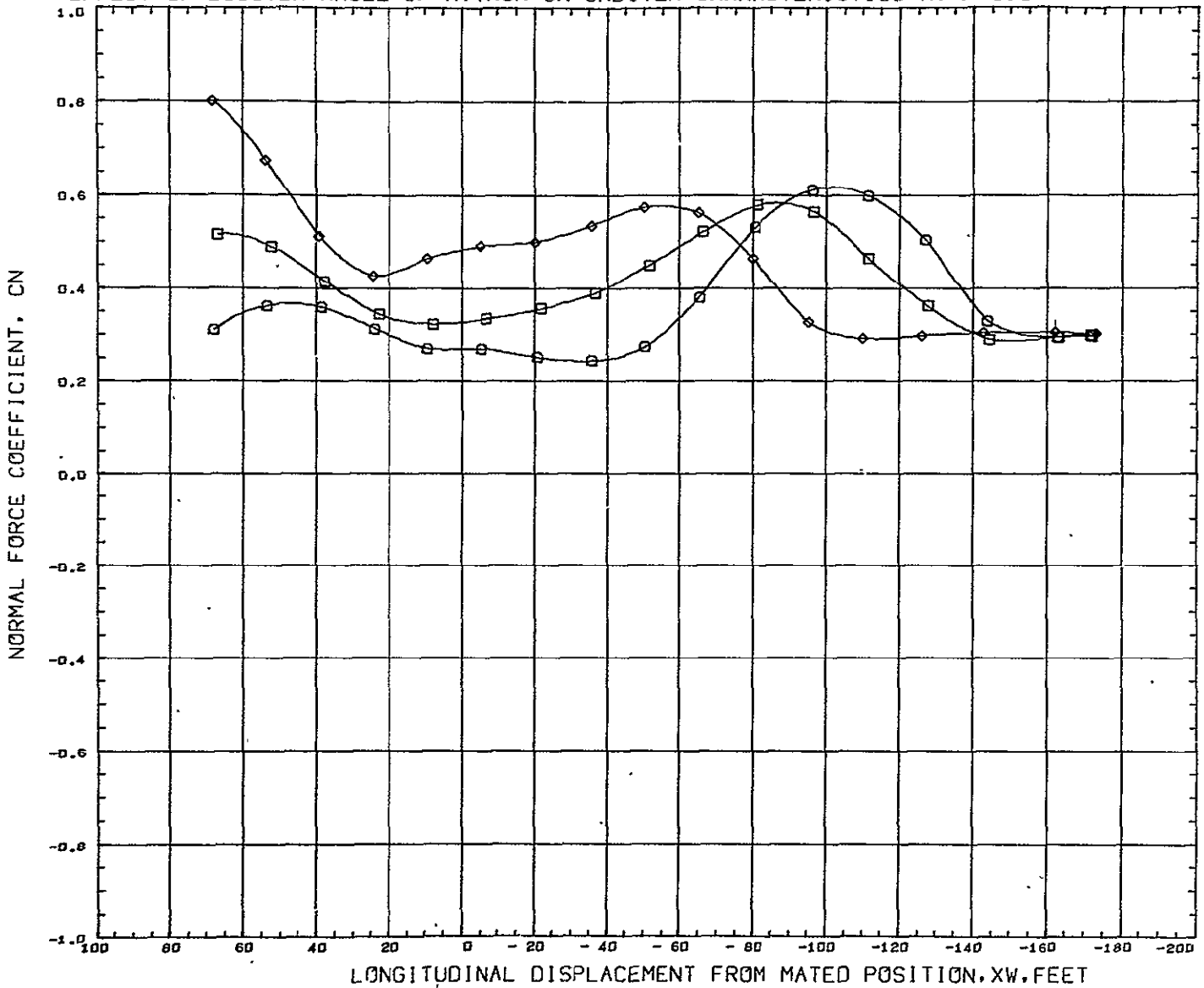
EFFECT OF BOOSTER ANGLE OF ATTACK ON ORBITER CHARACTERISTICS AT M=1.6



DATA SET SYMBOL	CONFIGURATION DESCRIPTION	PARAMETRIC VALUES	REFERENCE INFORMATION
(00A035)	GDHST 304-D 134B (ALPHA=+ 5) + B9J (ALPHA=+ 5)	ALPHA0 5.000 ALPHAB 5.000	REFS 10.7320 SQ IN
(00A036)	GDHST 304-D 134B (ALPHA=+ 5) + B9J (ALPHA= 0)	MACH 1.600 BETA 0.000	REFL 2.8742 IN
(00A038)	GDHST 304-D 134B (ALPHA=+ 5) + B9J (ALPHA=-10)	ELVATR 0.000 RUDDER 0.000	REFB 4.9798 IN
			XMRP 4.9738 IN
			YMRP 0.0000 IN
			ZMRP 0.4550 IN
			SCALE 0.0035

GAF Z 54.380

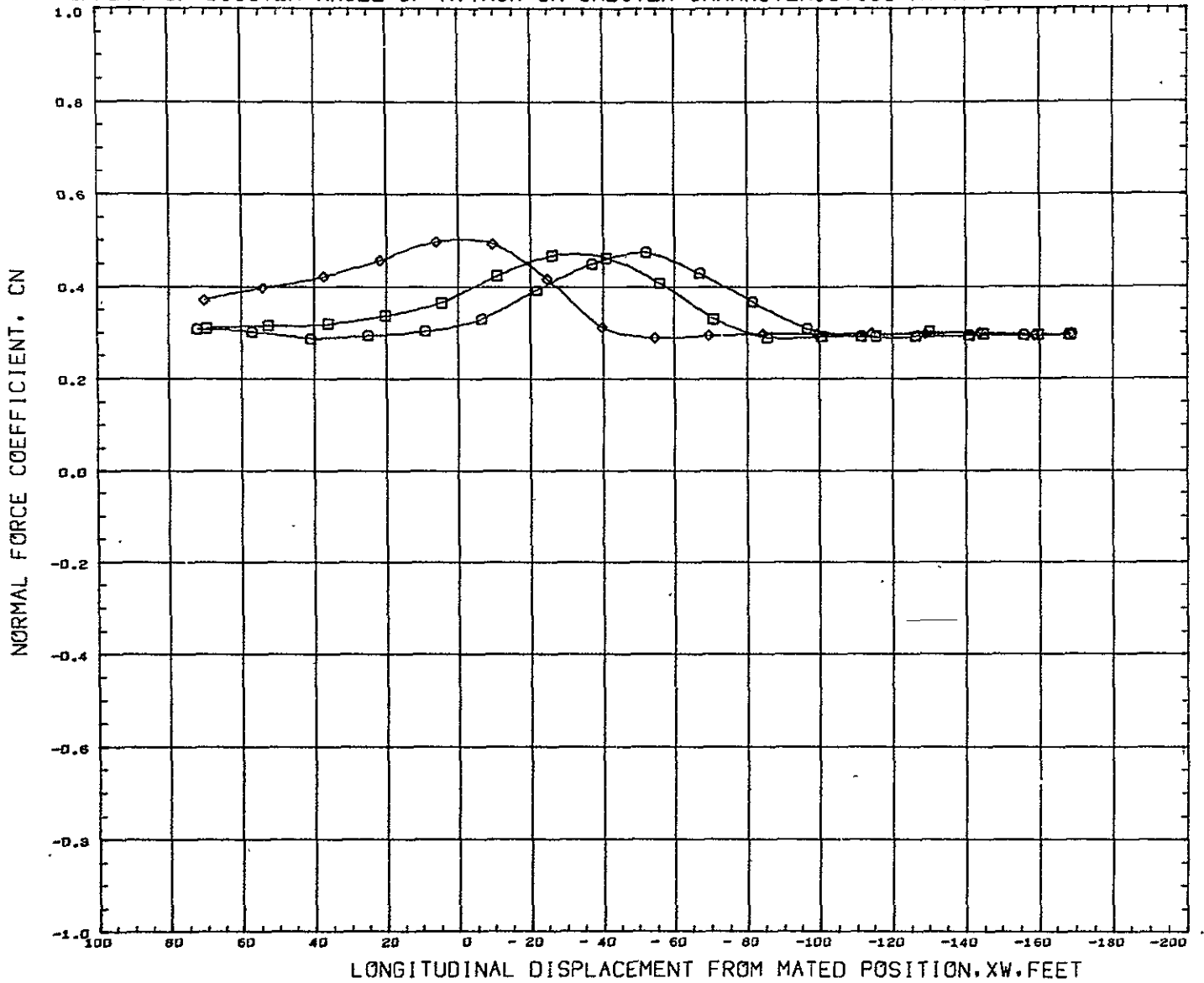
EFFECT OF BOOSTER ANGLE OF ATTACK ON ORBITER CHARACTERISTICS AT M=1.6



DATA SET SYMBOL	CONFIGURATION DESCRIPTION	PARAMETRIC VALUES			REFERENCE INFORMATION			
(00AD35)	GDHST 304-D 134B (ALPHA=+ 5) + B9J (ALPHA=+ 5)	ALPHA0	5.000	ALPHAB	5.000	REFS	10.7320	SQ IN
(00AD36)	GDHST 304-D 134B (ALPHA=+ 5) + B9J (ALPHA= 0)	MACH	1.600	BETA	0.000	REEL	2.8742	IN
(00AD38)	GDHST 304-D 134B (ALPHA=+ 5) + B9J (ALPHA=-10)	ELVATR	0.000	RUDDER	0.000	REFB	4.9798	IN
						XMRP	4.9788	IN
						YMRP	0.0000	IN
						ZMRP	0.4550	IN
						SCALE	0.0035	

GAP Z 4.380

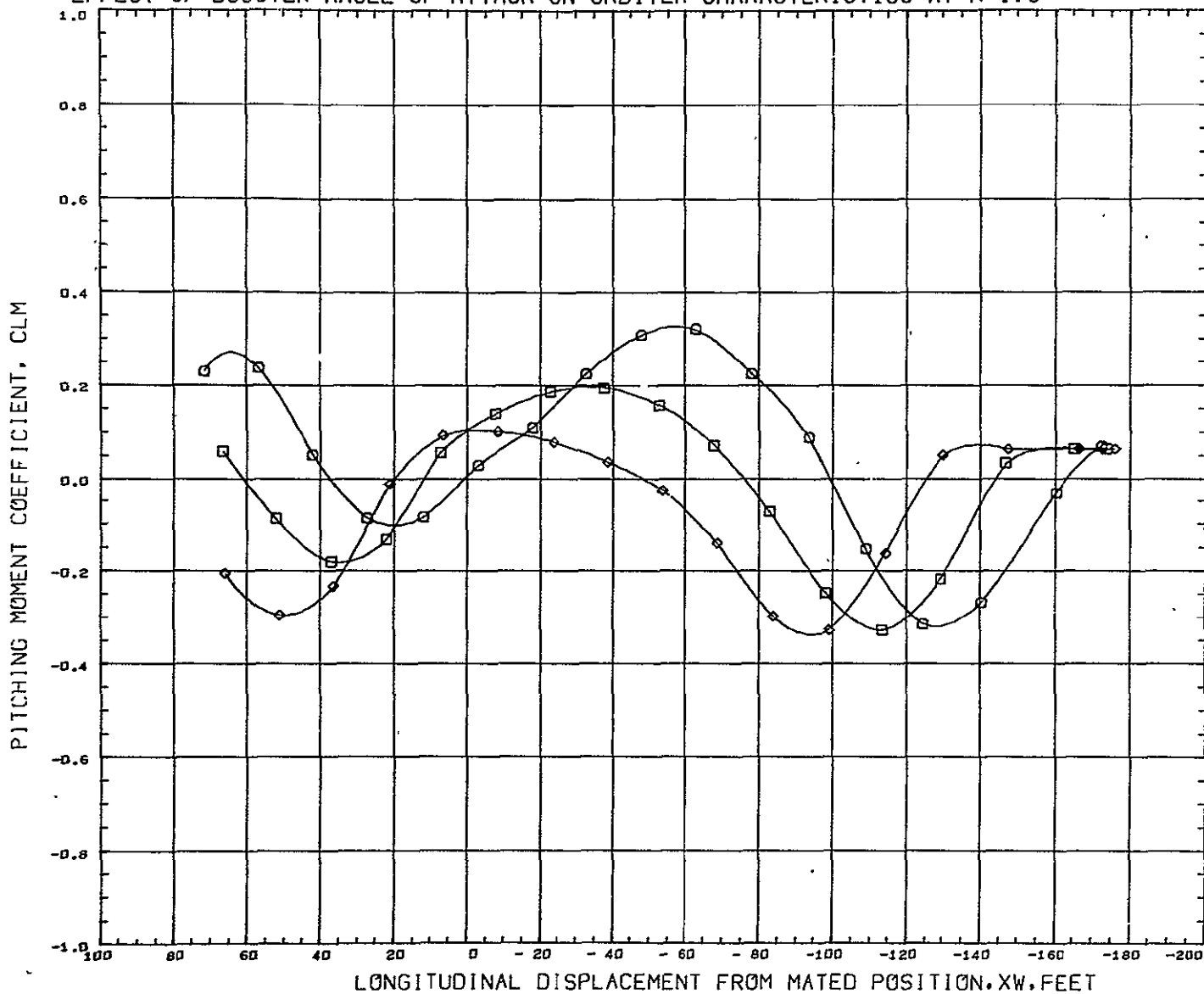
EFFECT OF BOOSTER ANGLE OF ATTACK ON ORBITER CHARACTERISTICS AT M=1.6



DATA SET SYMBOL	CONFIGURATION DESCRIPTION	PARAMETRIC VALUES	REFERENCE INFORMATION
(00A035)	GDHST 304-D 134B (ALPHA=+ 5) + B9J (ALPHA=+ 5)	ALPHA0 5.000 ALPHA8 5.000	REFS 10.7320 SQ IN
(00A036)	GDHST 304-D 134B (ALPHA=+ 5) + B9J (ALPHA= 0)	MACH 1.600 BETA 0.000	REFL 2.8742 IN
(00A038)	GDHST 304-D 134B (ALPHA=+ 5) + B9J (ALPHA=-10)	ELVATR 0.000 RUDDER 0.000	REFB 4.9798 IN
			XMRP 4.9788 IN
			YMRP 0.0000 IN
			ZMRP 0.4550 IN
			SCALE 0.0035

GAF Z 54.380

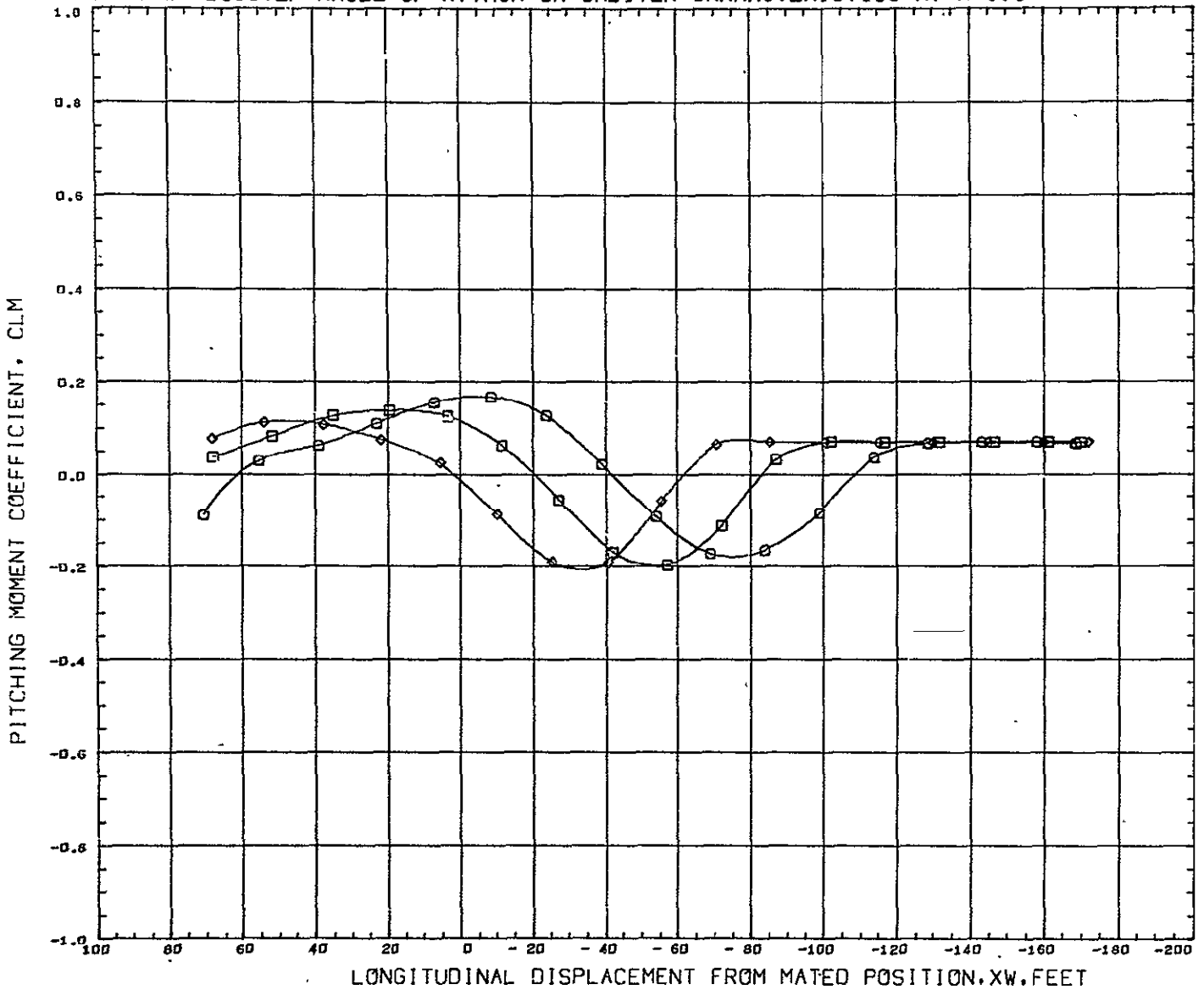
EFFECT OF BOOSTER ANGLE OF ATTACK ON ORBITER CHARACTERISTICS AT M=1.6



DATA SET SYMBOL	CONFIGURATION DESCRIPTION	PARAMETRIC VALUES	REFERENCE INFORMATION
(00A043)	GDHST 304-D 134B (ALPHA= 0) + B8X (ALPHA= 0)	ALPHA0 0.000 ALPHAB 0.000	REFS 10.7320 SQ IN
(00A045)	GDHST 304-D 134B (ALPHA= 0) + B8X (ALPHA= -5)	MACH 1.600 BETA 0.000	REFL 2.8742 IN
(00A046)	GDHST 304-D 134B (ALPHA= 0) + B8X (ALPHA= -10)	ELVATR 0.000 RUDDER 0.000	REF0 4.9798 IN
			XHRP 4.9788 IN
			YHRP 0.0000 IN
			ZHRP 0.4550 IN
			SCALE 0.0035

GAF Z 4.380

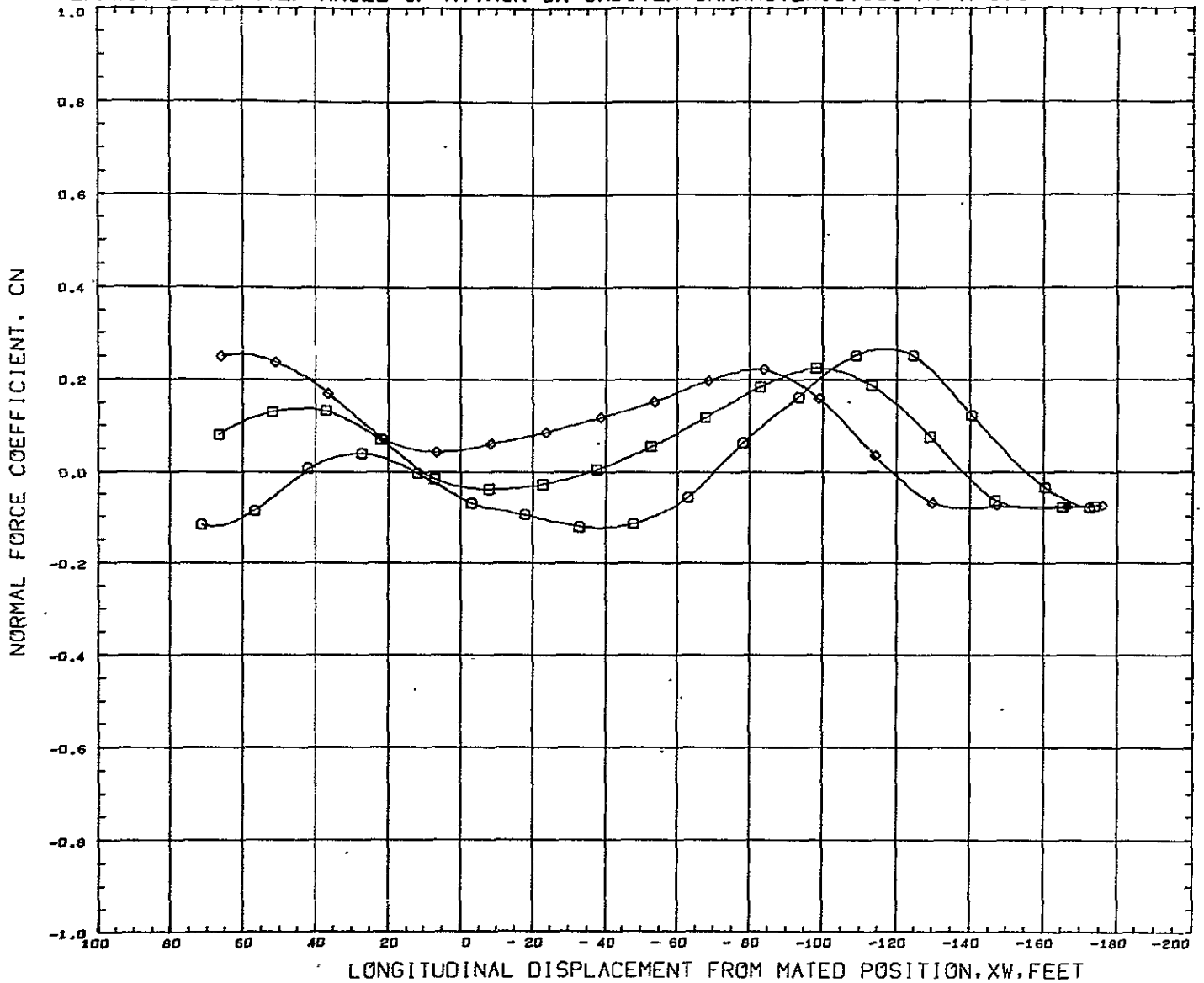
EFFECT OF BOOSTER ANGLE OF ATTACK ON ORBITER CHARACTERISTICS AT M=1.6



DATA SET SYMBOL	CONFIGURATION DESCRIPTION	PARAMETRIC VALUES			REFERENCE INFORMATION	
00A043	GDHST 304-D 134B (ALPHA= 0) + BBX (ALPHA= 0)	ALPHA0	0.000	ALPHA8	0.000	REFS 10.7320 SQ IN
00A045	GDHST 304-D 134B (ALPHA= 0) + BBX (ALPHA= -5)	MACH	1.600	BETA	0.000	REFL 2.8742 IN
00A046	GDHST 304-D 134B (ALPHA= 0) + BBX (ALPHA= -10)	ELVATR	0.000	RUDDER	0.000	REFB 4.9798 IN
						XHRF 4.9788 IN
						YHRF 0.0000 IN
						ZHRF 0.4550 IN
						SCALE 0.0035

GAP Z 54.300

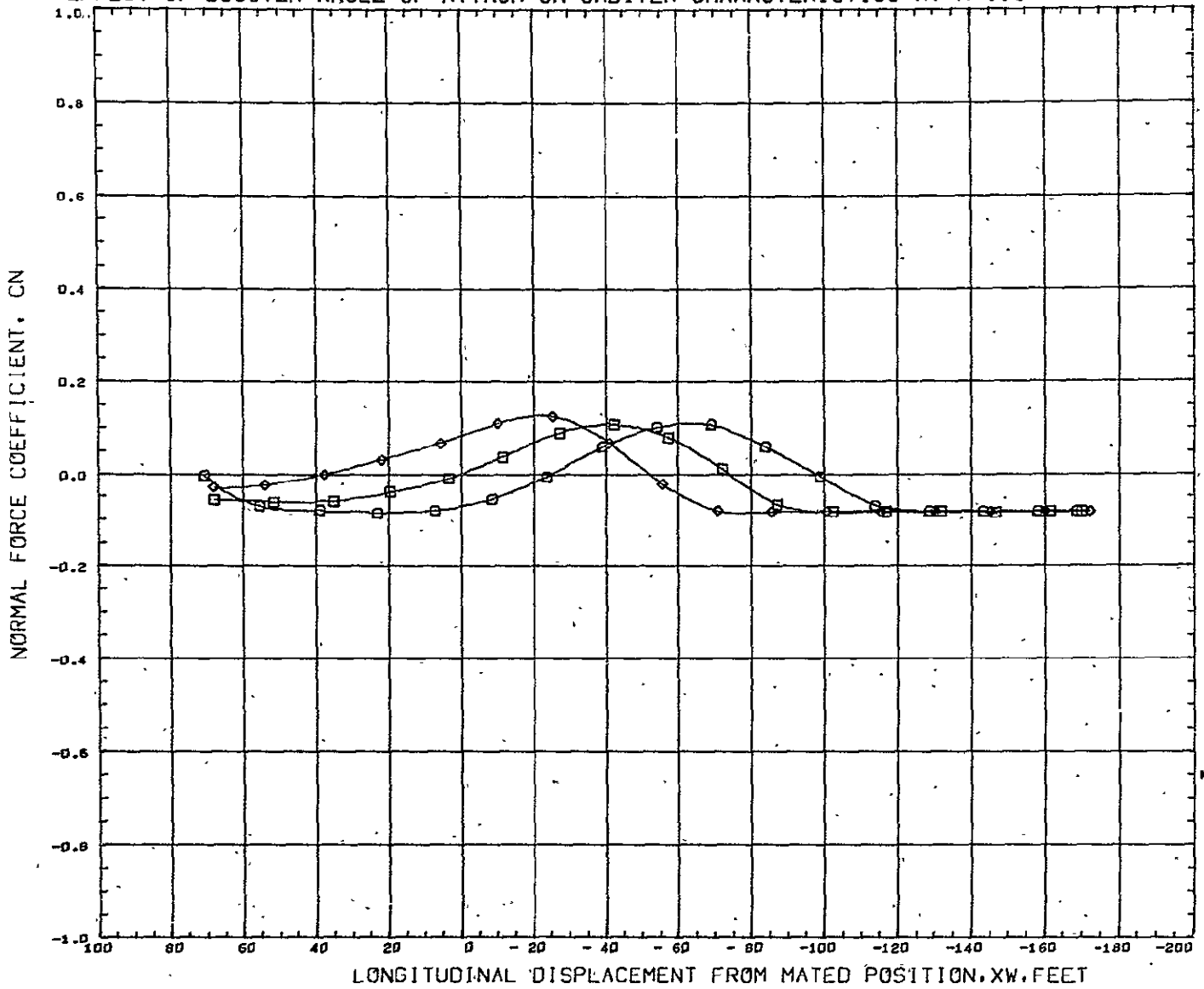
EFFECT OF BOOSTER ANGLE OF ATTACK ON ORBITER CHARACTERISTICS AT M=1.6



DATA SET SYMBOL	CONFIGURATION DESCRIPTION	PARAMETRIC VALUES	REFERENCE INFORMATION
(00AD43)	GDHST 304-D 1340 (ALPHA= 0) + B8X (ALPHA= 0)	ALPHA0 0.000 ALPHAB 0.000	REFS 10.7320 Sq IN
(00AD45)	GDHST 304-D 1340 (ALPHA= 0) + B8X (ALPHA=- 5)	MACH 1.600 BETA 0.000	REFL 2.8742 IN
(00AD46)	GDHST 304-D 1340 (ALPHA= 0) + B8X (ALPHA=-10)	ELVATR 0.000 RUDDER 0.000	REFB 4.9798 IN
			XMRP 4.9788 IN
			YMRP 0.0000 IN
			ZMRP 0.4550 IN
			SCALE 0.0035

GAP Z 4.380

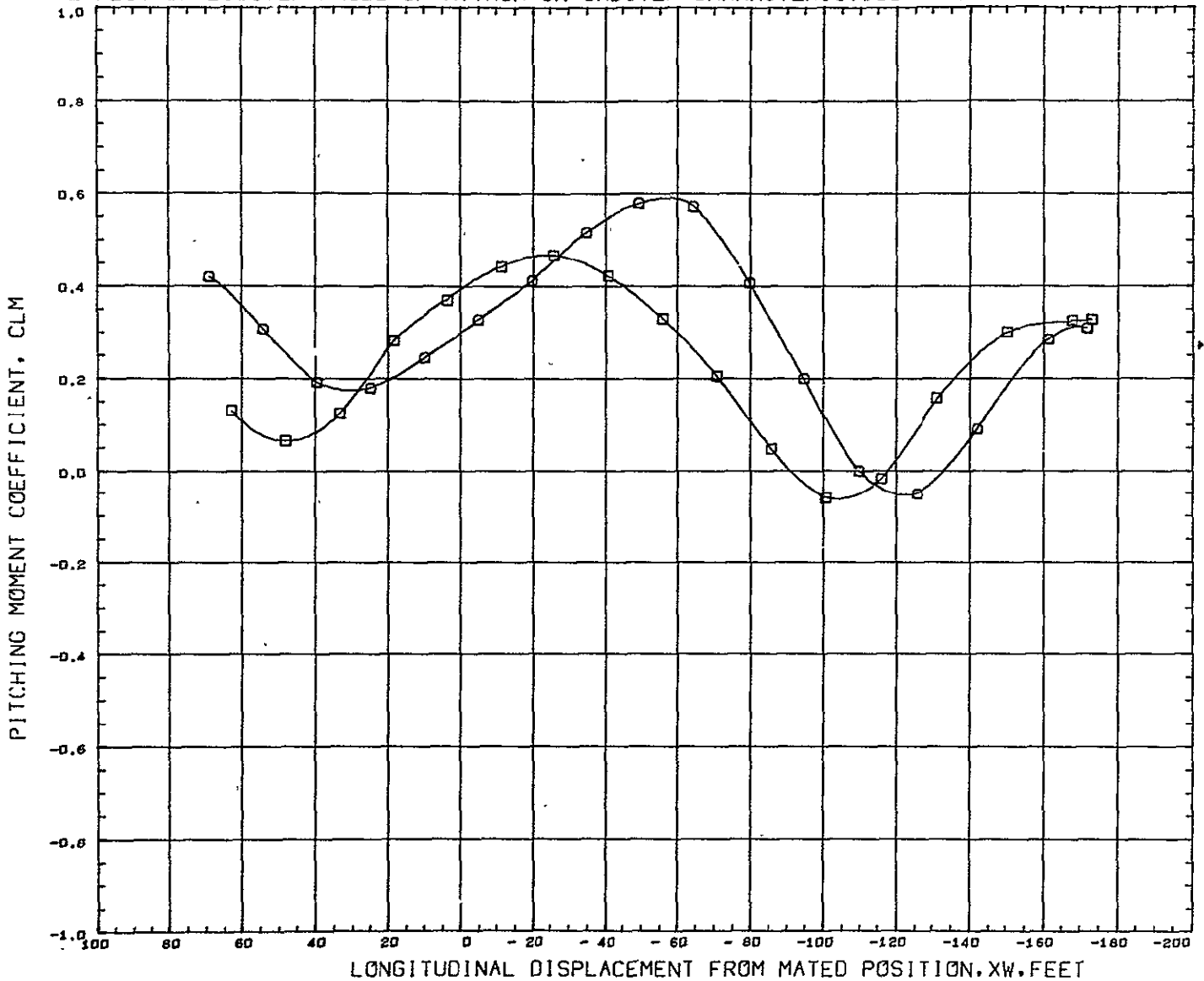
EFFECT OF BOOSTER ANGLE OF ATTACK ON ORBITER CHARACTERISTICS AT M=1.6



DATA SET SYMBOL	CONFIGURATION DESCRIPTION	PARAMETRIC VALUES	REFERENCE INFORMATION
(00A043)	GDHST 304-0 134B(ALPHA= 0) + B8X(ALPHA= 0)	ALPHA0 0.000 ALPHAB 0.000	REFS 10.7320 SQ IN
(00A045)	GDHST 304-0 134B(ALPHA= 0) + B8X(ALPHA=- 5)	MACH 1.600 BETA 0.000	REFL 2.8742 IN
(00A046)	GDHST 304-0 134B(ALPHA= 0) + B8X(ALPHA=-10)	ELVATR 0.000 RUDDER 0.000	REFB 4.9798 IN
			XMRP 4.9788 IN
			YMRP 0.0000 IN
			ZMRP 0.4550 IN
			SCALE 0.0035

GAF Z 54.380

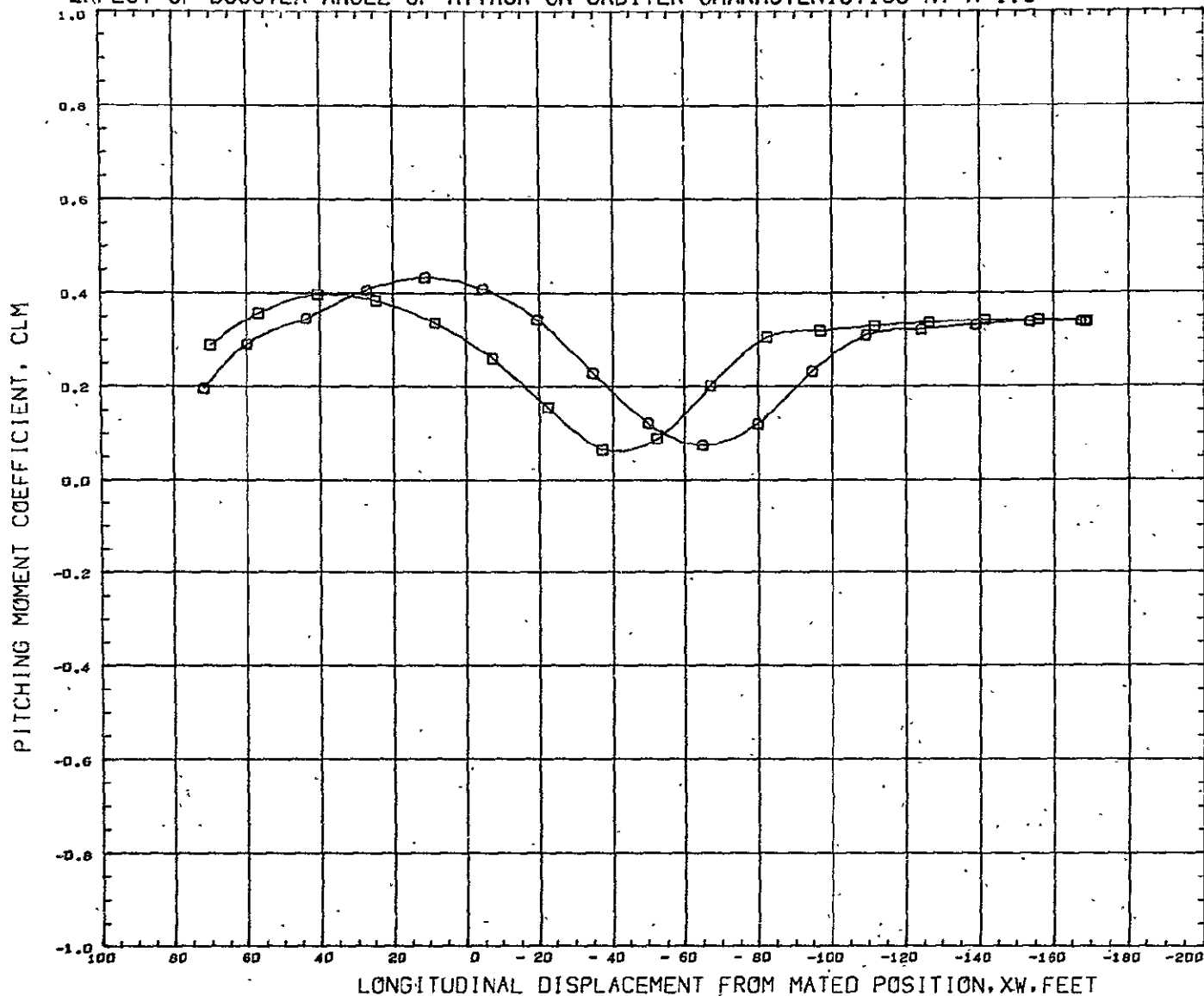
EFFECT OF BOOSTER ANGLE OF ATTACK ON ORBITER CHARACTERISTICS AT M=1.6



DATA SET SYMBOL	CONFIGURATION DESCRIPTION	PARAMETRIC VALUES		REFERENCE INFORMATION	
(00A047)	GDHST 304-D 134B(ALPHA=-5) + B8X(ALPHA=-5)	ALPHA0 - 5.000	ALPHA8 - 5.000	REFS	10.7320 SQ IN
(00A048)	GDHST 304-D 134B(ALPHA=-5) + B8X(ALPHA=-10)	MACH 1.600	BETA 0.000	REFL	2.8742 IN
		ELVATR 0.000	RUDDER 0.000	REFB	4.9798 IN
				XMRP	4.9788 IN
				YMRP	0.0000 IN
				ZMRP	0.4550 IN
				SCALE	0.0035

GAP Z 4.380

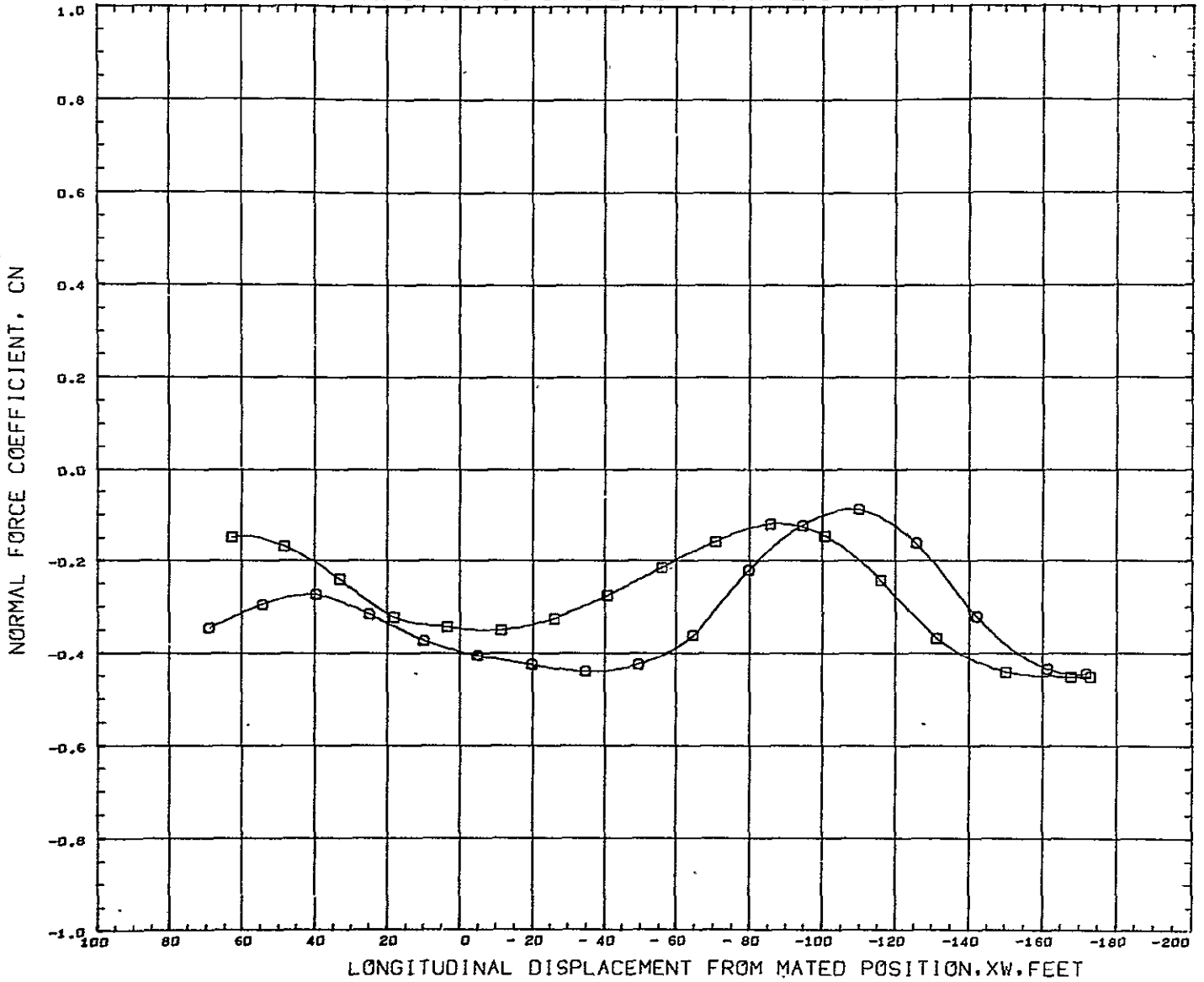
EFFECT OF BOOSTER ANGLE OF ATTACK ON ORBITER CHARACTERISTICS AT M=1.6



DATA SET SYMBOL	CONFIGURATION DESCRIPTION	PARAMETRIC VALUES				REFERENCE INFORMATION	
(00AD47)	GDHST 304-D 134B(ALPHA=-5) + 88X(ALPHA=-5)	ALPHA0	-5.000	ALPHAB	-5.000	REFS	10.7320 SQ IN'
(00AD48)	GDHST 304-D 134B(ALPHA=-5) + 88X(ALPHA=-10)	MACH	1.600	BETA	0.000	REFL	2.6742 IN
		ELVATR	0.000	RUDDER	0.000	REFB'	4.9798 IN
						XMRP	4.9788 IN
						YMRP	0.0000 IN
						ZMRP	0.4550 IN
						SCALE	0.0035

GAF Z 54.380

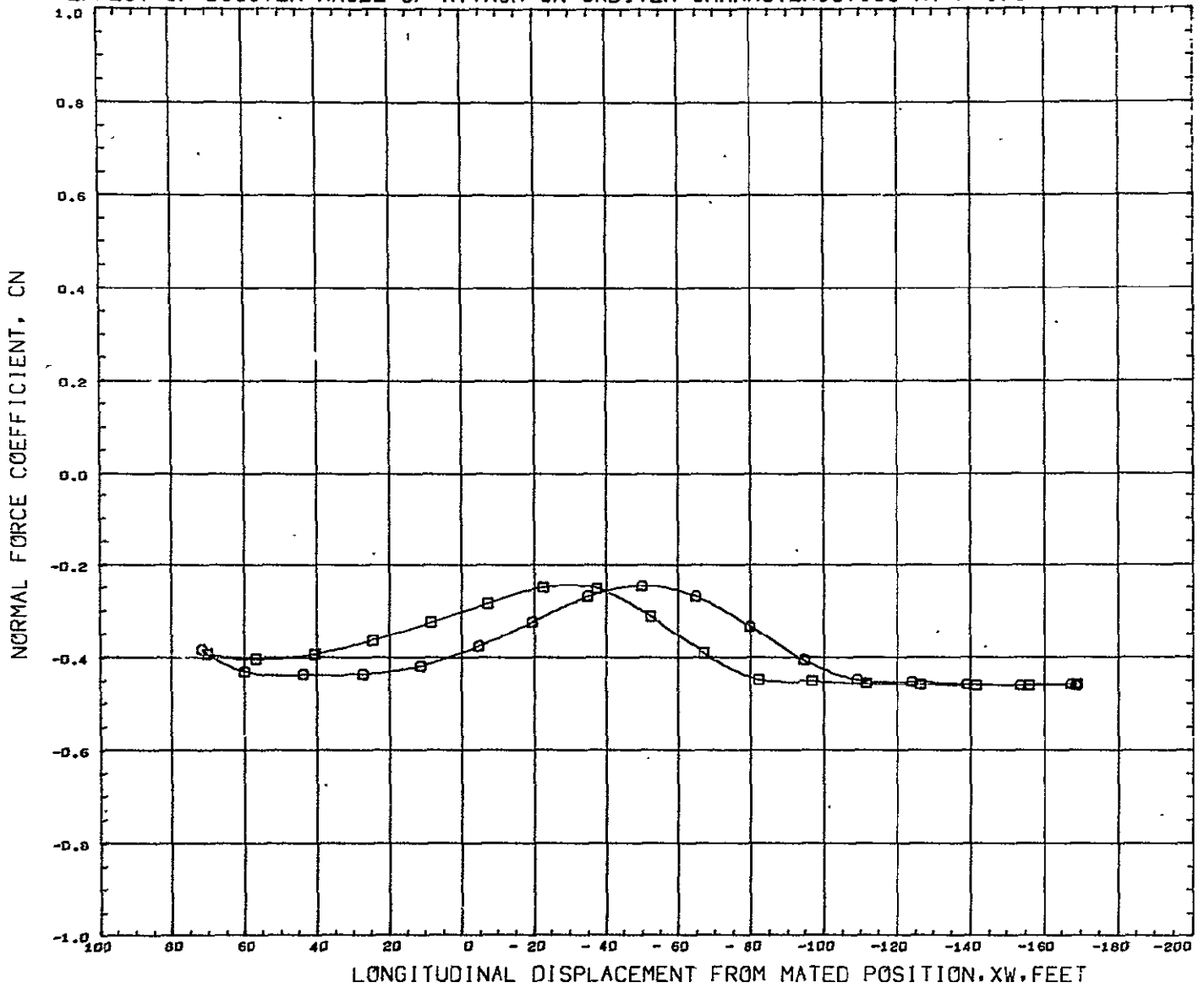
EFFECT OF BOOSTER ANGLE OF ATTACK ON ORBITER CHARACTERISTICS AT M=1.6



DATA SET SYMBOL	CONFIGURATION DESCRIPTION	PARAMETRIC VALUES		REFERENCE INFORMATION				
(00A047)	GDHST 304-D 134B (ALPHA=-5) + B8X (ALPHA=-5)	ALPHA0	- 5.000	ALPHAB	- 5.000	REFS	10.7320	SQ IN
(00A048)	GDHST 304-D 134B (ALPHA=-5) + B8X (ALPHA=-10)	MACH	1.600	BETA	0.000	REFL	2.8742	IN
		ELVATR	0.000	RUDDER	0.000	REFB	4.9798	IN
						XMRP	4.9788	IN
						YMRP	0.0000	IN
						ZMRP	0.4550	IN
						SCALE	0.0035	

GAP Z 4.380

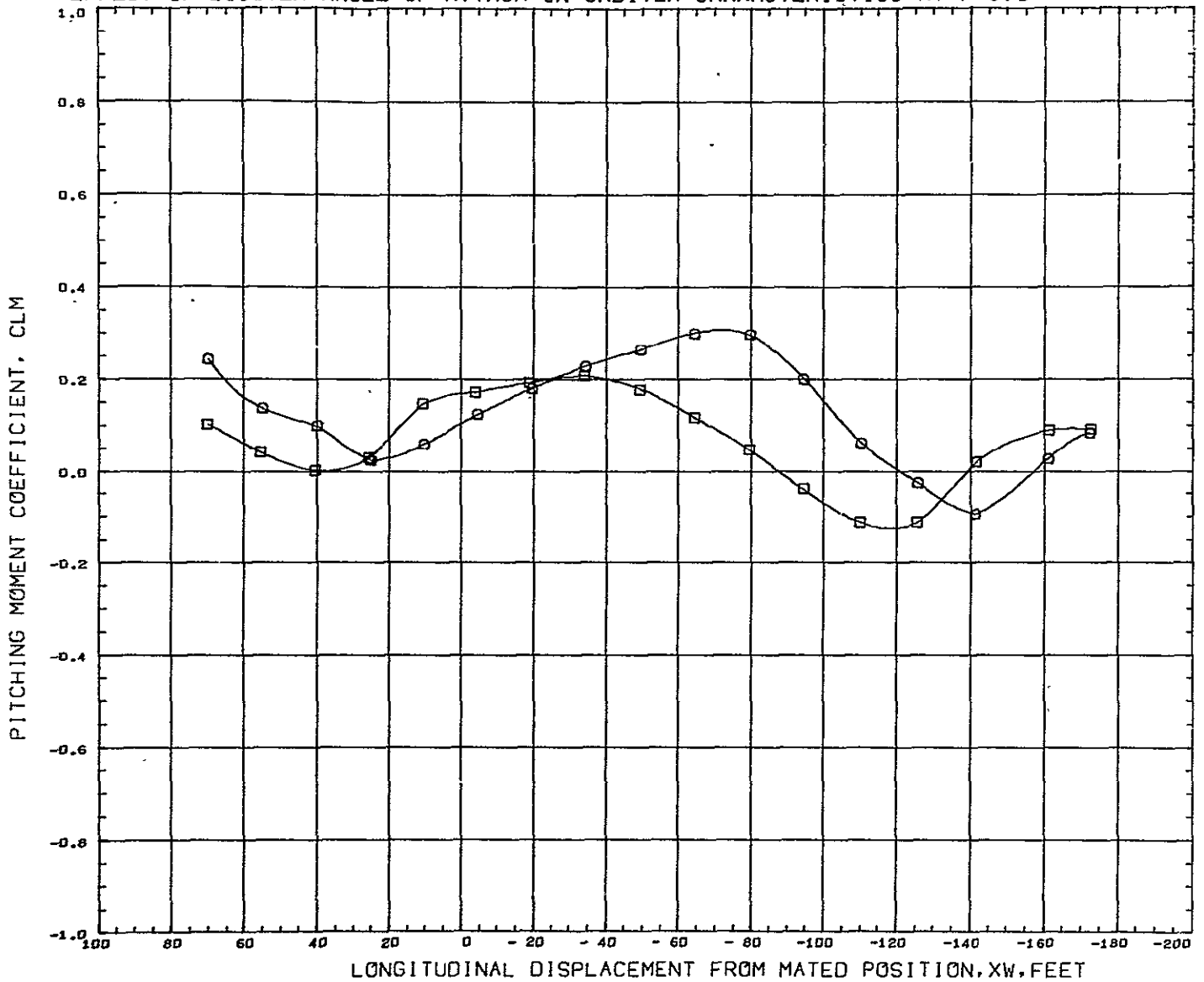
EFFECT OF BOOSTER ANGLE OF ATTACK ON ORBITER CHARACTERISTICS AT M=1.6



DATA SET SYMBOL	CONFIGURATION DESCRIPTION	PARAMETRIC VALUES				REFERENCE INFORMATION	
(00A047)	GDHST 304-D 134B (ALPHA=- 5) + 88X (ALPHA=- 5)	ALPHA0	- 5.000	ALPHA8	- 5.000	REFS	10.7320 SQ IN
(00A048)	GDHST 304-D 134B (ALPHA=- 5) + 88X (ALPHA=-10)	MACH	1.600	BETA	0.000	REFL	2.0742 IN
		ELVATR	0.000	RUDDER	0.000	REFB	4.9798 IN
						XMRP	4.9788 IN
						YMRP	0.0000 IN
						ZMRP	0.4550 IN
						SCALE	0.0035

GAP 2 54.380

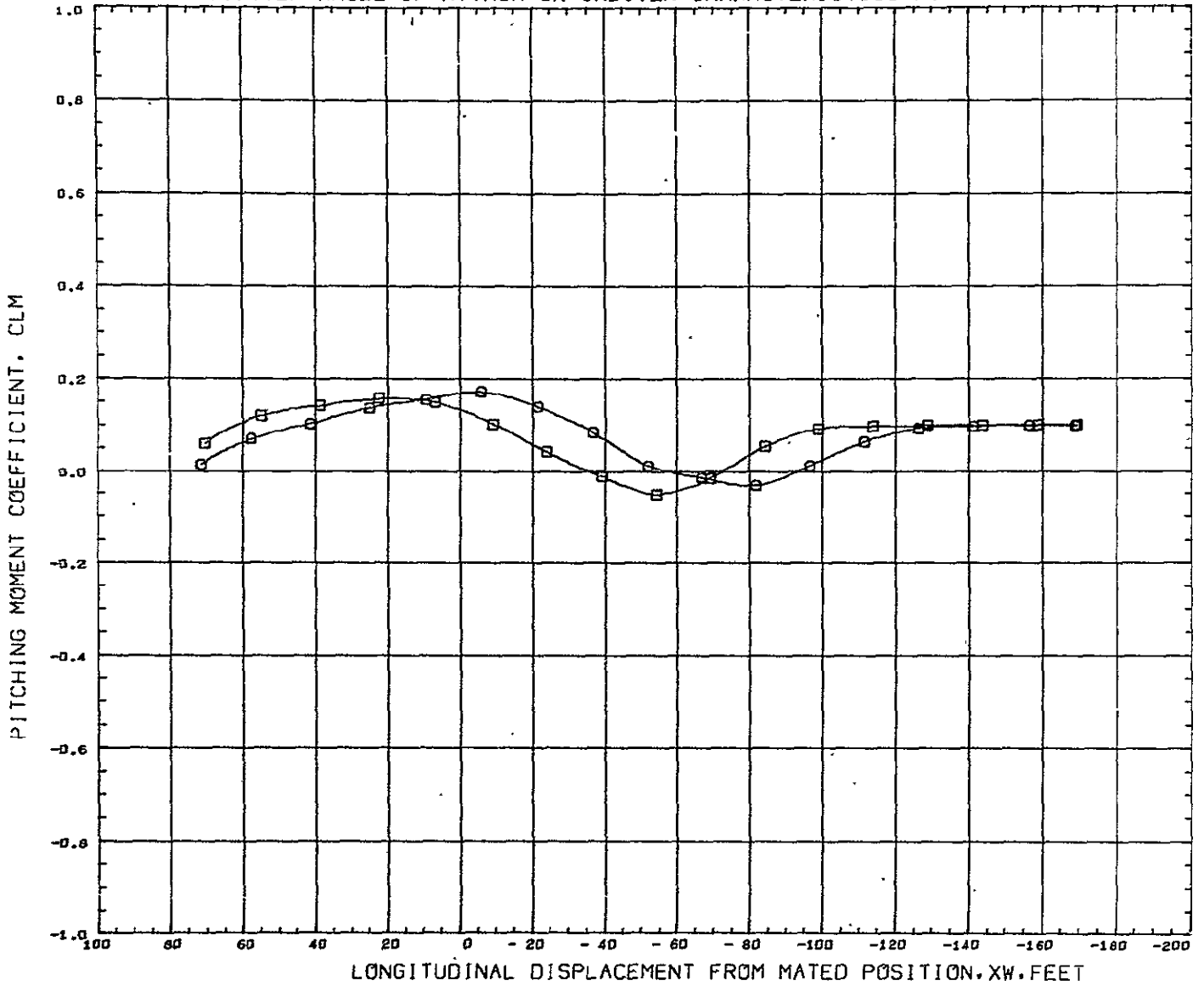
EFFECT OF BOOSTER ANGLE OF ATTACK ON ORBITER CHARACTERISTICS AT M=1.6



DATA SET SYMBOL	CONFIGURATION DESCRIPTION	PARAMETRIC VALUES			REFERENCE INFORMATION			
(00A049)	GDHST 304-0 1300 (ALPHA= 0) + B8X (ALPHA= 0)	ALPHA0	0.000	ALPHA B	0.000	REFS	5.4400	SQ IN
(00A050)	GDHST 304-0 1300 (ALPHA= 0) + B8X (ALPHA= -5)	MACH	1.600	BETA	0.000	REFL	1.1302	IN
		HORZTL	0.000			REFB	5.2150	IN
						XMRP	4.5255	IN
						YMRP	0.0000	IN
						ZMRP	0.6510	IN
						SCALE	0.0035	

GAF Z 4.380

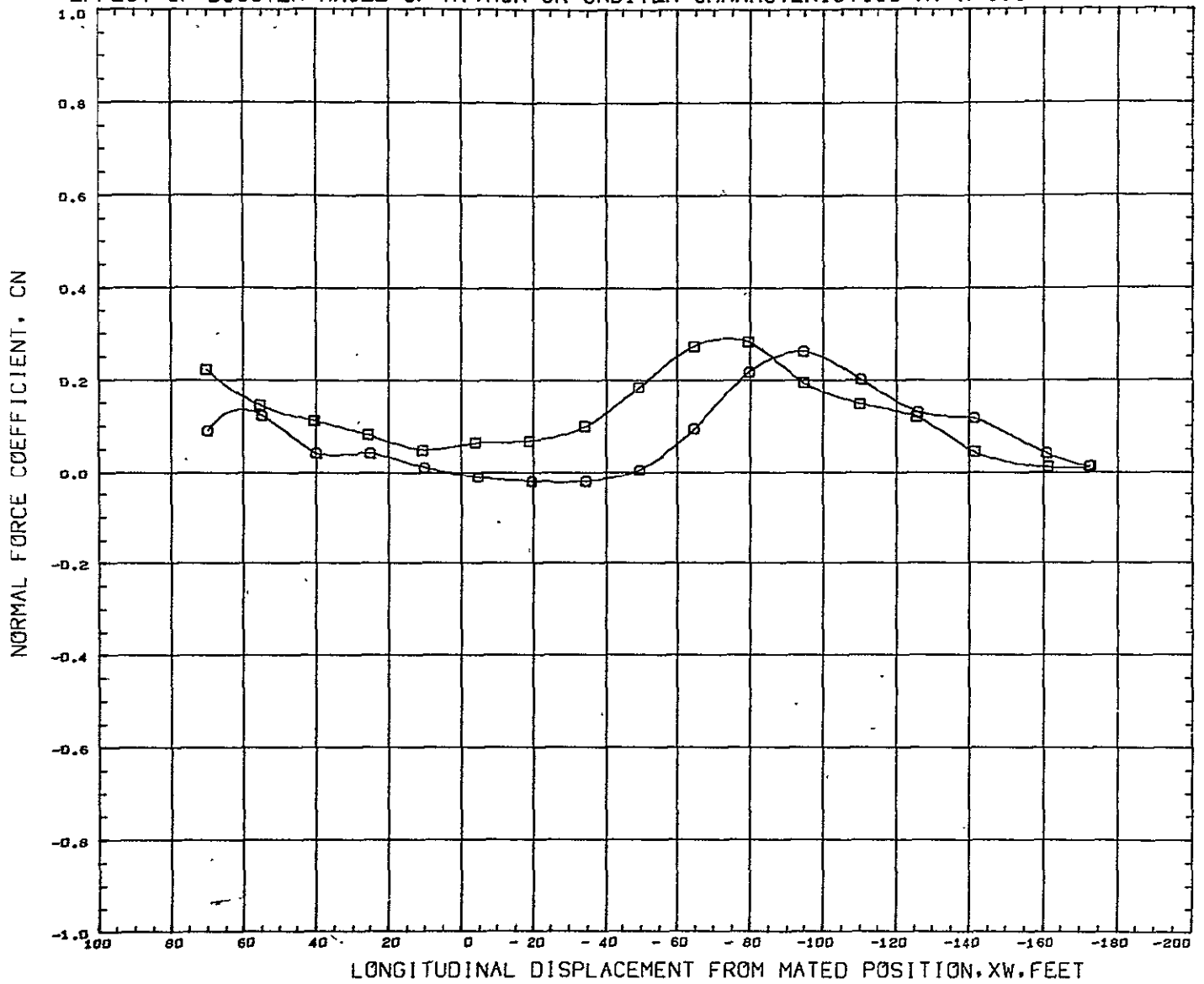
EFFECT OF BOOSTER ANGLE OF ATTACK ON ORBITER CHARACTERISTICS AT M=1.6



DATA SET SYMBOL	CONFIGURATION DESCRIPTION	PARAMETRIC VALUES			REFERENCE INFORMATION		
(00A049)	G0HST 304-D 130G (ALPHA= 0) + B8X (ALPHA= 0)	ALPHA0	0.000	ALPHAB	0.000	REFS	5.4400 SQ IN
(00A650)	G0HST 304-D 130G (ALPHA= 0) + B8X (ALPHA=- 5)	MACH	1.600	BETA	0.000	REFL	1.1302 IN
		HORZTL	0.000			REFB	5.2150 IN
						XMRP	4.5255 IN
						YMRP	0.0000 IN
						ZMRP	0.6510 IN
						SCALE	0.0035

GAF Z 54.380

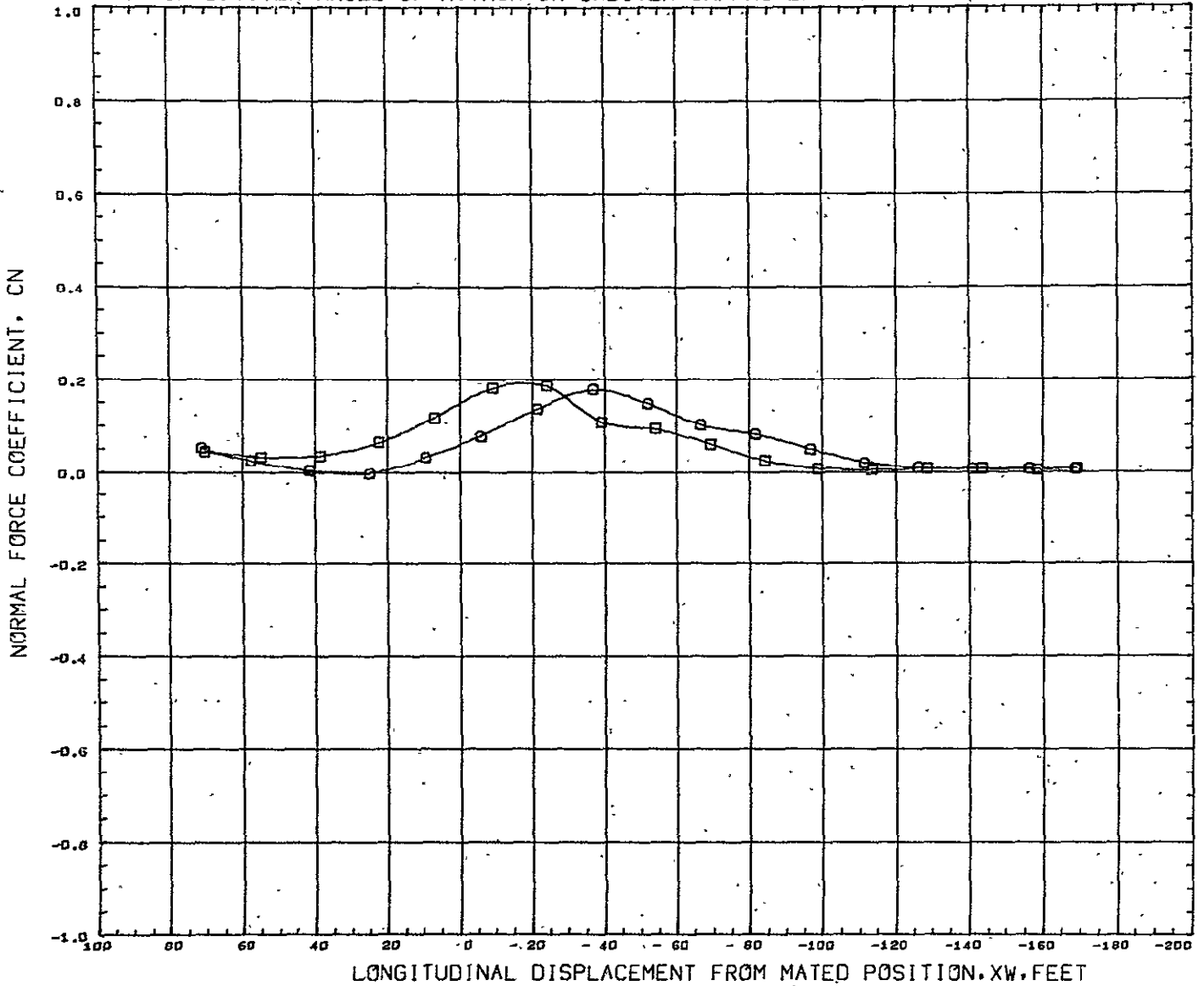
EFFECT OF BOOSTER ANGLE OF ATTACK ON ORBITER CHARACTERISTICS AT M=1.6



DATA SET SYMBOL	CONFIGURATION DESCRIPTION	PARAMETRIC VALUES		REFERENCE INFORMATION				
(00A049)	GDHST 304-0 130G (ALPHA= 0) + B8X (ALPHA= 0)	ALPHA0	0.000	ALPHAB	0.000	REFS	5.4400	Sq IN
(00A050)	GDHST 304-0 130G (ALPHA= 0) + B8X (ALPHA=- 5)	MACH	1.600	BETA	0.000	REFL	1.1302	IN
		HORZTL	0.000			REFB	5.2150	IN
						XHRP	4.5255	IN
						YMRP	0.0000	IN
						ZMRP	0.6510	IN
						SCALE	0.0035	

GAP Z 4.380

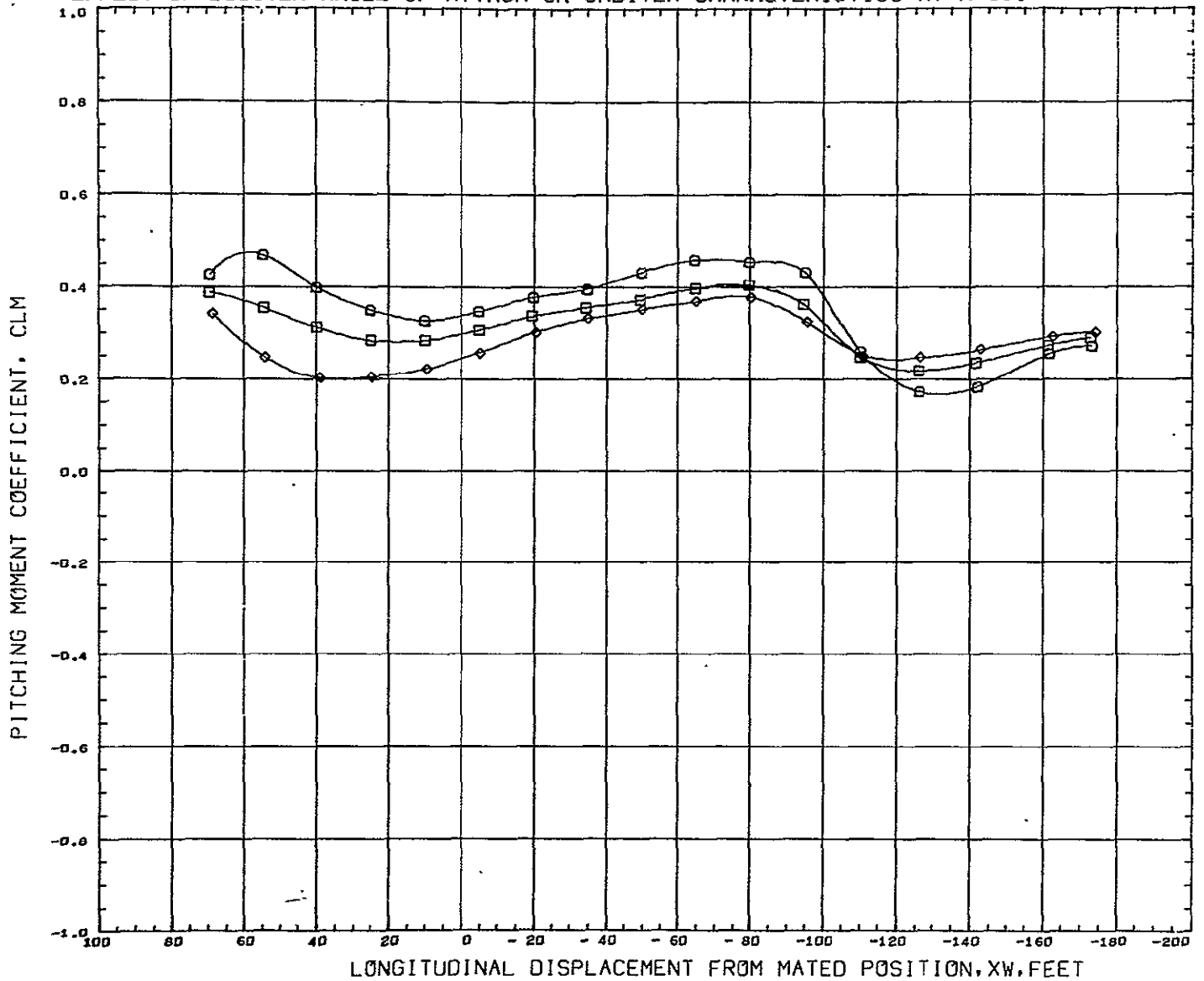
EFFECT OF BOOSTER ANGLE OF ATTACK ON ORBITER CHARACTERISTICS AT M=1.6



DATA SET SYMBOL	CONFIGURATION DESCRIPTION	PARAMETRIC VALUES			REFERENCE INFORMATION			
(00A049)	GCHST 304-0 130G (ALPHA= 0) + B8X (ALPHA= 0)	ALPHA0	0.000	ALPHA8	0.000	REFS	5.4400	SQ IN
(00A050)	GCHST 304-0 130G (ALPHA= 0) + B8X (ALPHA=- 5)	MACH	1.600	BETA	0.000	REFL	1.1302	IN
		HORZTL	0.000			REFB	5.2150	IN
						XMRP	4.5255	IN
						YMRP	0.0000	IN
						ZMRP	0.6510	IN
						SCALE	0.0035	

GAF Z 54.380

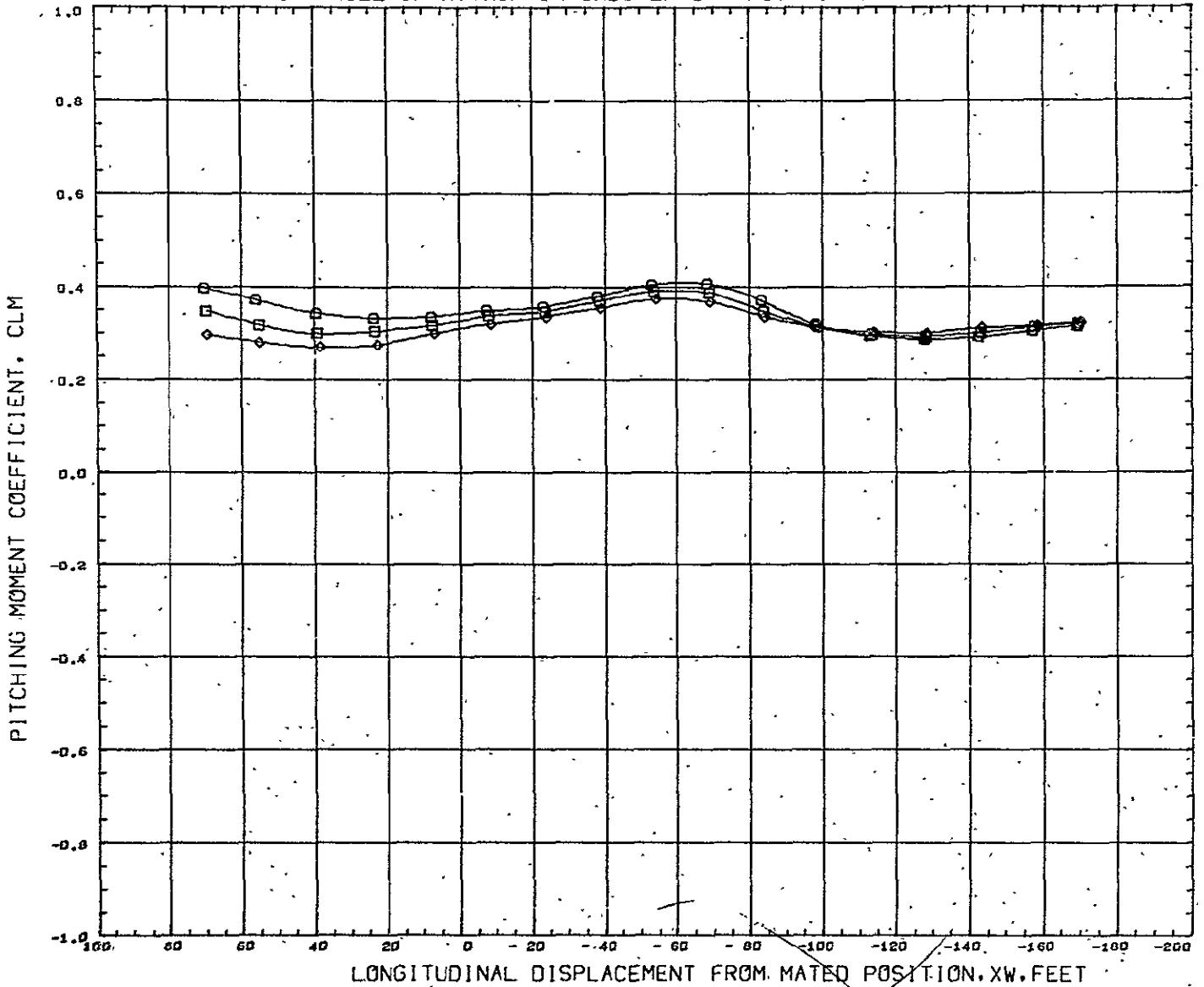
EFFECT OF BOOSTER ANGLE OF ATTACK ON ORBITER CHARACTERISTICS AT M=1.1



DATA SET SYMBOL	CONFIGURATION DESCRIPTION	PARAMETRIC VALUES	REFERENCE INFORMATION
(00A019)	GDHST 304-D 130G (ALPHA= 0) + B9J (ALPHA= 0)	ALPHA0 0.000 ALPHAB 0.000	REFS 5.4400 SQ IN
(00A020)	GDHST 304-D 130G (ALPHA= 0) + B9J (ALPHA= -5)	MACH 1.100 BETA 0.000	REFL 1.1302 IN
(00A021)	GDHST 304-D 130G (ALPHA= 0) + B9J (ALPHA= -10)	HORZTL 0.000	REFB 5.2150 IN
			XHRF 4.5255 IN
			YHRF 0.0000 IN
			ZHRF 0.6510 IN
			SCALE 0.0035

G4P Z 4.380

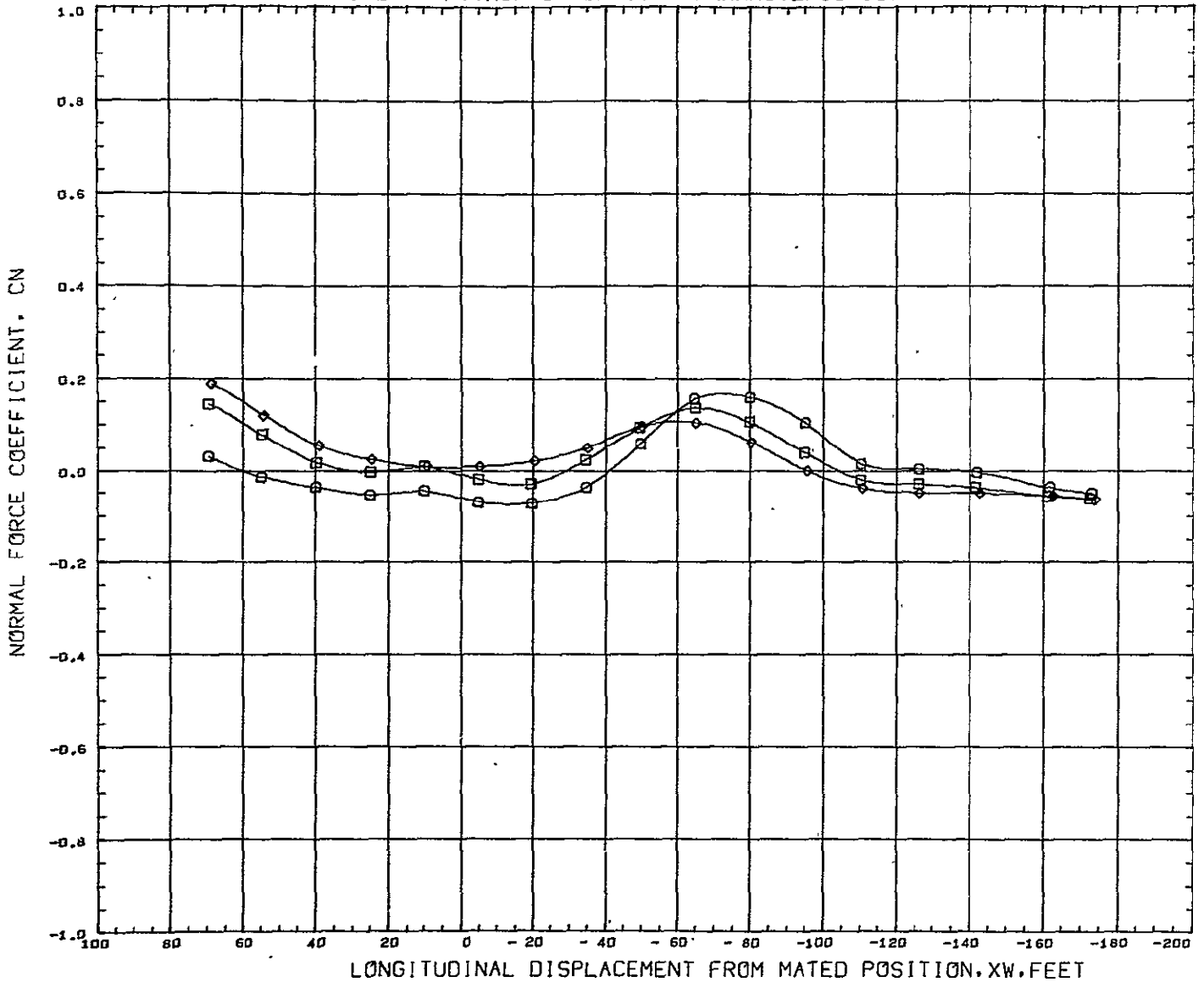
EFFECT OF BOOSTER ANGLE OF ATTACK ON ORBITER CHARACTERISTICS AT M=1.1



DATA SET SYMBOL	CONFIGURATION DESCRIPTION	PARAMETRIC VALUES	REFERENCE INFORMATION
(00A019)	GDHST 304-D 130G (ALPHA= 0) + B9J (ALPHA= 0)	ALPHA0 0.000 ALPHA 0.000	REFS 5.4400 SQ IN
(00A020)	GDHST 304-D 130G (ALPHA= 0) + B9J (ALPHA=- 5)	MACH 1.100 BETA 0.000	REFL 1.1302 IN
(00A021)	GDHST 304-D 130G (ALPHA= 0) + B9J (ALPHA=-10)	HORZTL 0.000	REFB 5.2150 IN
			XMRP 4.5255 IN
			YMRP 0.0000 IN
			ZMRP 0.6510 IN
			SCALE 0.0035

GAF Z, 54,380

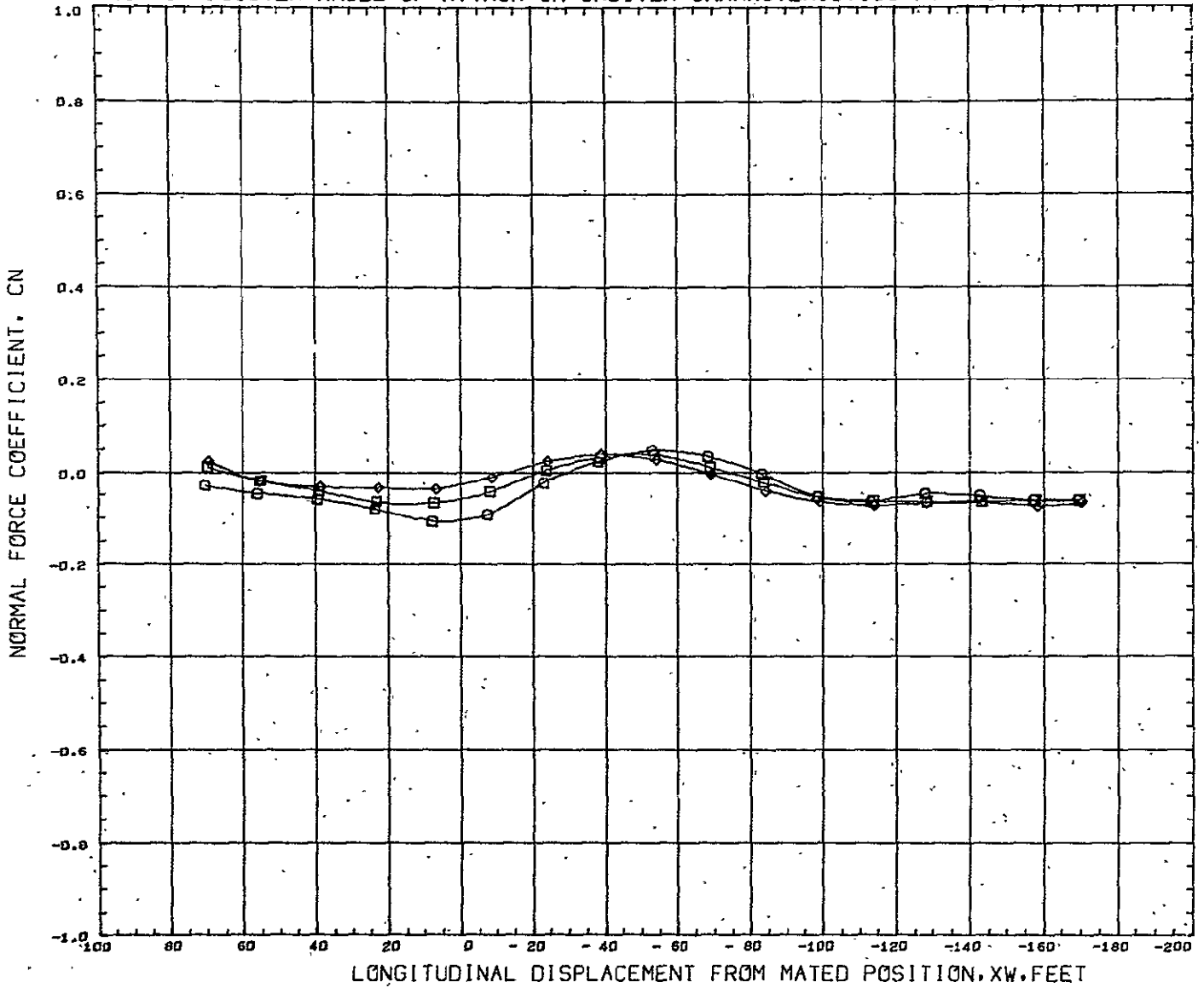
EFFECT OF BOOSTER ANGLE OF ATTACK ON ORBITER CHARACTERISTICS AT M=1.1



DATA SET SYMBOL	CONFIGURATION DESCRIPTION	PARAMETRIC VALUES	REFERENCE INFORMATION
(00A019)	GDHST 304-0 130G (ALPHA= 0) + B9J (ALPHA= 0)	ALPHA0 0.000 ALPHAB 0.000	REFS 5.4400 SQ IN
(00A020)	GDHST 304-0 130G (ALPHA= 0) + B9J (ALPHA=- 5)	MACH 1.100 BETA 0.000	REFL 1.1302 IN
(00A021)	GDHST 304-0 130G (ALPHA= 0) + B9J (ALPHA=-10)	HORZTL 0.000	REFB 5.2150 IN
			XMRP 4.5255 IN
			YMRP 0.0000 IN
			ZMRP 0.6510 IN
			SCALE 0.0035

GAF Z 4.380

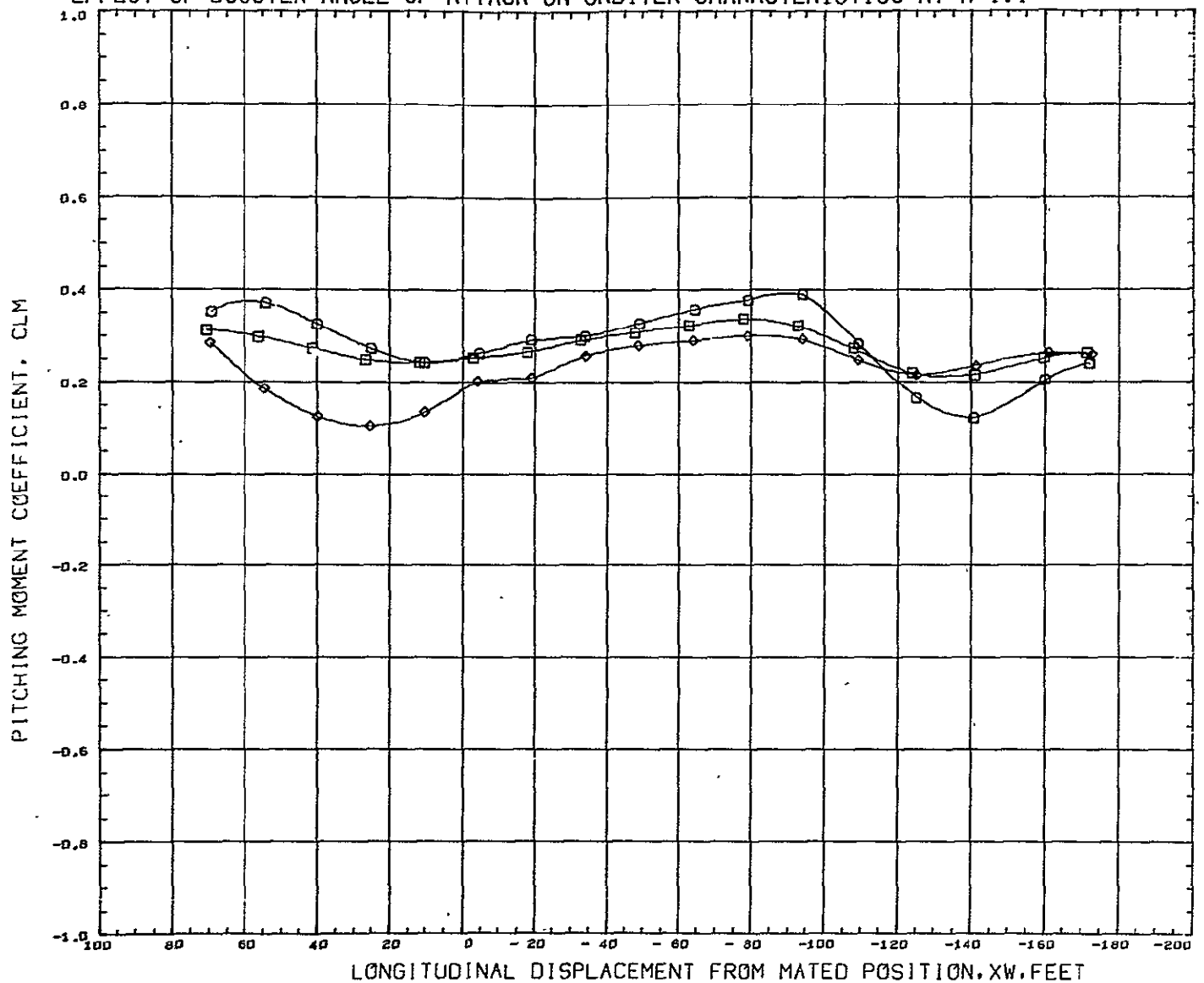
EFFECT OF BOOSTER ANGLE OF ATTACK ON ORBITER CHARACTERISTICS AT M=1.1



DATA SET SYMBOL	CONFIGURATION DESCRIPTION	PARAMETRIC VALUES	REFERENCE INFORMATION
(00A919)	GCHST 304-D 130G (ALPHA= 0) + B9J (ALPHA= 0)	ALPHA0 0.000 ALPHA8 0.000	REFS. 5.4400 SQ IN
(00A920)	GCHST 304-D 130G (ALPHA= 0) + B9J (ALPHA=- 5)	MACH 1.100 BETA 0.000	REFL 1.1302 IN
(00A921)	GCHST 304-D 130G (ALPHA= 0) + B9J (ALPHA=-10)	HORZTL 0.000	REFB 5.2150 IN
			XMRP 4.5255 IN
			YMRP -0.0000 IN
			ZMRP 0.6510 IN
			SCALE 0.0035

GAP Z 54.380

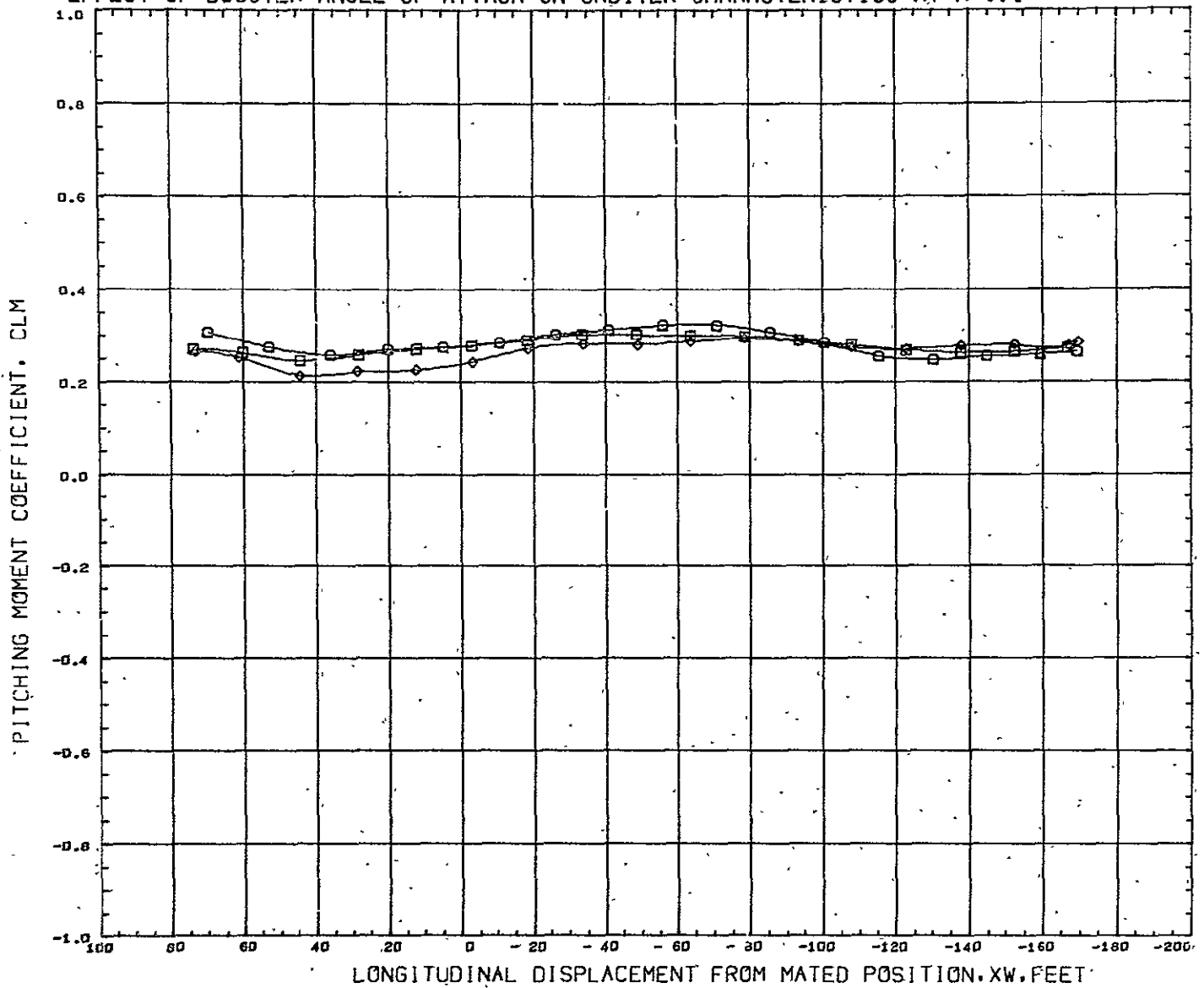
EFFECT OF BOOSTER ANGLE OF ATTACK ON ORBITER CHARACTERISTICS AT M=1.1



DATA SET SYMBOL	CONFIGURATION DESCRIPTION	PARAMETRIC VALUES			REFERENCE INFORMATION			
(00A025)	GDHST 304-D 130G (ALPHA=+ 5) + B9J (ALPHA=+ 5)	ALPHA0	5.000	ALPHA B	5.000	REFS	5.4400	SQ IN
(00A024)	GDHST 304-D 130G (ALPHA=+ 5) + B9J (ALPHA= 0)	MACH	1.100	BETA	0.000	REFL	1.1302	IN
(00A026)	GDHST 304-D 130G (ALPHA=+ 5) + B9J (ALPHA=-10)	HORZTL	0.000			REFB	5.2150	IN
						XMRP	4.5255	IN
						YMRP	0.0000	IN
						ZMRP	0.6510	IN
						SCALE	0.0035	

GAP Z 4.380

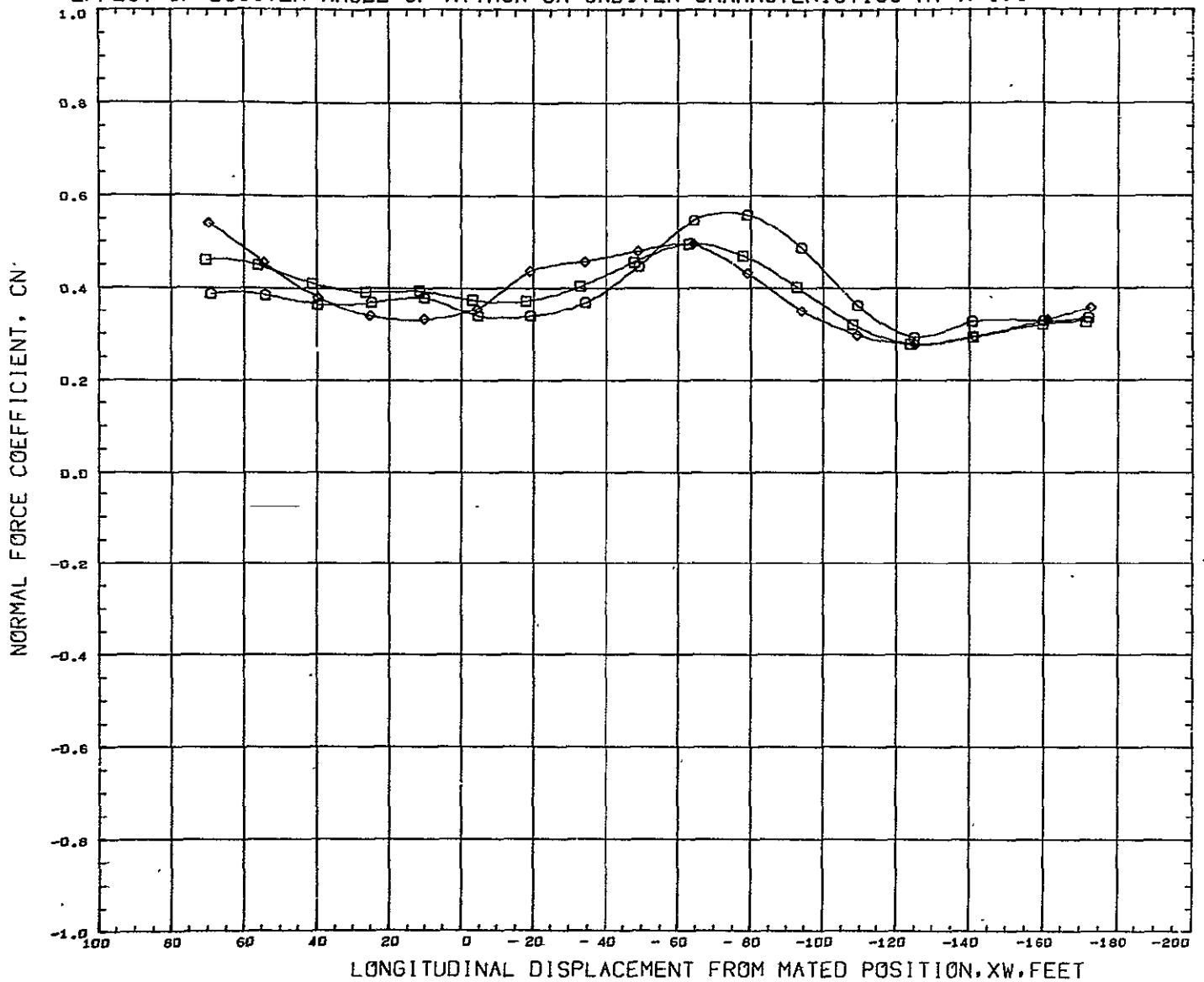
EFFECT OF BOOSTER ANGLE OF ATTACK ON ORBITER CHARACTERISTICS AT M=1.1



DATA SET SYMBOL	CONFIGURATION DESCRIPTION	PARAMETRIC VALUES	REFERENCE INFORMATION
(00A023)	GDHST 304-D 130G (ALPHA=+ 5) + B9J (ALPHA=+ 5)	ALPHA0 5.000 ALPHAB 5.000	REFS 5.4400 SQ IN
(00A024)	GDHST 304-D 130G (ALPHA=+ 5) + B9J (ALPHA= 0)	MACH 1.100 BETA 0.000	REFL 1.1302 IN
(00A026)	GDHST 304-D 130G (ALPHA=+ 5) + B9J (ALPHA=-10)	HORZTL 0.000	REFB 5.2150 IN
			XMRP 4.5255 IN
			YHRP 0.0000 IN
			ZHRP 0.6510 IN
			SCALE 0.0035

GAF Z 54.380

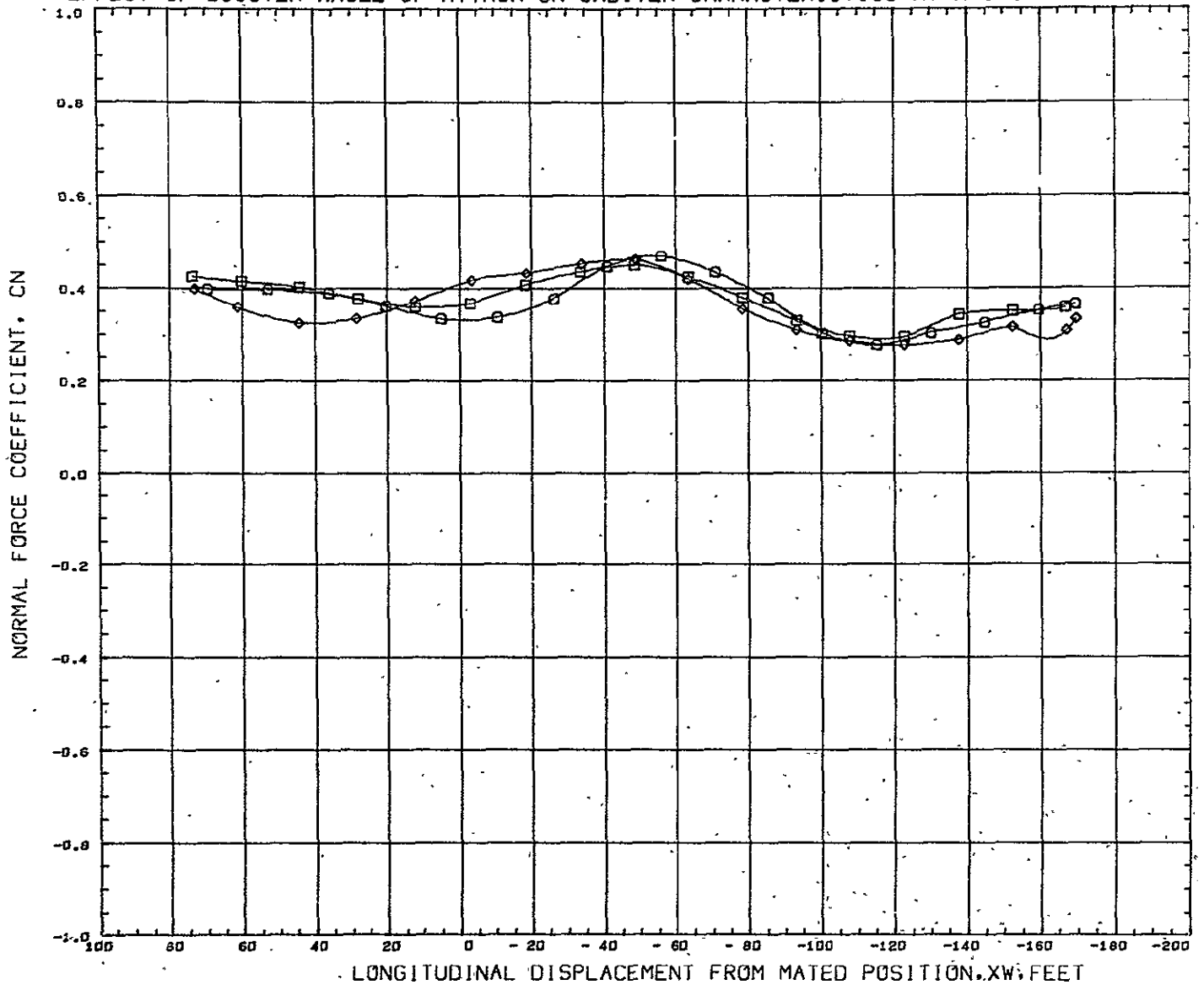
EFFECT OF BOOSTER ANGLE OF ATTACK ON ORBITER CHARACTERISTICS AT M=1.1



DATA SET SYMBOL	CONFIGURATION DESCRIPTION	PARAMETRIC VALUES			REFERENCE INFORMATION			
(00A923)	GDHST 3D4-D 130G (ALPHA=+ 5) + B9J (ALPHA=+ 5)	ALPHA0	5.000	ALPHA B	5.000	REFS	5.4400	SQ IN
(00A924)	GDHST 3D4-D 130G (ALPHA=+ 5) + B9J (ALPHA= 0)	MACH	1.100	BETA	0.000	REFL	1.1302	IN
(00A926)	GDHST 3D4-D 130G (ALPHA=+ 5) + B9J (ALPHA=-10)	HORZTL	0.000			REFB	4.5255	IN
						XMRP	4.5255	IN
						YMRP	0.0000	IN
						ZMRP	0.6510	IN
						SCALE	0.0035	

64F Z 4.380

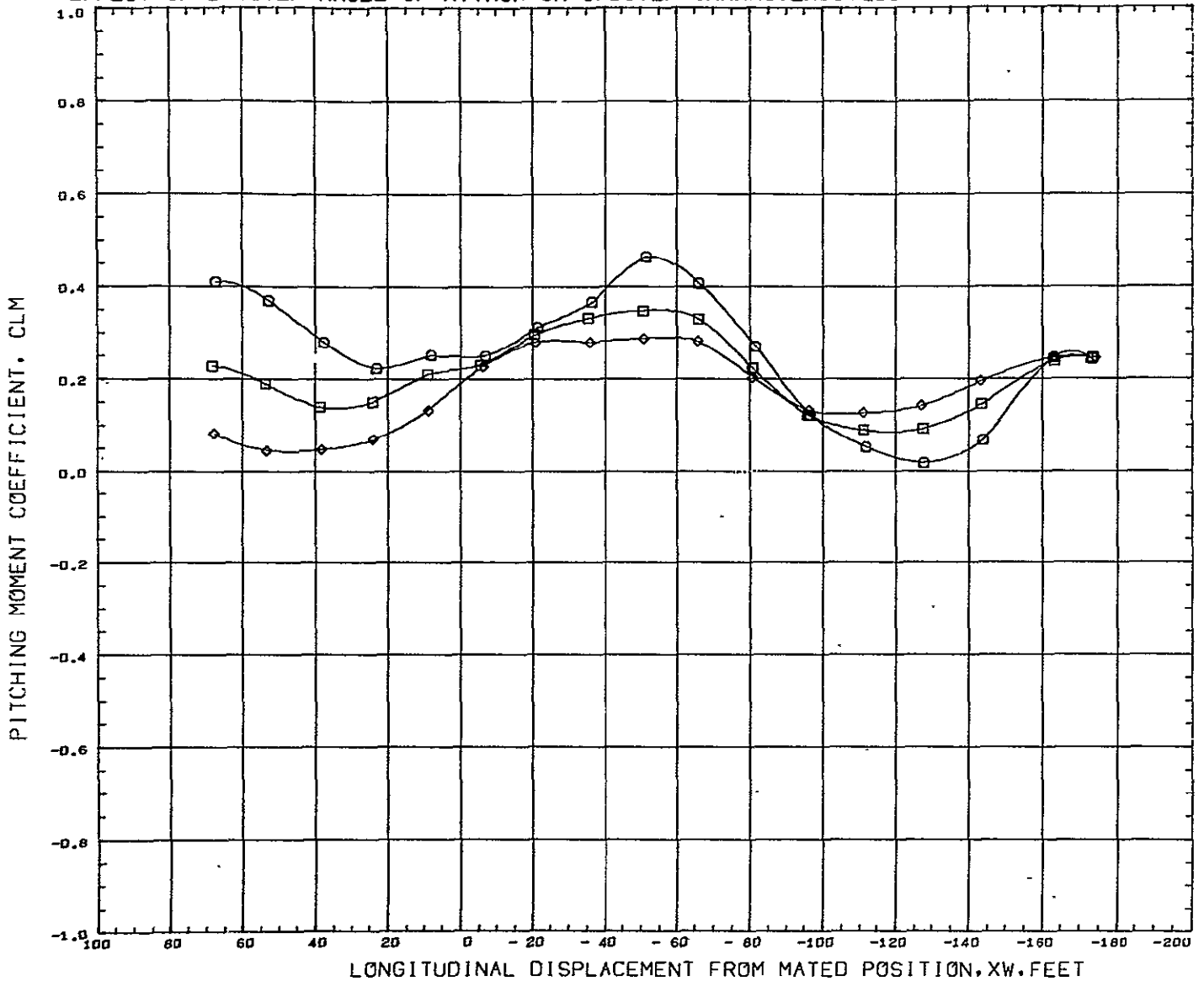
EFFECT OF BOOSTER ANGLE OF ATTACK ON ORBITER CHARACTERISTICS AT M=1.1



DATA SET SYMBOL	CONFIGURATION DESCRIPTION	PARAMETRIC VALUES			REFERENCE INFORMATION		
(00A023)	GDHST 304-0 130G(ALPHA=+ 5) + B9J(ALPHA=+ 5)	ALPHA0	5.000	ALPHAB	5.000	REFS	5.4400 SQ IN
(00A024)	GDHST 304-0 130G(ALPHA=+ 5) + B9J(ALPHA= 0)	MACH	1.100	BETA	0.000	REFL	1.1302 IN
(00A026)	GDHST 304-0 130G(ALPHA=+ 5) + B9J(ALPHA=-10)	HORZTL	0.000			REFB	5.2150 IN
						YMRP	4.5255 IN
						ZMRP	0.0000 IN
						ZMRP	0.6510 IN
						SCALE	0.0035

CAP Z 54.380

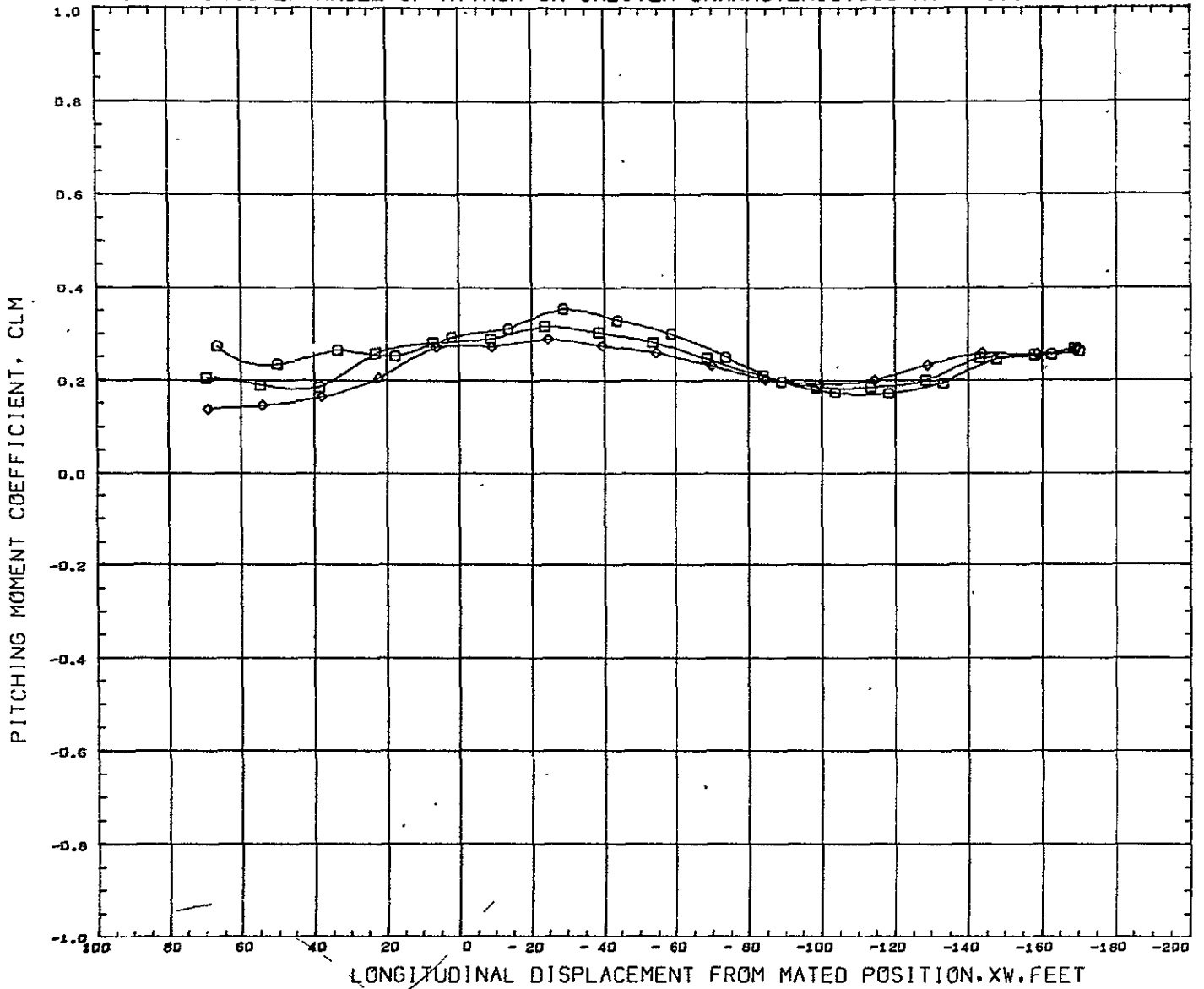
EFFECT OF BOOSTER ANGLE OF ATTACK ON ORBITER CHARACTERISTICS AT M=1.1



DATA SET SYMBOL	CONFIGURATION DESCRIPTION	PARAMETRIC VALUES	REFERENCE INFORMATION
(00A027)	GDHST 304-0 134B (ALPHA= 0) + B9J (ALPHA= 0)	ALPHA0 0.000 ALPHAB 0.000	REFS 10.7320 SQ IN
(00A028)	GDHST 304-0 134B (ALPHA= 0) + B9J (ALPHA=- 5)	MACH 1.100 BETA 0.000	REFL 2.8742 IN
(00A029)	GDHST 304-0 134B (ALPHA= 0) + B9J (ALPHA=-10)	ELVATR 0.000 RUDDER 0.000	REFB 4.9798 IN
			YMRP 4.9788 IN
			ZMRP 0.0000 IN
			ZMRP 0.4550 IN
			SCALE 0.0035

GAP 2 4.380

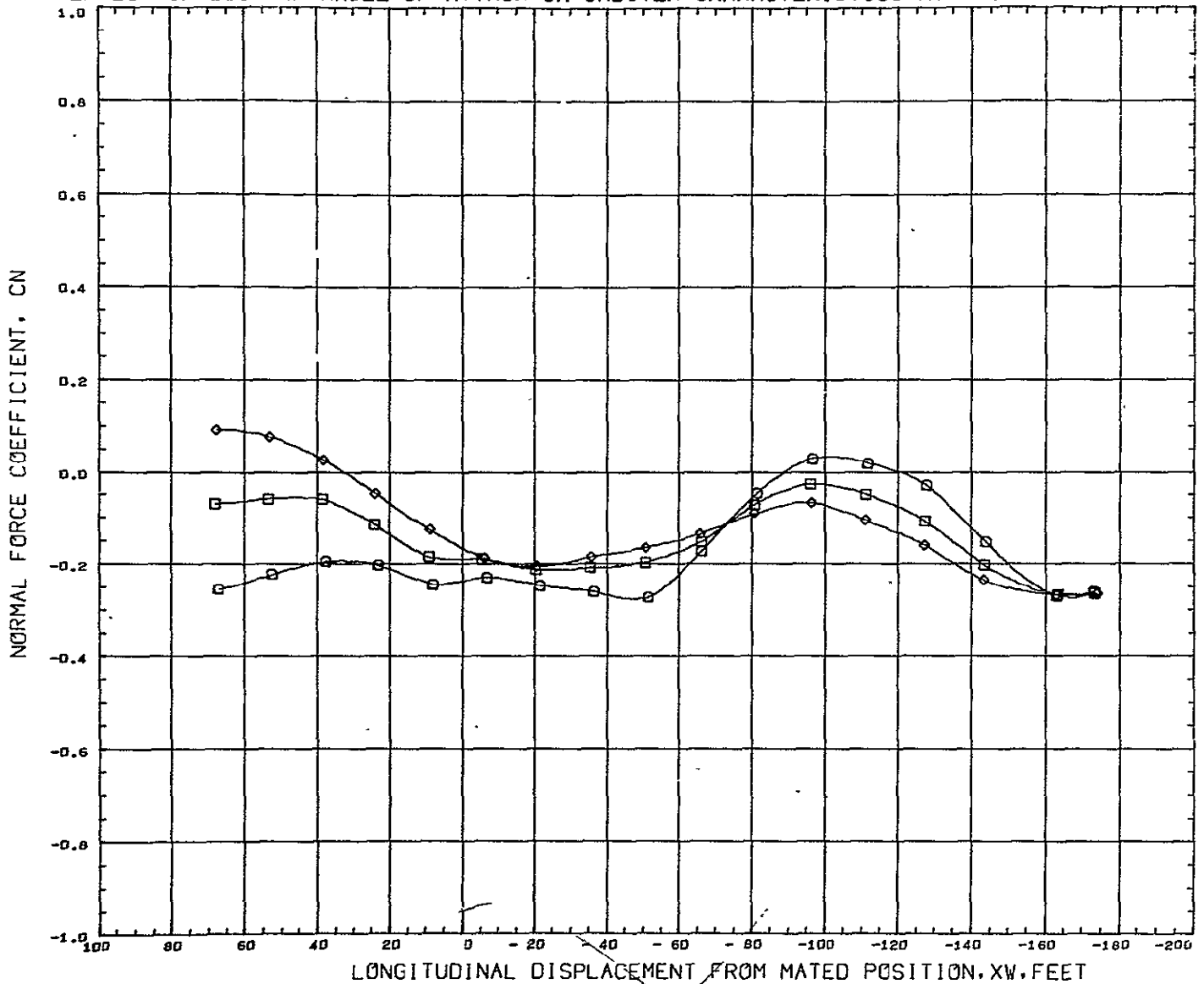
EFFECT OF BOOSTER ANGLE OF ATTACK ON ORBITER CHARACTERISTICS AT M=1.1



DATA SET SYMBOL	CONFIGURATION DESCRIPTION	PARAMETRIC VALUES	REFERENCE INFORMATION
(00A027)	GDHST 304-D 134B (ALPHA= 0) + B9J (ALPHA= 0)	ALPHA0 0.000	REFS 10.7320 SQ IN
(00A028)	GDHST 304-D 134B (ALPHA= 0) + B9J (ALPHA= -5)	MACH 1.100	BETA 0.000
(00A029)	GDHST 304-D 134B (ALPHA= 0) + B9J (ALPHA= -10)	ELVAT 0.000	RUDDER 0.000
			REFL 2.8742 IN
			REFB 4.9798 IN
			XMRP 4.9788 IN
			YMRP 0.0000 IN
			ZMRP 0.4550 IN
			SCALE 0.0035

GAF Z 54.380

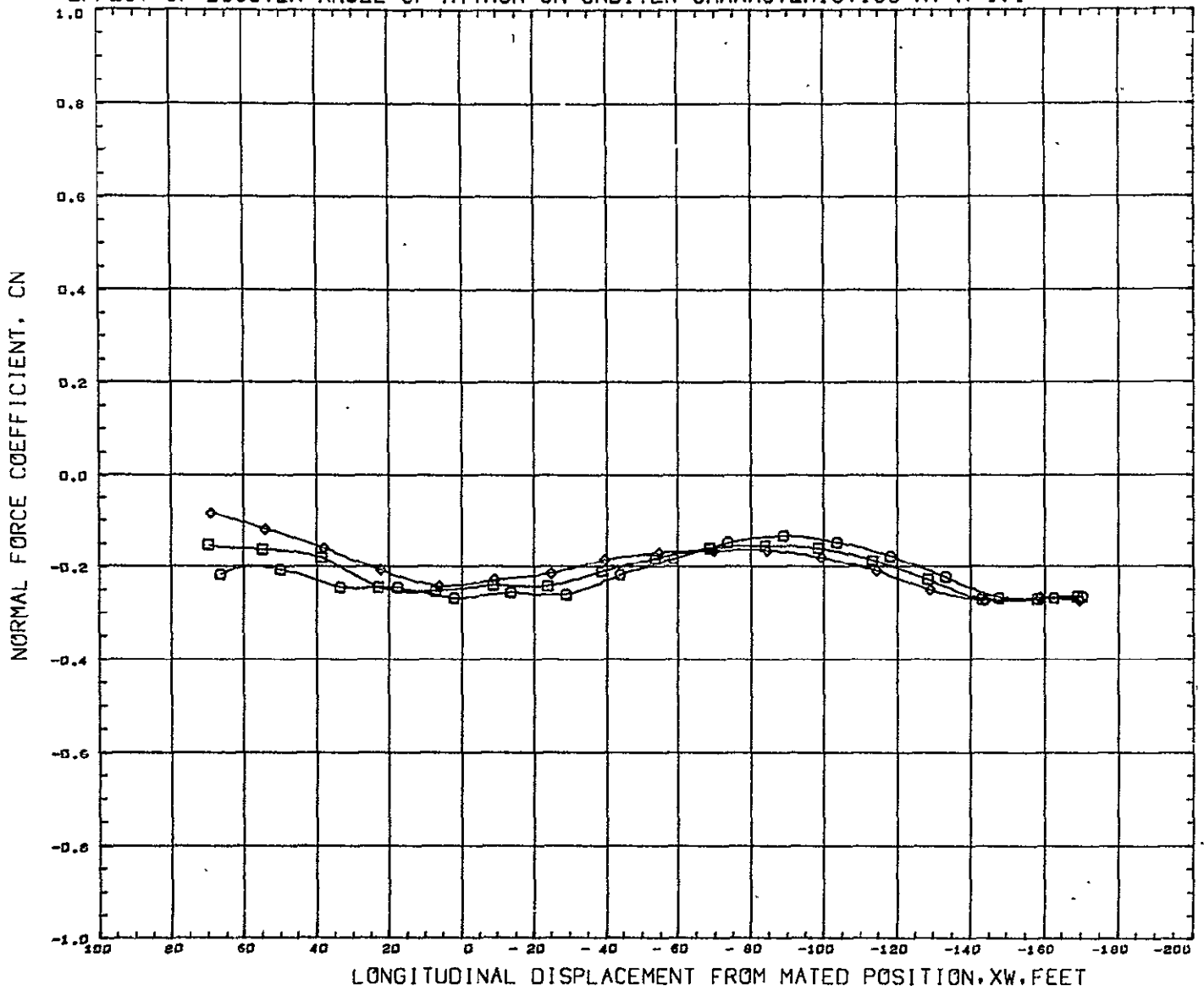
EFFECT OF BOOSTER ANGLE OF ATTACK ON ORBITER CHARACTERISTICS AT M=1.1



DATA SET SYMBOL	CONFIGURATION DESCRIPTION	PARAMETRIC VALUES	REFERENCE INFORMATION
(00A027)	GCHST 304-D 134B (ALPHA= 0) + B9J (ALPHA= 0)	ALPHA0 0.000 ALPHAB 0.000	REFS 10.7320 SQ IN
(00A028)	GCHST 304-D 134B (ALPHA= 0) + B9J (ALPHA= -5)	MACH 1.100 BETA 0.000	REFL 2.8742 IN
(00A029)	GCHST 304-D 134B (ALPHA= 0) + B9J (ALPHA= -10)	ELVTR 0.000 RUDDER 0.000	REFB 4.9798 IN
			XMRP 4.9788 IN
			YMRF 0.0000 IN
			ZMRP 0.4550 IN
			SCALE 0.0035

GAP Z 4.380

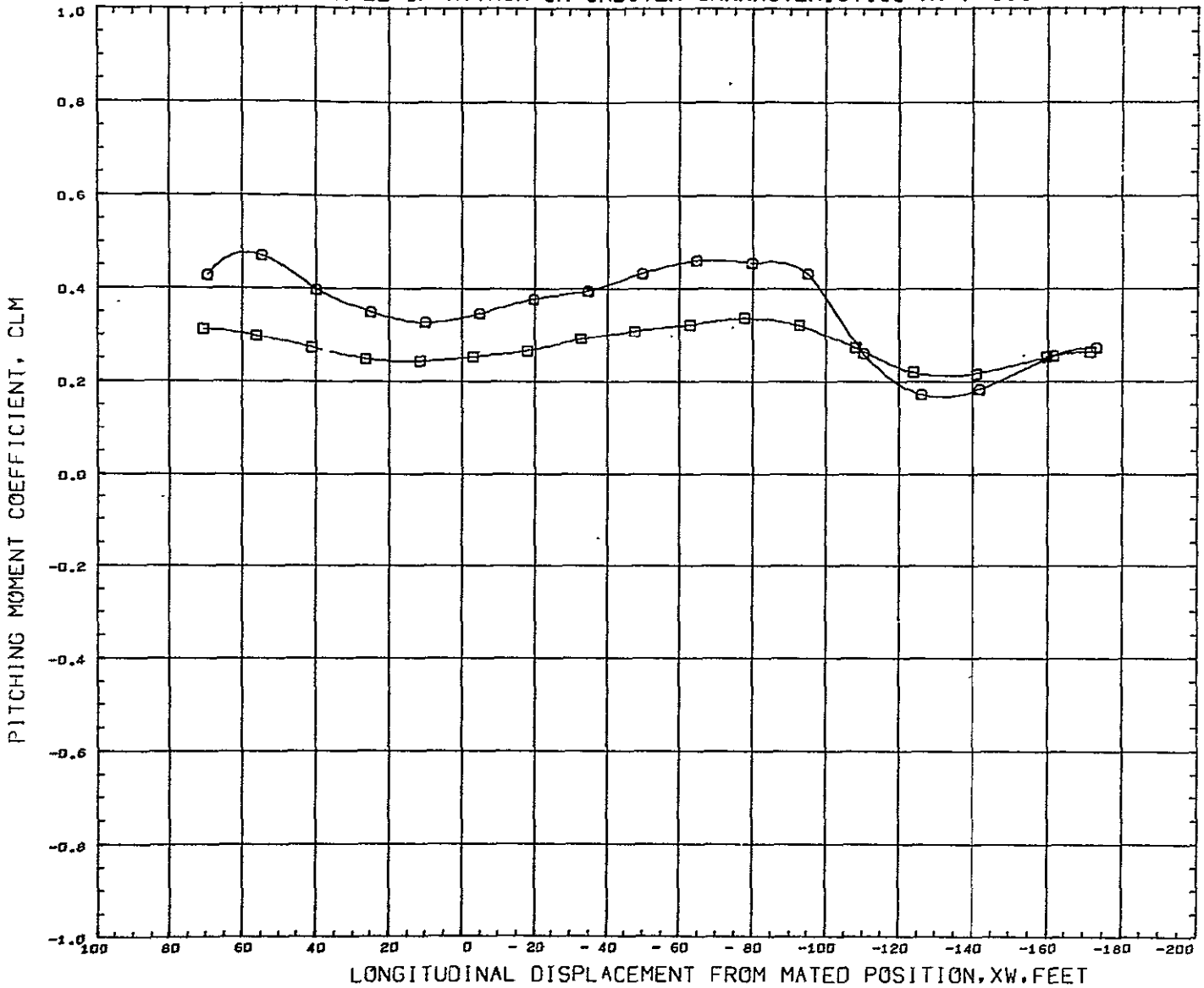
EFFECT OF BOOSTER ANGLE OF ATTACK ON ORBITER CHARACTERISTICS AT M=1.1



DATA SET SYMBOL	CONFIGURATION DESCRIPTION	PARAMETRIC VALUES	REFERENCE INFORMATION
(00A027)	GDHST 304-D 134B (ALPHA= 0) + B9J (ALPHA= 0)	ALPHA0 0.000 ALPHAB 0.000	REFS 10.7320 SQ IN
(00A028)	GDHST 304-D 134B (ALPHA= 0) + B9J (ALPHA=- 5)	MACH 1.100 BETA 0.000	REFL 2.8742 IN
(00A029)	GDHST 304-D 134B (ALPHA= 0) + B9J (ALPHA=-10)	ELVATR 0.000 RUDDER 0.000	REFB 4.9798 IN
			XMRP 4.9788 IN
			YMRP 0.0000 IN
			ZMRP 0.4550 IN
			SCALE 0.0035

GAP Z 54.380

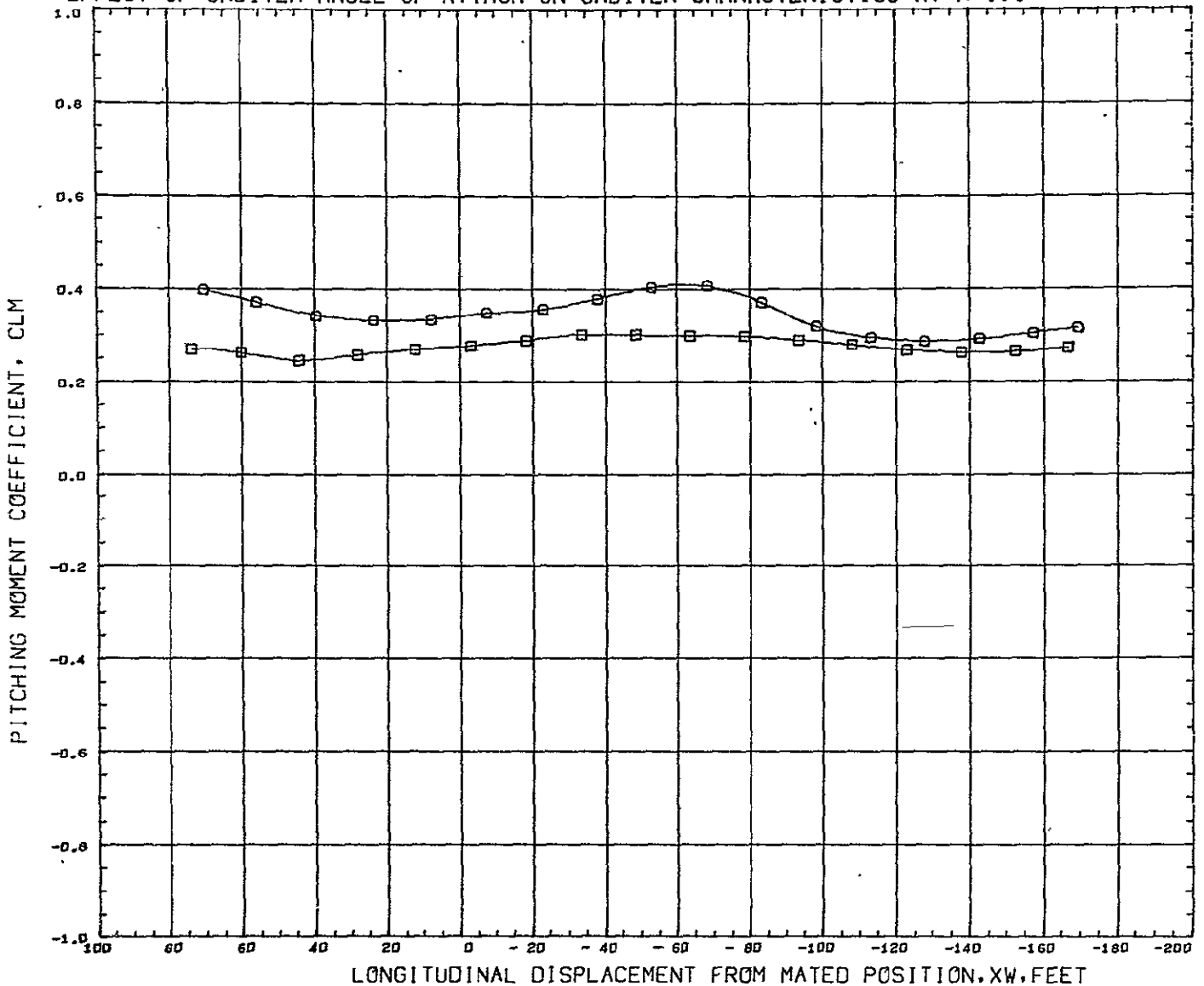
EFFECT OF ORBITER ANGLE OF ATTACK ON ORBITER CHARACTERISTICS AT M=1.1



DATA SET SYMBOL	CONFIGURATION DESCRIPTION	PARAMETRIC VALUES		REFERENCE INFORMATION				
(00A019)	GDHST 304-D 130G (ALPHA= 0) + B9J (ALPHA= 0)	ALPHA0	0.000	ALPHA8	0.000	REFS	5.4400	SQ IN
(00A024)	GDHST 304-D 130G (ALPHA=+ 5) + B9J (ALPHA= 0)	MACH	1.100	BETA	0.000	REFL	1.1302	IN
		HORZTL	0.000			REFB	5.2150	IN
						XMRP	4.5255	IN
						YMRP	0.0000	IN
						ZMRP	0.6510	IN
						SCALE	0.0035	

GAP Z 4.380

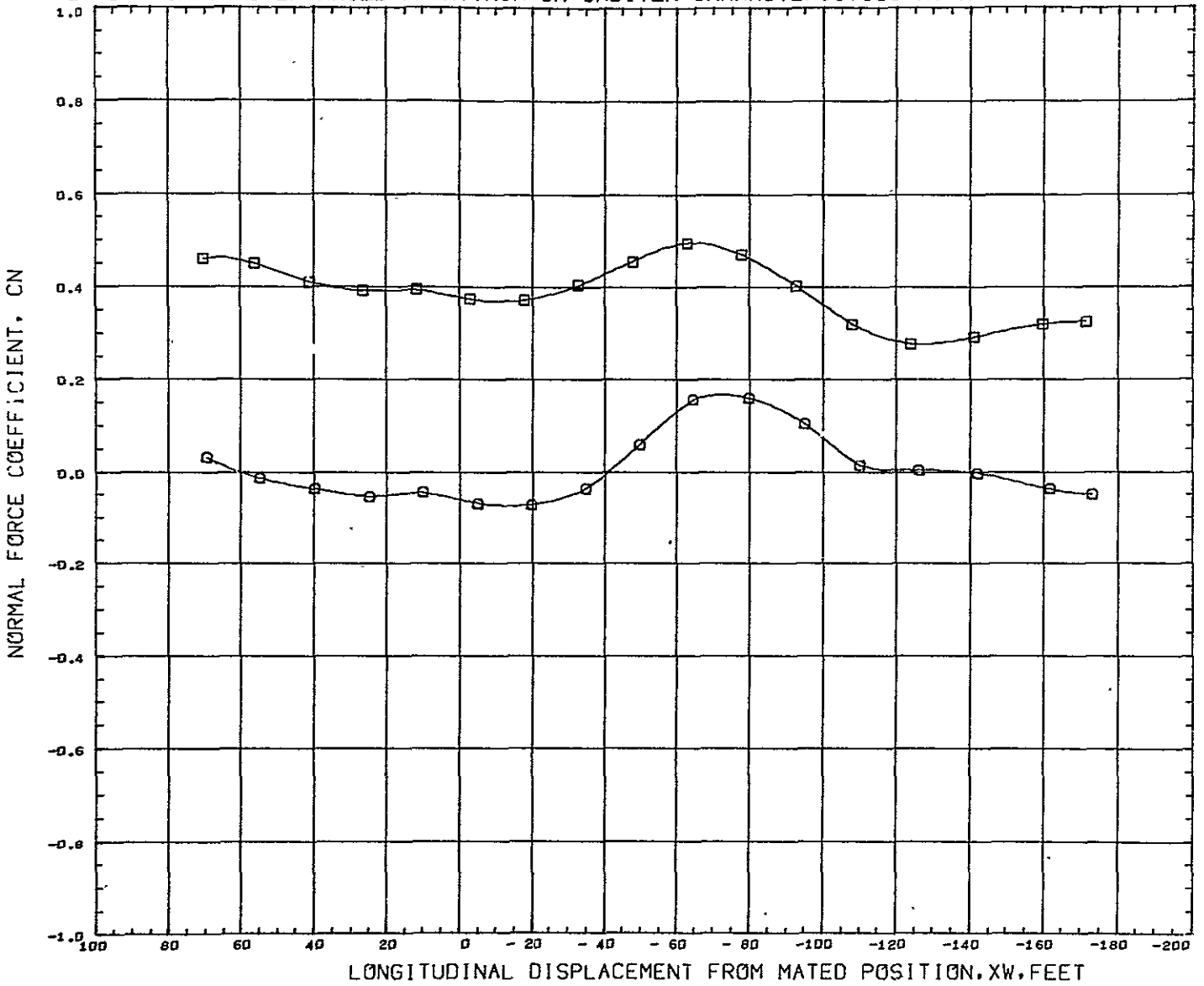
EFFECT OF ORBITER ANGLE OF ATTACK ON ORBITER CHARACTERISTICS AT M=1.1



DATA SET SYMBOL	CONFIGURATION DESCRIPTION	PARAMETRIC VALUES	REFERENCE INFORMATION
(00A019)	GCHST 304-D 130G (ALPHA= 0) + B9J (ALPHA= 0)	ALPHA0 0.000	REFS 5.4400 SQ IN
(00A024)	GCHST 304-D 130G (ALPHA=+ 5) + B9J (ALPHA= 0)	MACH 1.100	REFL 1.1302 IN
		HORZTL 0.000	REFB 5.2150 IN
			XMRP 4.5255 IN
			YMRP 0.0000 IN
			ZMRP 0.6510 IN
			SCALE 0.0035

GAP 2 54.380

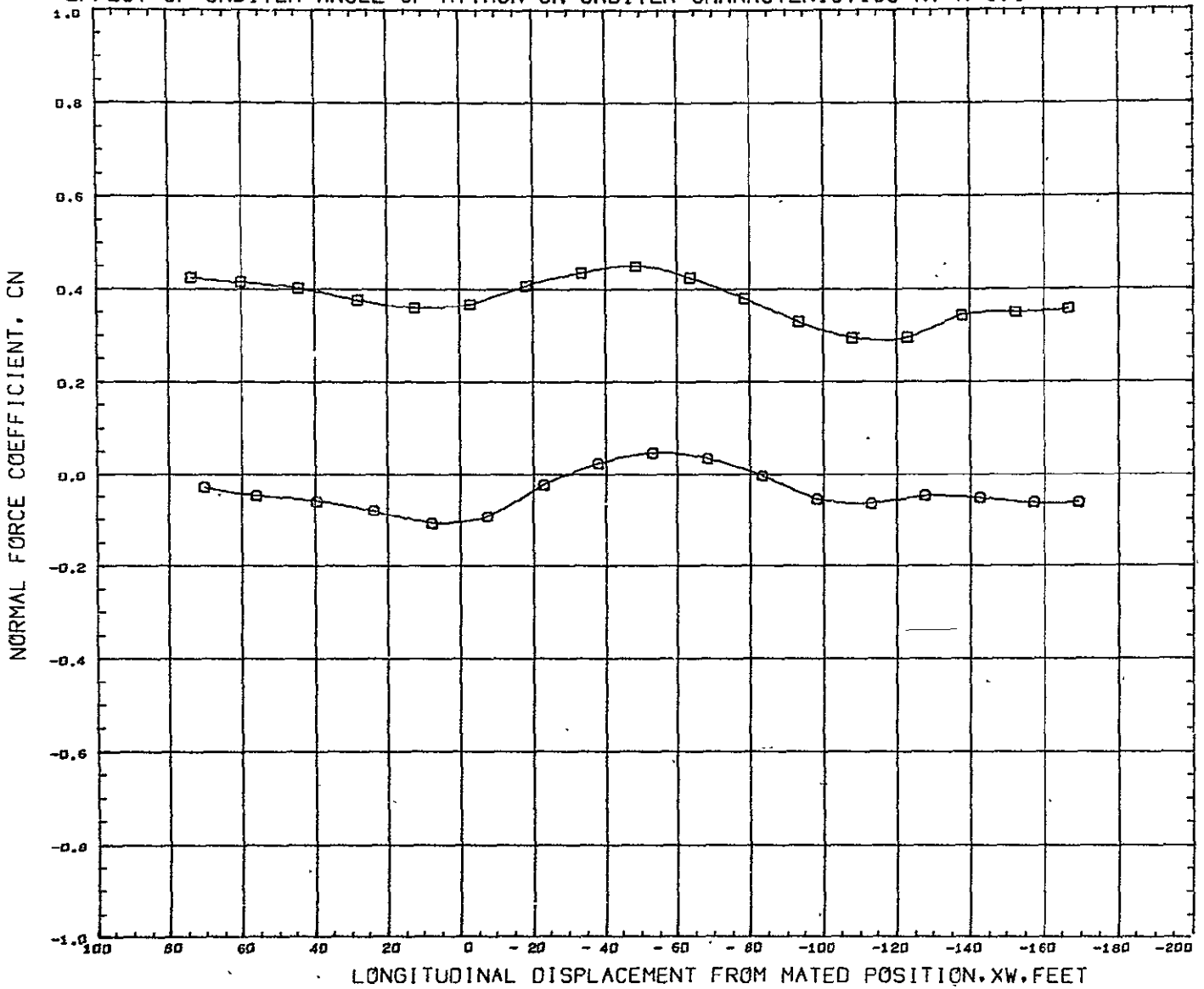
EFFECT OF ORBITER ANGLE OF ATTACK ON ORBITER CHARACTERISTICS AT M=1.1



DATA SET SYMBOL	CONFIGURATION DESCRIPTION	PARAMETRIC VALUES			REFERENCE INFORMATION		
(00A019)	GDHST 304-0 130G (ALPHA= 0) + B9J (ALPHA= 0)	ALPHA0	0.000	ALPHA8	0.000	REFS	5.4400 SQ IN
(00A024)	GDHST 304-0 130G (ALPHA= 5) + B9J (ALPHA= 0)	MACH	1.100	BETA	0.000	REFL	1.1302 IN
		HORZTL	0.000			REFB	5.2150 IN
						XMRP	4.5255 IN
						YMRP	0.0000 IN
						ZMRP	0.6510 IN
						SCALE	0.0035

GAP Z 4.380

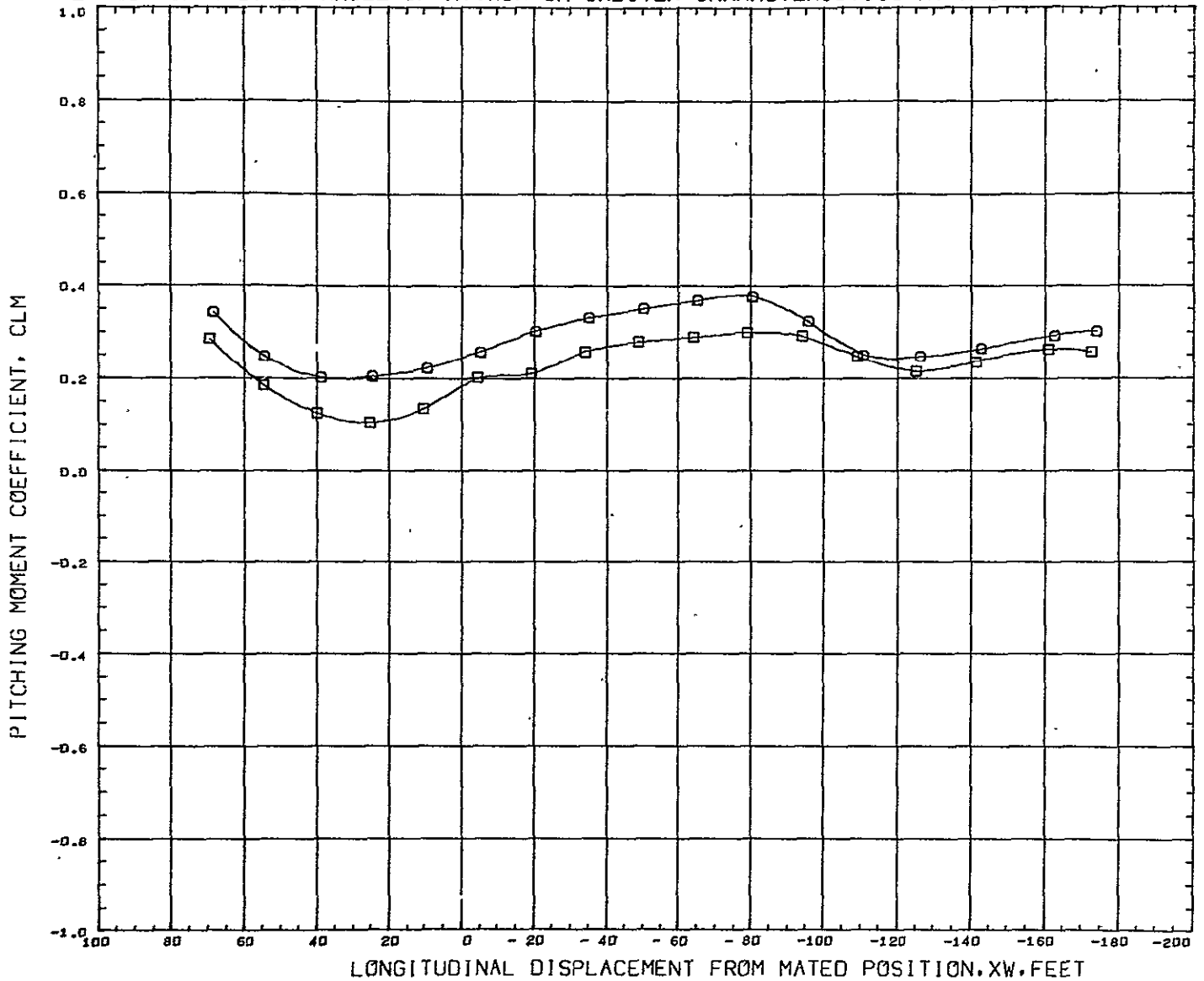
EFFECT OF ORBITER ANGLE OF ATTACK ON ORBITER CHARACTERISTICS AT M=1.1



DATA SET SYMBOL	CONFIGURATION DESCRIPTION	PARAMETRIC VALUES				REFERENCE INFORMATION	
(00A019)	GDHST 304-D 130G (ALPHA= 0) + B9J (ALPHA= 0)	ALPHA0	0.000	ALPHA5	0.000	REFS	5.4400 SQ IN
(00A024)	GDHST 304-D 130G (ALPHA=+ 5) + B9J (ALPHA= 0)	MACH	1.100	BETA	0.000	REFL	1.1302 IN
		HORZTL	0.000			REFB	5.2150 IN
						XMRP	4.5255 IN
						YMRP	0.0000 IN
						ZMRP	0.6510 IN
						SCALE	0.0035

GAP Z 54.380

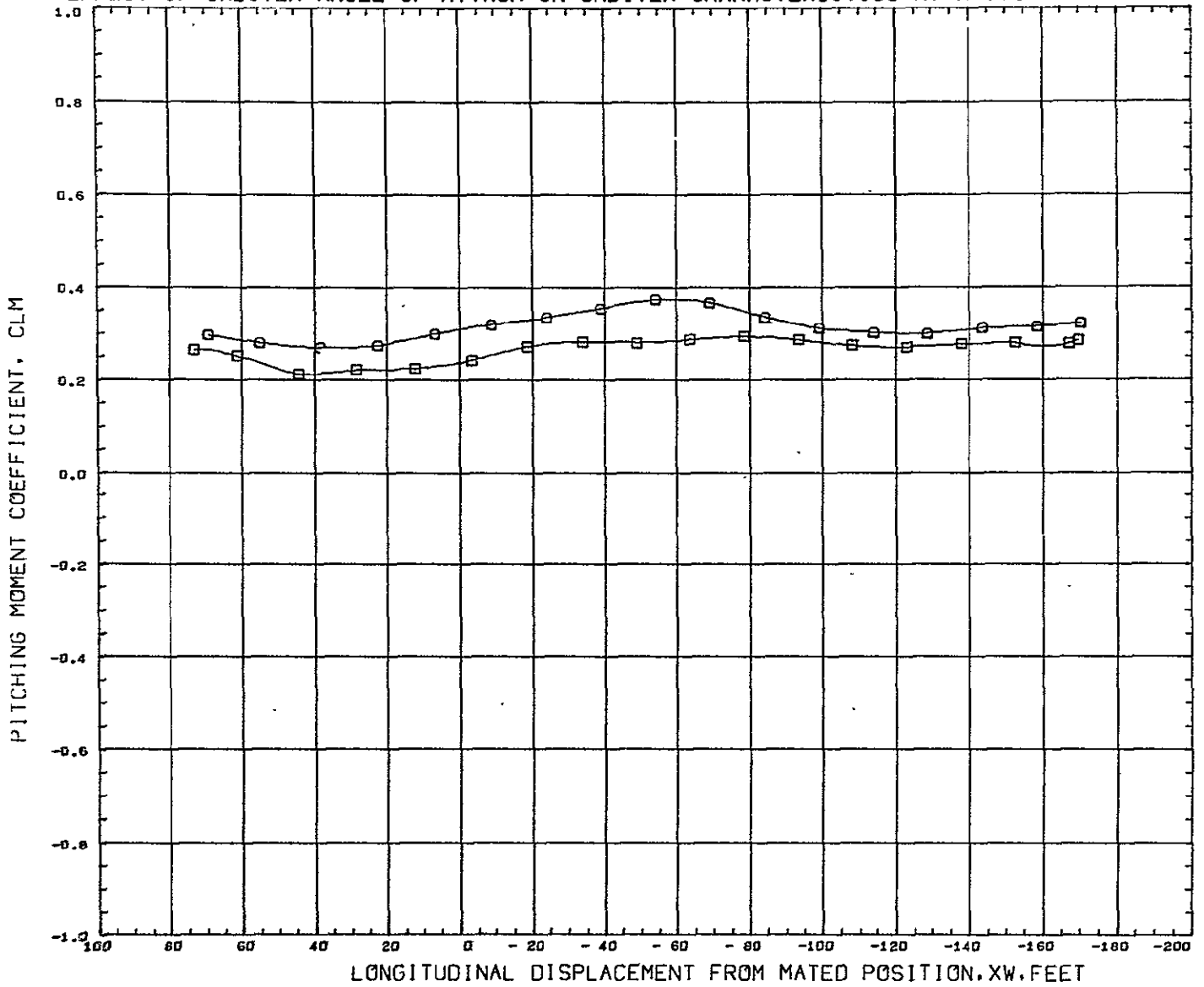
EFFECT OF ORBITER ANGLE OF ATTACK ON ORBITER CHARACTERISTICS AT M=1.1



DATA SET SYMBOL	CONFIGURATION DESCRIPTION	PARAMETRIC VALUES		REFERENCE INFORMATION				
(00A021)	GDHST 304-D 130G(ALPHA= 0) + B9J(ALPHA=-10)	ALPHA0	0.000	ALPHAB	- 10.000	REFS	5.4400	SQ IN
(00A026)	GDHST 304-D 130G(ALPHA=+ 5) + B9J(ALPHA=-10)	MACH	1.100	BETA	0.000	REFL	1.1302	IN
		HORZTL	0.000			REFB	5.2150	IN
						XHRF	4.5255	IN
						YHRF	0.0000	IN
						ZHRF	0.6510	IN
						SCALE	0.0035	

GAP 2 4.380

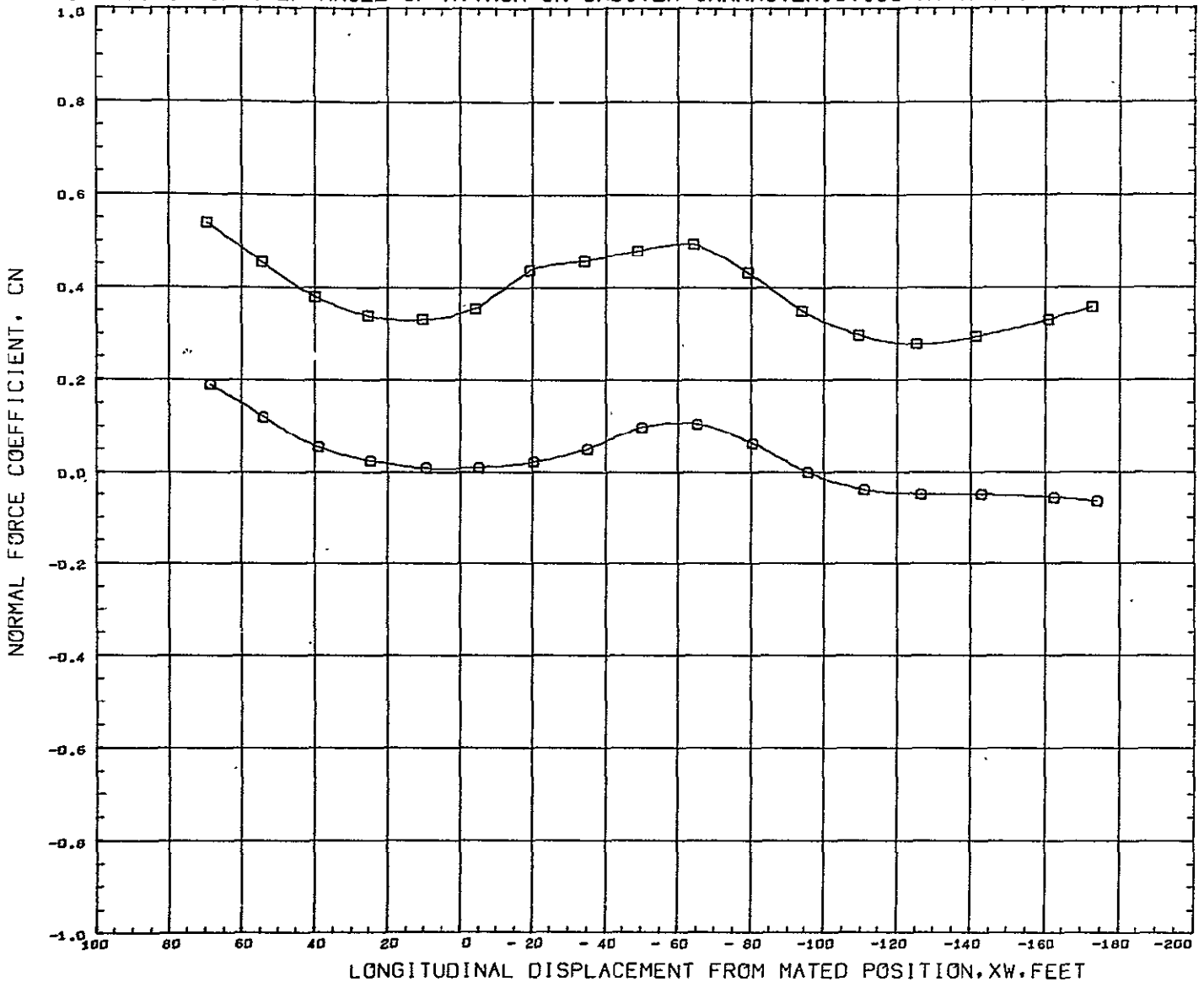
EFFECT OF ORBITER ANGLE OF ATTACK ON ORBITER CHARACTERISTICS AT M=1.1



DATA SET SYMBOL	CONFIGURATION DESCRIPTION	PARAMETRIC VALUES		REFERENCE INFORMATION				
(00A021)	GDHST 304-D 130G (ALPHA= 0) + B9J (ALPHA=-10)	ALPHA0	0.000	ALPHA8	- 10.000	REFS	5.4400	SQ IN
(00A026)	GDHST 304-D 130G (ALPHA=+ 5) + B9J (ALPHA=-10)	MACH	1.100	BETA	0.000	REFL	1.1302	IN
		HORZTL	0.000			REFB	5.2150	IN
						XMRP	4.5255	IN
						YMRP	0.0000	IN
						ZMRP	0.6510	IN
						SCALE	0.0035	IN

GAF Z 54.300

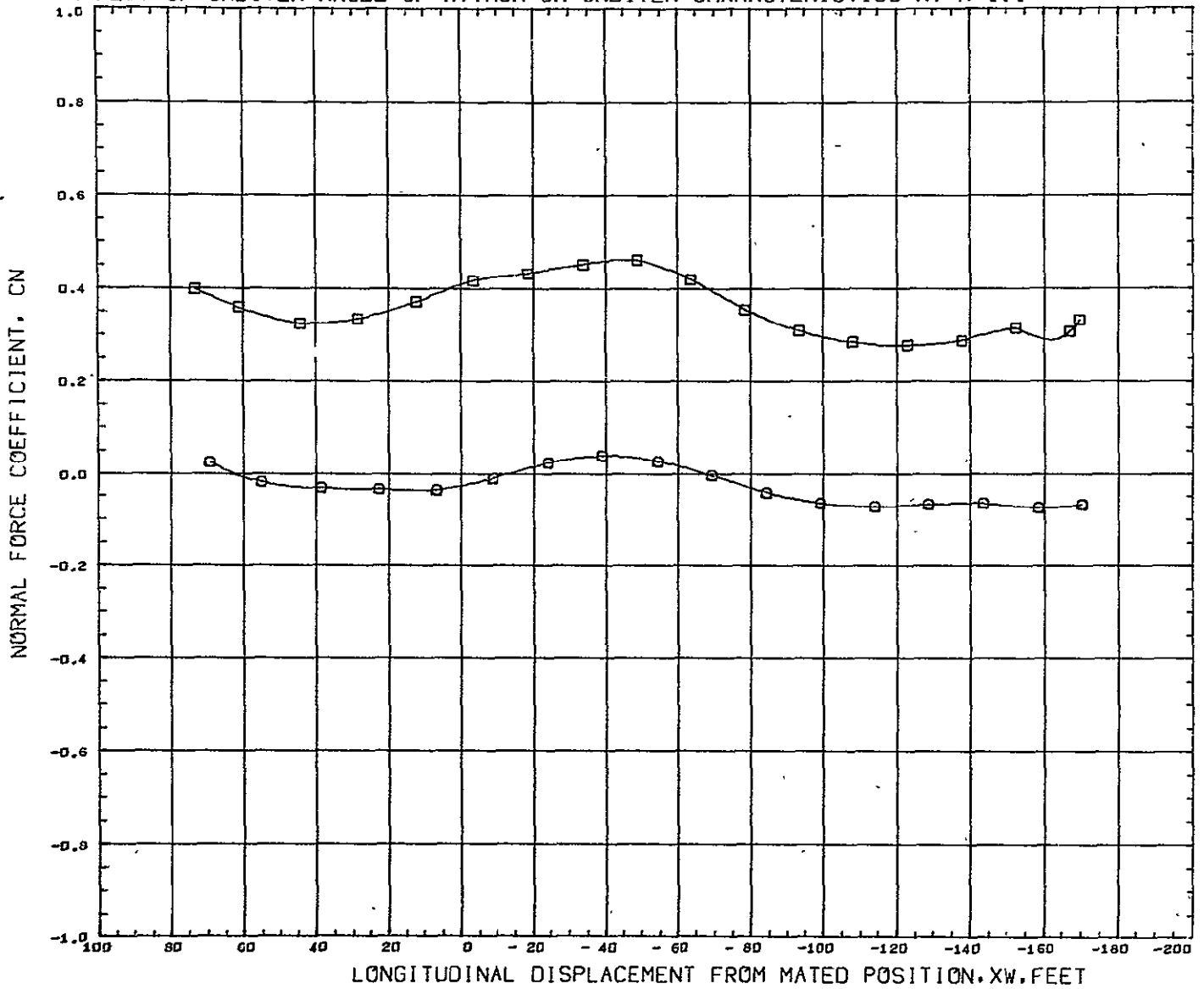
EFFECT OF ORBITER ANGLE OF ATTACK ON ORBITER CHARACTERISTICS AT M=1.1



DATA SET SYMBOL	CONFIGURATION DESCRIPTION	PARAMETRIC VALUES		REFERENCE INFORMATION				
(00AD21)	GDHST 304-0 1306 (ALPHA= 0) + B9J (ALPHA=-10)	ALPHA0	0.000	ALPHAB	- 10.000	REFS	5.4400	SQ IN
(00AD26)	GDHST 304-0 1306 (ALPHA=+ 5) + B9J (ALPHA=-10)	MACH	1.100	BETA	0.000	REFL	1.1302	IN
		HORZTL	0.000			REFB	5.2150	IN
						XNRF	4.5255	IN
						YNRF	0.0000	IN
						ZNRF	0.6510	IN
						SCALE	0.0035	

GAP Z 4.380

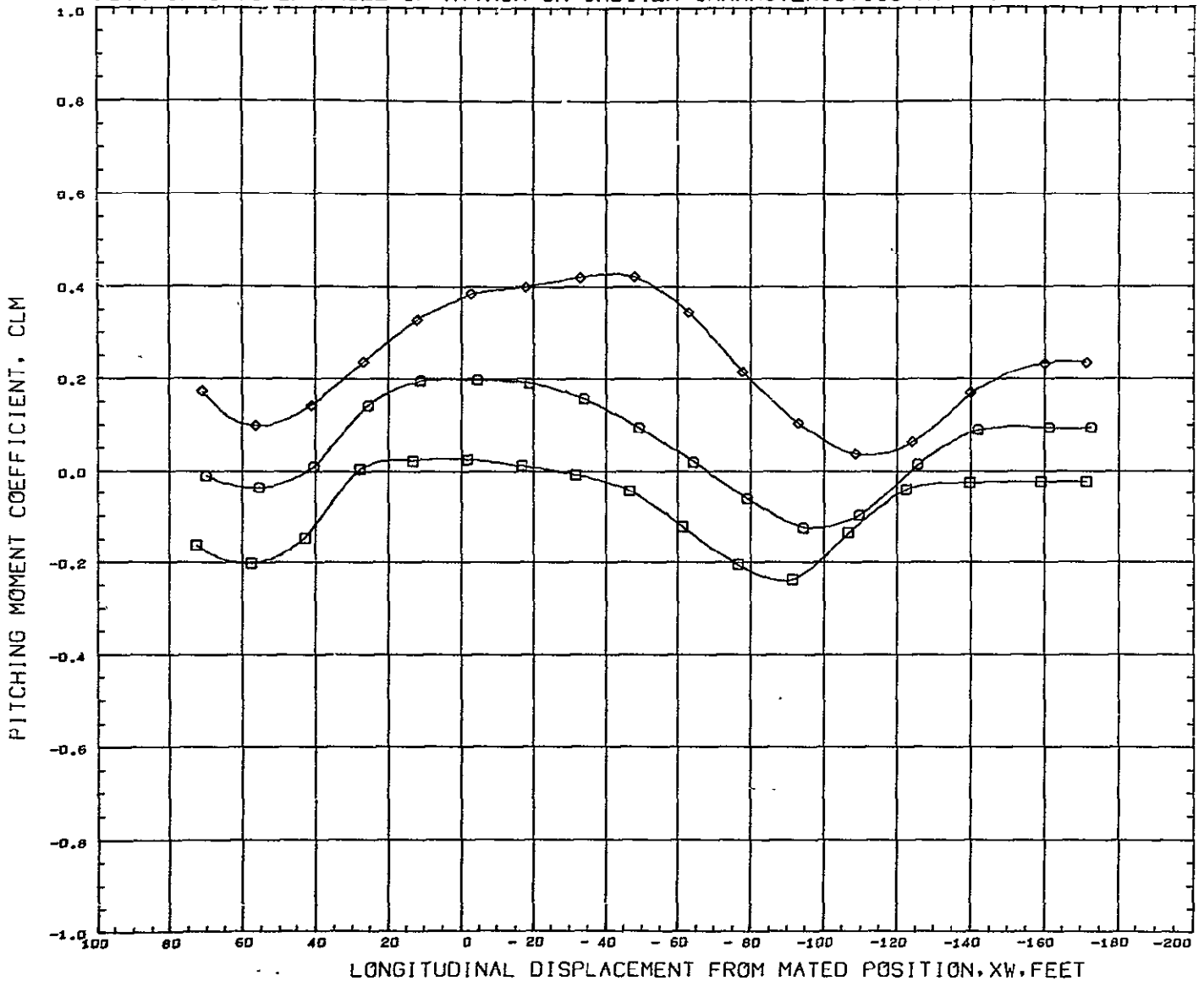
EFFECT OF ORBITER ANGLE OF ATTACK ON ORBITER CHARACTERISTICS AT M=1.1



DATA SET SYMBOL	CONFIGURATION DESCRIPTION	PARAMETRIC VALUES		REFERENCE INFORMATION				
(00A021)	GDHST 304-0 130G (ALPHA= 0) + B9J (ALPHA=-10)	ALPHA0	0.000	ALPHA5	-10.000	REFS	5.4400	Se IN
(00A026)	GDHST 304-0 130G (ALPHA=+ 5) + B9J (ALPHA=-10)	MACH	1.100	BETA	0.000	REFL	1.1302	IN
		HORZTL	0.000			REFB	5.2150	IN
						XMRP	4.5255	IN
						YMRP	0.0000	IN
						ZMRP	0.6510	IN
						SCALE	0.0035	

GAF Z 54.380

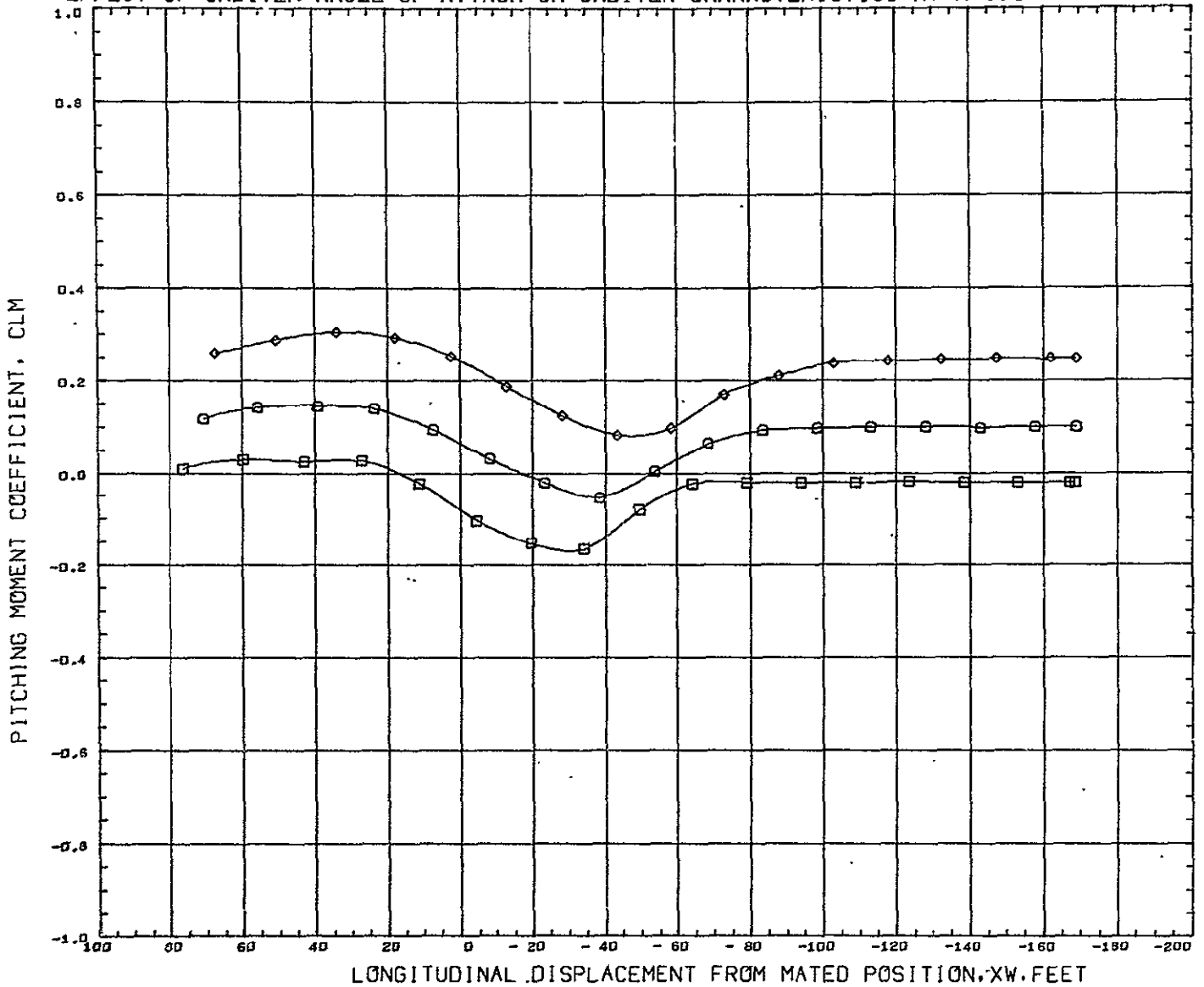
EFFECT OF ORBITER ANGLE OF ATTACK ON ORBITER CHARACTERISTICS AT M=1.6



DATA SET SYMBOL	CONFIGURATION DESCRIPTION	PARAMETRIC VALUES	REFERENCE INFORMATION
(00A051)	GDHST 304-D 130G (ALPHA= 0) + B9J (ALPHA=- 5)	ALPHA0 0.000 ALPHAB - 5.000	REFS 5.4400 SQ IN
(00A010)	GDHST 304-D 130C (ALPHA=+ 5) + B9J (ALPHA=- 5)	MACH 1.600 BETA 0.000	REFL 1.1302 IN
(00A013)	GDHST 304-D 130G (ALPHA=- 5) + B9J (ALPHA=- 5)	HORZTL 0.000	REFB 5.2150 IN
			XMRP 4.5255 IN
			YMRP 0.0000 IN
			ZMRP 0.6510 IN
			SCALE 0.0035

GAF Z 4.380

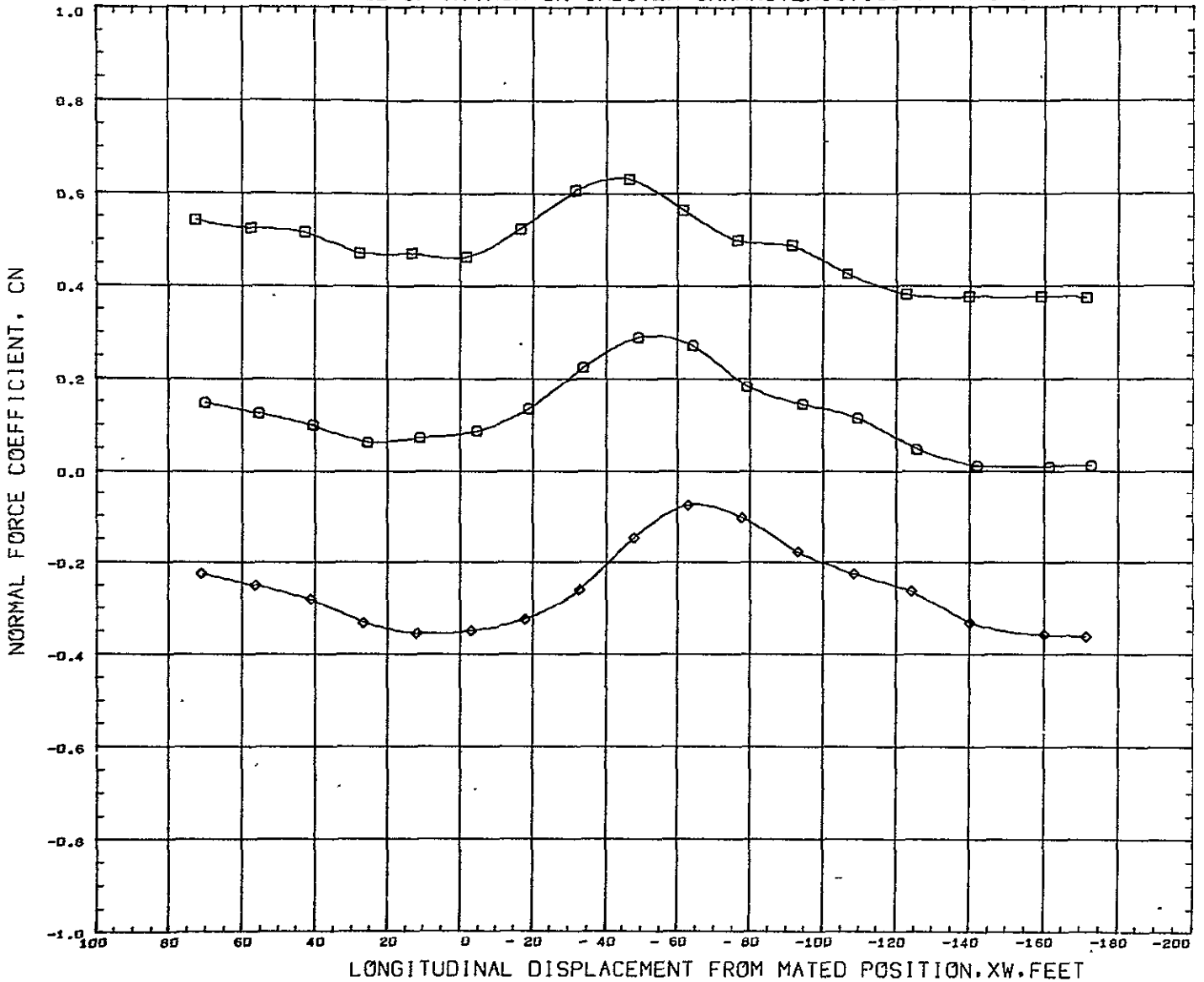
EFFECT OF ORBITER ANGLE OF ATTACK ON ORBITER CHARACTERISTICS AT M=1.6



DATA SET SYMBOL	CONFIGURATION DESCRIPTION	PARAMETRIC VALUES	REFERENCE INFORMATION
(00AD51)	GDHST 304-0 130G (ALPHA= 0) + B9J (ALPHA=- 5)	ALPHA0 0.000 ALPHAB - 5.000	REFS 5.4400 SQ IN
(00AD10)	GDHST 304-0 130G (ALPHA=+ 5) + B9J (ALPHA=- 5)	MACH 1.600 BETA 0.000	REFL 1.1302 IN
(00AD15)	GDHST 304-0 130G (ALPHA=- 5) + B9J (ALPHA=- 5)	HORZTL 0.000	REFB 5.2150 IN
			XMRP 4.5255 IN
			YMRP 0.0000 IN
			ZMRP 0.6510 IN
			SCALE 0.0035

GAF Z 54.380

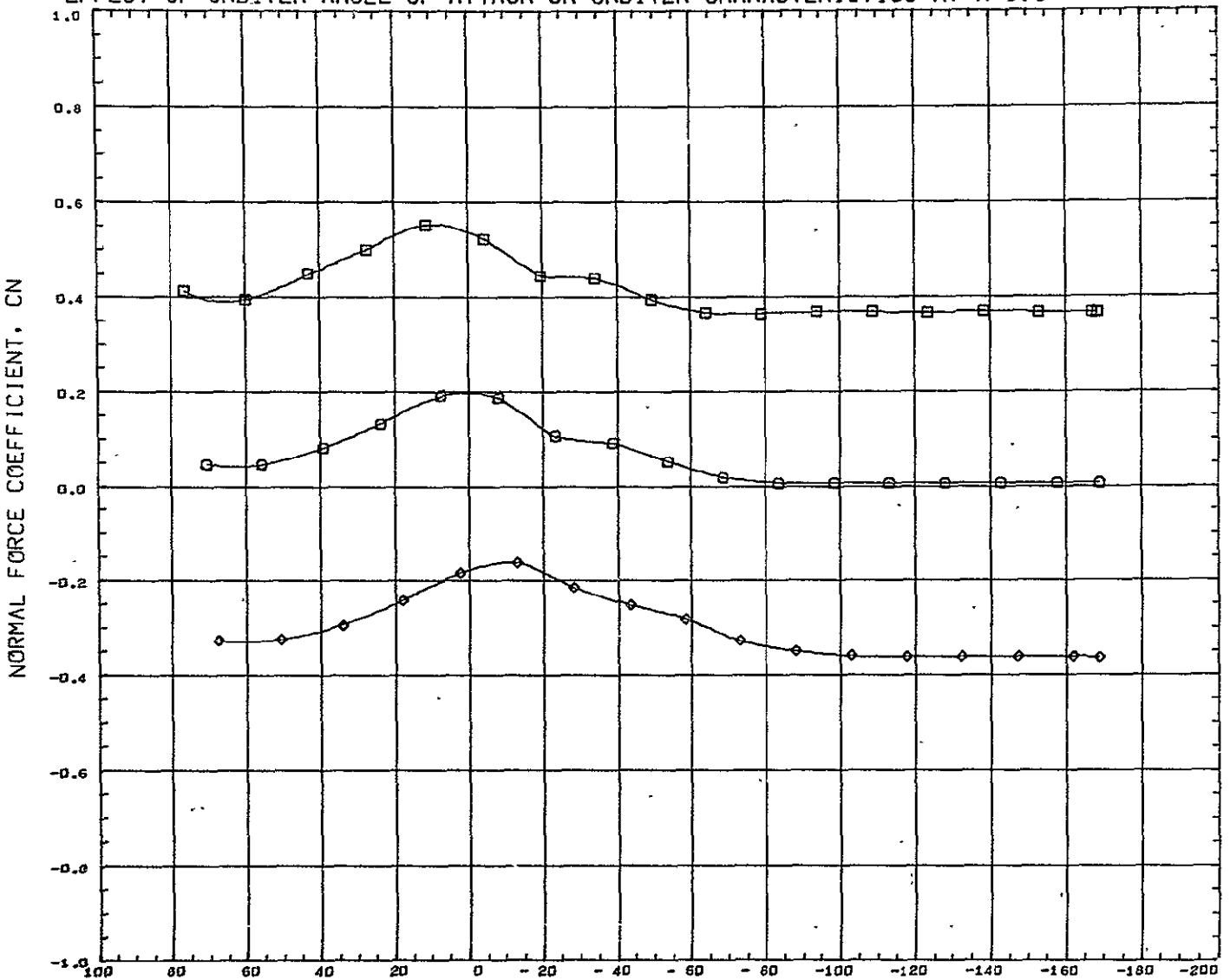
EFFECT OF ORBITER ANGLE OF ATTACK ON ORBITER CHARACTERISTICS AT M=1.6



DATA SET SYMBOL	CONFIGURATION DESCRIPTION	PARAMETRIC VALUES	REFERENCE INFORMATION
(00A051)	GDHST 304-0 130G (ALPHA= 0) + B9J (ALPHA=- 5)	ALPHA0 0.000 ALPHAB - 5.000	REFS 5.4400 SQ IN
(00A010)	GDHST 304-0 130G (ALPHA=+ 5) + B9J (ALPHA=- 5)	MACH 1.600 BETA 0.000	REFL 1.1302 IN
(00A013)	GDHST 304-0 130G (ALPHA=- 5) + B9J (ALPHA=- 5)	HORZTL 0.000	REFB 5.2150 IN
			XNRP 4.5255 IN
			YMRF 0.0000 IN
			ZMRF 0.6510 IN
			SCALE 0.0035

GAF Z 4.380

EFFECT OF ORBITER ANGLE OF ATTACK ON ORBITER CHARACTERISTICS AT M=1.6

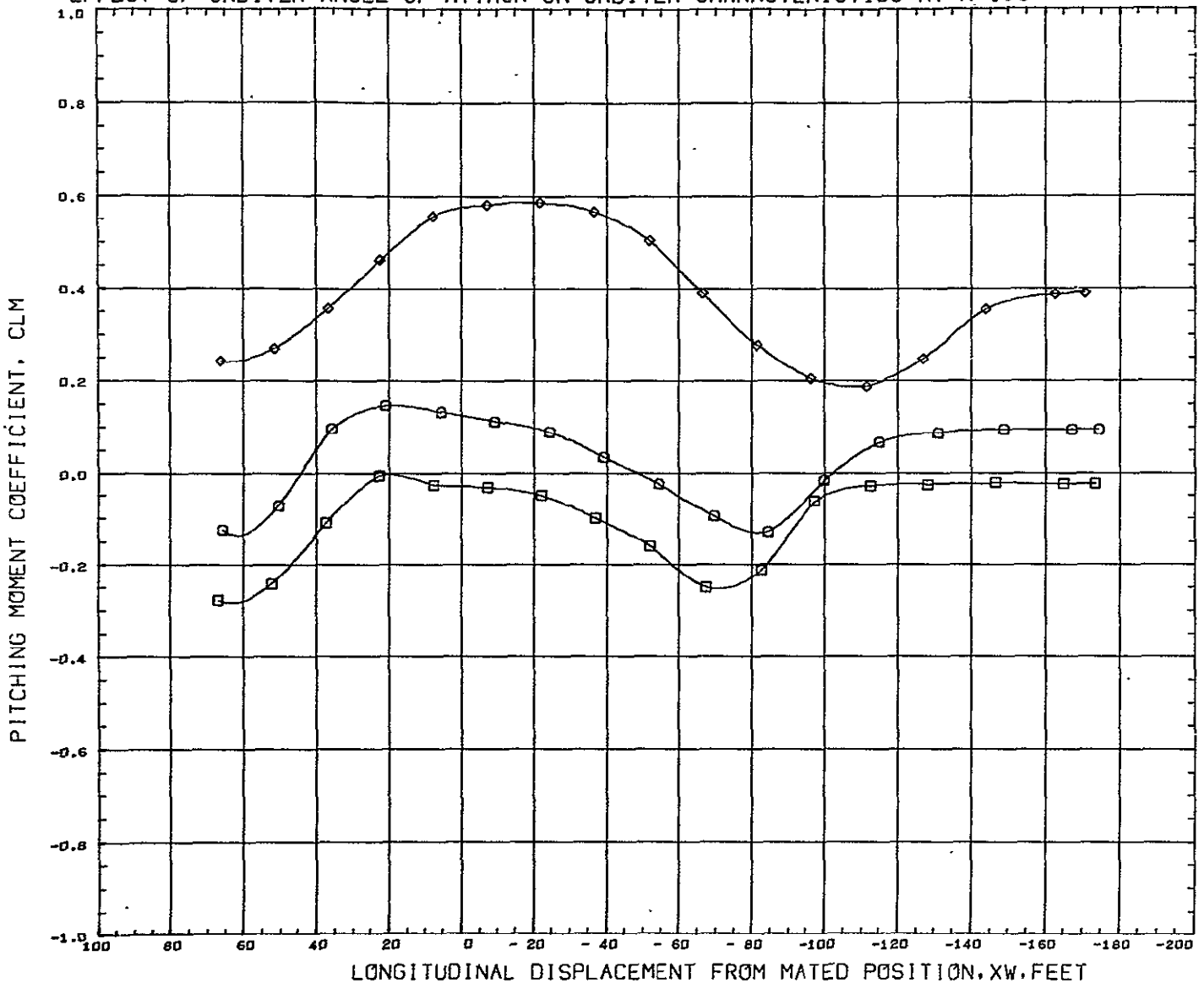


LONGITUDINAL DISPLACEMENT FROM MATED POSITION, XW, FEET

DATA SET SYMBOL	CONFIGURATION DESCRIPTION	PARAMETRIC VALUES	REFERENCE INFORMATION
(00A051.)	GDHST 304-0 130G (ALPHA= 0) + B9J (ALPHA=- 5)	ALPHA0 0.000 ALPHAB - 5.000	REFS 5.4400 SQ IN
(00A010)	GDHST 304-0 130G (ALPHA=+ 5) + B9J (ALPHA=- 5)	MACH 1.600 BETA 0.000	REFL 1.1302 IN
(00A013)	GDHST 304-0 130G (ALPHA=- 5) + B9J (ALPHA=- 5)	HORZTL 0.000	REFB 5.215C IN
			XMRP 4.5255 IN
			YMRF 0.0000 IN
			ZHRF 0.6510 IN
			SCALE 0.0035

GAP Z 54.380

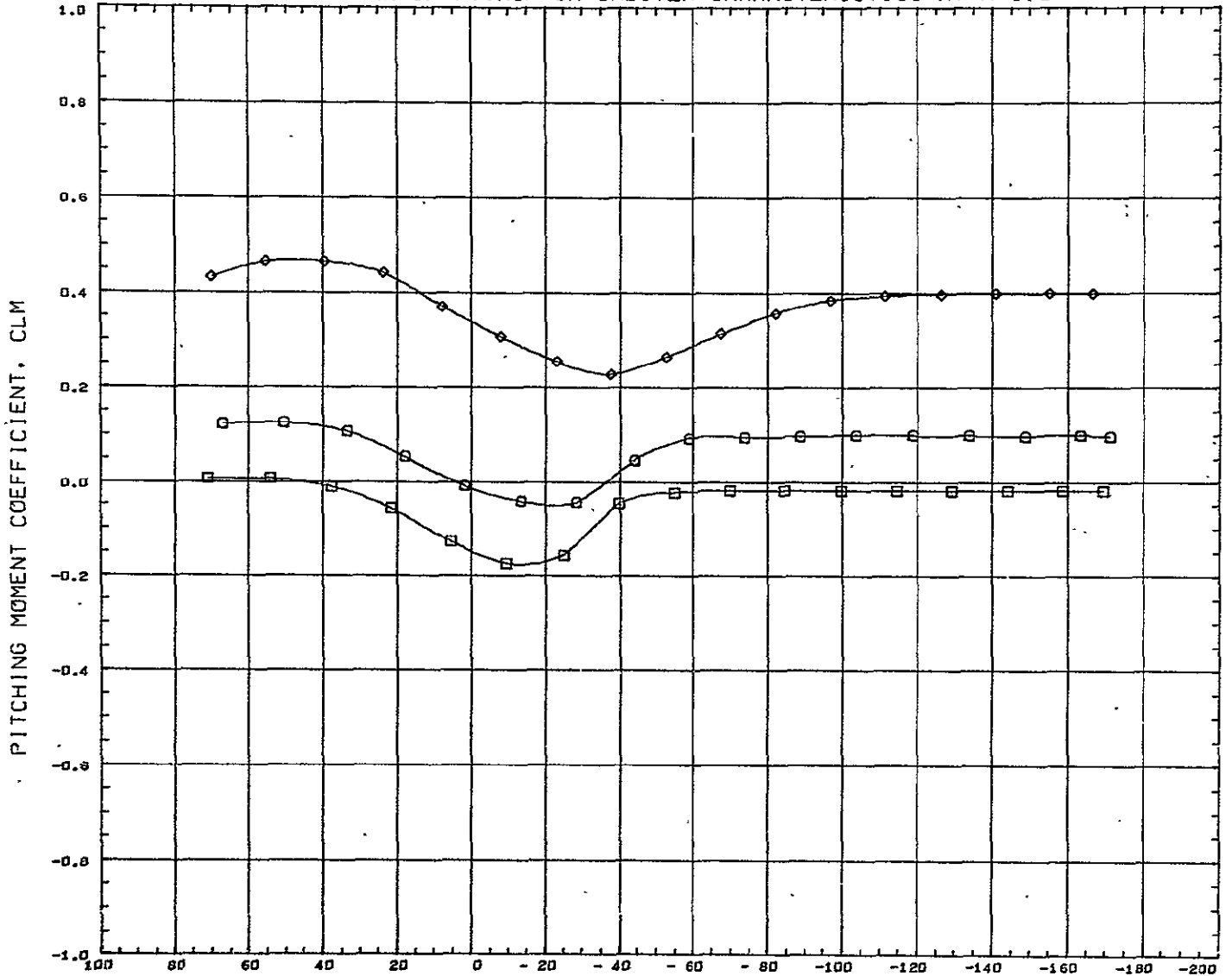
EFFECT OF ORBITER ANGLE OF ATTACK ON ORBITER CHARACTERISTICS AT M=1.6



DATA SET SYMBOL	CONFIGURATION DESCRIPTION	PARAMETRIC VALUES	REFERENCE INFORMATION
(00AD53)	GDHST 304-D 130G (ALPHA= 0) + B9J (ALPHA=-10)	ALPHA0 0.000 ALPHAB - 10.000	REFS 5.4400 SQ IN
(00AD12)	GDHST 304-D 130G (ALPHA=+ 5) + B9J (ALPHA=-10)	MACH 1.600 BETA 0.000	REFL 1.1302 IN
(00AD16)	GDHST 304-D 130G (ALPHA=-10) + B9J (ALPHA=-10)	HORZTL 0.000	REFB 5.2150 IN
			XMRP 4.5255 IN
			YMRP 0.0000 IN
			ZMRP 0.6510 IN
			SCALE 0.0035

GAF Z 4.380

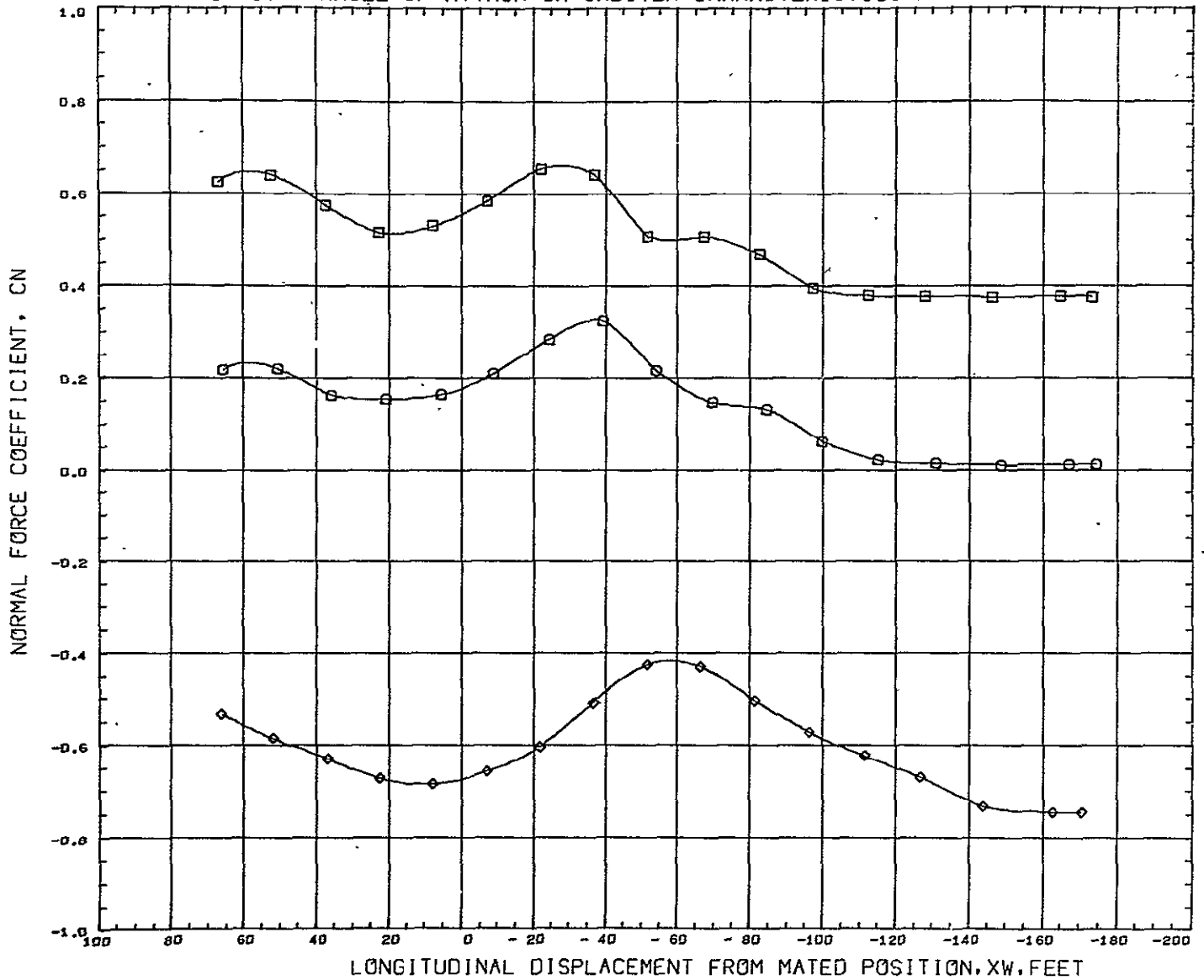
EFFECT OF ORBITER ANGLE OF ATTACK ON ORBITER CHARACTERISTICS AT M=1.6



LONGITUDINAL DISPLACEMENT FROM MATED POSITION, XW, FEET

DATA SET SYMBOL	CONFIGURATION DESCRIPTION	PARAMETRIC VALUES	REFERENCE INFORMATION
(004053)	GDHST 304-D 130G (ALPHA= 0) + B9J (ALPHA=-10)	ALPHA0 0.000 ALPHAB - 10.000	REFS 5.4400 SQ IN
(004012)	GDHST 304-D 130G (ALPHA=+ 5) + B9J (ALPHA=-10)	MACH 1.600 BETA 0.000	REFL 1.1302 IN
(004016)	GDHST 304-D 130G (ALPHA=-10) + B9J (ALPHA=-10)	HORZTL 0.000	REFB 5.2150 IN
			XMRP 4.5255 IN
			YMRP 0.0000 IN
			ZMRP 0.6510 IN
			SCALE 0.0035

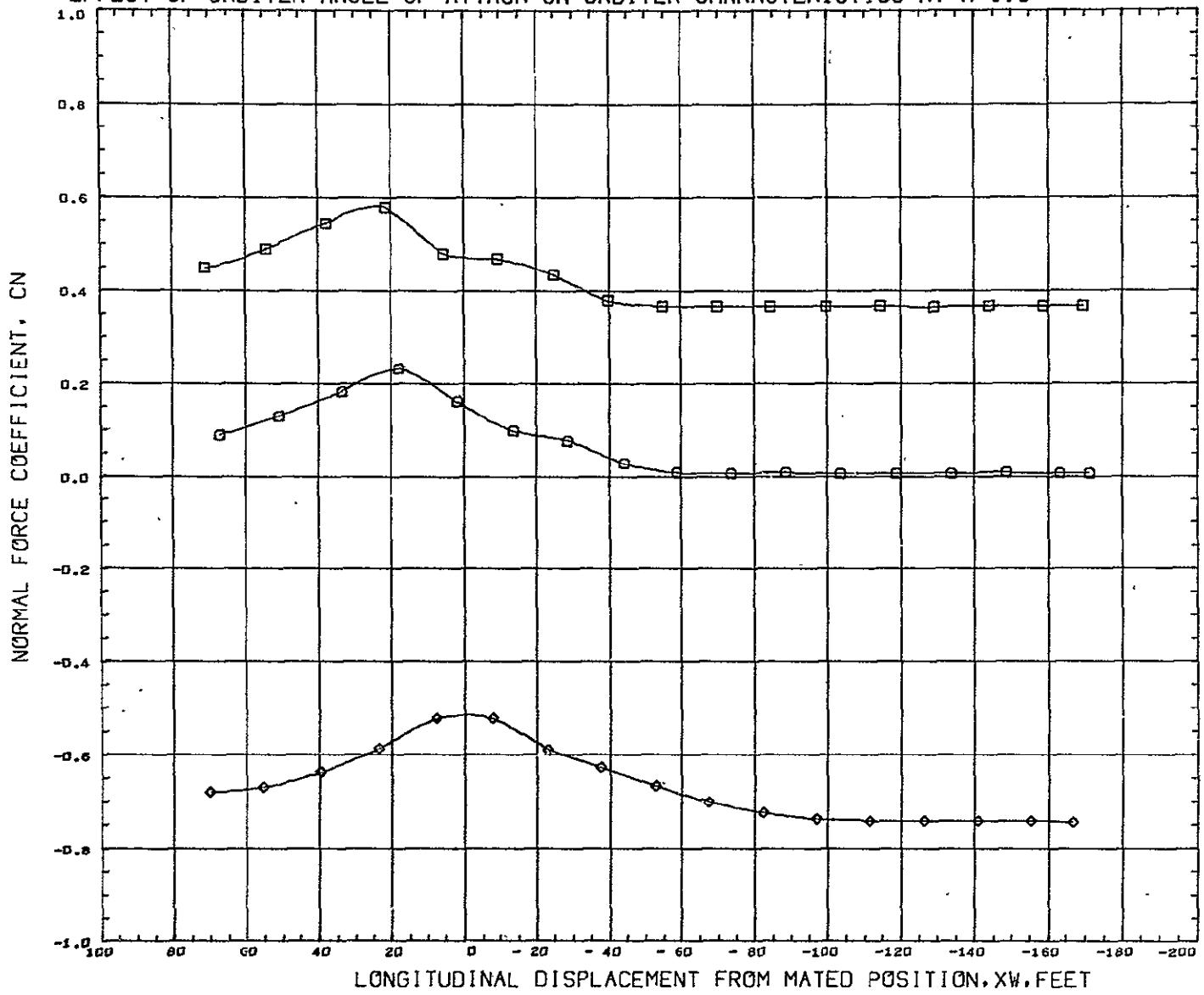
EFFECT OF ORBITER ANGLE OF ATTACK ON ORBITER CHARACTERISTICS AT M=1.6



DATA SET SYMBOL	CONFIGURATION DESCRIPTION	PARAMETRIC VALUES	REFERENCE INFORMATION
(004053)	GDHST 304-D 130G (ALPHA= 0) + B9J (ALPHA=-10)	ALPHA0 0.000 ALPHAB - 10.000	REFS 5.4400 SQ IN
(004012)	GDHST 304-D 130G (ALPHA=+ 5) + B9J (ALPHA=-10)	MACH 1.600 BETA 0.000	REFL 1.1302 IN
(004016)	GDHST 304-D 130G (ALPHA=-10) + B9J (ALPHA=-10)	HORZTL 0.000	REFB 5.2150 IN
			XMRP 4.5255 IN
			YHRP 0.0000 IN
			ZHRP 0.6510 IN
			SCALE 0.0035

GAF Z 4.380

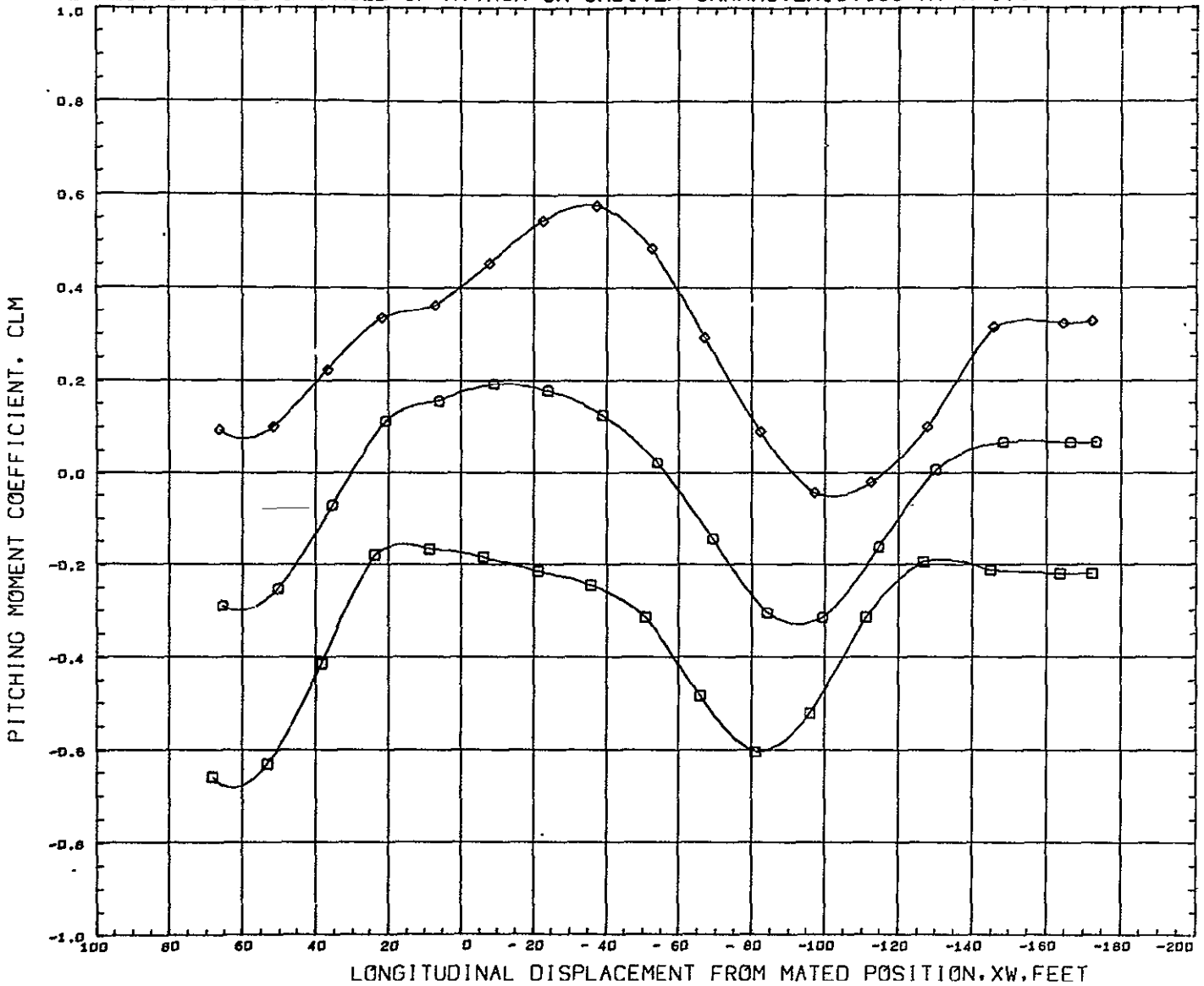
EFFECT OF ORBITER ANGLE OF ATTACK ON ORBITER CHARACTERISTICS AT M=1.6



DATA SET SYMBOL	CONFIGURATION DESCRIPTION	PARAMETRIC VALUES	REFERENCE INFORMATION
(00A953)	GDHST 304-D 130G (ALPHA= 0) + B9J (ALPHA=-10)	ALPHA0 0.000 ALPHAB -10.000	REFS 5.4400 SQ IN
(00A912)	GDHST 304-D 130G (ALPHA=+ 5) + B9J (ALPHA=-10)	MACH 1.600 BETA 0.000	REFL 1.1302 IN
(00A916)	GDHST 304-D 130G (ALPHA=-10) + B9J (ALPHA=-10)	HORZTL 0.000	REFB 5.2150 IN
			XNRP 4.5255 IN
			YNRP 0.0000 IN
			ZNRP 0.6510 IN
			SCALE 0.0035

GAP Z 54.380

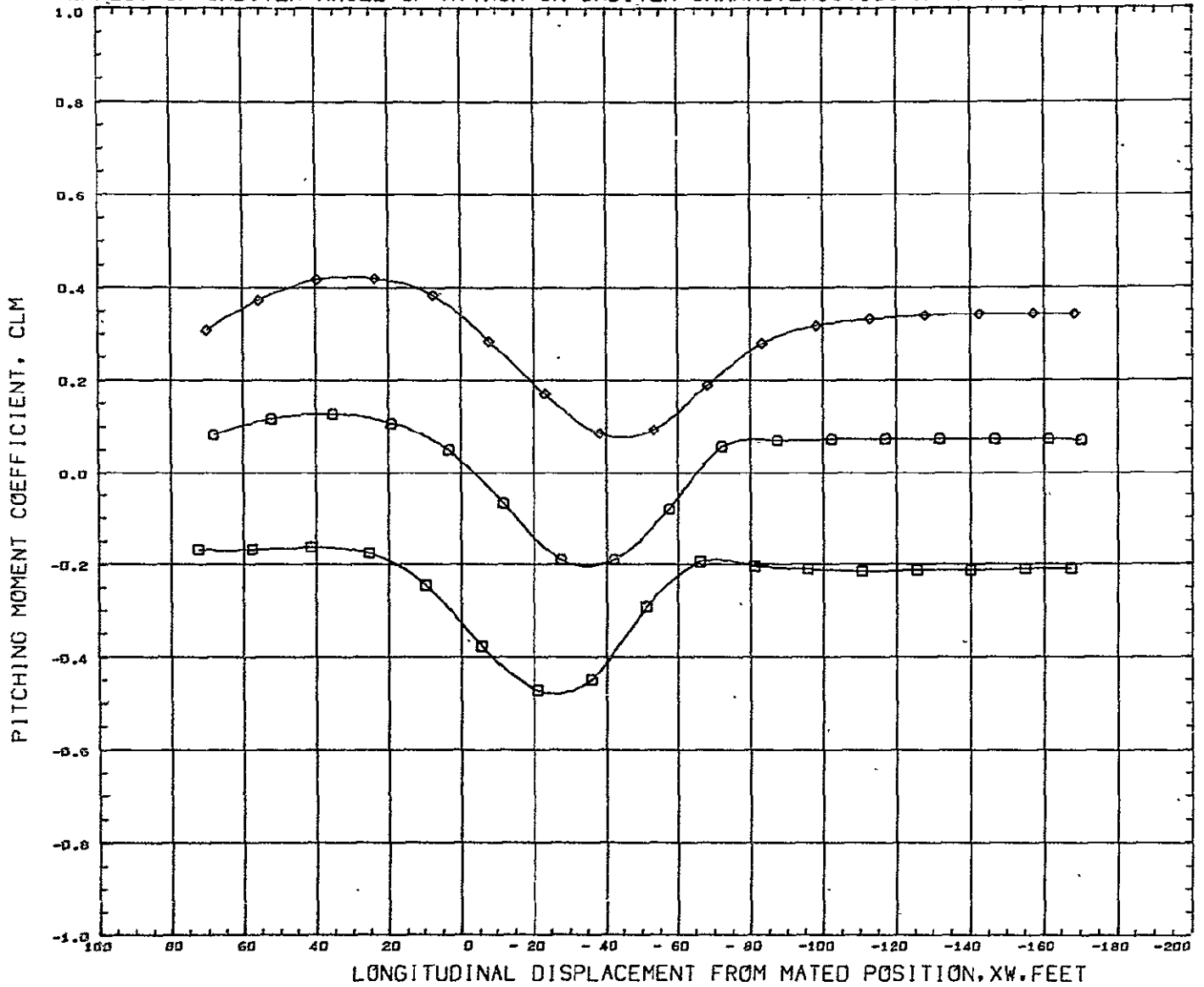
EFFECT OF ORBITER ANGLE OF ATTACK ON ORBITER CHARACTERISTICS AT M=1.6



DATA SET SYMBOL	CONFIGURATION DESCRIPTION	PARAMETRIC VALUES	REFERENCE INFORMATION
(00A032)	GDHST 304-D 134B (ALPHA= 0) + B9J (ALPHA=- 5)	ALPHA0 0.000 ALPHAS - 5.000	REFS 10.7320 SQ IN
(00A037)	GDHST 304-D 134B (ALPHA=+ 5) + B9J (ALPHA=- 5)	MACH 1.600 BETA 0.000	REFL 2.8742 IN
(00A039)	GDHST 304-D 134B (ALPHA=- 5) + B9J (ALPHA=- 5)	ELVATR 0.000 RUDDER 0.000	REFB 4.9798 IN
			XMRP 4.9788 IN
			YMRP 0.0000 IN
			ZMRP 0.4550 IN
			SCALE 0.0035

GAP Z 4.380

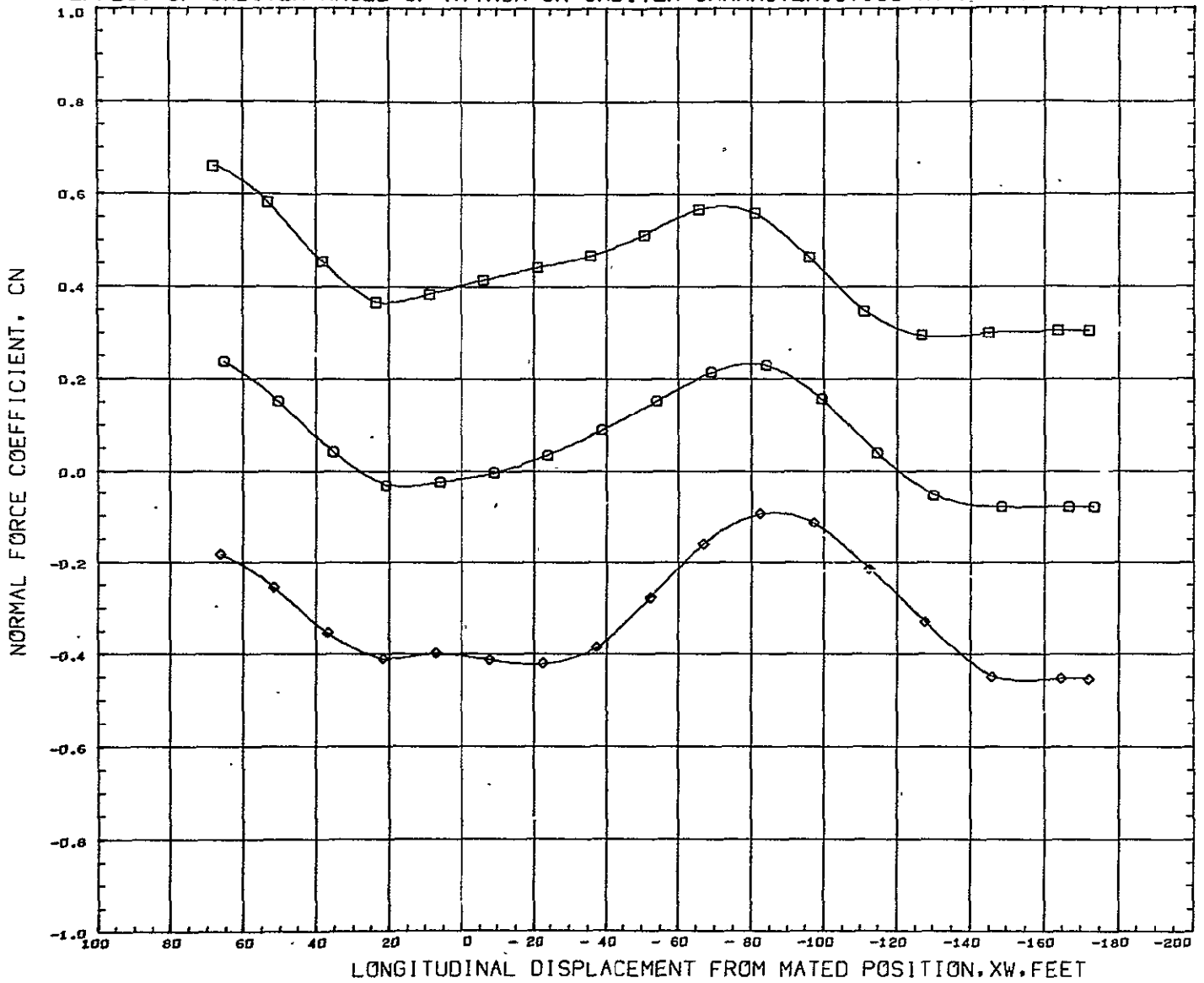
EFFECT OF ORBITER ANGLE OF ATTACK ON ORBITER CHARACTERISTICS AT M=1.6



DATA SET SYMBOL	CONFIGURATION DESCRIPTION	PARAMETRIC VALUES	REFERENCE INFORMATION
(00A032)	GDHST 304-D 134B (ALPHA= 0) + B9J (ALPHA=- 5)	ALPHA0 0.000 ALPHA8 - 5.000	REFS 10.7320 SQ IN
(00A037)	GDHST 304-D 134B (ALPHA=+ 5) + B9J (ALPHA=- 5)	MACH 1.600 BETA 0.000	REFL 2.8742 IN
(00A039)	GDHST 304-D 134B (ALPHA=- 5) + B9J (ALPHA=- 5)	ELVATR 0.000 RUDDER 0.000	REFB 4.9798 IN
			XNRF 4.9788 IN
			YMRF 0.0000 IN
			ZMRF 0.4550 IN
			SCALE 0.0035

GAP Z 54.380

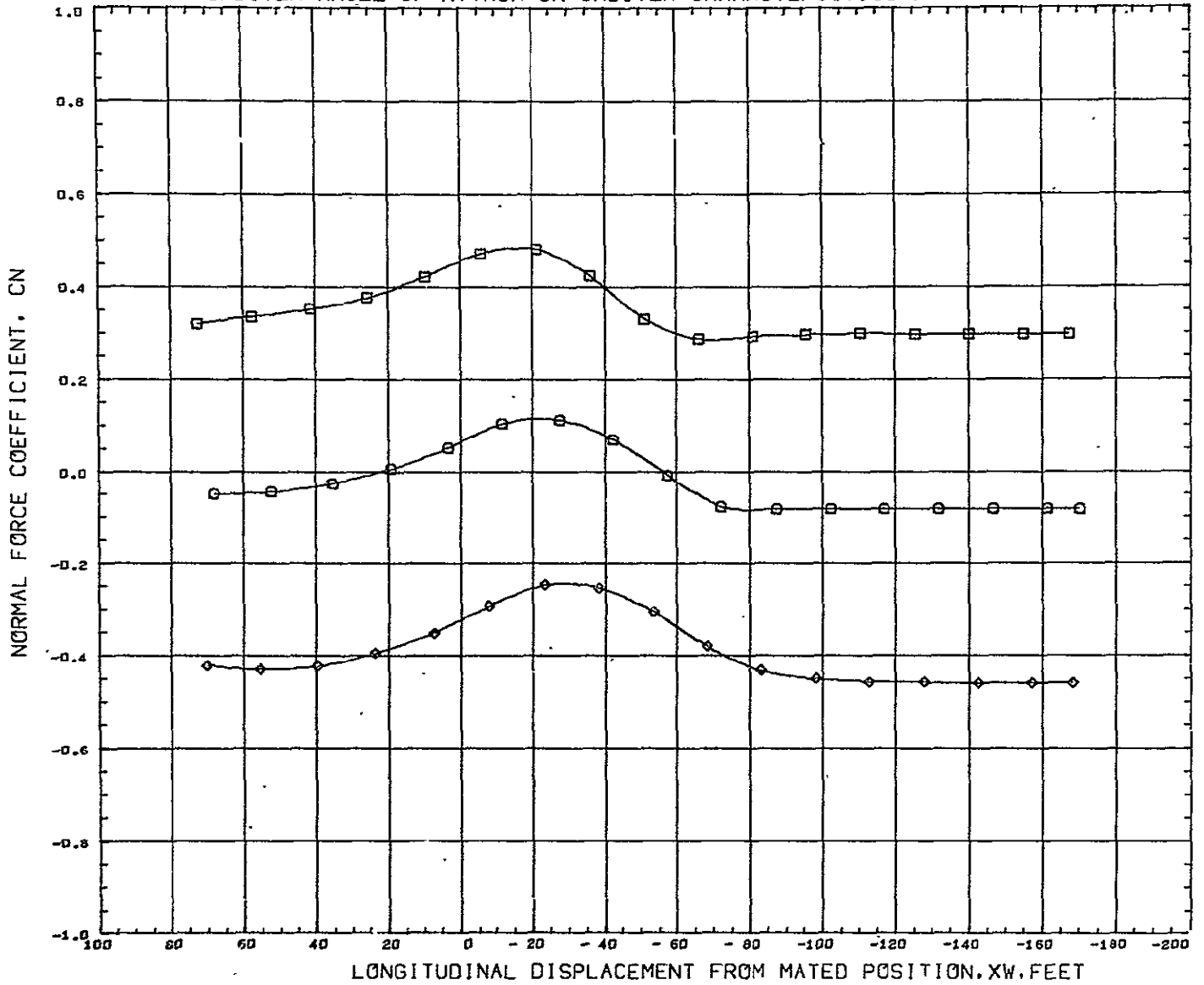
EFFECT OF ORBITER ANGLE OF ATTACK ON ORBITER CHARACTERISTICS AT M=1.6



DATA SET SYMBOL	CONFIGURATION DESCRIPTION	PARAMETRIC VALUES	REFERENCE INFORMATION
(00A032)	GDHST 304-D 134B (ALPHA= 0) + B9J (ALPHA=- 5)	ALPHA0 0.000 ALPHA - 5.000	REFS 10.7320 SQ IN
(00A037)	GDHST 304-D 134B (ALPHA=+ 5) + B9J (ALPHA=- 5)	MACH 1.600 BETA 0.000	REFL 2.8742 IN
(00A039)	GDHST 304-D 134B (ALPHA=- 5) + B9J (ALPHA=- 5)	ELVATR 0.000 RUDDER 0.900	REFB 4.9798 IN
			XMRP 4.9788 IN
			YMRP 0.0000 IN
			ZMRP 0.4550 IN
			SCALE 0.0035

GAF Z 4.388

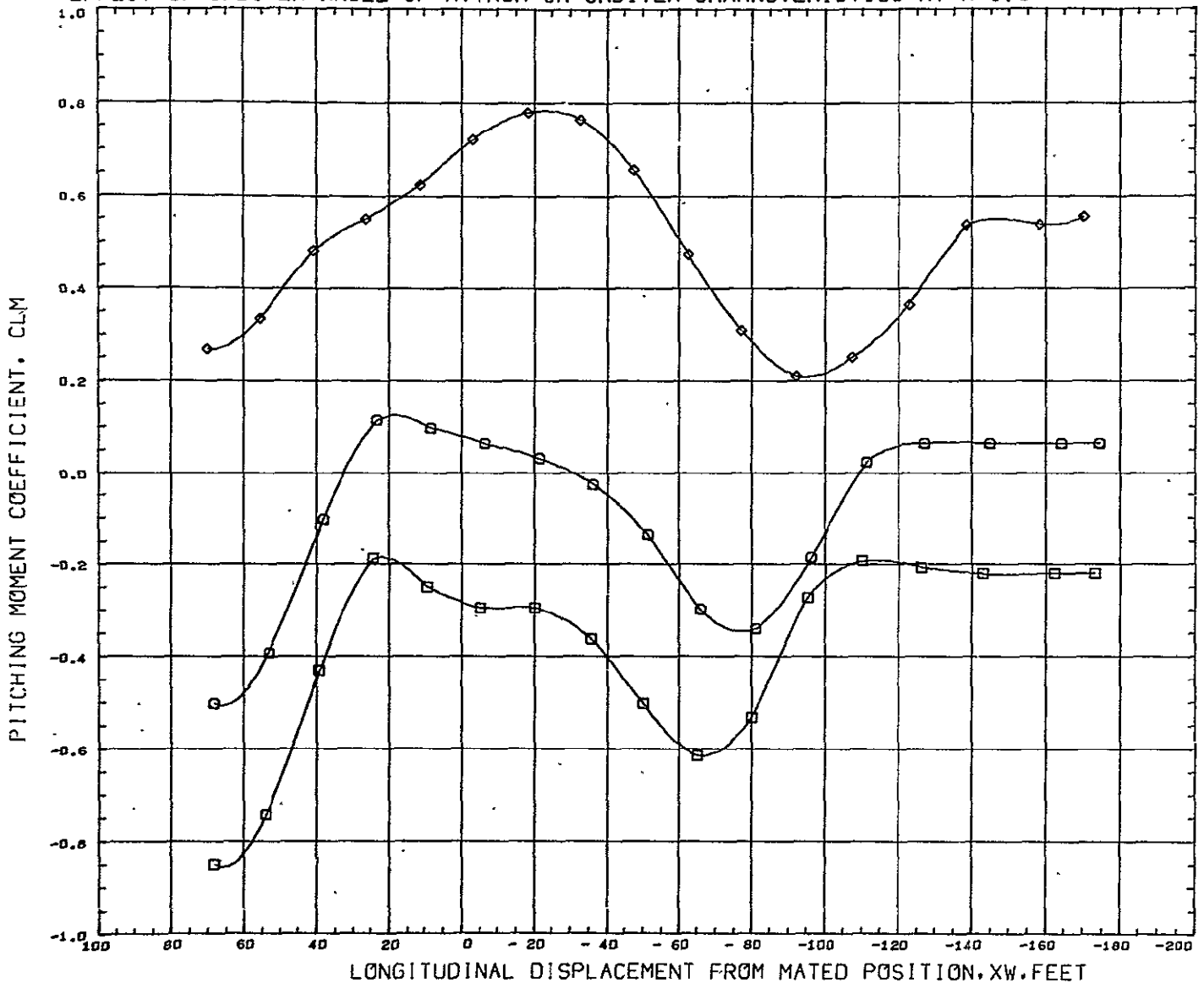
EFFECT OF ORBITER ANGLE OF ATTACK ON ORBITER CHARACTERISTICS AT M=1.6



DATA SET SYMBOL	CONFIGURATION DESCRIPTION	PARAMETRIC VALUES			REFERENCE INFORMATION			
(00A032)	GDHST 304-0 134B (ALPHA= 0) + B9J (ALPHA=- 5)	ALPHA0	0.000	ALPHA8	- 5.000	REFS	10.7320	SQ IN
(00A037)	GDHST 304-0 134B (ALPHA=+ 5) + B9J (ALPHA=- 5)	MACH	1.600	BETA	0.000	REFL	2.8742	IN
(00A039)	GDHST 304-0 134B (ALPHA=- 5) + B9J (ALPHA=- 5)	ELVATR	0.000	RUDDER	0.000	REFB	4.9798	IN
						XMRP	4.9788	IN
						YMRP	0.0000	IN
						ZMRP	0.4550	IN
						SCALE	0.0035	

GAP Z 54.300

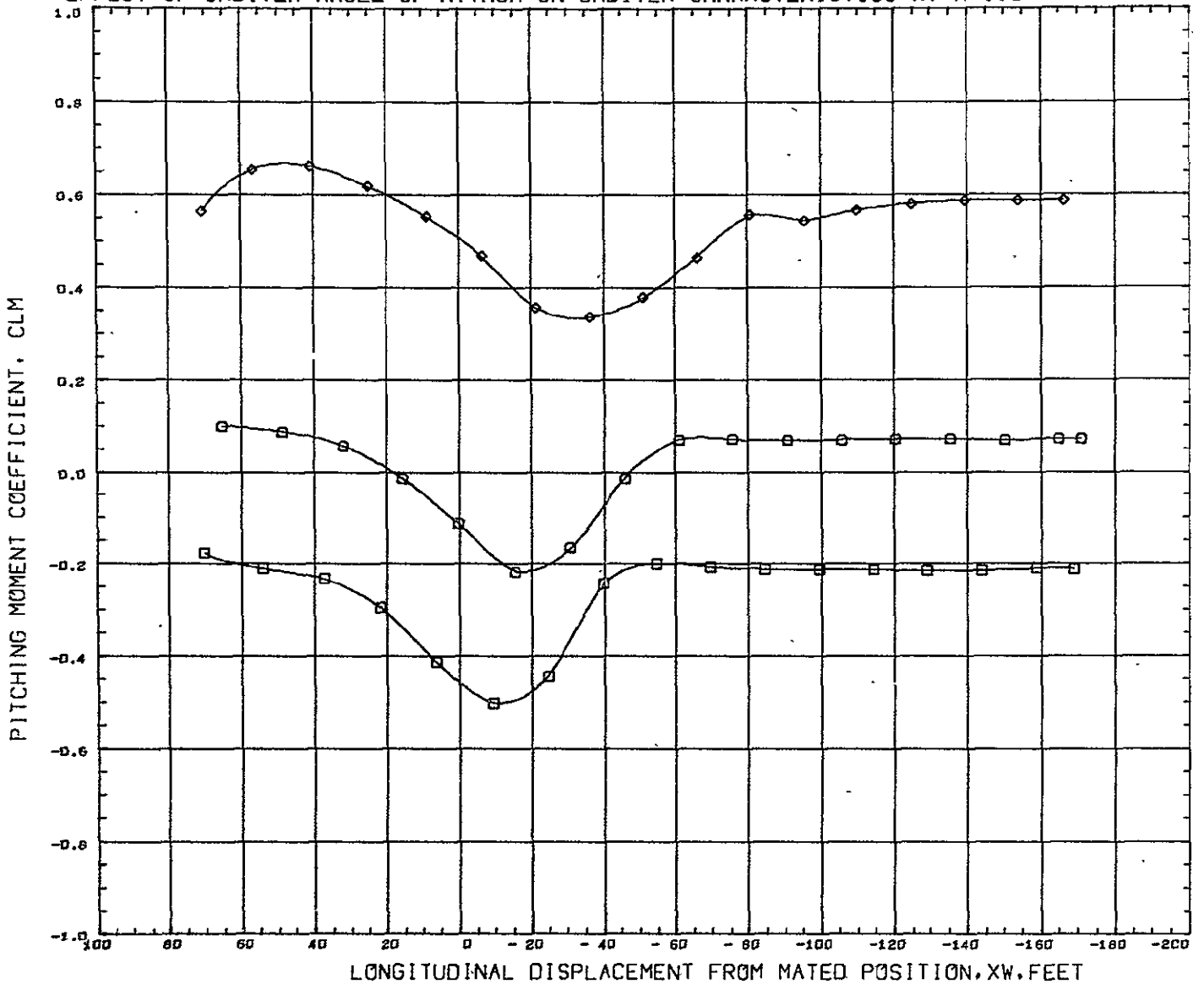
EFFECT OF ORBITER ANGLE OF ATTACK ON ORBITER CHARACTERISTICS AT M=1.6



DATA SET SYMBOL	CONFIGURATION DESCRIPTION	PARAMETRIC VALUES	REFERENCE INFORMATION
(00A033)	GDHST 304-D 134B (ALPHA= 0) + B9J (ALPHA=-10)	ALPHA0 0.000 ALPHAB - 10.000	REFS 10.7320 SQ IN
(00A038)	GDHST 304-D 134B (ALPHA=+ 5) + B9J (ALPHA=-10)	MACH 1.600 BET4 0.000	REFL 2.8742 IN
(00A042)	GDHST 304-D 134B (ALPHA=-10) + B9J (ALPHA=-10)	ELVATR 0.000 RUDDER 0.000	REFB 4.9798 IN
			XMRP 4.9788 IN
			YMRP 0.0000 IN
			ZMRP 0.4550 IN
			SCALE 0.0035

GAF Z 4.380

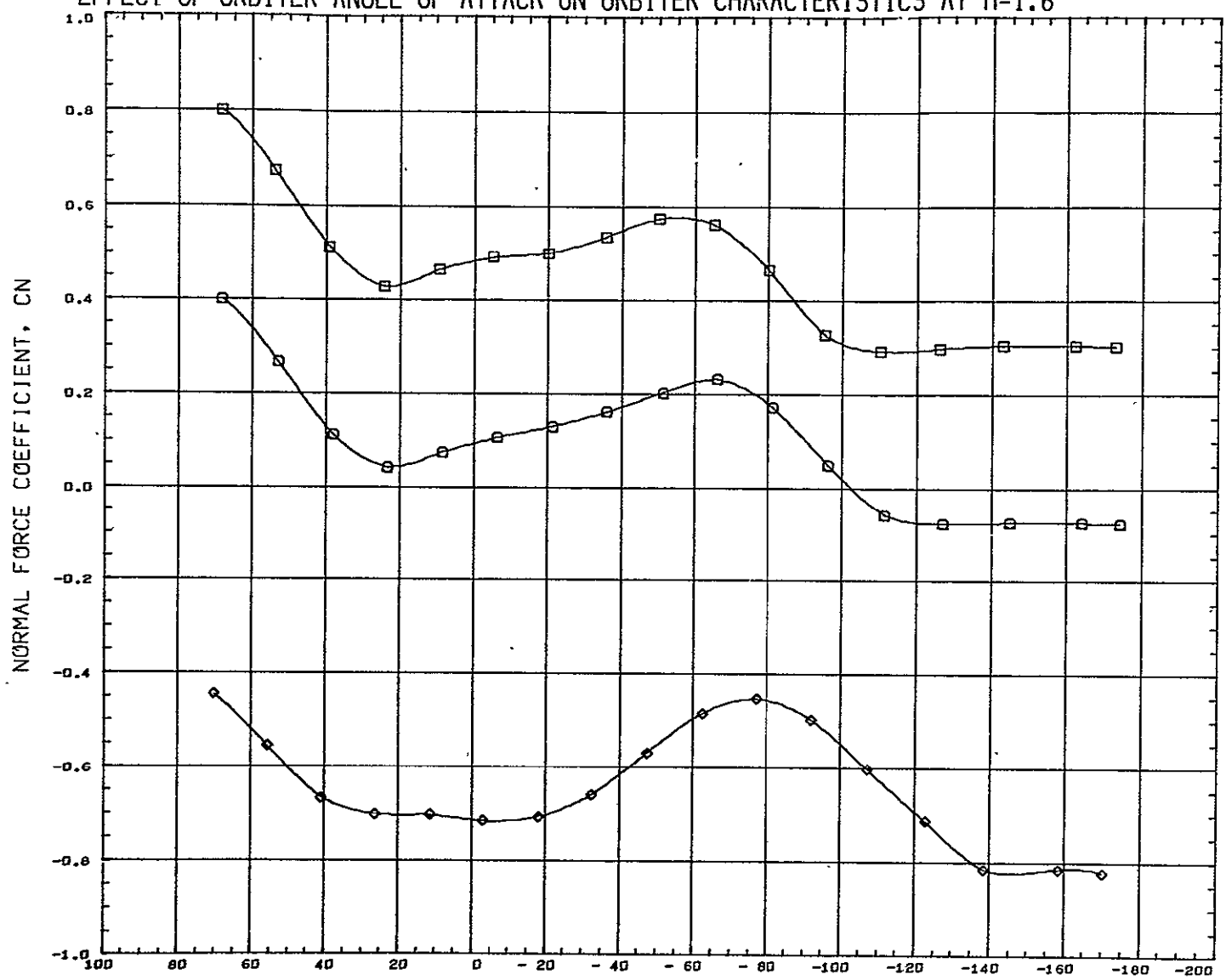
EFFECT OF ORBITER ANGLE OF ATTACK ON ORBITER CHARACTERISTICS AT M=1.6



DATA SET SYMBOL	CONFIGURATION DESCRIPTION	PARAMETRIC VALUES	REFERENCE INFORMATION
(00A033)	GDHST 304-D 134B (ALPHA= 0) + B9J (ALPHA=-10)	ALPHA0 0.000 ALPHA8 - 10.000	REFS 10.7320 Sq IN
(00A036)	GDHST 304-D 134B (ALPHA=+ 5) + B9J (ALPHA=-10)	MACH 1.600 BETA 0.000	REFL 2.8742 IN
(00A042)	GDHST 304-D 134B (ALPHA=-10) + B9J (ALPHA=-10)	ELVATR 0.000 RUDDER 0.000	REFB 4.9798 IN
			XMRP 4.9788 IN
			YMRP 0.0000 IN
			ZMRP 0.4550 IN
			SCALE 0.0035

GAF Z 54.380

EFFECT OF ORBITER ANGLE OF ATTACK ON ORBITER CHARACTERISTICS AT M=1.6

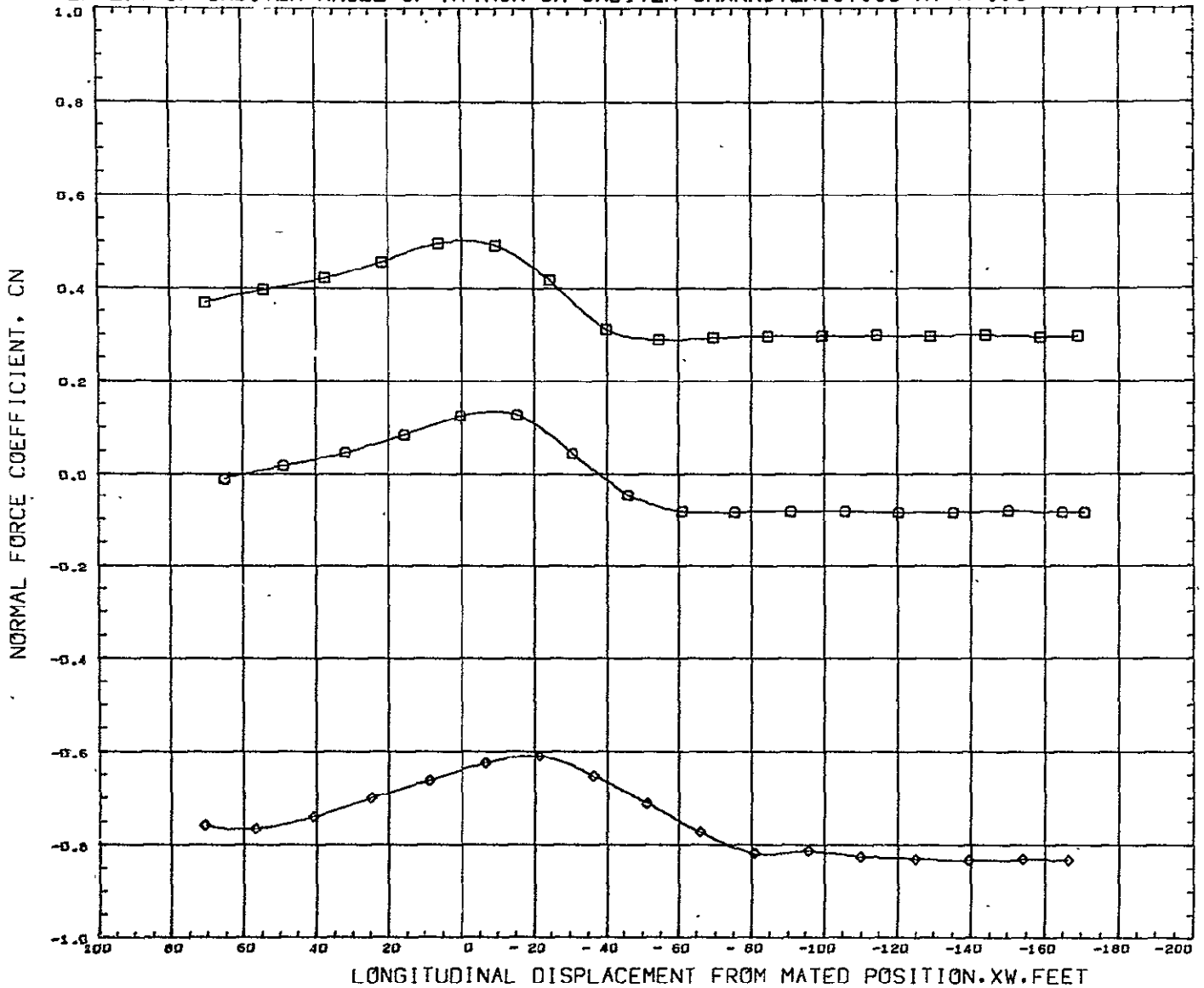


LONGITUDINAL DISPLACEMENT FROM MATED POSITION, XW, FEET

DATA SET SYMBOL	CONFIGURATION DESCRIPTION	PARAMETRIC VALUES	REFERENCE INFORMATION
(00A033)	GDHST 304-D 134B (ALPHA= 0) + B9J (ALPHA=-10)	ALPHA0 0.000 ALPHA8 - 10.000	REFS 10.7320 SQ IN
(00A038)	GDHST 304-D 134B (ALPHA=+ 5) + B9J (ALPHA=-10)	MACH 1.600 BETA 0.000	REFL 2.8742 IN
(00A042)	GDHST 304-D 134B (ALPHA=-10) + B9J (ALPHA=-10)	ELVATR 0.000 RUDDER 0.000	REFB 4.9798 IN
			XMRP 4.9788 IN
			YMRP 0.0000 IN
			ZMRP 0.4550 IN
			SCALE 0.0035

GAP Z 4.380

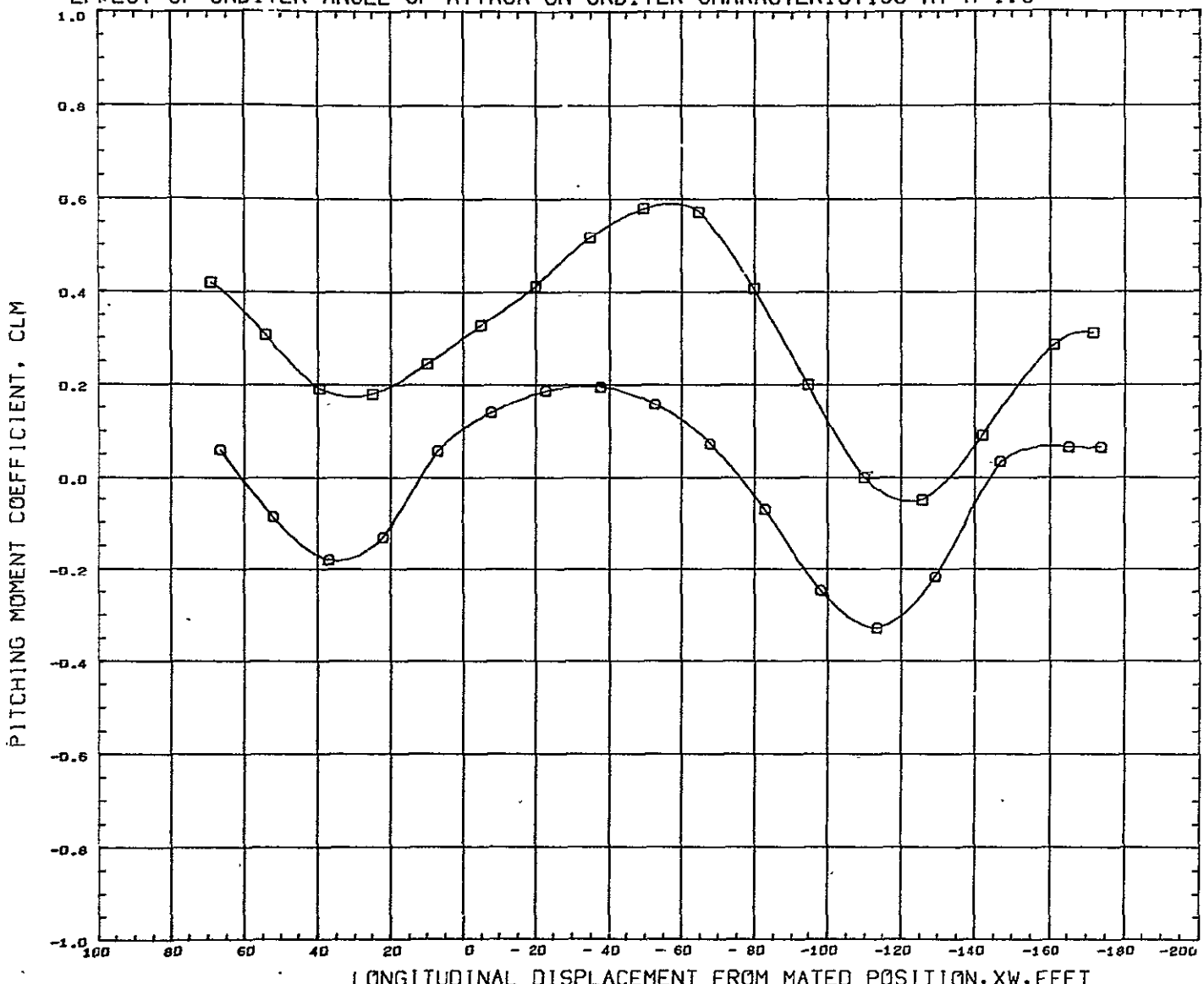
EFFECT OF ORBITER ANGLE OF ATTACK ON ORBITER CHARACTERISTICS AT M=1.6



DATA SET SYMBOL	CONFIGURATION DESCRIPTION	PARAMETRIC VALUES	REFERENCE INFORMATION
(00AD33)	GDHST 304-D 1348 (ALPHA= 0) + 89J (ALPHA=-10)	ALPHA0 0.000 ALPHAB - 10.000	REFS 10.7320 SQ IN
(00AD38)	GDHST 304-D 1348 (ALPHA=+ 5) + 89J (ALPHA=-10)	MACH 1.600 BETA 0.000	REFL 2.8742 IN
(00AD42)	GDHST 304-D 1348 (ALPHA=-10) + 89J (ALPHA=-10)	ELVATR 0.000 RUDDER 0.000	REFB 4.9798 IN
			XHRF 4.9788 IN
			YHRF 0.0000 IN
			ZHRF 0.4550 IN
			SCALE 0.0035

GAP 2 54.380

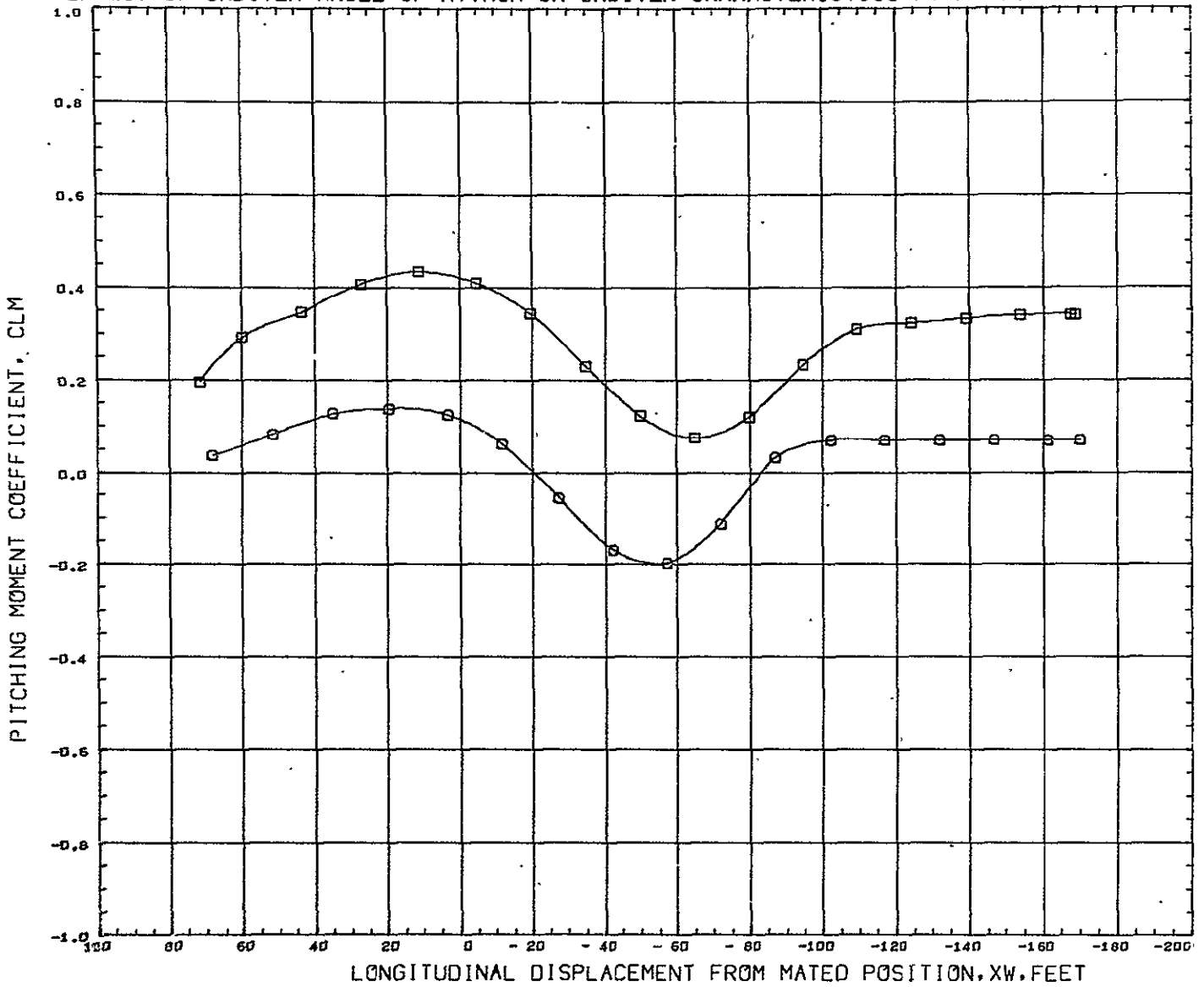
EFFECT OF ORBITER ANGLE OF ATTACK ON ORBITER CHARACTERISTICS AT M=1.6



DATA SET SYMBOL	CONFIGURATION DESCRIPTION	PARAMETRIC VALUES				REFERENCE INFORMATION			
(00AD45)	□ GDHST 304-0 134B (ALPHA= 0) + B8X (ALPHA=- 5)	ALPHA0	0.000	ALPHAB -	5.000	REFS	10.7320	SQ	IN
(00AD47)	□ GDHST 304-0 134B (ALPHA=- 5) + B8X (ALPHA=- 5)	MACH	1.600	BETA	0.000	REFL	2.8742	IN	
		ELVATR	0.000	RUDDER	0.000	REFB	4.9798	IN	
						XHRF	4.9788	IN	
						YHRF	0.0000	IN	
						ZHRF	0.4550	IN	
						SCALE	0.0035		

GAF 2 4.380

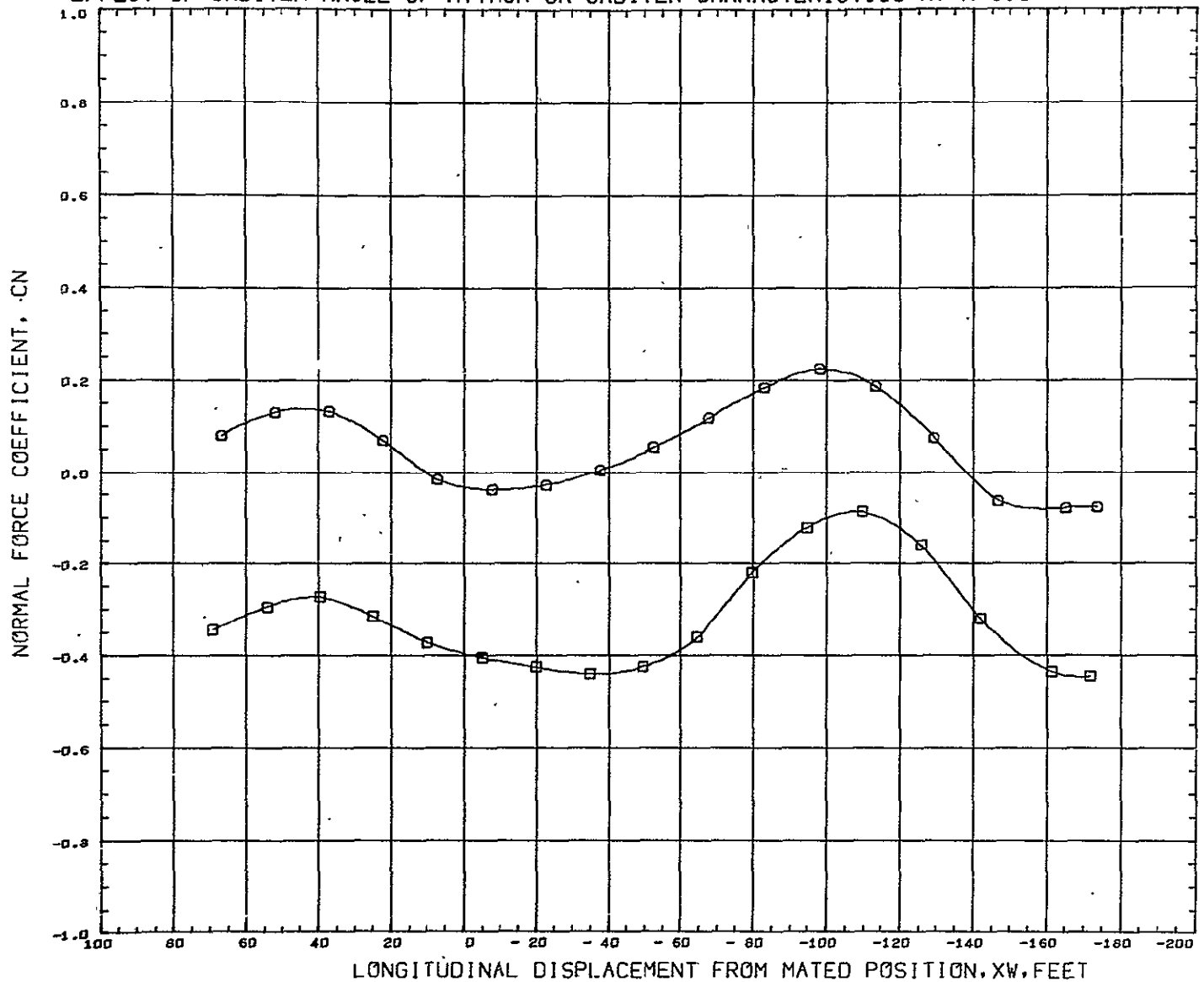
EFFECT OF ORBITER ANGLE OF ATTACK ON ORBITER CHARACTERISTICS AT M=1.6



DATA SET SYMBOL	CONFIGURATION DESCRIPTION	PARAMETRIC VALUES				REFERENCE INFORMATION	
(00AD45)	GDHST 304-D 134B (ALPHA= 0) + B8X (ALPHA=- 5)	ALPHA0	0.000	ALPHA0 -	5.000	REFS	10.7320 SQ IN
(00AG47)	GDHST 304-D 134B (ALPHA=- 5) + B8X (ALPHA=- 5)	MACH	1.600	BETA	0.000	REFL	2.8742 IN
		ELVATR	0.000	RUDDER	0.000	REFB	4.9798 IN
						YMRP	4.9788 IN
						ZMRP	0.0000 IN
						ZMRP	0.4550 IN
						SCALE	0.0035

GAP Z 54.380

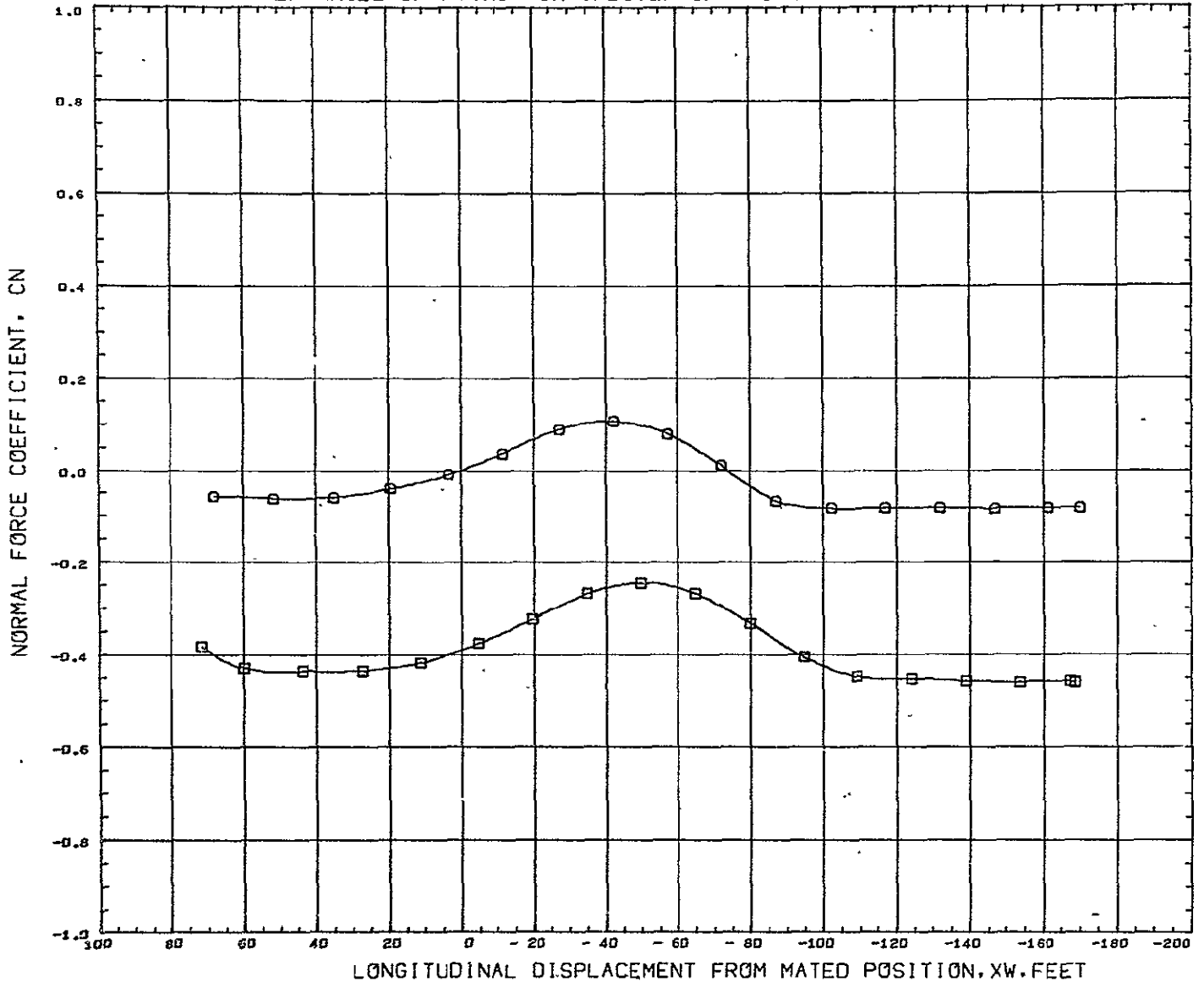
EFFECT OF ORBITER ANGLE OF ATTACK ON ORBITER CHARACTERISTICS AT M=1.6



DATA SET SYMBOL	CONFIGURATION DESCRIPTION	PARAMETRIC VALUES				REFERENCE INFORMATION		
(00045)	GDHST 304-D 134B (ALPHA= 0) + B8X (ALPHA=- 5)	ALPHA0	0.000	ALPHAB	- 5.000	REFS	10.7320	SG IN
(00047)	GDHST 304-D 134B (ALPHA=- 5) + B8X (ALPHA=- 5)	MACH	1.600	BETA	0.000	REFL	2.8742	IN
		ELVATR	0.000	RUDDER	0.000	REFB	4.9798	IN
						XMRP	4.9788	IN
						YMRP	0.0000	IN
						ZMRP	0.4550	IN
						SCALE	0.0035	

GAP Z 4.380

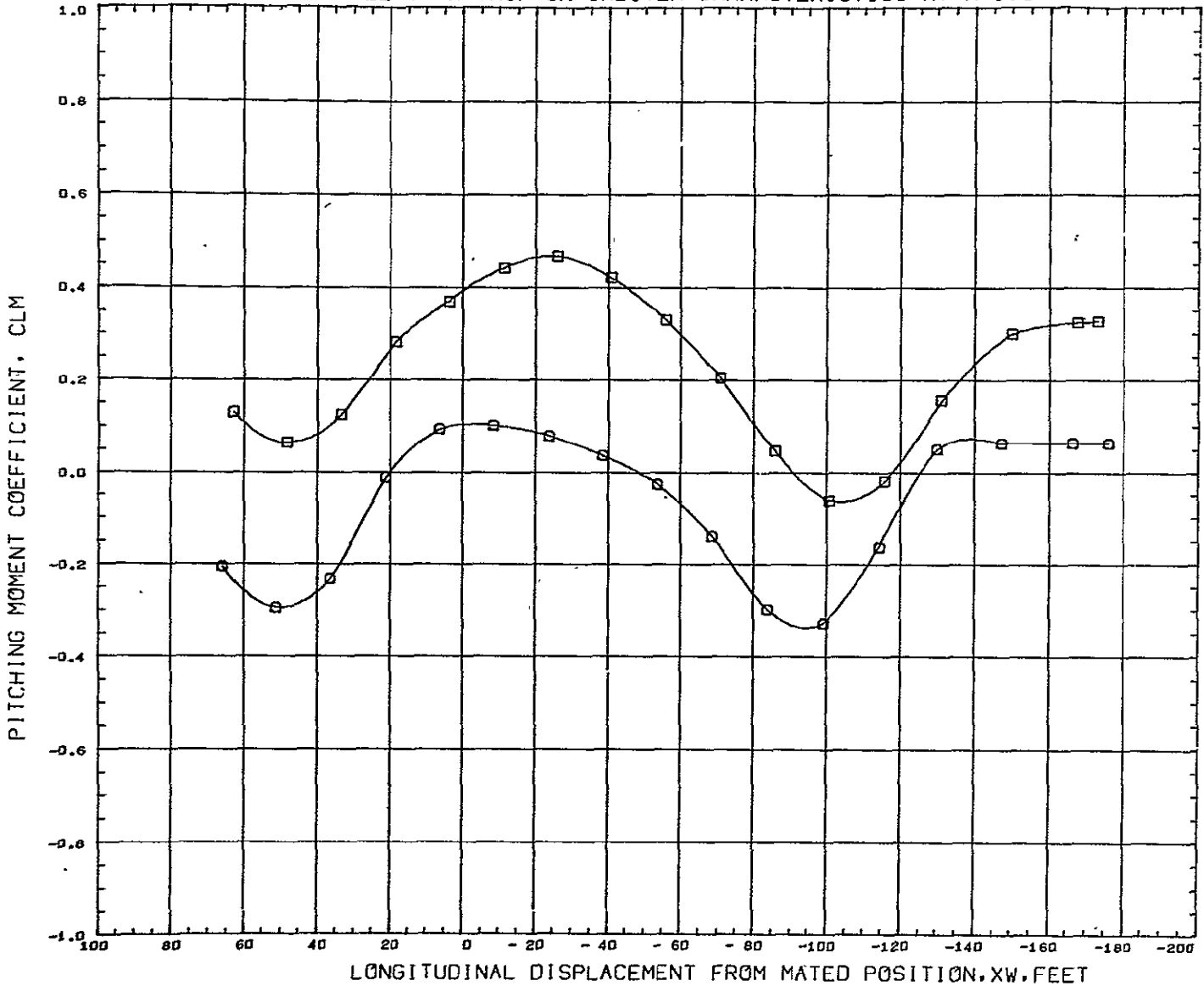
EFFECT OF ORBITER ANGLE OF ATTACK ON ORBITER CHARACTERISTICS AT M=1.6



DATA SET SYMBOL	CONFIGURATION DESCRIPTION	PARAMETRIC VALUES		REFERENCE INFORMATION				
(000045)	GDHST 304-D 134B (ALPHA= 0) + B8X (ALPHA=- 5)	ALPHA0	0.000	ALPHA8	- 5.000	REFS	10,7320	SQ IN
(000047)	GDHST 304-D 134B (ALPHA=- 5) + B8X (ALPHA=- 5)	MACH	1.600	BETA	0.000	REFL	2,8742	IN
		ELVATR	0.000	RUDDER	0.000	REFB	4,9798	IN
						XMRF	4,9788	IN
						YMRF	0,0000	IN
						ZMRF	0,4550	IN
						SCALE	0,0035	

GAP Z 54,380

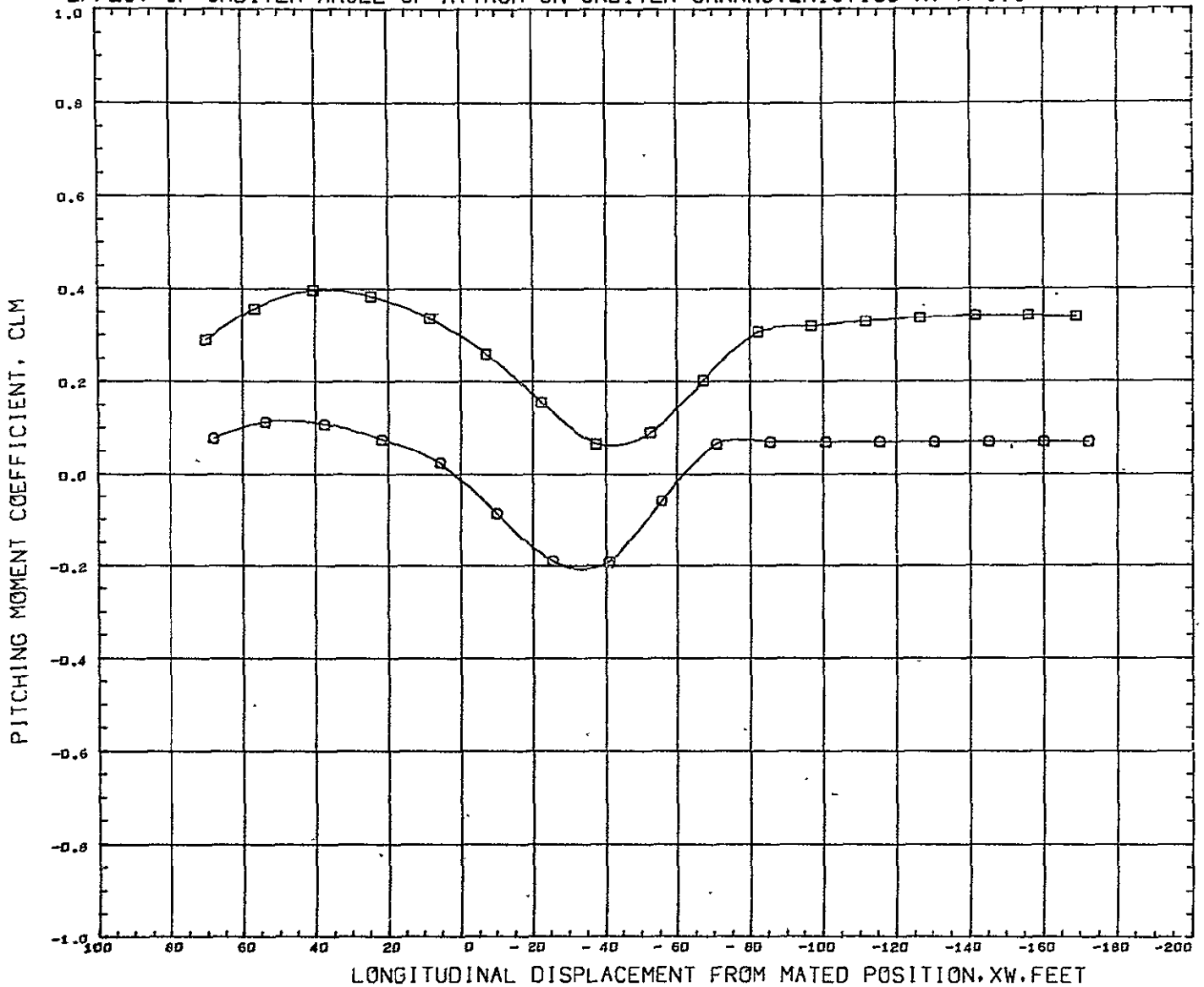
EFFECT OF ORBITER ANGLE OF ATTACK ON ORBITER CHARACTERISTICS AT M=1.6



DATA SET SYMBOL	CONFIGURATION DESCRIPTION	PARAMETRIC VALUES	REFERENCE INFORMATION
(00A046)	GDHST 304-D 134B (ALPHA= 0) + B8X (ALPHA=-10)	ALPHA0 0.000 ALPHA8 - 10.000	REFS 10.7320 SQ IN
(00A048)	GDHST 304-D 134B (ALPHA=- 5) + B8X (ALPHA=-10)	MACH 1.600 BETA 0.000	REFL 2.8742 IN
		ELVATR 0.000 RUDDER 0.000	REFB 4.9798 IN
			XNRP 4.9788 IN
			YNRP 0.0000 IN
			ZNRP 0.4550 IN
			SCALE 0.0035

GAP Z 4.380

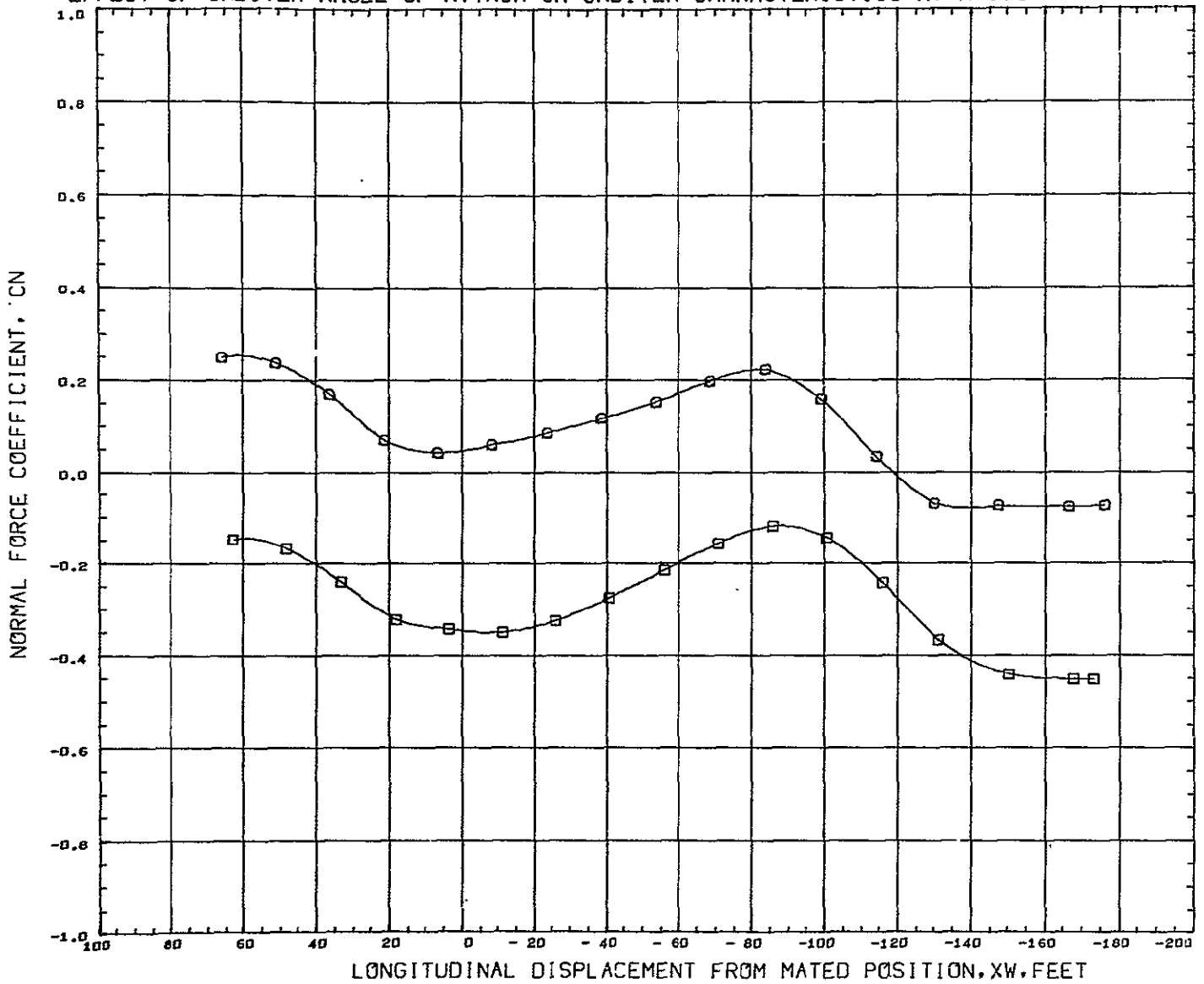
EFFECT OF ORBITER ANGLE OF ATTACK ON ORBITER CHARACTERISTICS AT M=1.6



DATA SET SYMBOL	CONFIGURATION DESCRIPTION	PARAMETRIC VALUES	REFERENCE INFORMATION
(00A046)	GDHST 304-0 134B (ALPHA= 0) + B6X (ALPHA=-10)	ALPHA0 0.000 ALPHA8 - 10.000	REFS 10.7320 SQ IN
(00A046)	GDHST 304-0 134B (ALPHA=- 5) + B6X (ALPHA=-10)	MACH 1.600 BETA 0.000	REFL 2.8742 IN
		ELVATR 0.000 RUDDER 0.000	REFB 4.9798 IN
			XMRP 4.9788 IN
			YMRP 0.0000 IN
			ZMRP 0.4550 IN
			SCALE 0.0035

CAF Z 54.380

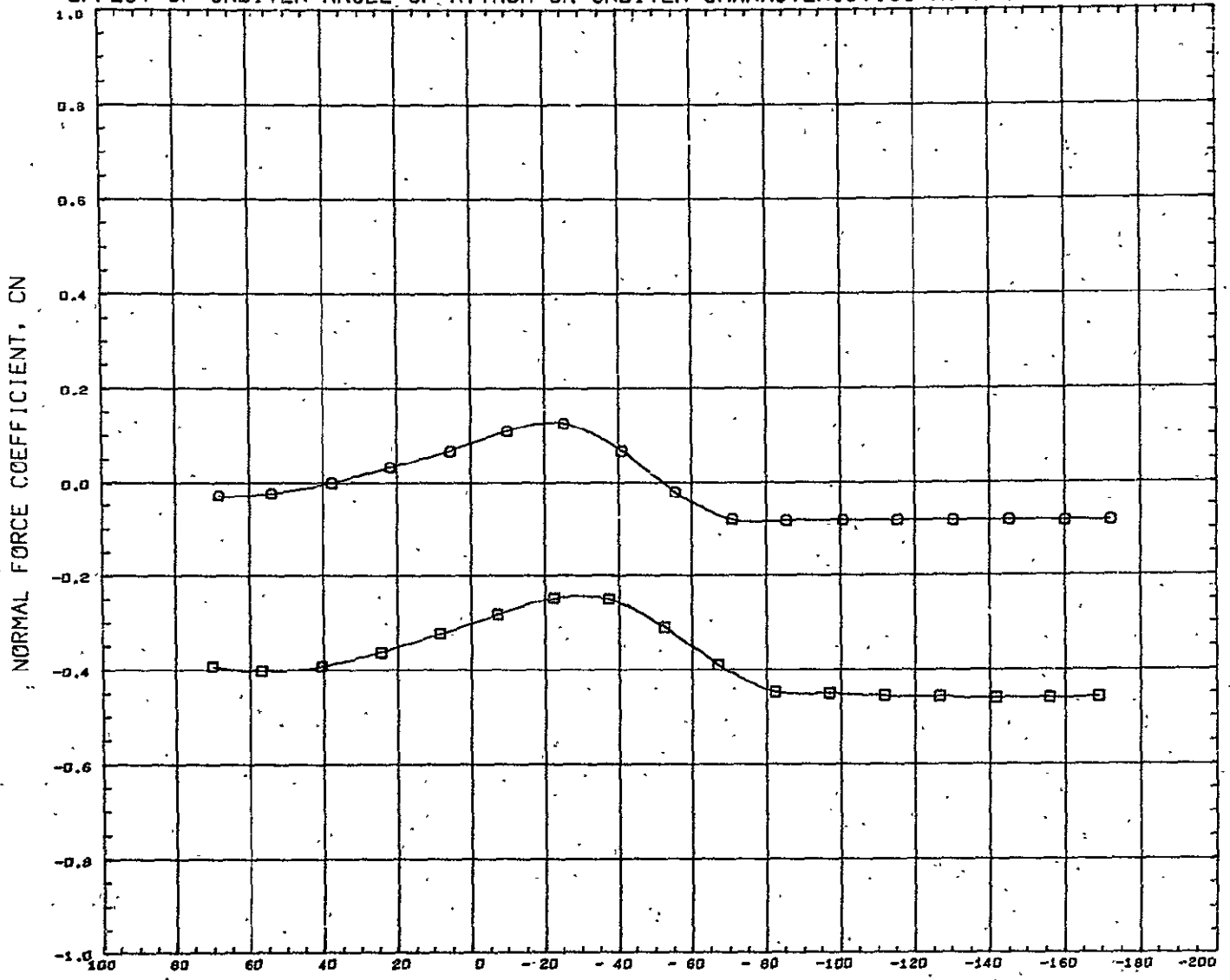
EFFECT OF ORBITER ANGLE OF ATTACK ON ORBITER CHARACTERISTICS AT M=1.6



DATA SET SYMBOL		CONFIGURATION DESCRIPTION	PARAMETRIC VALUES				REFERENCE INFORMATION	
{00AD46}	○	GDHST 304-D 134B(ALPHA= 0) + B8X(ALPHA=-10)	ALPHA0	0.000	ALPHAS	- 10.000	REFS	10.7320 SQ IN
{00AD48}	□	GDHST 304-D 134B(ALPHA=- 5) + B8X(ALPHA=-10)	MACH	1.600	BETA	0.000	REFL	2.8742 IN
			ELVATR	0.000	RUDDER	0.000	REFB	4.9798 IN
							XMRP	4.9788 IN
							YMRP	0.0000 IN
							ZMRP	0.4550 IN
							SCALE	0.0035

GAF Z 4.380

EFFECT OF ORBITER ANGLE OF ATTACK ON ORBITER CHARACTERISTICS AT M=1.6

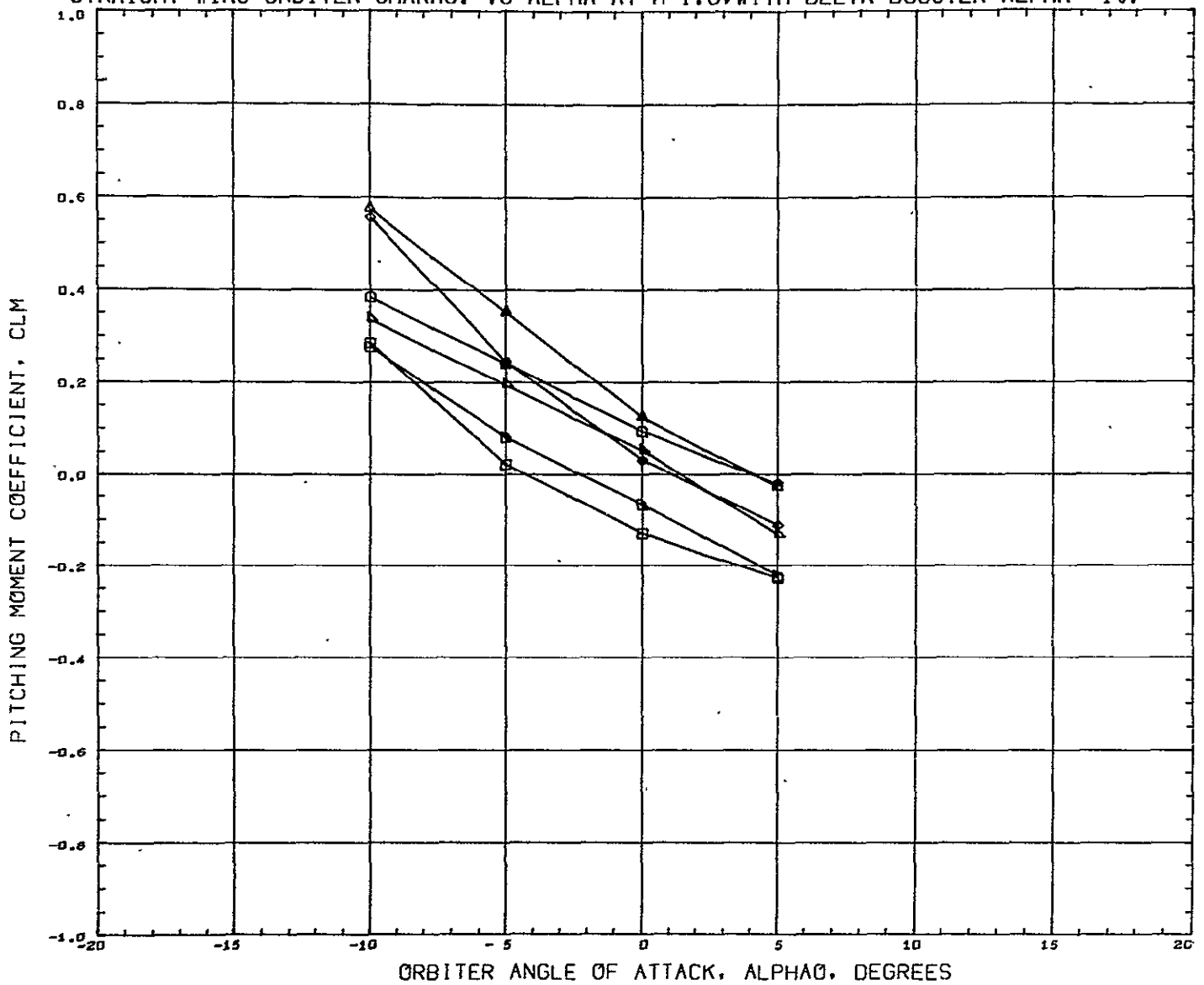


LONGITUDINAL DISPLACEMENT FROM MATED POSITION, XW, FEET

DATA SET SYMBOL	CONFIGURATION DESCRIPTION	PARAMETRIC VALUES	REFERENCE INFORMATION
(00A046)	GDHST 304-D 134B (ALPHA= 0) + B8X (ALPHA=-10)	ALPHA0 0.000 ALPHA8 - 10.000	REFS. 10.7320 SQ IN
(00A048)	GDHST 304-D 134B (ALPHA=- 5) + B8X (ALPHA=-10)	MACH 1.600 BETA 0.000	REFL 2.8742 IN
		ELVATR 0.000 RUDDER 0.000	REFB 4.9798 IN
			XMRP 4.9788 IN
			YMRP 0.0000 IN
			ZMRP 0.4550 IN
			SCALE 0.0035

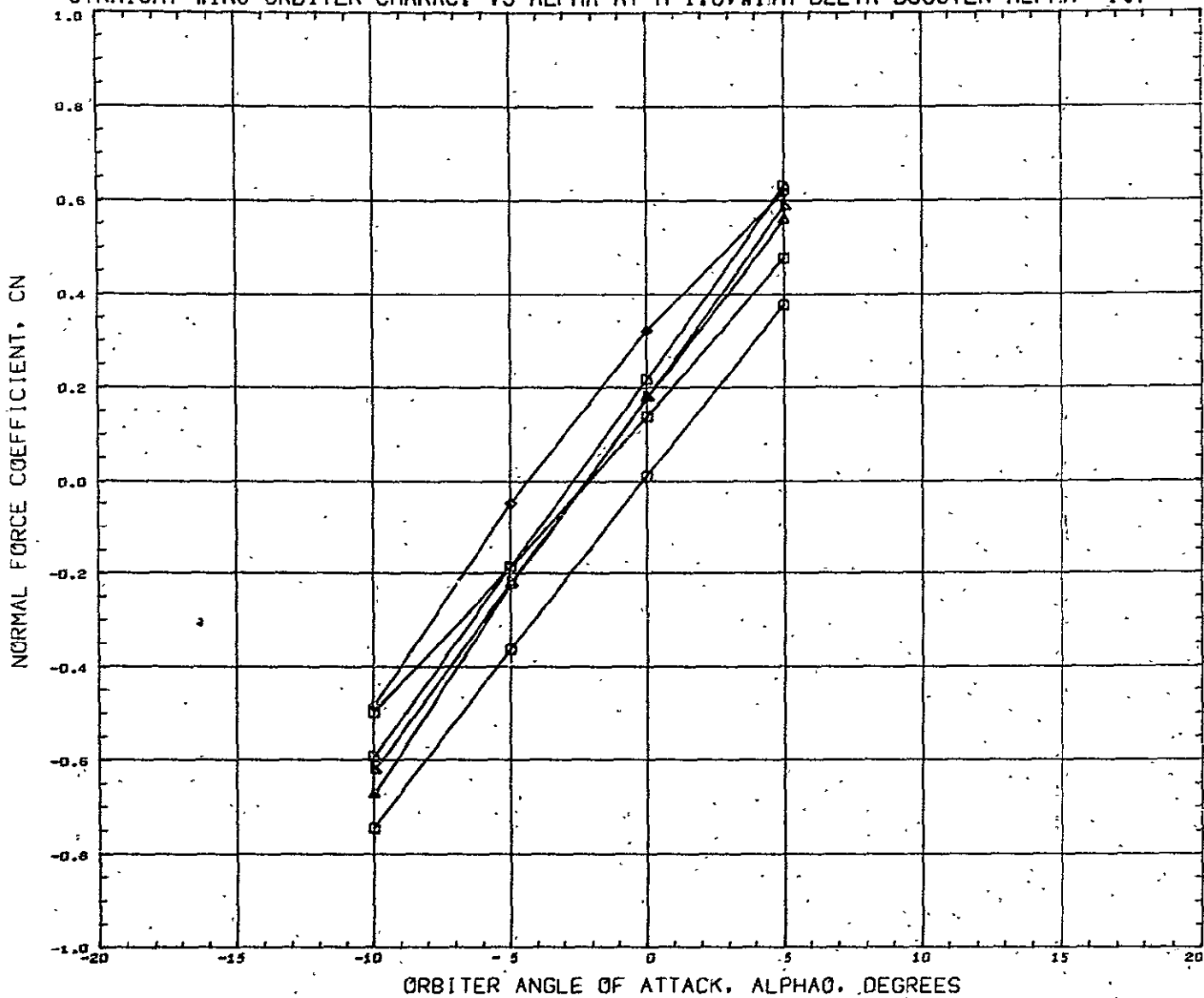
GAR 2 54.380

STRAIGHT-WING ORBITER CHARAC. VS ALPHA AT M=1.6, WITH DELTA BOOSTER ALPHA=-10.



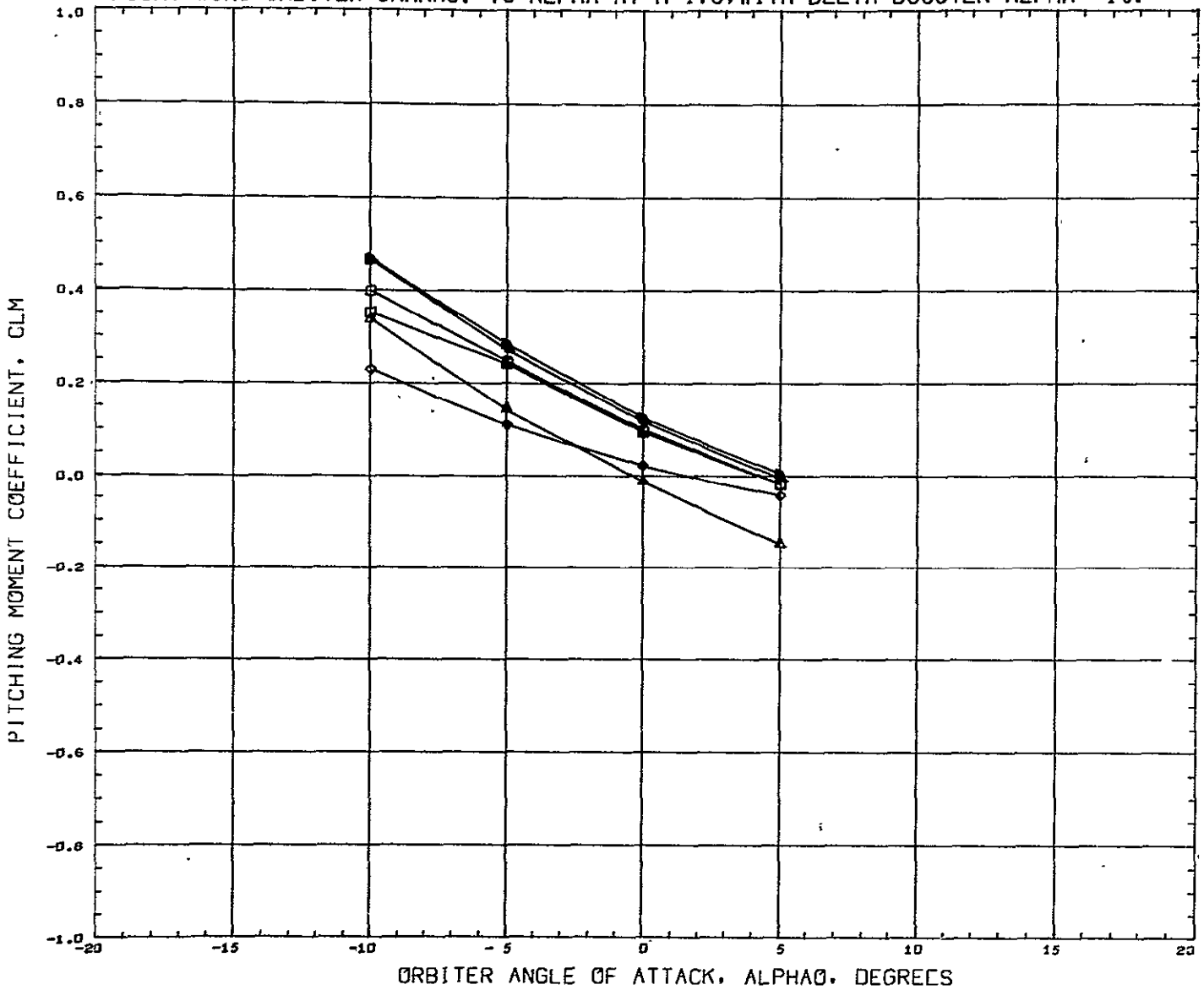
SYMBOL		PARAMETRIC VALUES				REFERENCE INFORMATION		
○	-100.000	GAP Z	4.380	ALPHA0	-10.000	REFS	5.4400	SQ IN
□	-80.000	MACH	1.600	BETA	0.000	REFL	1.1302	IN
◇	-40.000	HORZTL	0.000			REFB	5.2150	IN
△	0.000					XNRP	4.5255	IN
▽	40.000					YNRP	0.0000	IN
◇	10.000	DATA HIST. CODE	#EVHHHHI			ZNRP	0.6510	IN
						SCALE	0.0035	

STRAIGHT-WING ORBITER CHARAC. VS ALPHA AT M=1.6, WITH DELTA BOOSTER ALPHA=-10.



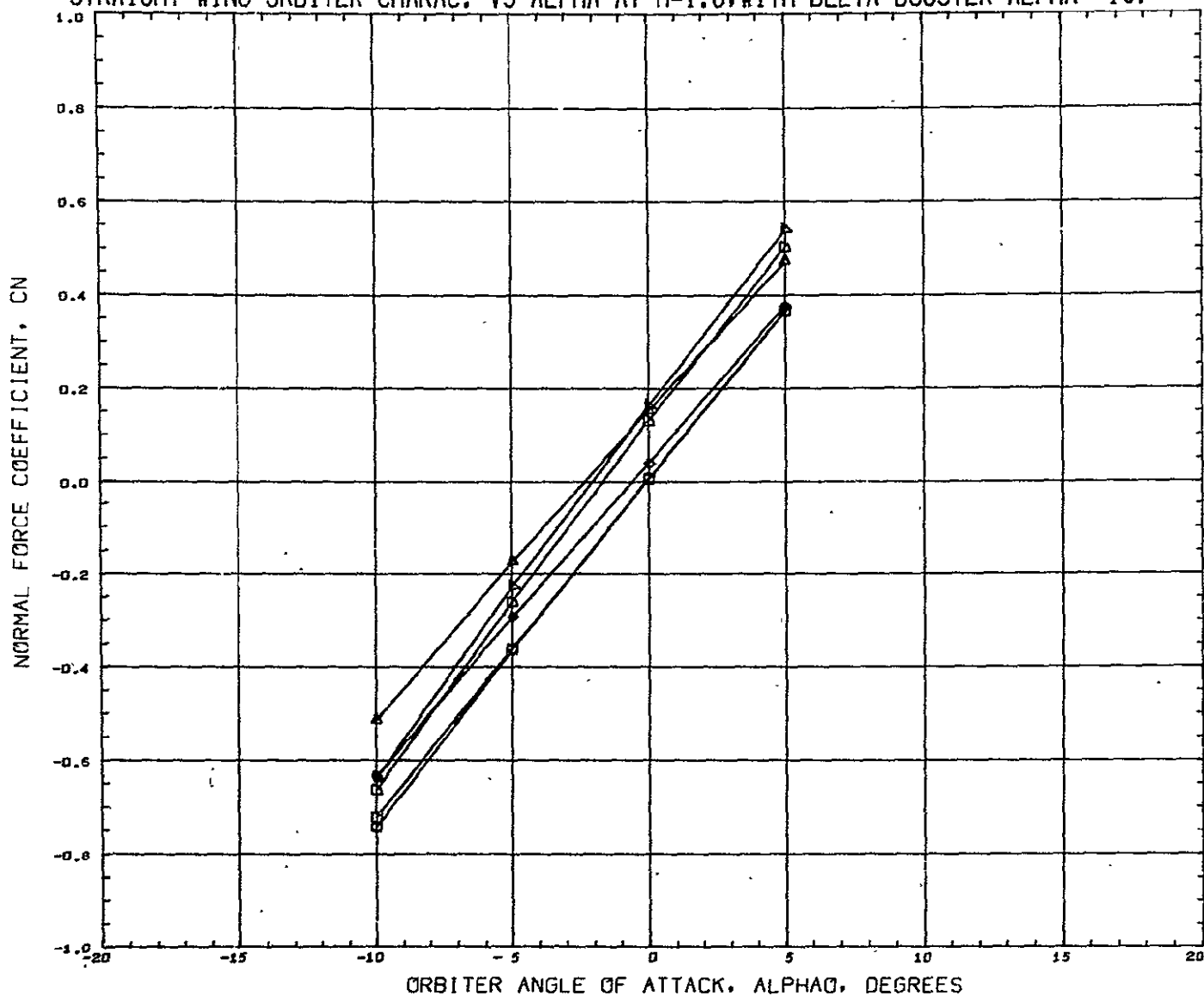
SYMBOL		PARAMETRIC VALUES		REFERENCE INFORMATION	
□	-160.000	GAP Z	4.380	ALPHAB	-10.000
△	-80.000	MACH	1.600	BETA	0.000
◇	-40.000	HORZTL	0.000		
○	0.000				
×	60.000				
	50.000	DATA HIST. CODE	#EVHHMI		
				REFS	5.4400 SQ IN
				REFL	1.1302 IN
				REFB	5.2150 IN
				XHRP	4.5255 IN
				YHRP	0.0000 IN
				ZHRP	0.6510 IN
				SCALE	0.0035

STRAIGHT-WING ORBITER CHARAC. VS ALPHA AT M=1.6, WITH DELTA BOOSTER ALPHA=-10.



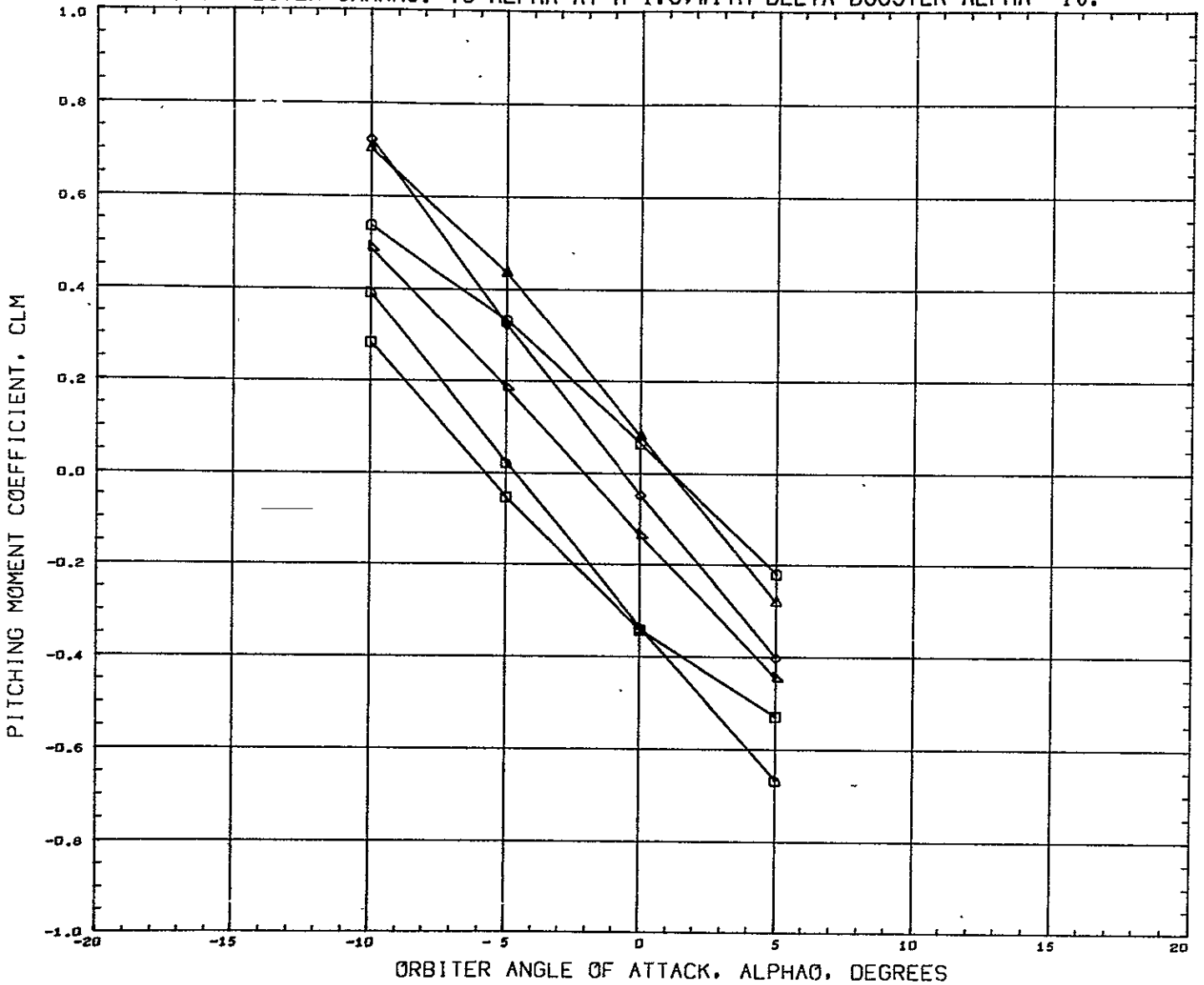
SYMBOL		PARAMETRIC VALUES				REFERENCE INFORMATION		
○	-160.000	GAP Z	54.380	ALPHAB	-10.000	REFS	5.4400	SQ IN
□	-80.000	MACH	1.600	BETA	0.000	REFL	1.1302	IN
◇	-40.000	HCRZTL	0.000			REFB	5.2150	IN
△	0.000					XMRP	4.5255	IN
▽	40.000					YMRP	0.0000	IN
◊	50.000	DATA HIST. CODE	#EVHMHMI			ZMRP	0.6510	IN
						SCALE	0.0035	

STRAIGHT-WING ORBITER CHARAC. VS ALPHA AT M=1.6, WITH DELTA BOOSTER ALPHA=-10.



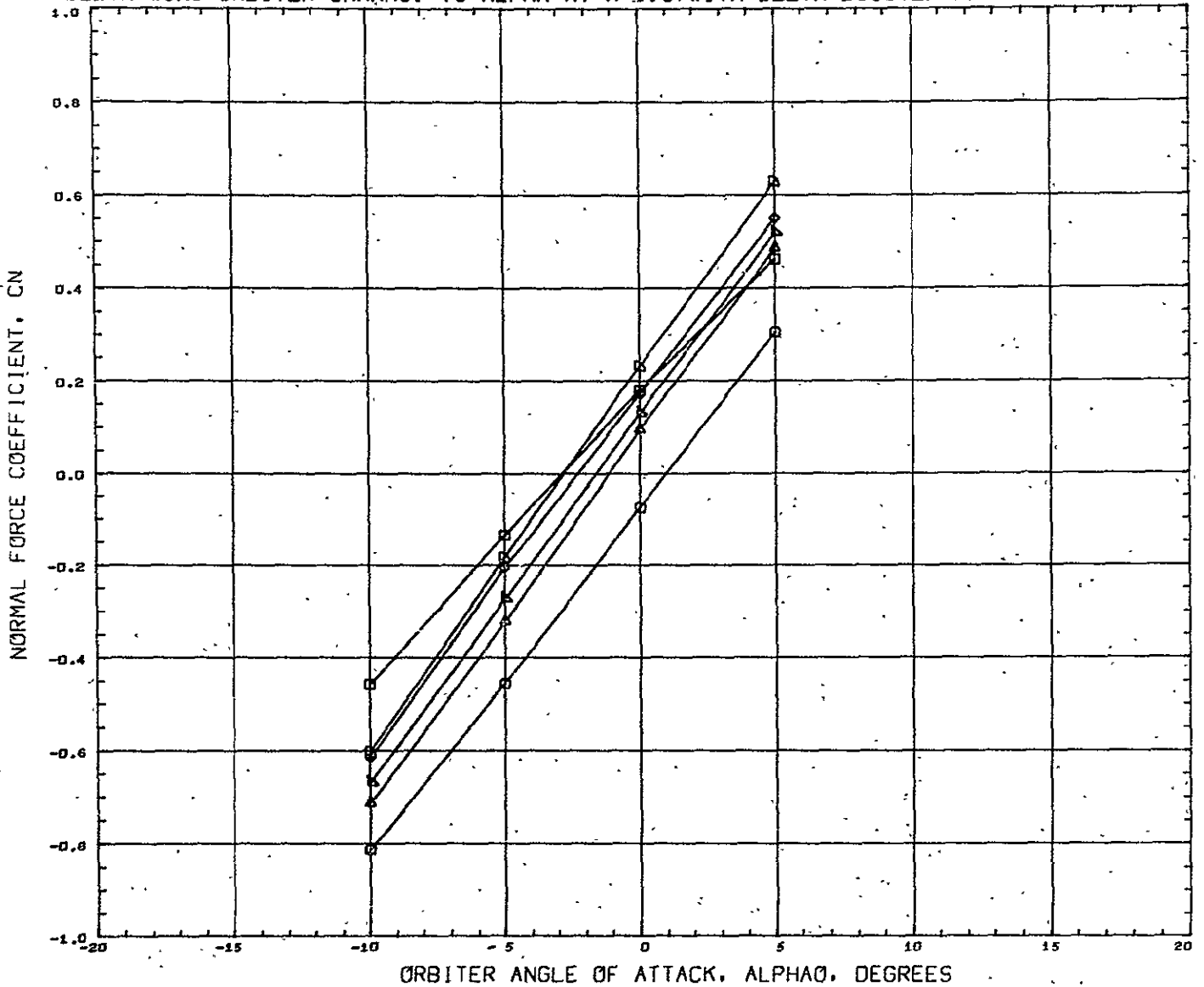
SYMBOL	XW	PARAMETRIC VALUES				REFERENCE INFORMATION		
○	-160.000	GAP Z	54.380	ALPHAB	-10.000	REFS	5.4400	SQ IN
□	-80.000	HACH	1.600	BETA	0.000	REFL	1.1302	IN
◇	-40.000	HORZTL	0.000			REFB	5.2150	IN
△	0.000					XMRP	4.5255	IN
▽	40.000					YMRF	0.0000	IN
●	80.000					ZMRP	0.6510	IN
	59.000	DATA HIST. CODE	#EVHMMHI			SCALE	0.0035	

DELTA-WING ORBITER CHARAC. VS ALPHA AT M=1.6, WITH DELTA BOOSTER ALPHA=-10.



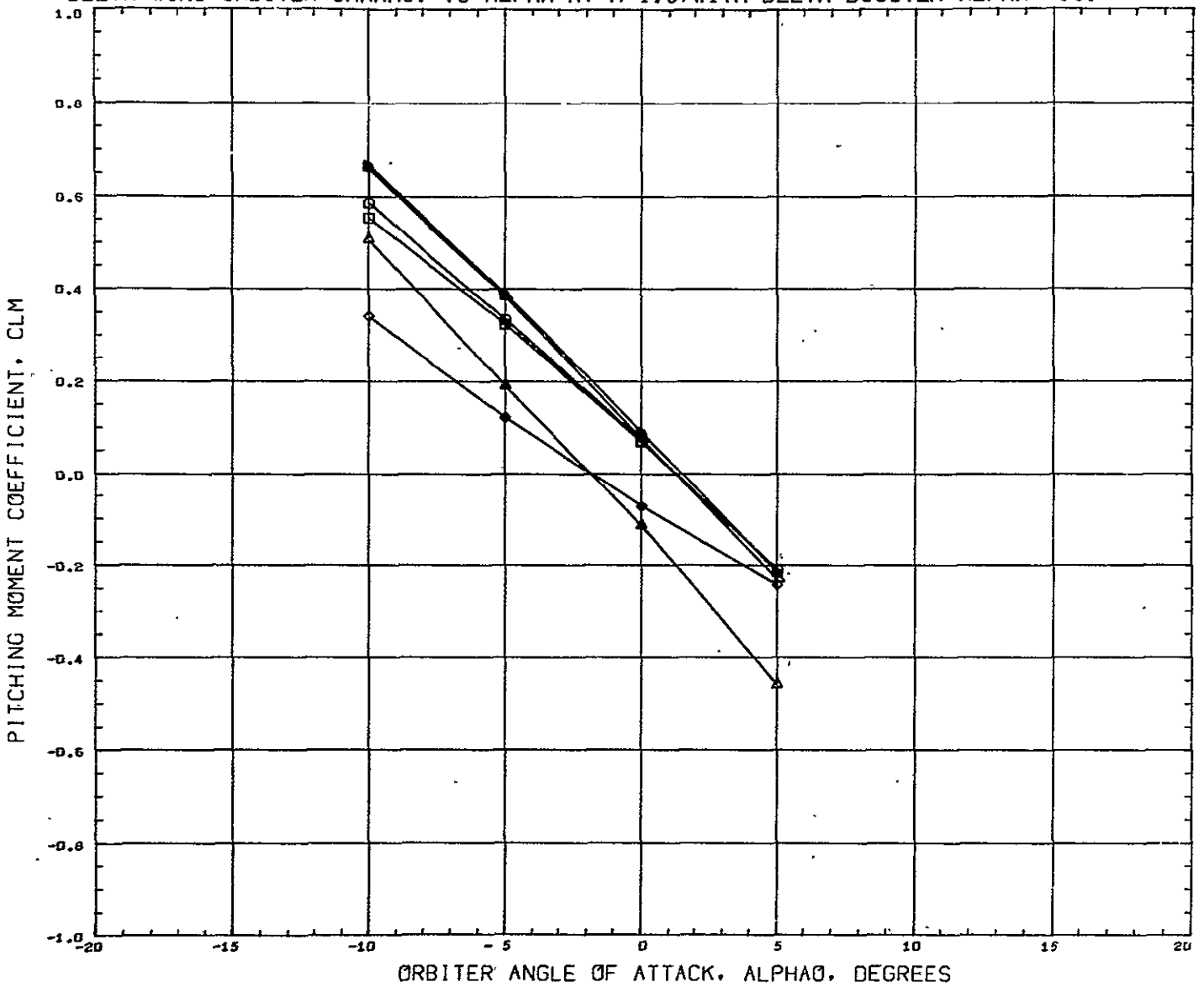
SYMBOL	XW	PARAMETRIC VALUES				REFERENCE INFORMATION		
○	-160.000	GAP Z	4.380	ALPHAB	-10.000	REFS	10.7320	SQ IN
□	-80.000	HACH	1.600	BETA	0.000	REFL	2.8742	IN
◇	-40.000	ELVATR	0.000	RUDDER	0.000	REFB	4.9798	IN
△	0.000					XMRP	4.9788	IN
▽	40.000					YMRP	0.0000	IN
◇	50.000	DATA HIST. CODE	#EVHHHMI			ZMRP	0.4550	IN
						SCALE	0.0035	

DELTA-WING ORBITER CHARAC. VS ALPHA AT M=1.6, WITH DELTA BOOSTER ALPHA=-10.



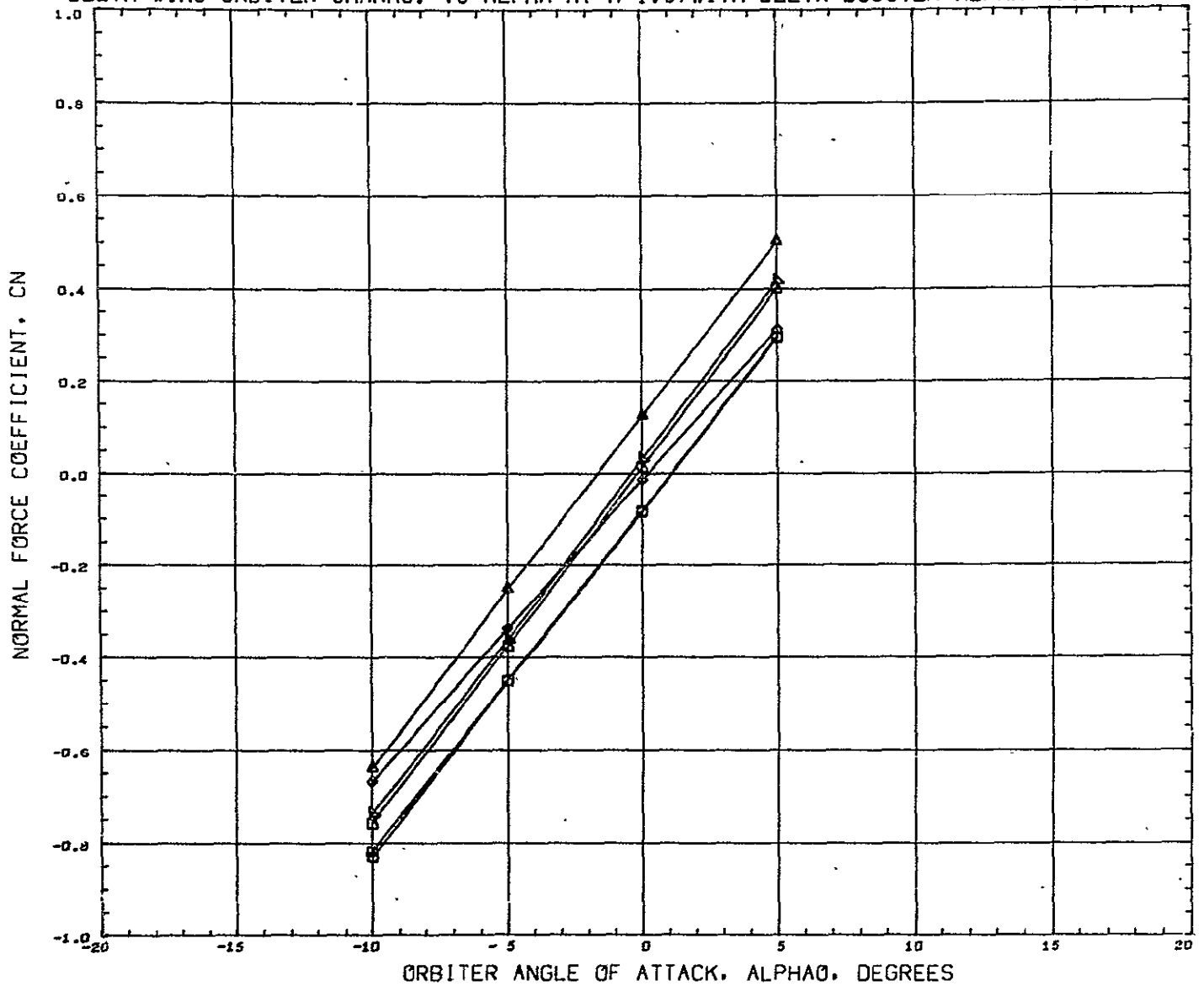
SYMBOL	XW	PARAMETRIC VALUES	REFERENCE INFORMATION
○	-160.000	GAP Z 4.380 ALPHAB - 10.000	REFS 10.7320 SQ IN
□	-80.000	HACH 1.600 BETA 0.000	REFL 2.8742 IN
◇	-40.000	ELVATR 0.000 RUDDER 0.000	REFB 4.9798 IN
△	0.000		XMRP 4.9788 IN
▽	40.000		YMRP 0.0000 IN
◇	80.000		ZMRP 0.4550 IN
		DATA HIST. CODE 4EVMMHMI	SCALE 0.0035

DELTA-WING ORBITER CHARAC. VS ALPHA AT M=1.6, WITH DELTA BOOSTER ALPHA=-10.



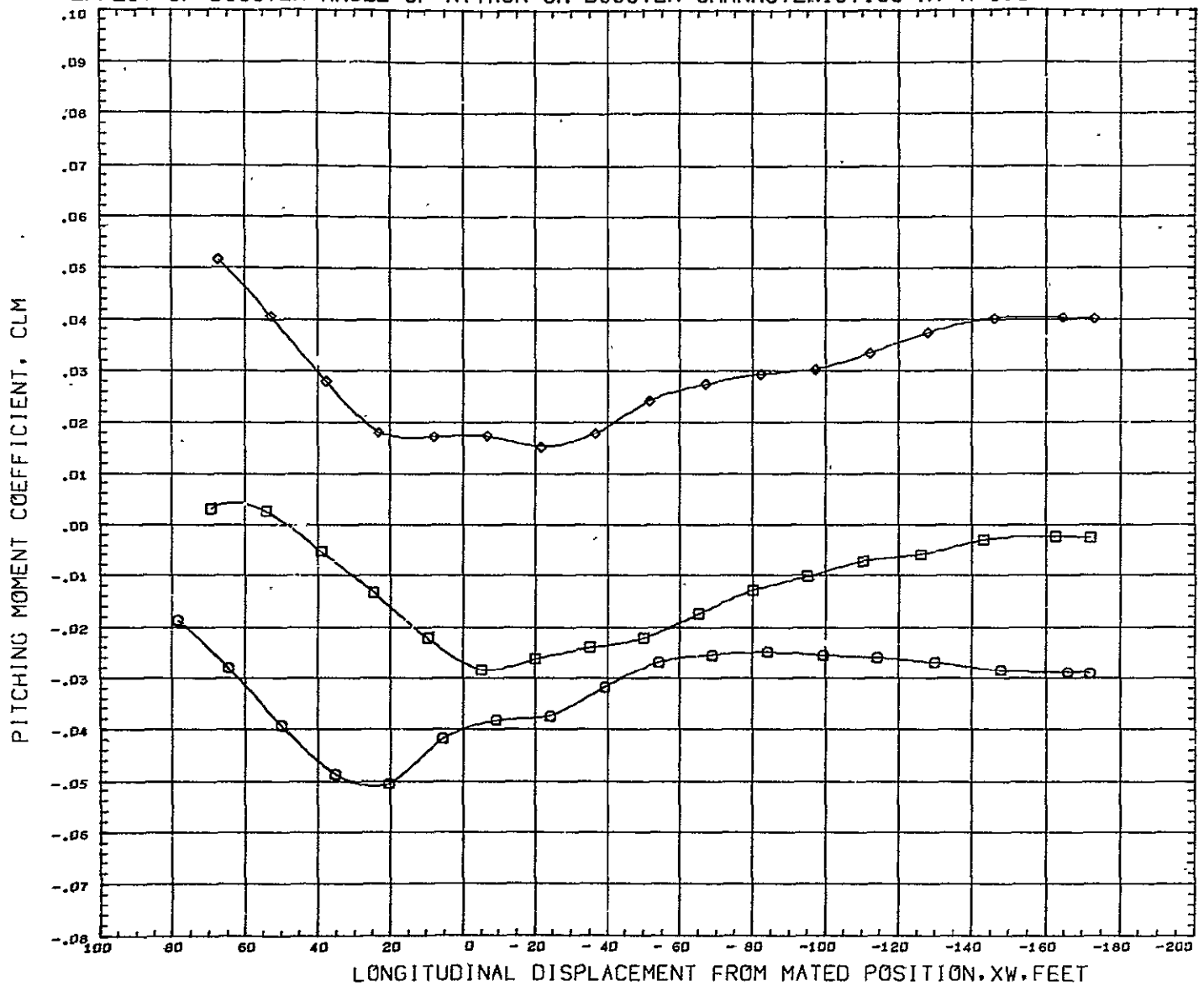
SYMBOL		PARAMETRIC VALUES				REFERENCE INFORMATION		
○	-160.000	GAP Z	54.380	ALPHAB	-10.000	REFS	10.7320	SQ IN
□	-80.000	MACH	1.600	BETA	0.000	REFL	2.8742	IN
◇	-40.000	ELVATR	0.000	RUDDER	0.000	REFB	4.9798	IN
△	0.000					XMRP	4.9788	IN
▽	40.000					YMRP	0.0000	IN
◇	50.000	DATA HIST. CODE	*EVHMHHI			ZMRP	0.4550	IN
						SCALE	0.0035	

DELTA-WING ORBITER CHARAC. VS ALPHA AT M=1.6, WITH DELTA BOOSTER ALPHA=-10.



SYMBOL		PARAMETRIC VALUES				REFERENCE INFORMATION		
○	-160.000	GAP Z	54.380	ALPHAB	-10.000	REFS	10.7320	Sq IN
□	-80.000	MACH	1.600	BETA	0.000	REFL	2.8742	IN
◇	-40.000	ELVATR	0.000	RUDDER	0.000	REFB	4.9738	IN
△	0.000					XMRP	4.9768	IN
▽	40.000					YMRP	0.0000	IN
○	50.000	DATA HIST. CODE	#EVHMMMI			ZMRP	0.4550	IN
						SCALE	0.0035	

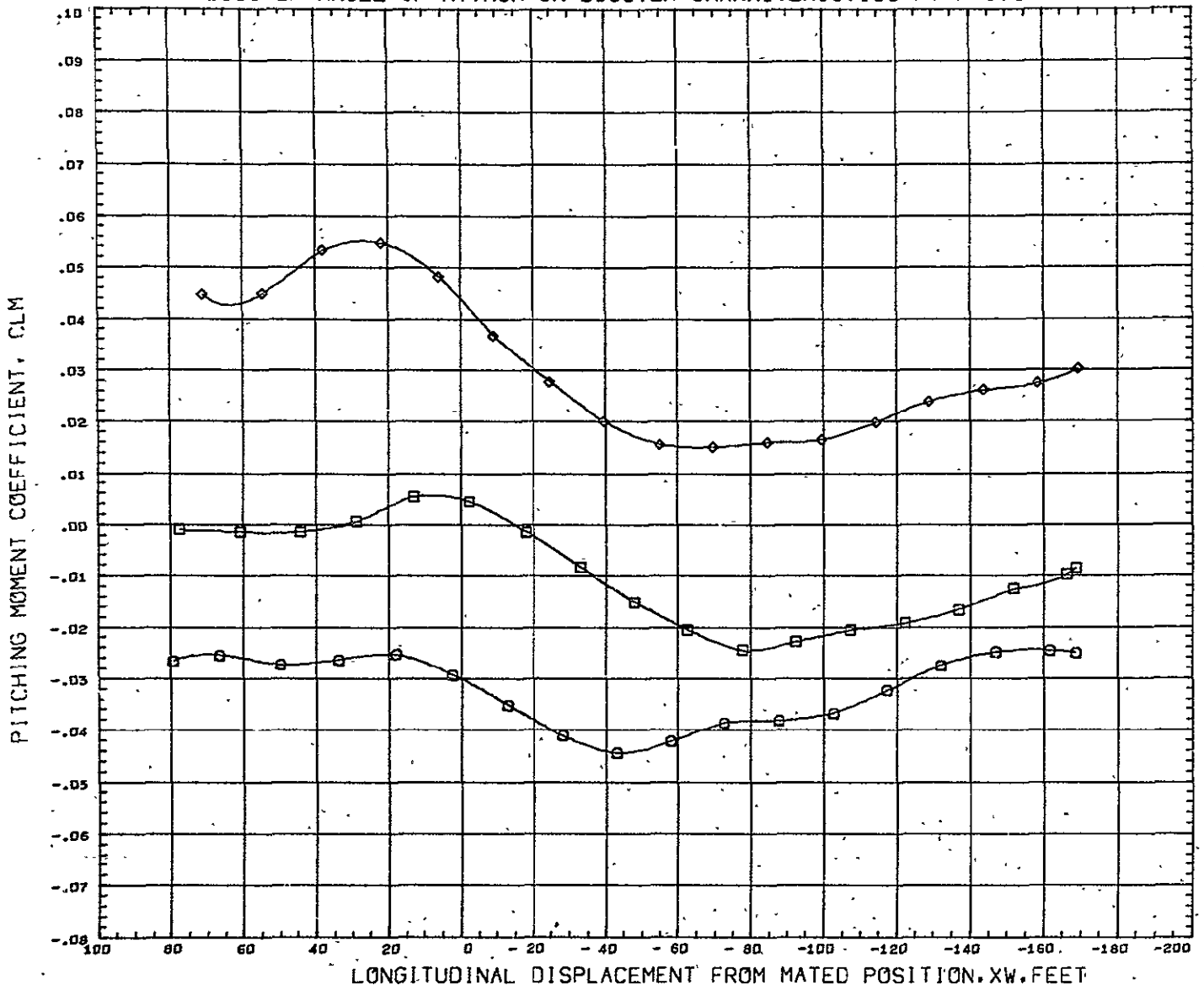
EFFECT OF BOOSTER ANGLE OF ATTACK ON BOOSTER CHARACTERISTICS AT M=1.6



DATA SET SYMBOL	CONFIGURATION DESCRIPTION	PARAMETRIC VALUES	REFERENCE INFORMATION
(B0A009)	GDHST 304-0 89J (ALPHA=+ 5) + 130G (ALPHA=+ 5)	ALPHA0 5.000 ALPHA8 5.000	REFS 12.6740 SQ IN
(B0A008)	GDHST 304-0 89J (ALPHA= 0) + 130G (ALPHA=+ 5)	MACH 1.600 BETA 0.000	REFL 10.0380 IN
(B0A012)	GDHST 304-0 89J (ALPHA=-10) + 130G (ALPHA=+ 5)	ELEVON 0.000	REFB 1.4700 IN
			XMRP 6.4000 IN
			YMRP 0.0000 IN
			ZMRP 0.8610 IN
			SCALE 0.0035

GAP Z 4.380

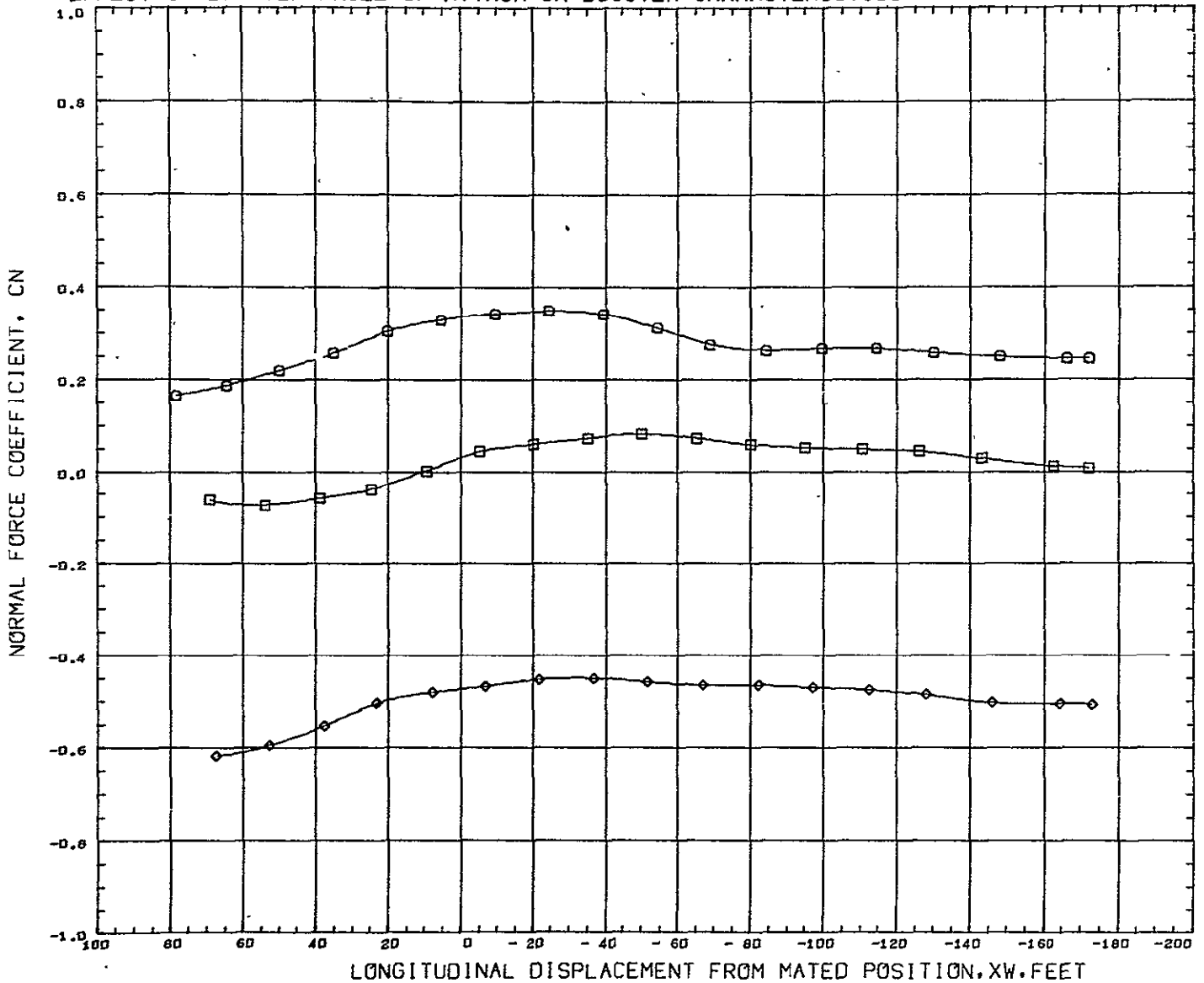
EFFECT OF BOOSTER ANGLE OF ATTACK ON BOOSTER CHARACTERISTICS AT M=1.6



DATA SET SYMBOL	CONFIGURATION DESCRIPTION	PARAMETRIC VALUES	REFERENCE INFORMATION
(80A009)	GDHST 304-D B9J (ALPHA=+ 5) + 130G (ALPHA=+ 5)	ALPHA0 5.000 ALPHA8 5.000	REFS 12.6740 SQ IN
(80A008)	GDHST 304-D B9J (ALPHA= 0) + 130G (ALPHA=+ 5)	MACH 1.600 BETA 0.000	REFL 10.0380 IN
(80A012)	GDHST 304-D B9J (ALPHA=-10) + 130G (ALPHA=+ 5)	ELEVON 0.000	REFB 1.4700 IN
			XMRP 6.4000 IN
			YMRP 0.0000 IN
			ZMRP 0.8610 IN
			SCALE 0.0035

GAP Z 54.380

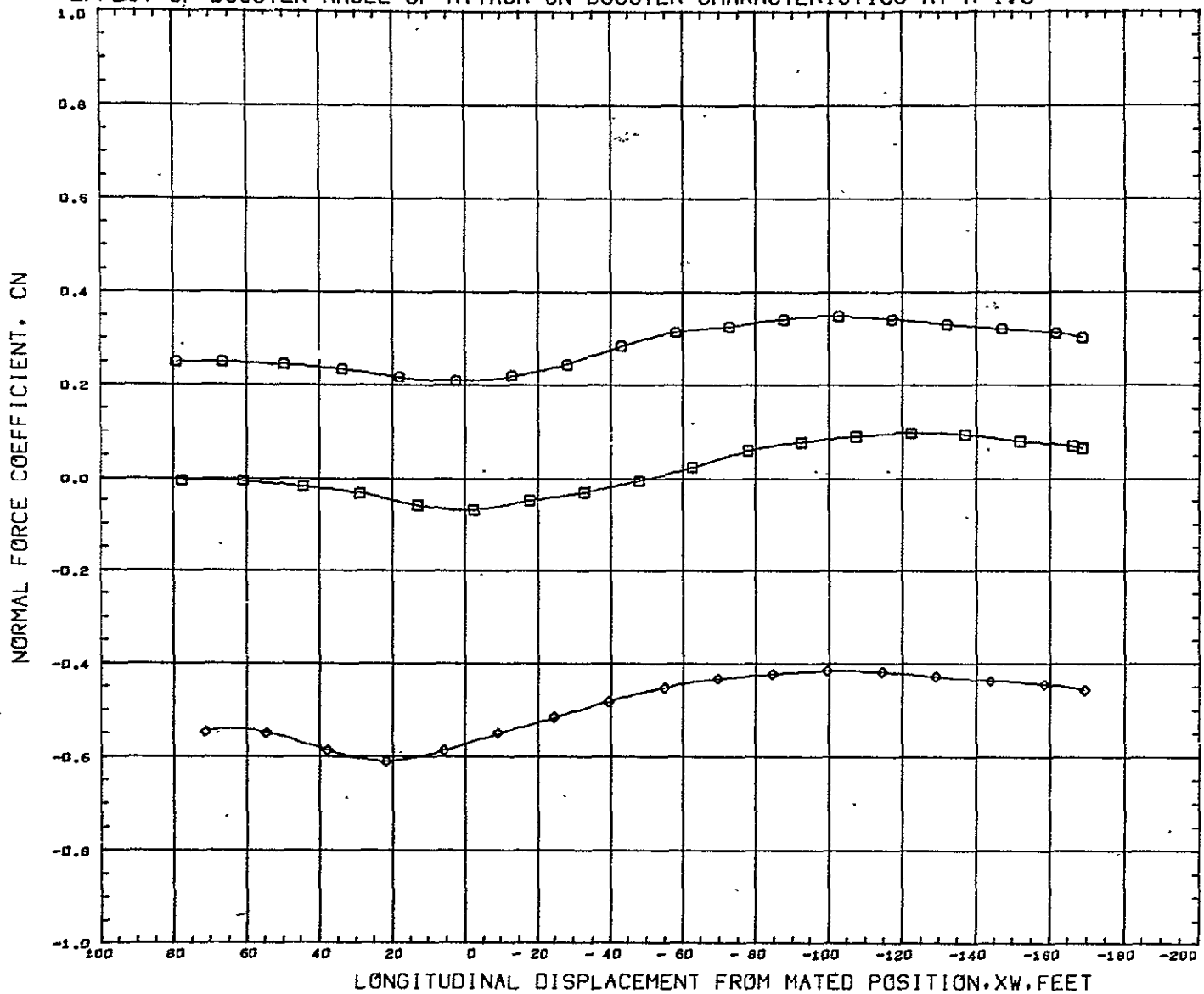
EFFECT OF BOOSTER ANGLE OF ATTACK ON BOOSTER CHARACTERISTICS AT M=1.6



DATA SET SYMBOL	CONFIGURATION DESCRIPTION	PARAMETRIC VALUES	REFERENCE INFORMATION
(B0A009)	GDHST 304-D B9J (ALPHA=+ 5) + 130G (ALPHA=+ 5)	ALPHA0 5.000 ALPHAB 5.000	REFS 12.6740 SQ IN
(B0A008)	GDHST 304-D B9J (ALPHA= 0) + 130G (ALPHA=+ 5)	MACH 1.600 BETA 0.000	REFL 10.0380 IN
(B0A012)	GDHST 304-D B9J (ALPHA=-10) + 130G (ALPHA=+ 5)	ELEVON 0.000	REFB 1.4700 IN
			XNRF 6.4000 IN
			YNRF 0.0000 IN
			ZNRF 0.8610 IN
			SCALE 0.0035

GAP Z 4.380

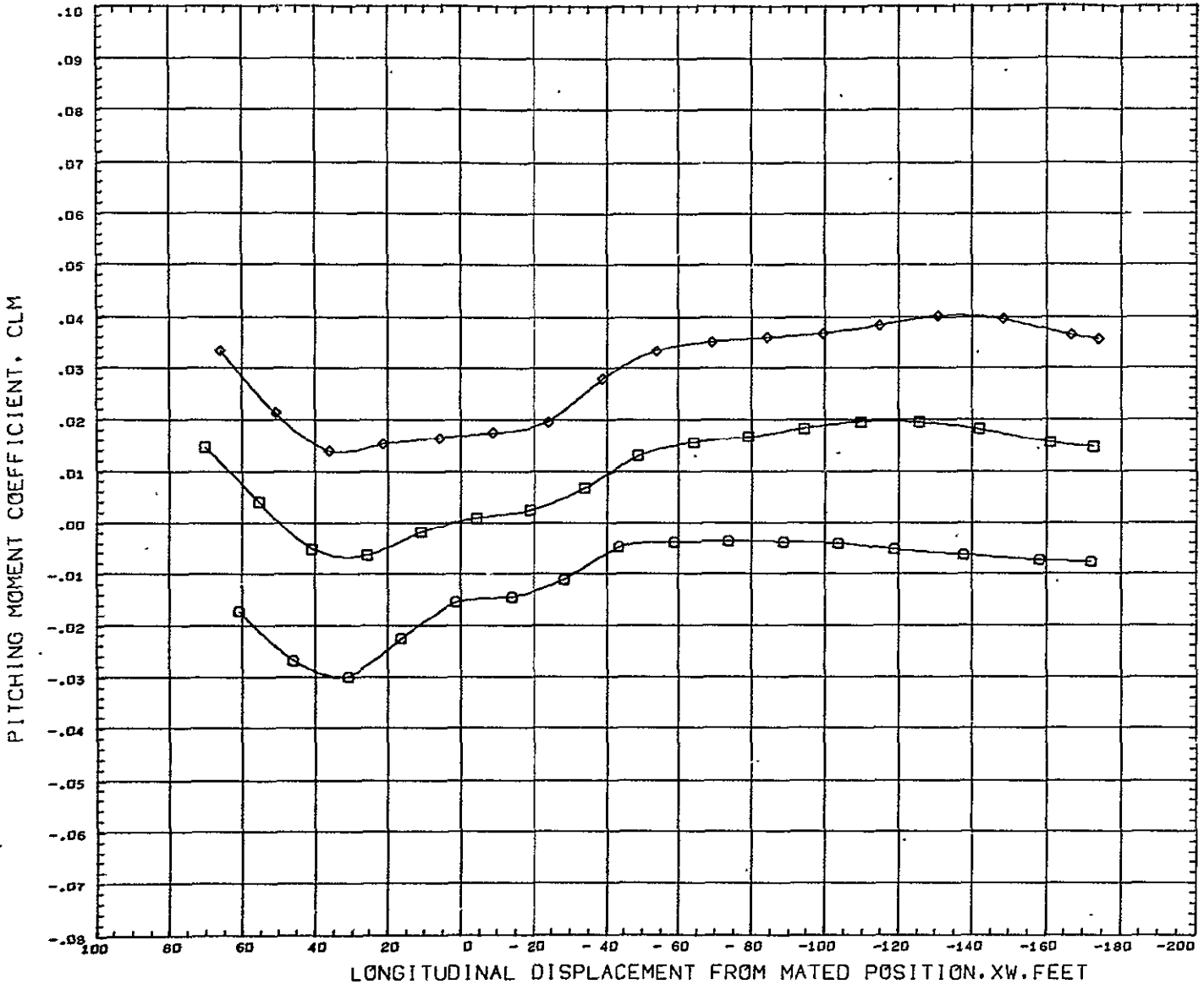
EFFECT OF BOOSTER ANGLE OF ATTACK ON BOOSTER CHARACTERISTICS AT M=1.6



DATA SET SYMBOL	CONFIGURATION DESCRIPTION	PARAMETRIC VALUES	REFERENCE INFORMATION
(20A009)	GDHST 304-D B9J (ALPHA=+ 5) + 130G (ALPHA=+ 5)	ALPHA0 5.000 ALPHA8 5.000	REFS 12.6740 SQ IN
(20A008)	GDHST 304-D B9J (ALPHA= 0) + 130G (ALPHA=+ 5)	MACH 1.600 BETA 0.000	REFL 10.0380 IN
(20A012)	GDHST 304-D B9J (ALPHA=-10) + 130G (ALPHA=+ 5)	ELEVON 0.000	REFB 1.4700 IN
			XMRP 6.4000 IN
			YMRP 0.0000 IN
			ZMRP 0.8610 IN
			SCALE 0.0035

GAP Z 54.380

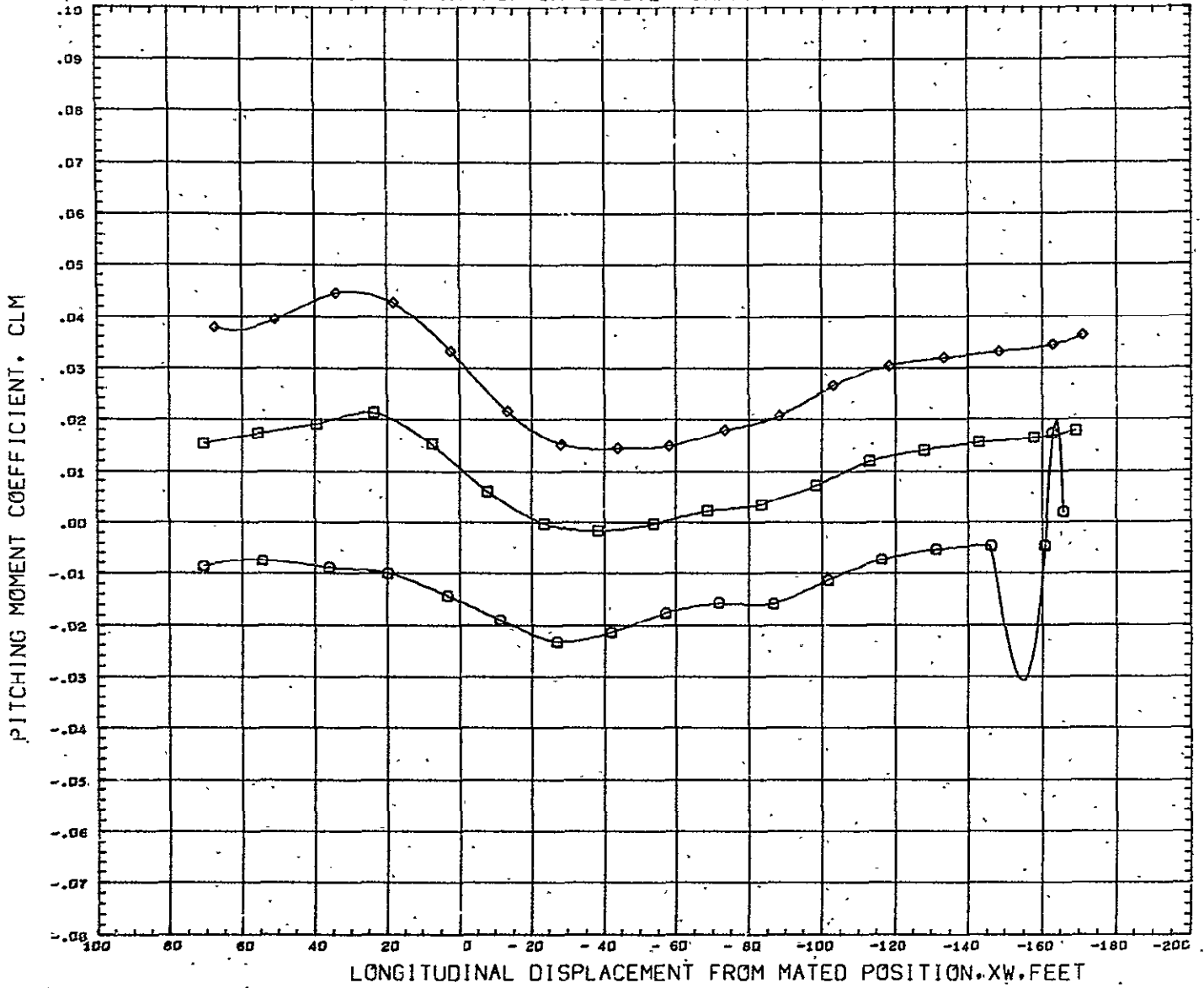
EFFECT OF BOOSTER ANGLE OF ATTACK ON BOOSTER CHARACTERISTICS AT M=1.6



DATA SET SYMBOL	CONFIGURATION DESCRIPTION	PARAMETRIC VALUES	REFERENCE INFORMATION
(BOAS03)	GDHST 304-0 B9J (ALPHA= 0) + 130G (ALPHA= 0)	ALPHA0 0.000 ALPHA8 0.000	REFS 12.6740 SQ IN
(BOAS51)	GDHST 304-0 B9J (ALPHA=- 5) + 130G (ALPHA= 0)	MACH 1.600 BETA 0.000	REFL 10.0380 IN
(BOAS53)	GDHST 304-0 B9J (ALPHA=-10) + 130G (ALPHA= 0)	ELEVON 0.000	REFB 1.4700 IN
			XMRP 6.4000 IN
			YMRP 0.0000 IN
			ZMRP 0.8610 IN
			SCALE 0.0035

GAF Z 4.380

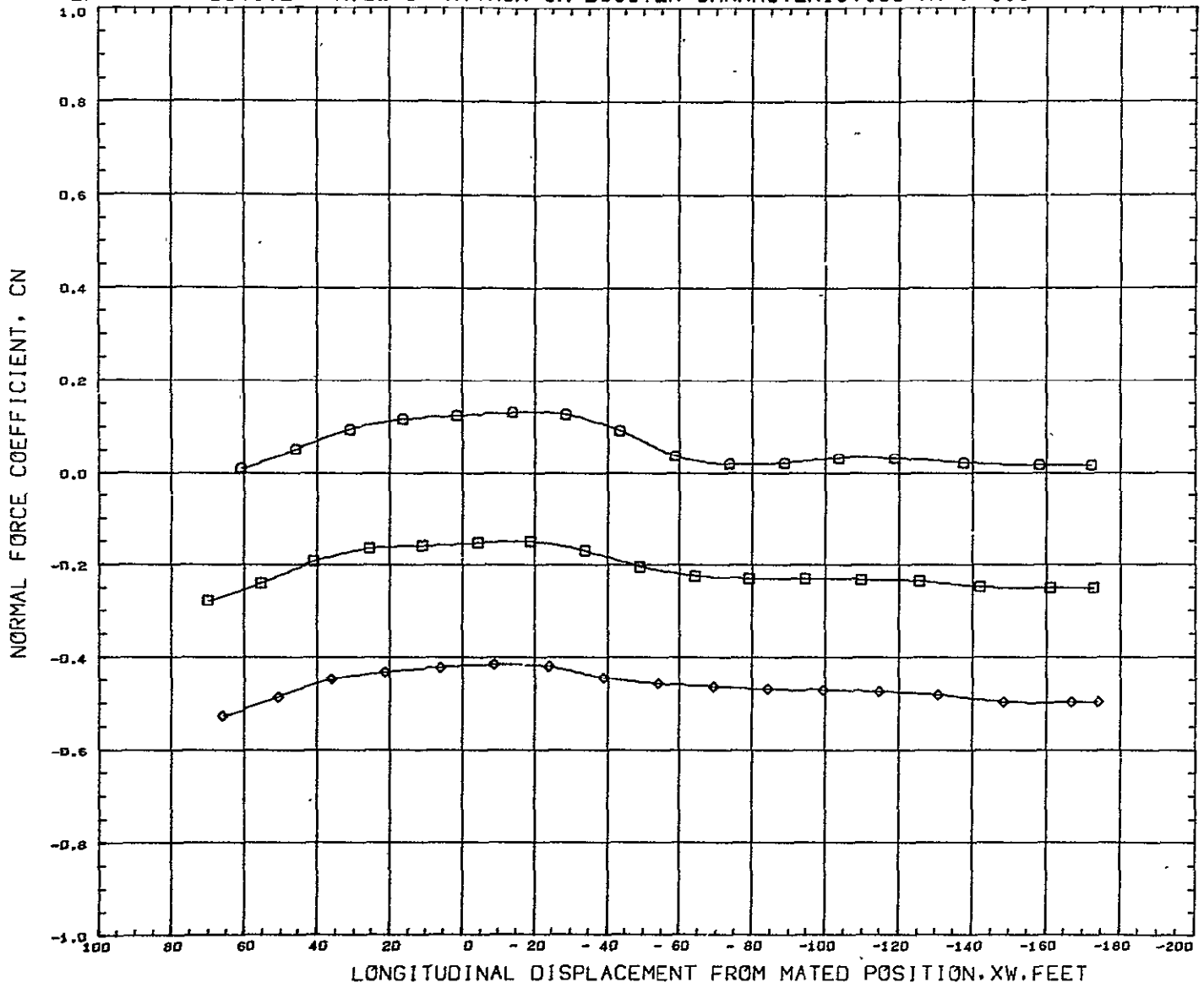
EFFECT OF BOOSTER ANGLE OF ATTACK ON BOOSTER CHARACTERISTICS AT M=1.6



DATA SET SYMBOL	CONFIGURATION DESCRIPTION	PARAMETRIC VALUES	REFERENCE INFORMATION
(BOA003)	GDHST 304-D B9J (ALPHA= 0) + 130G (ALPHA= 0)	ALPHA0 0.000 ALPHAB 0.000	REFS 12.6740 SQ IN
(BOA051)	GDHST 304-D B9J (ALPHA= -5) + 130G (ALPHA= 0)	MACH 1.600 BETA 0.000	REFL 10.0380 IN
(BOA053)	GDHST 304-D B9J (ALPHA= -10) + 130G (ALPHA= 0)	ELEVON 0.000	REFB 1.4700 IN
			XMRP 6.4000 IN
			YMRP 0.0000 IN
			ZMRP 0.8610 IN
			SCALE 0.0035

GAP Z 54.380

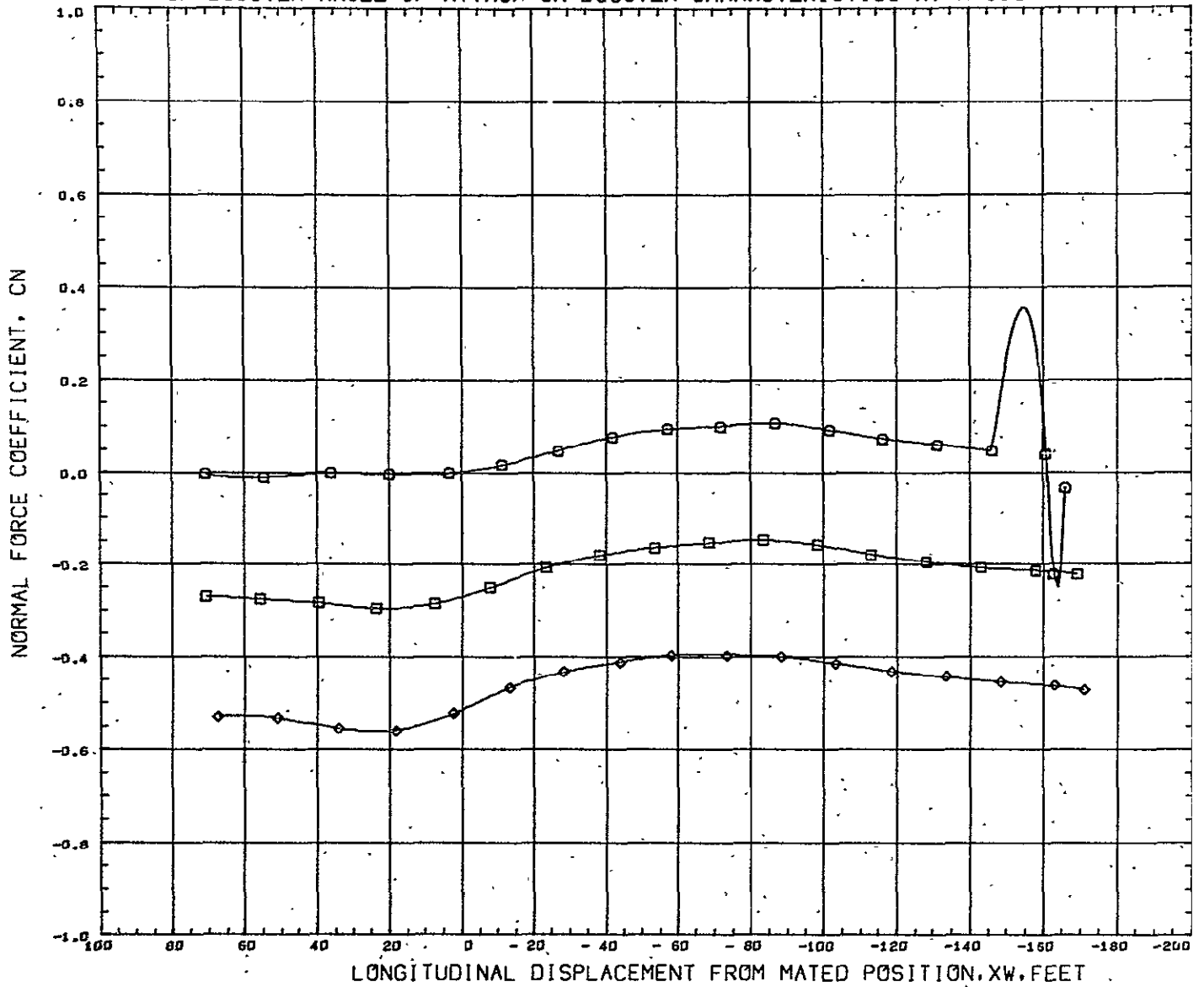
EFFECT OF BOOSTER ANGLE OF ATTACK ON BOOSTER CHARACTERISTICS AT M=1.6



DATA SET SYMBOL	CONFIGURATION DESCRIPTION	PARAMETRIC VALUES	REFERENCE INFORMATION
(BOAG03)	GDHST 304-0 B9J (ALPHA= 0) + 130G (ALPHA= 0)	ALPHA0 0.000 ALPHAB 0.000	REFS 12.6740 SQ IN
(BOAG51)	GDHST 304-0 B9J (ALPHA=-5) + 130G (ALPHA= 0)	MACH 1.600 BETA 0.000	REFL 10.0380 IN
(BOAG53)	GDHST 304-0 B9J (ALPHA=-10) + 130G (ALPHA= 0)	ELEVON 0.000	REFB 1.4700 IN
			XMRP 6.4000 IN
			YMRP 0.0000 IN
			ZMRP 0.8610 IN
			SCALE 0.0035

GAF Z 4.380

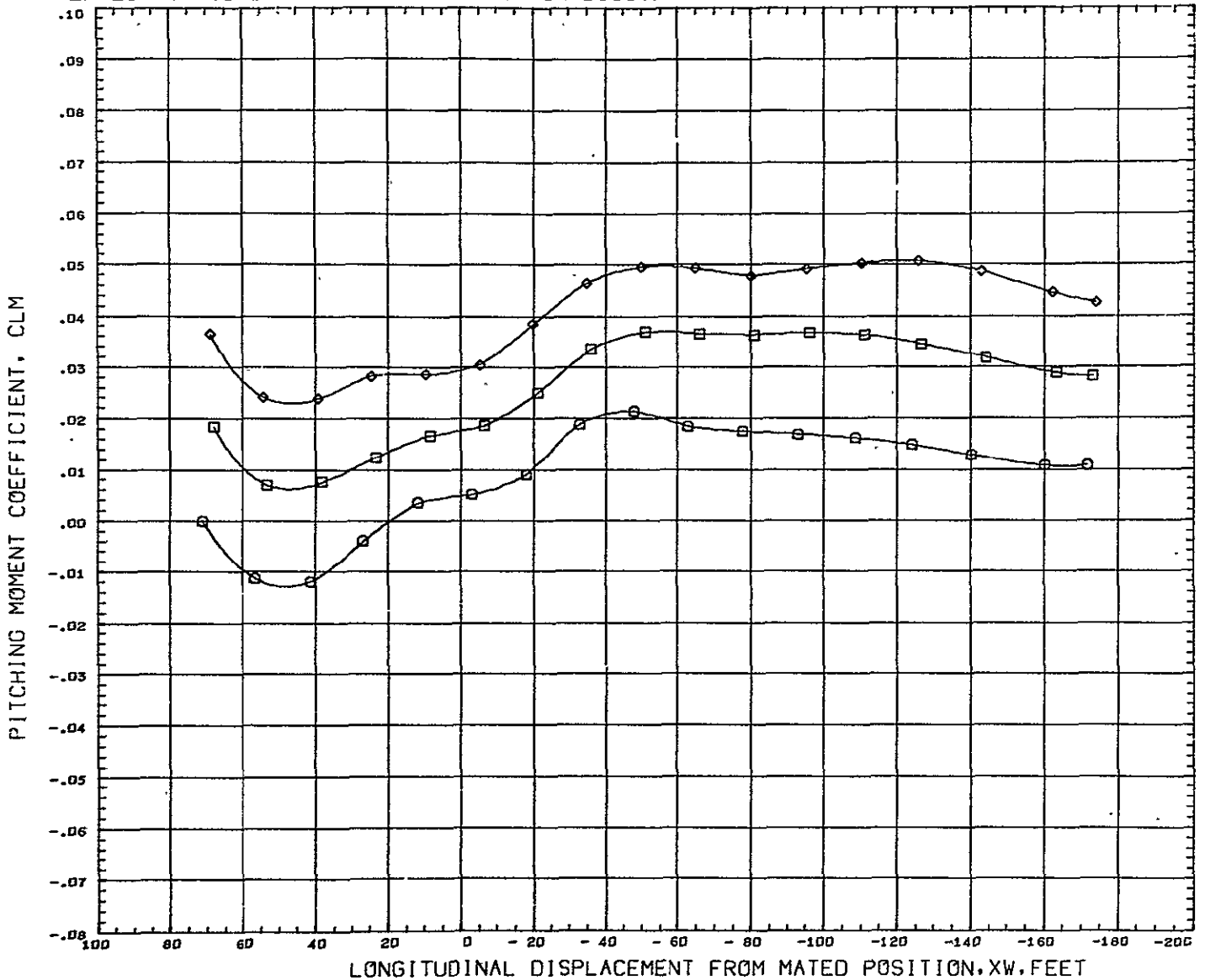
EFFECT OF BOOSTER ANGLE OF ATTACK ON BOOSTER CHARACTERISTICS AT M=1.6



DATA SET SYMBOL	CONFIGURATION DESCRIPTION	PARAMETRIC VALUES	REFERENCE INFORMATION
(BOA003)	GDHST 304-0 89J (ALPHA= 0) + 130G (ALPHA= 0)	ALPHA0 0.000 ALPHAB 0.000	REFS 12.6740 SQ IN
(BOA051)	GDHST 304-0 89J (ALPHA=- 5) + 130G (ALPHA= 0)	MACH 1.600 BETA 0.000	REFL 10.0380 IN
(BOA053)	GDHST 304-0 89J (ALPHA=-10) + 130G (ALPHA= 0)	ELEVON 0.000	REFB 1.4700 IN
			XMRP 6.4000 IN
			YMRP 0.0000 IN
			ZMRP 0.8610 IN
			SCALE 0.0035

GAP Z 54.380

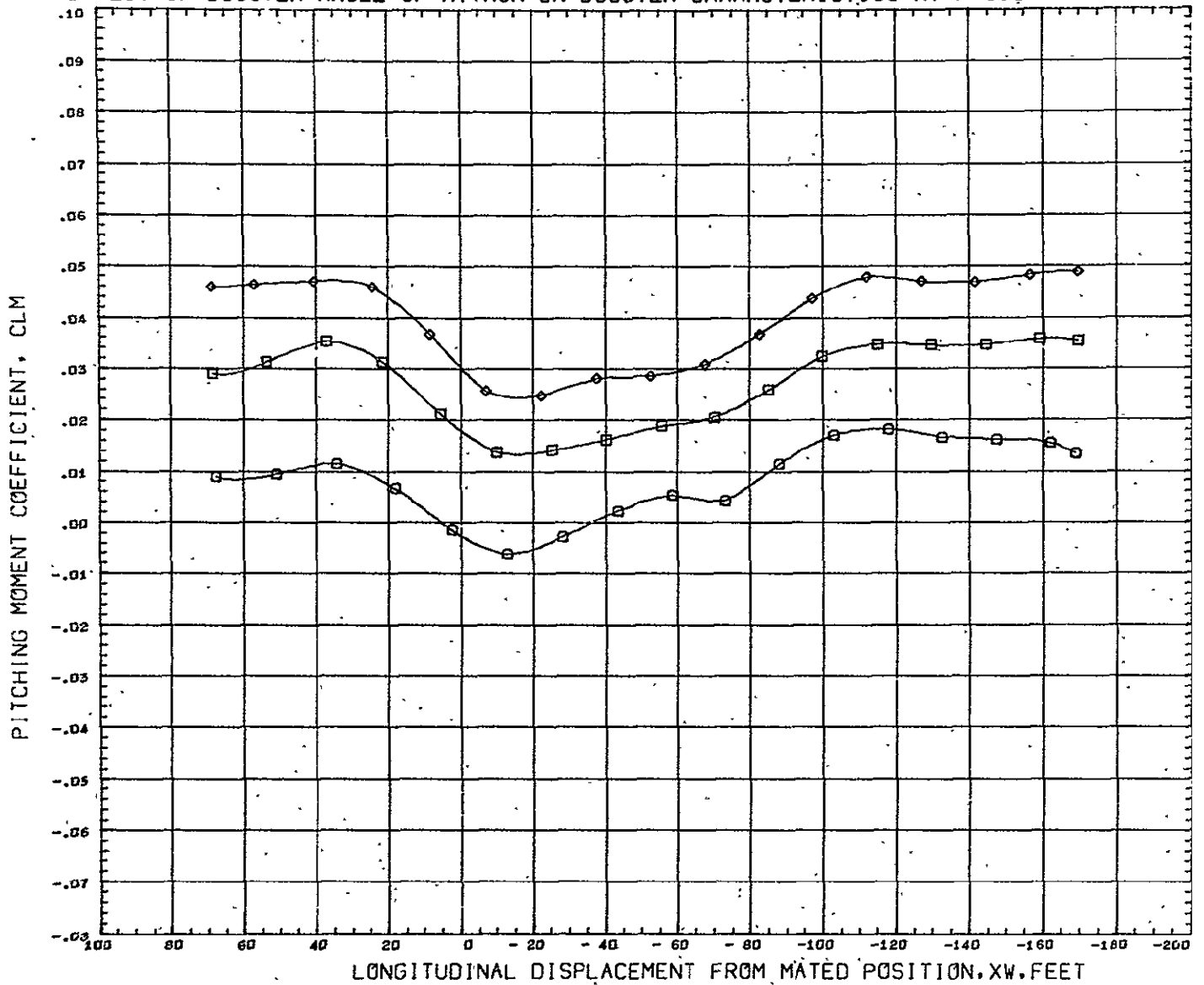
EFFECT OF BOOSTER ANGLE OF ATTACK ON BOOSTER CHARACTERISTICS AT M=1.6



DATA SET SYMBOL	CONFIGURATION DESCRIPTION	PARAMETRIC VALUES	REFERENCE INFORMATION
(BOAD13)	GDHST 304-D B9J (ALPHA=-5) + 130G (ALPHA=-5)	ALPHA0 - 5.000 ALPHA0B - 5.000	REFS 12.6740 SQ IN
(BOAD14)	GDHST 304-D B9J (ALPHA=-10) + 130G (ALPHA=-5)	MACH 1.600 BETA 0.000	REFL 10.0380 IN
(BOAD15)	GDHST 304-D B9J (ALPHA=-15) + 130G (ALPHA=-5)	ELEVON 0.000	REFB 1.4700 IN
			XMRP 6.4000 IN
			YMRF 0.0000 IN
			ZMRF 0.8610 IN
			SCALE 0.0035

GAP 2 4.380

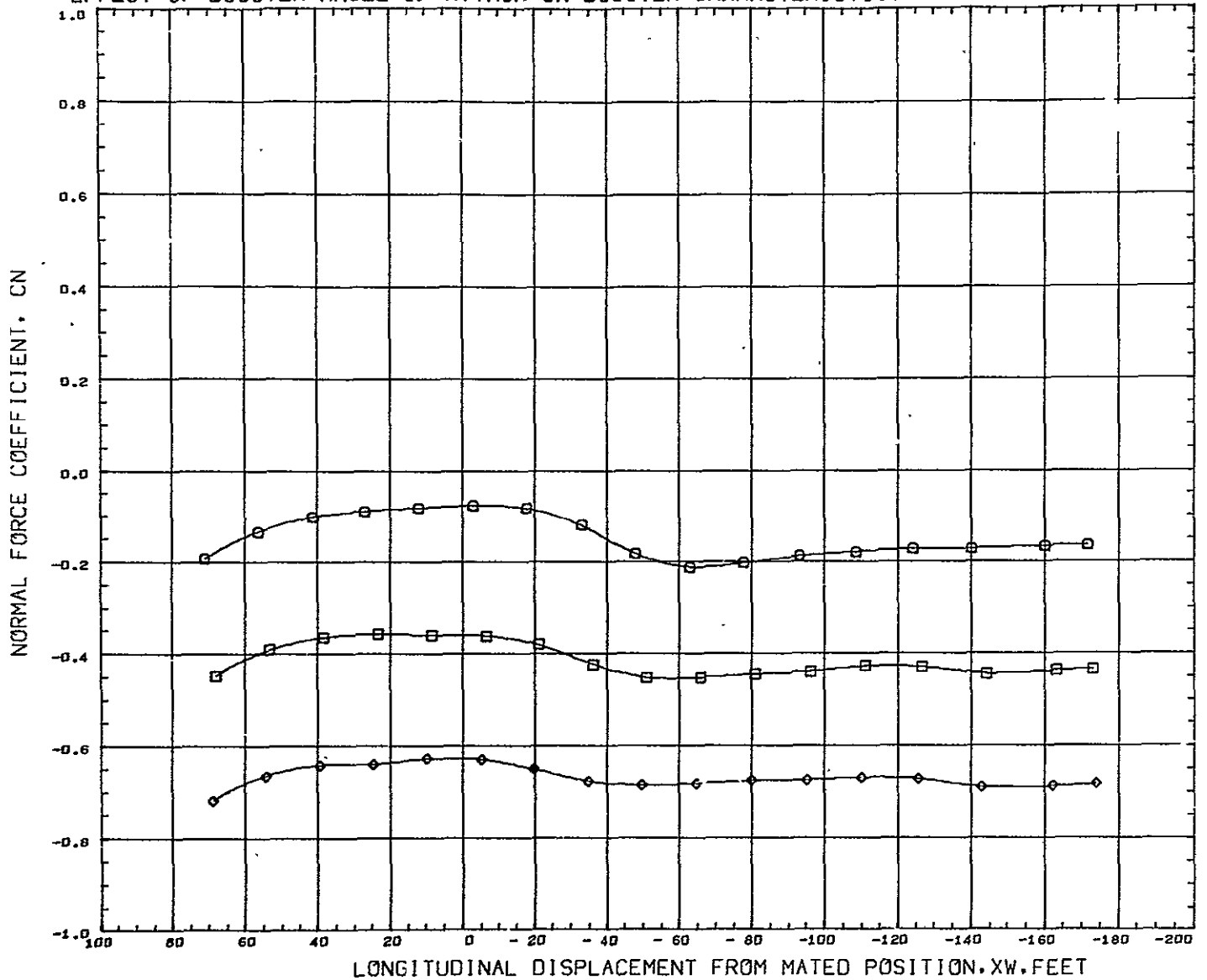
EFFECT OF BOOSTER ANGLE OF ATTACK ON BOOSTER CHARACTERISTICS AT M=1.6



DATA SET SYMBOL	CONFIGURATION DESCRIPTION	PARAMETRIC VALUES	REFERENCE INFORMATION
(BOAB13)	GDHST 304-0 B9J (ALPHA=-5) + 130G (ALPHA=-5)	ALPHA0 - 5.000 ALPHA8 - 5.000	REFS 12.6740 SQ IN
(BOAB14)	GDHST 304-0 B9J (ALPHA=-10) + 130G (ALPHA=-5)	MACH 1.600 BETA 0.000	REFL 10.0380 IN
(BOAB15)	GDHST 304-0 B9J (ALPHA=-15) + 130G (ALPHA=-5)	ELEVON 0.000	REFB 1.4700 IN
			XMRP 6.4000 IN
			YMRP 0.0000 IN
			ZMRP 0.8610 IN
			SCALE 0.0035

GAF Z 54,380

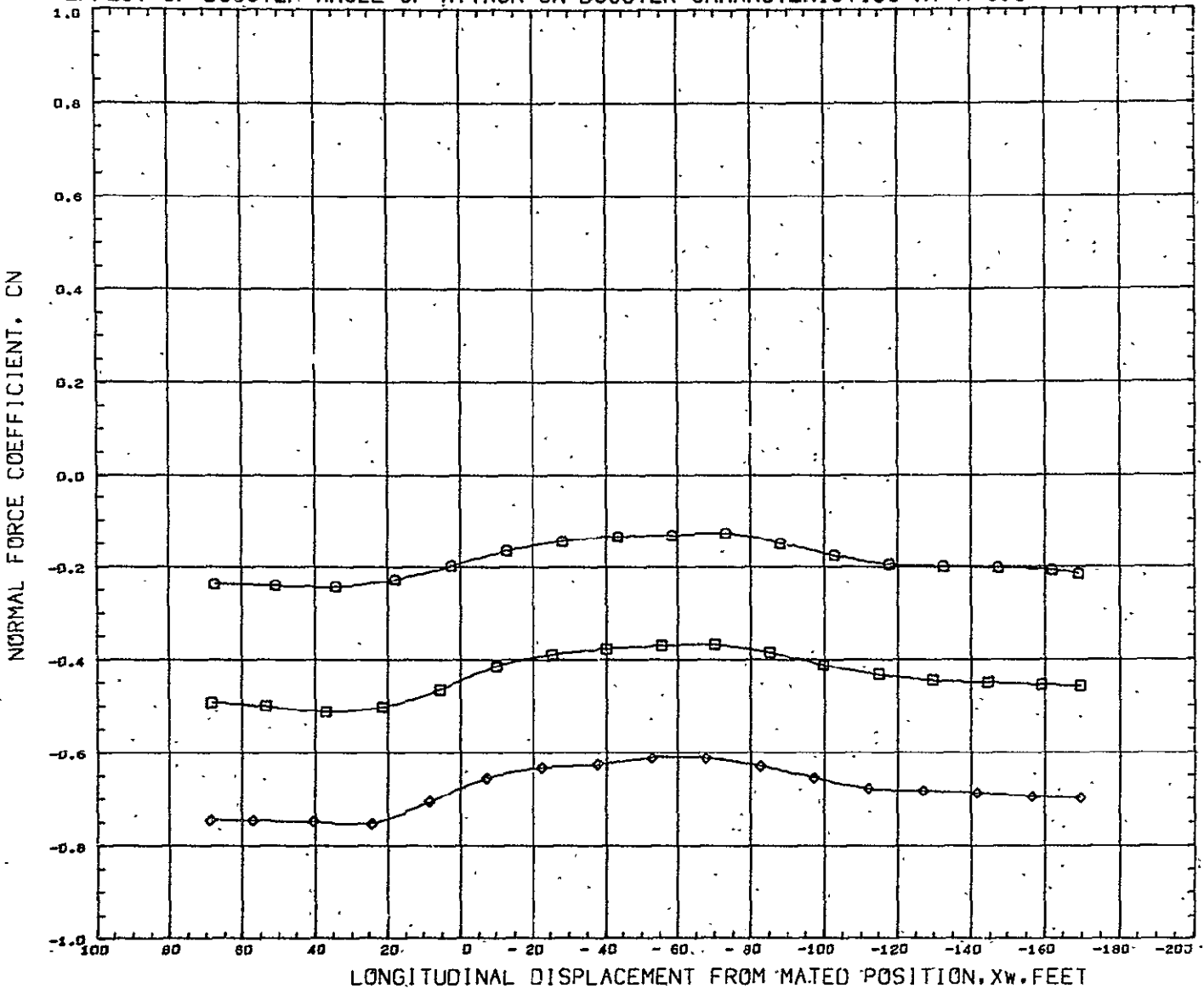
EFFECT OF BOOSTER ANGLE OF ATTACK ON BOOSTER CHARACTERISTICS AT M=1.6



DATA SET SYMBOL	CONFIGURATION DESCRIPTION	PARAMETRIC VALUES	REFERENCE INFORMATION
(BOAD13)	GDHST 304-D B9J (ALPHA=-5) + 130G (ALPHA=-5)	ALPHA0 - 5.000 ALPHA8 - 5.000	REFS 12.6740 SQ IN
(BOAD14)	GDHST 304-D B9J (ALPHA=-10) + 130G (ALPHA=-5)	MACH 1.600 BETA 0.000	REFL 10.0380 IN
(BOAD15)	GDHST 304-D B9J (ALPHA=-15) + 130G (ALPHA=-5)	ELEVON 0.000	REFB 1.4700 IN
			XNRF 6.4000 IN
			YNRF 0.0000 IN
			ZNRF 0.8610 IN
			SCALE 0.0035

GAP Z 4.380

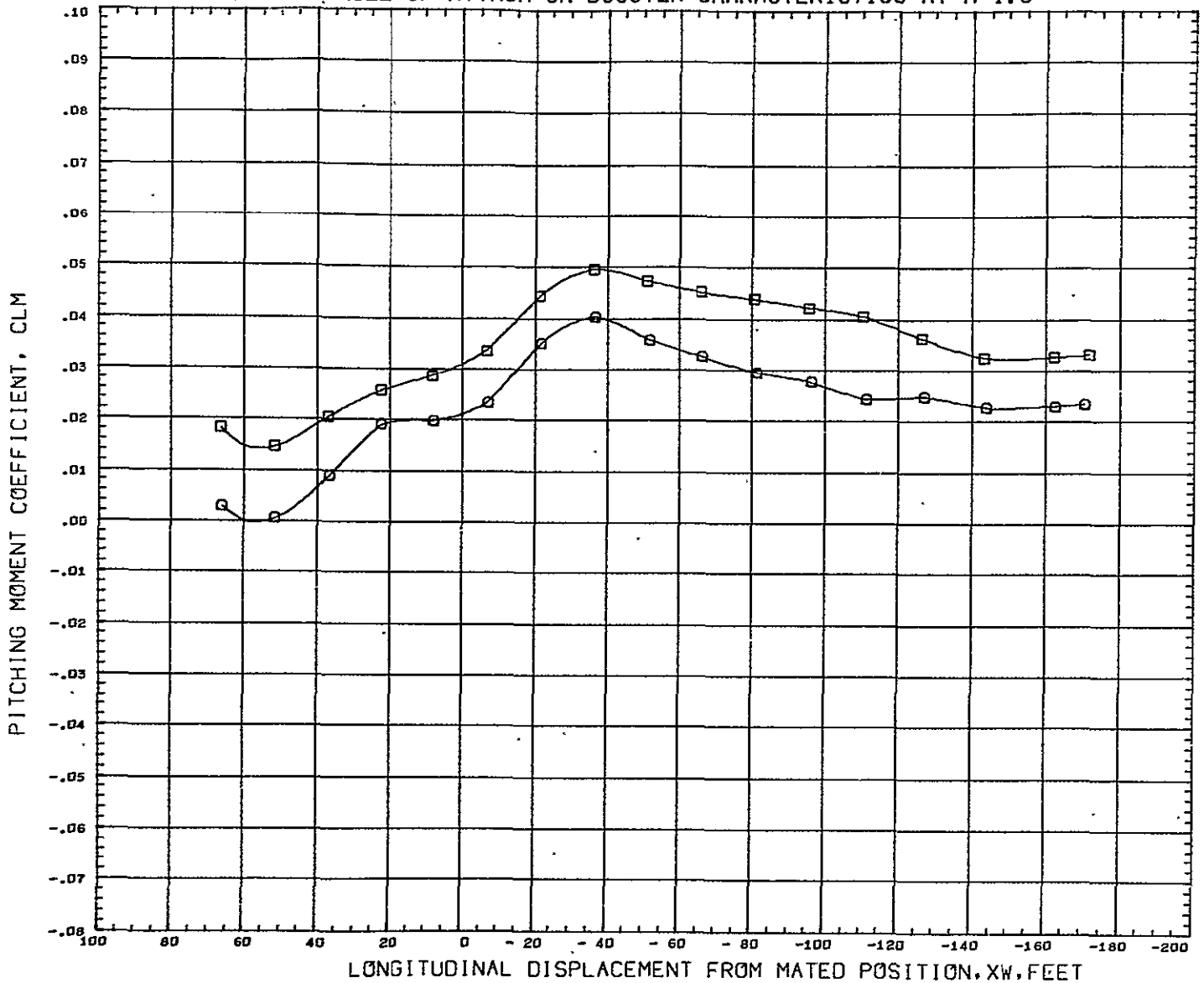
EFFECT OF BOOSTER ANGLE OF ATTACK ON BOOSTER CHARACTERISTICS AT M=1.6



DATA SET SYMBOL	CONFIGURATION DESCRIPTION	PARAMETRIC VALUES	REFERENCE INFORMATION
(BOAD13)	GDHST 304-0 B9J (ALPHA=-5) + 130G (ALPHA=-5)	ALPHA0 - 5.000 ALPHA8 - 5.000	REF'S 12.6740 SQ IN
(BOAD14)	GDHST 304-0 B9J (ALPHA=-10) + 130G (ALPHA=-5)	MACH 1.600 BETA 0.000	REFL 10.0380 IN
(BOAD15)	GDHST 304-0 B9J (ALPHA=-15) + 130G (ALPHA=-5)	ELEVON 0.000	REFB 1.4700 IN
			XMRP 6.4000 IN
			YMRP 0.0000 IN
			ZMRP 0.8610 IN
			SCALE 0.0035

GAF Z 54.380

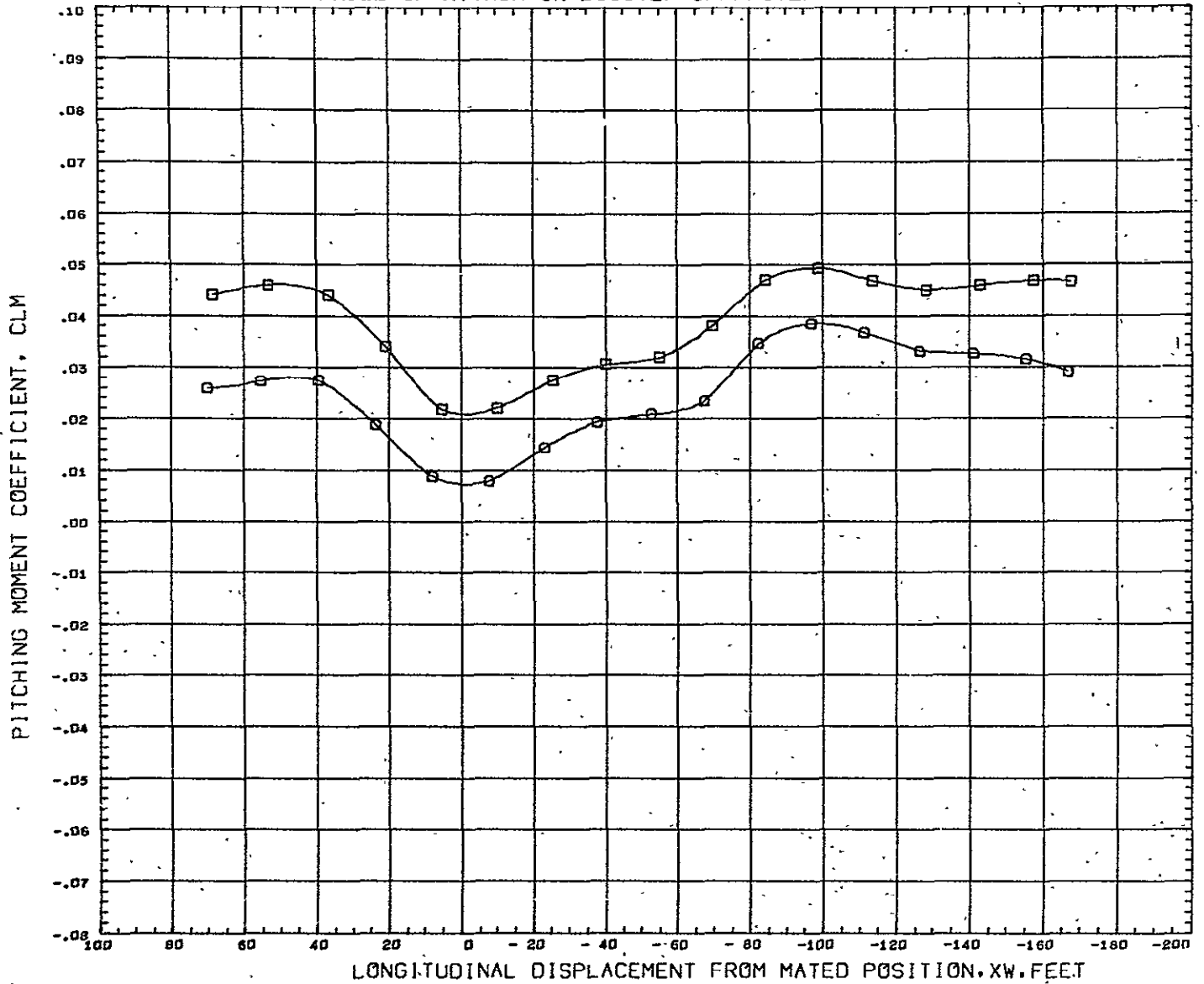
EFFECT OF BOOSTER ANGLE OF ATTACK ON BOOSTER CHARACTERISTICS AT M=1.6



DATA SET SYMBOL	CONFIGURATION DESCRIPTION	PARAMETRIC VALUES	REFERENCE INFORMATION
(20A016)	GDHST 304-D 89J (ALPHA=-10) + 130G (ALPHA=-10)	ALPHA0 - 10.000 ALPHA8 - 10.000	REFS 12.6740 SQ IN
(20A017)	GDHST 304-D 89J (ALPHA=-15) + 130G (ALPHA=-10)	MACH 1.600 BETA 0.000	REFL 10.0380 IN
		ELEVON 0.000	REFB 1.4700 IN
			XMRP 6.4000 IN
			YMRP 0.0000 IN
			ZMRP 0.8610 IN
			SCALE 0.0035

GAP Z 4.380

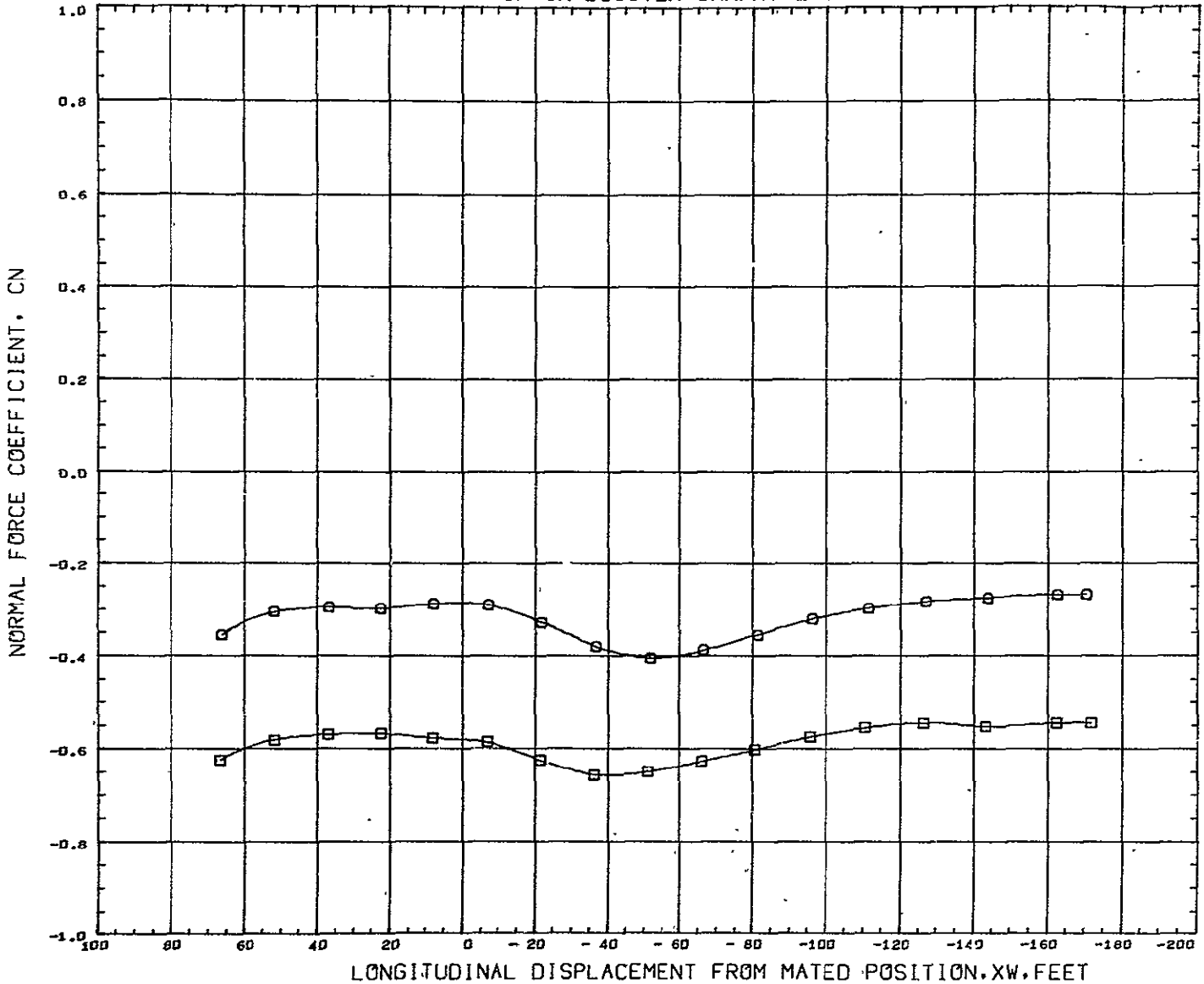
EFFECT OF BOOSTER ANGLE OF ATTACK ON BOOSTER CHARACTERISTICS AT M=1.6



DATA SET SYMBOL	CONFIGURATION DESCRIPTION	PARAMETRIC VALUES		REFERENCE INFORMATION				
(B0AD16)	□ GCHST 304-D B9J (ALPHA=-10) + 130G (ALPHA=-10)	ALPHA0	- 10.000	ALPHA8	- 10.000	REFS	12.6740	SQ IN
(B0AD17)	○ GCHST 304-D B9J (ALPHA=-15) + 130G (ALPHA=-10)	MACH	1.600	BETA	0.000	REFL	10.0380	IN.
		ELEVON	0.000			REFB	1.4700	IN
						XMRP	6.4000	IN
						YMRP	0.0000	IN
						ZMRP	0.8610	IN
						SCALE	0.0035	

GAF Z 54,380

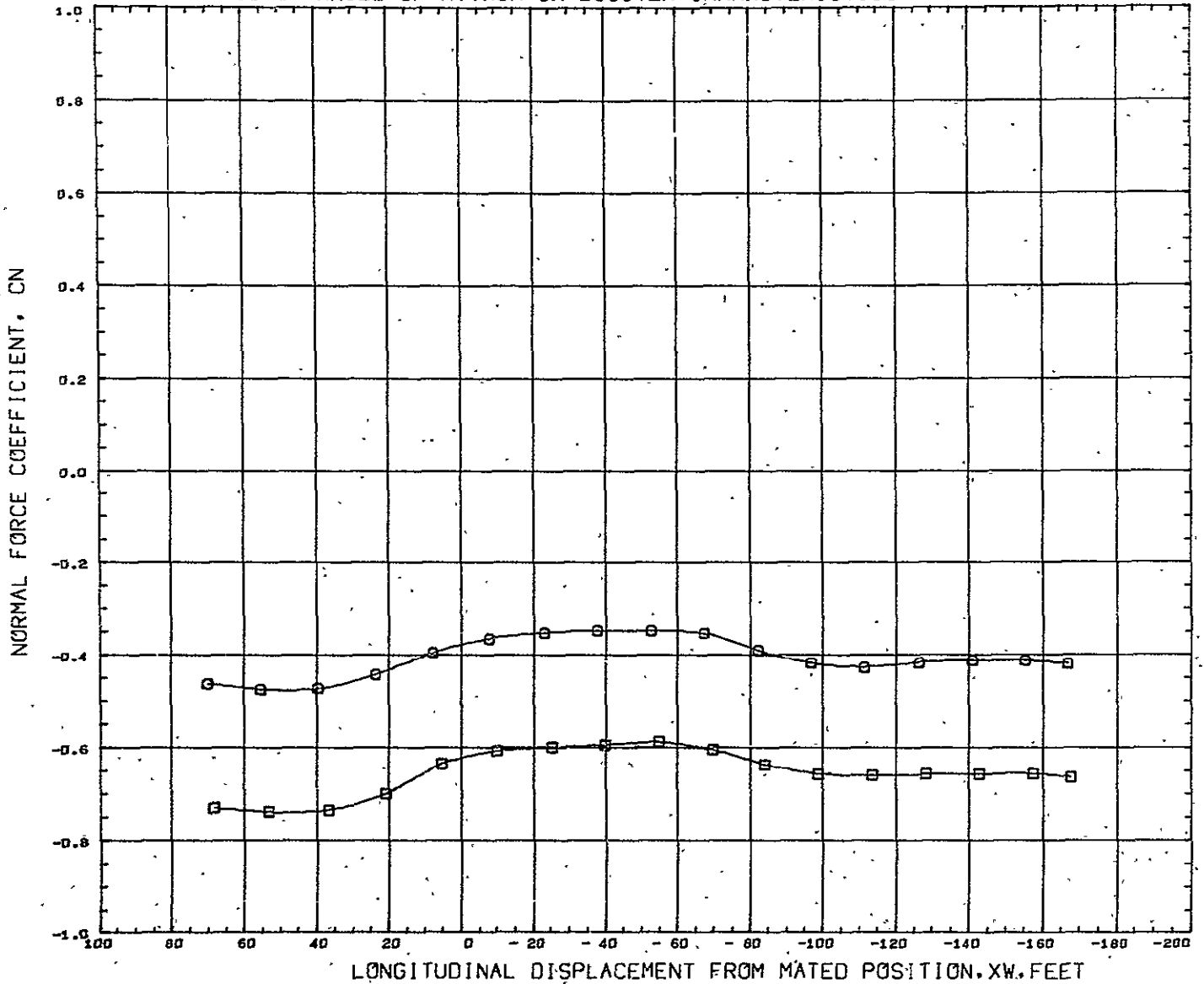
EFFECT OF BOOSTER ANGLE OF ATTACK ON BOOSTER CHARACTERISTICS AT M=1.6



DATA SET SYMBOL	CONFIGURATION DESCRIPTION	PARAMETRIC VALUES		REFERENCE INFORMATION				
(BOAD16)	GCHST 304-0 B9J (ALPHA=-10) + 130G (ALPHA=-10)	ALPHA0	- 10.000	ALPHA0	- 10.000	REFS	12.6740	SQ IN
(BOAD17)	GCHST 304-0 B9J (ALPHA=-15) + 130G (ALPHA=-10)	MACH	1.600	BETA	0.000	REFL	10.0380	IN
		ELEVON	0.000			REFB	1.4700	IN
						XMRP	6.4000	IN
						YMRP	0.0000	IN
						ZMRP	9.8610	IN
						SCALE	0.0035	

GAF Z 4.380

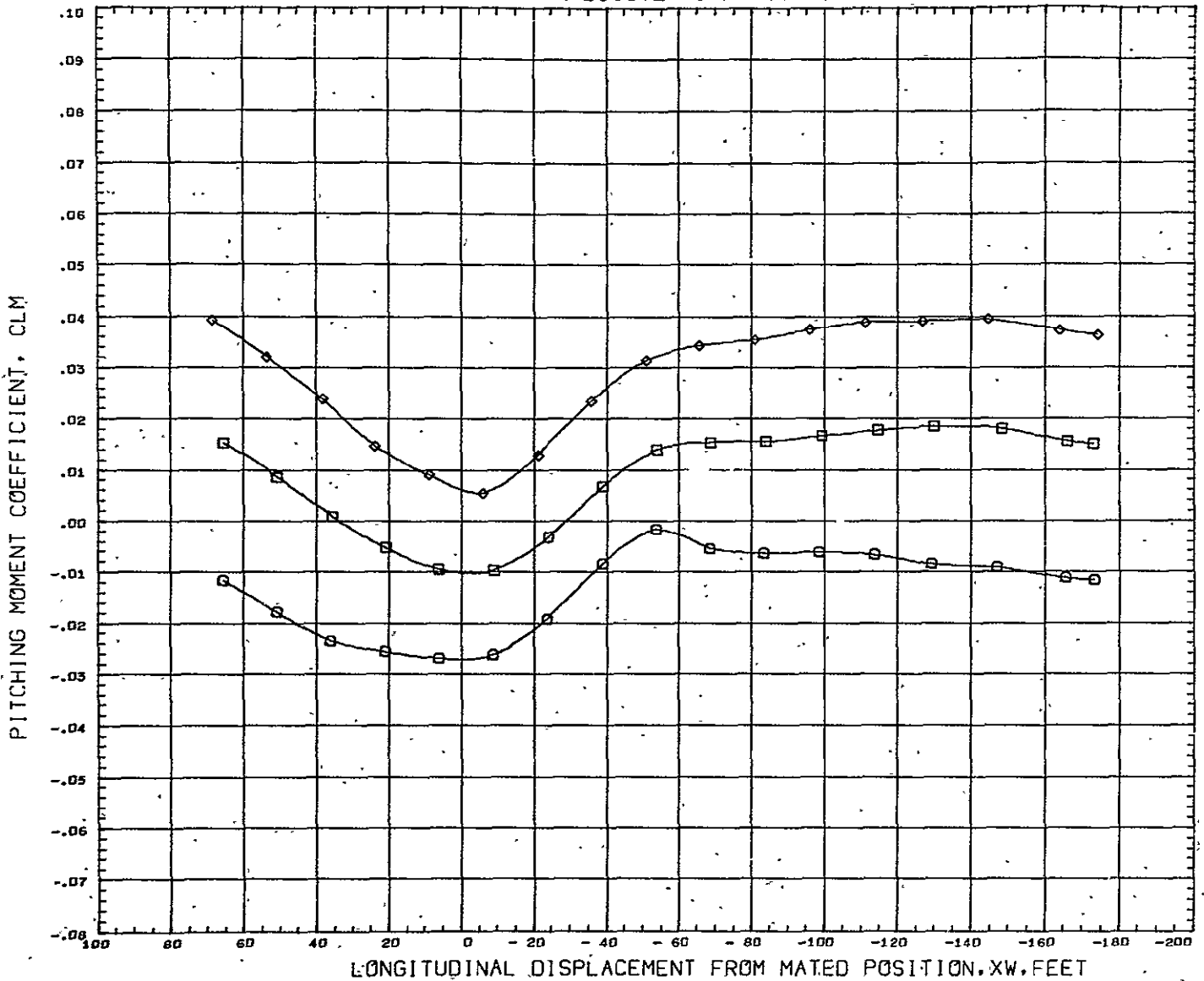
EFFECT OF BOOSTER ANGLE OF ATTACK ON BOOSTER CHARACTERISTICS AT M=1.6



DATA SET SYMBOL	CONFIGURATION DESCRIPTION	PARAMETRIC VALUES	REFERENCE INFORMATION
(E0A016)	GDHST 304-D B9J (ALPHA=-10) + 130G (ALPHA=-10)	ALPHA0 - 10.000 ALPHAB - 10.000	REFS 12.6740 SQ IN
(E0A017)	GDHST 304-D B9J (ALPHA=-15) + 130G (ALPHA=-10)	MACH 1.600 BETA 0.000	REFL 10.0380 IN
		ELEVON 0.000	REFB 1.4700 IN
			XMRP 6.4000 IN
			YMRP 0.0000 IN
			ZMRP 0.8610 IN
			SCALE 0.0035

GAF Z 54,380

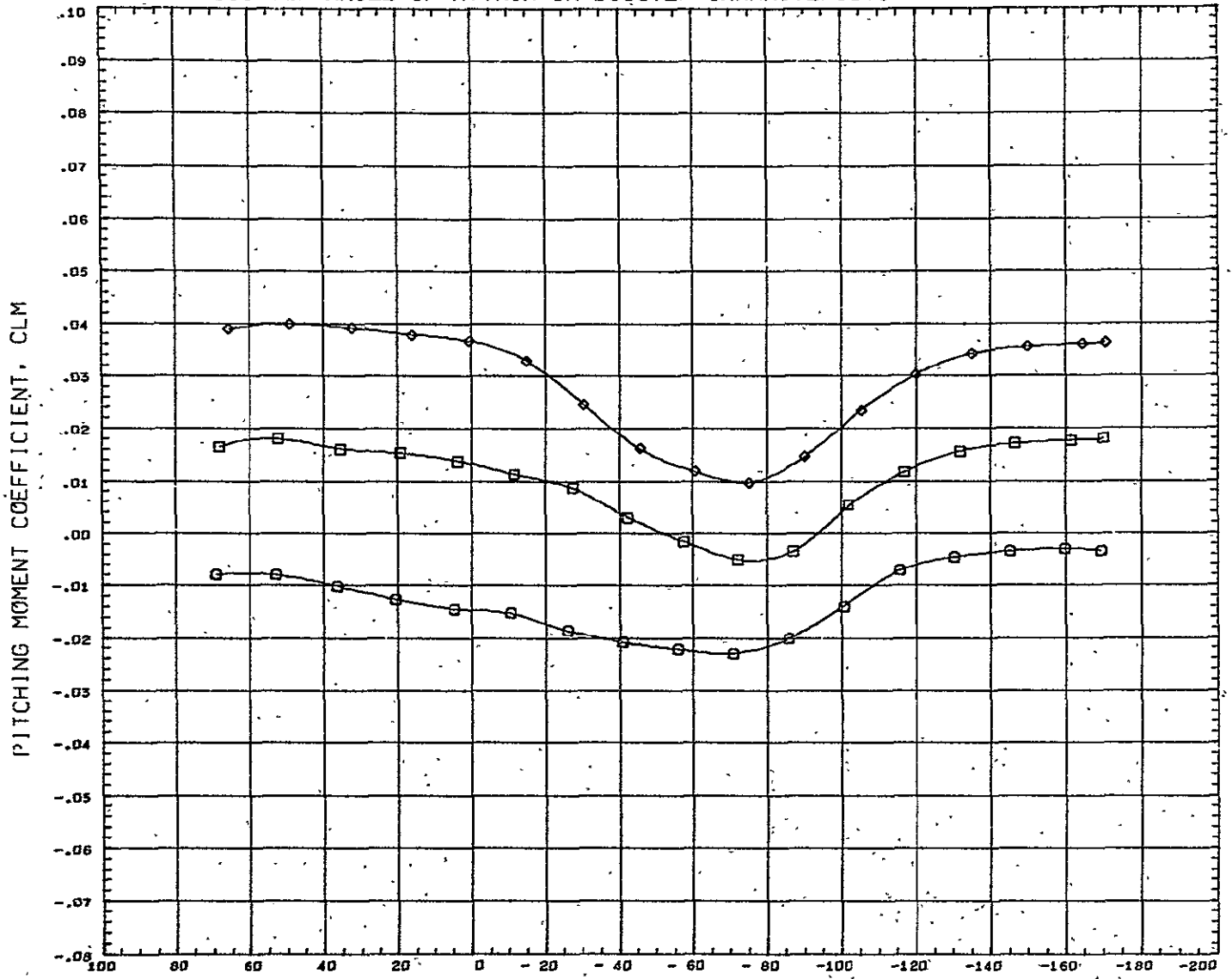
EFFECT OF BOOSTER ANGLE OF ATTACK ON BOOSTER CHARACTERISTICS AT M=1.6



DATA SET SYMBOL	CONFIGURATION DESCRIPTION	PARAMETRIC VALUES	REFERENCE INFORMATION
(B0A031)	GDHST 304-D B9J (ALPHA= 0) + 134B (ALPHA= 0)	ALPHA0 0.000 ALPHA0 0.000	REFS 12.6740 SQ IN
(B0A032)	GDHST 304-D B9J (ALPHA=- 5) + 134B (ALPHA= 0)	MACH 1.600 BETA 0.000	REFL 10.0380 IN
(B0A033)	GDHST 304-D B9J (ALPHA=-10) + 134B (ALPHA= 0)	ELEVON 0.000	REFB 1.4700 IN
			XMRP 6.4000 IN
			YMRP 0.0000 IN
			ZMRP 0.8610 IN
			SCALE 0.0035

GAF Z 4.380

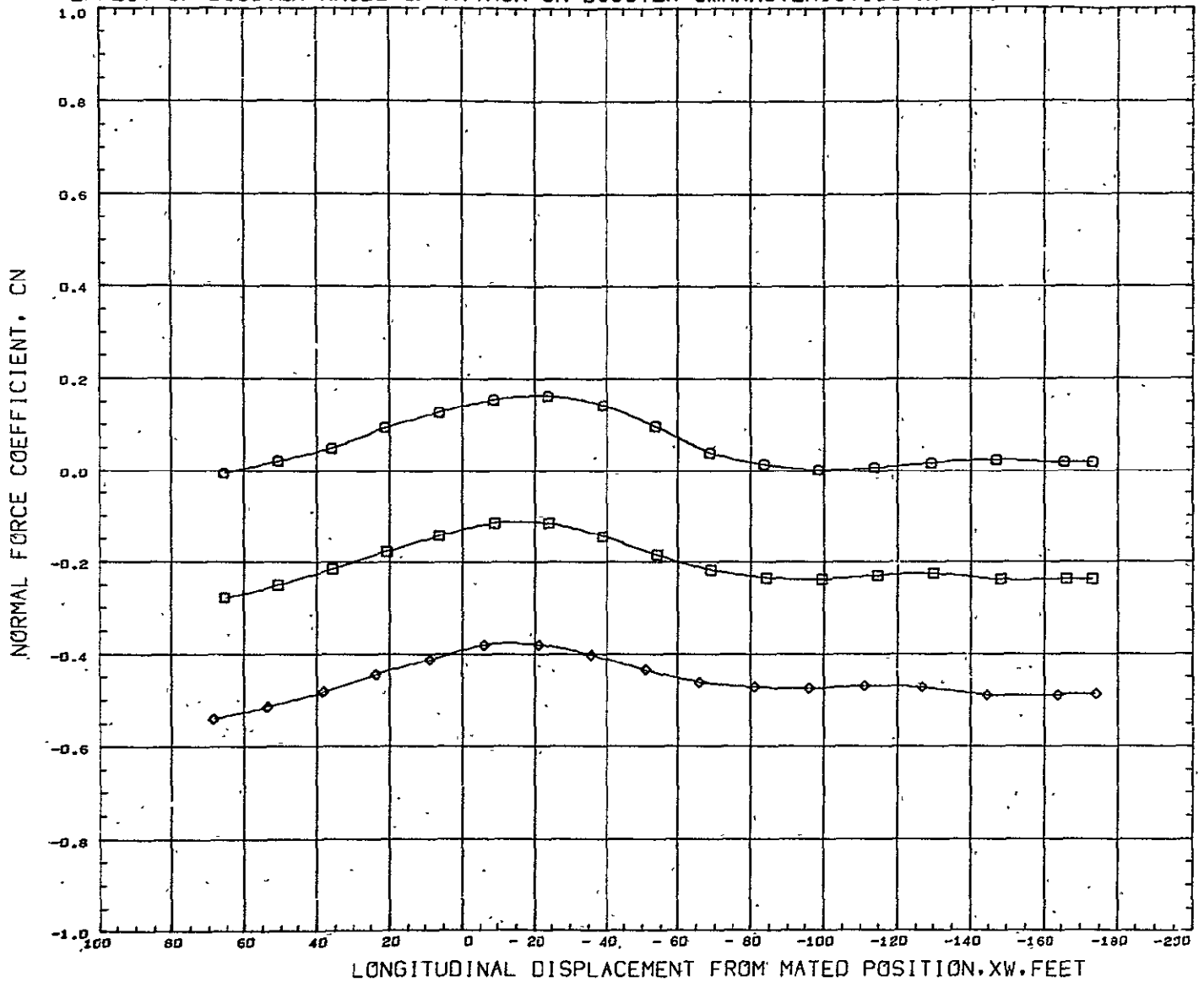
EFFECT OF BOOSTER ANGLE OF ATTACK ON BOOSTER CHARACTERISTICS AT M=1.6



LONGITUDINAL DISPLACEMENT FROM MATED POSITION, XW, FEET

DATA SET SYMBOL	CONFIGURATION DESCRIPTION	PARAMETRIC VALUES	REFERENCE INFORMATION
(B0A031)	GDHST 304-D 89J (ALPHA= 0) + 134B (ALPHA= 0)	ALPHA0 0.000 ALPHAB 0.000	REFS 12.6740 SQ IN
(B0A032)	GDHST 304-D 89J (ALPHA=- 5) + 134B (ALPHA= 0)	MACH 1.600 BETA 0.000	REFL 10.0380 IN
(B0A033)	GDHST 304-D 89J (ALPHA=-10) + 134B (ALPHA= 0)	ELEVON 0.000	REFB 1.4700 IN
			XMRP 6.4000 IN
			YMRP 0.0000 IN
			ZMRP 0.8610 IN
			SCALE 0.0035

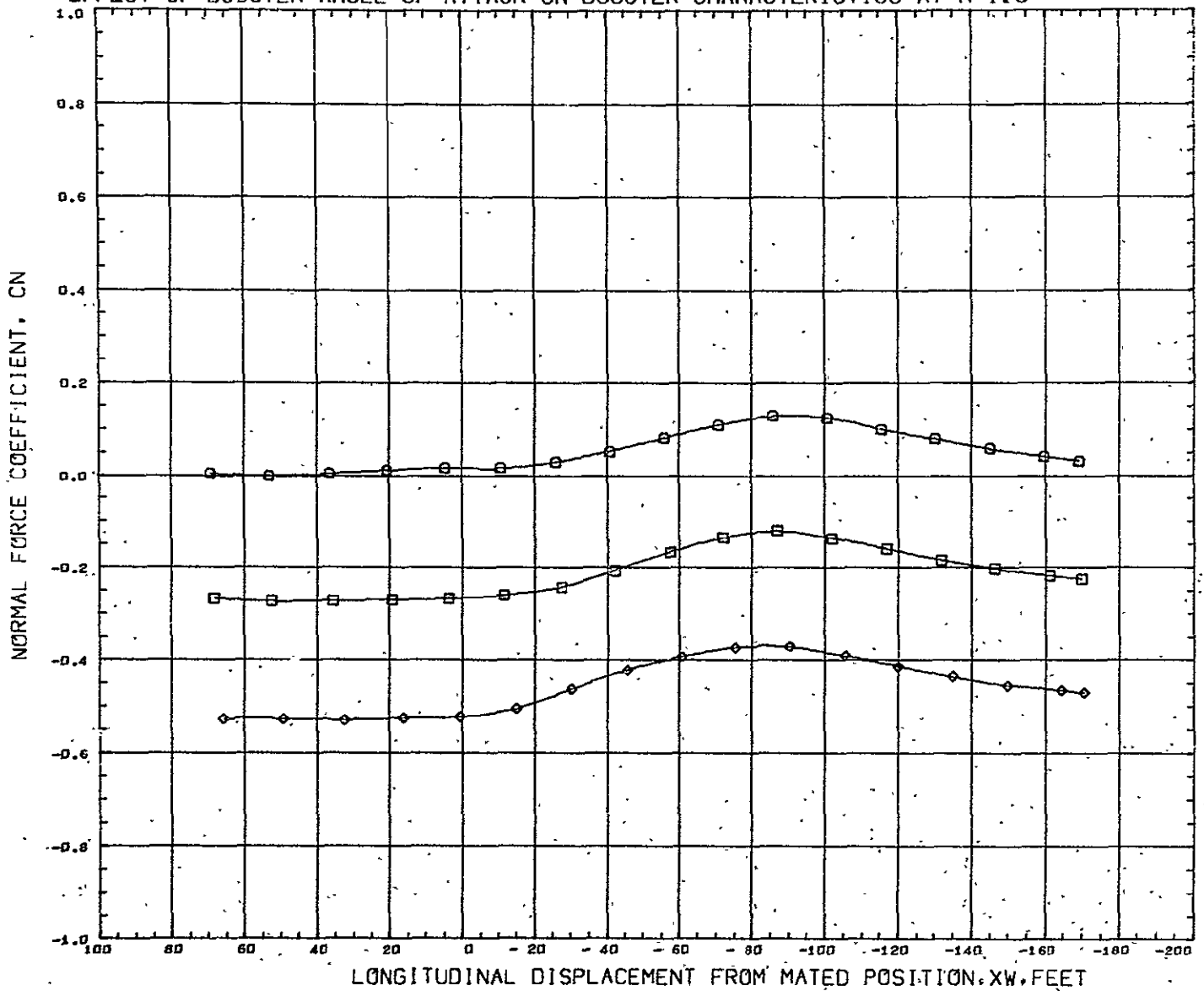
EFFECT OF BOOSTER ANGLE OF ATTACK ON BOOSTER CHARACTERISTICS AT M=1.6



DATA SET SYMBOL	CONFIGURATION DESCRIPTION	PARAMETRIC VALUES	REFERENCE INFORMATION
(B0A031)	GDHST 304-0 89J (ALPHA= 0) + 134B (ALPHA= 0)	ALPHA0 0.000 ALPHAB 0.000	REFS 12.6740 SQ IN
(B0A032)	GDHST 304-0 89J (ALPHA=- 5) + 134B (ALPHA= 0)	MACH 1.600 BETA 0.000	REFL 10.0380 IN
(B0A033)	GDHST 304-0 89J (ALPHA=-10) + 134B (ALPHA= 0)	ELEVON 0.000	REFB 1.4700 IN
			XMRP 6.4000 IN
			YMRP 0.0000 IN
			ZMRP 0.8610 IN
			SCALE 0.0035

CAF 2- 4.380

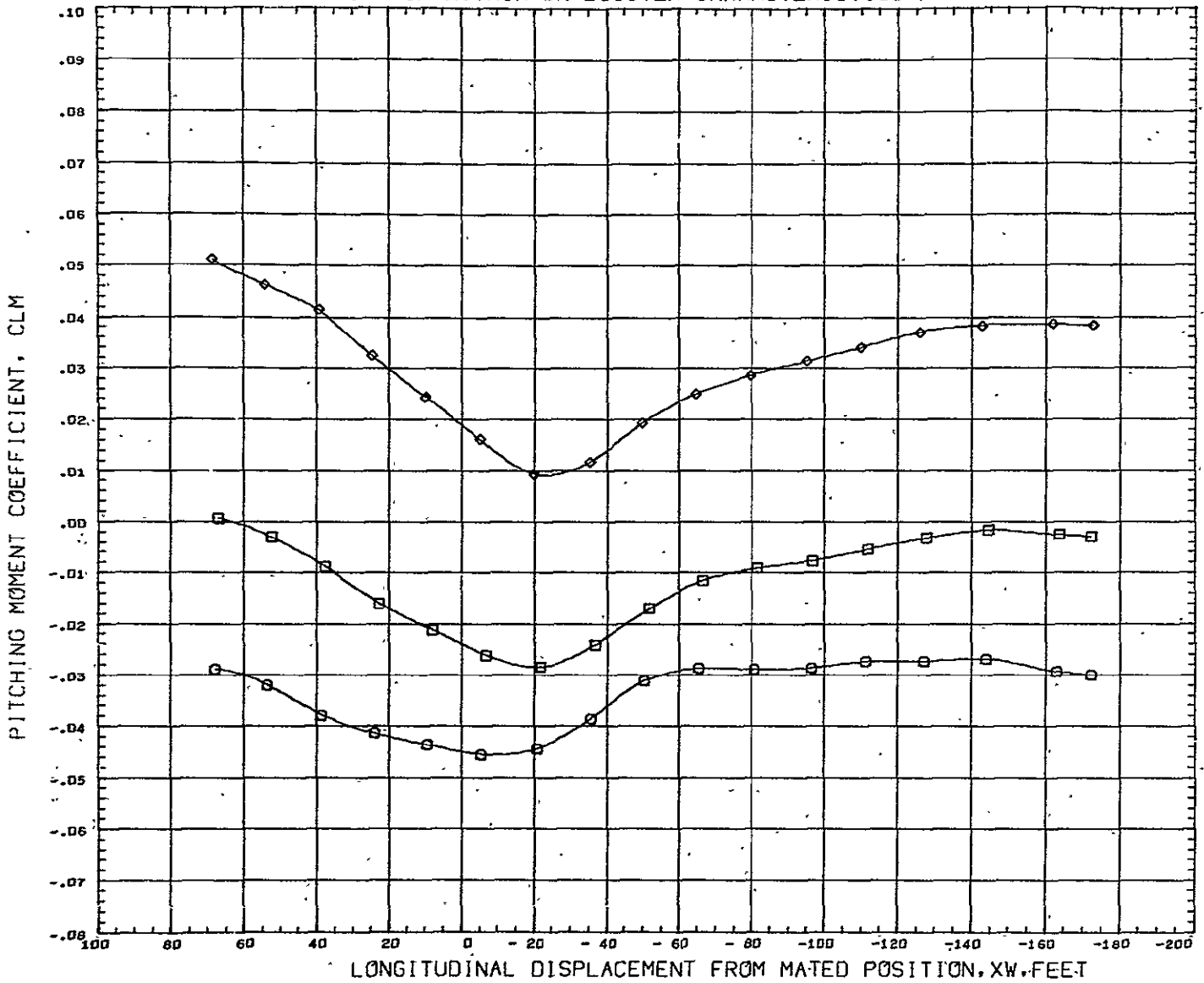
EFFECT OF BOOSTER ANGLE OF ATTACK ON BOOSTER CHARACTERISTICS AT M=1.6



DATA SET SYMBOL	CONFIGURATION DESCRIPTION	PARAMETRIC VALUES	REFERENCE INFORMATION
(B0A031)	GDHST 304-0 B9J (ALPHA= 0) + 134B (ALPHA= 0)	ALPHA0 0.000	REFS 12.6740 SQ IN
(B0A032)	GDHST 304-0 B9J (ALPHA=- 5) + 134B (ALPHA= 0)	MACH 1.600	REFL 10.0380 IN
(B0A033)	GDHST 304-0 B9J (ALPHA=-10) + 134B (ALPHA= 0)	ELEVON 0.000	REFB 1.4700 IN
			XMRP 6.4000 IN
			YMRP 0.0000 IN
			ZMRP 0.8610 IN
			SCALE 0.0035

GAP Z 54.380

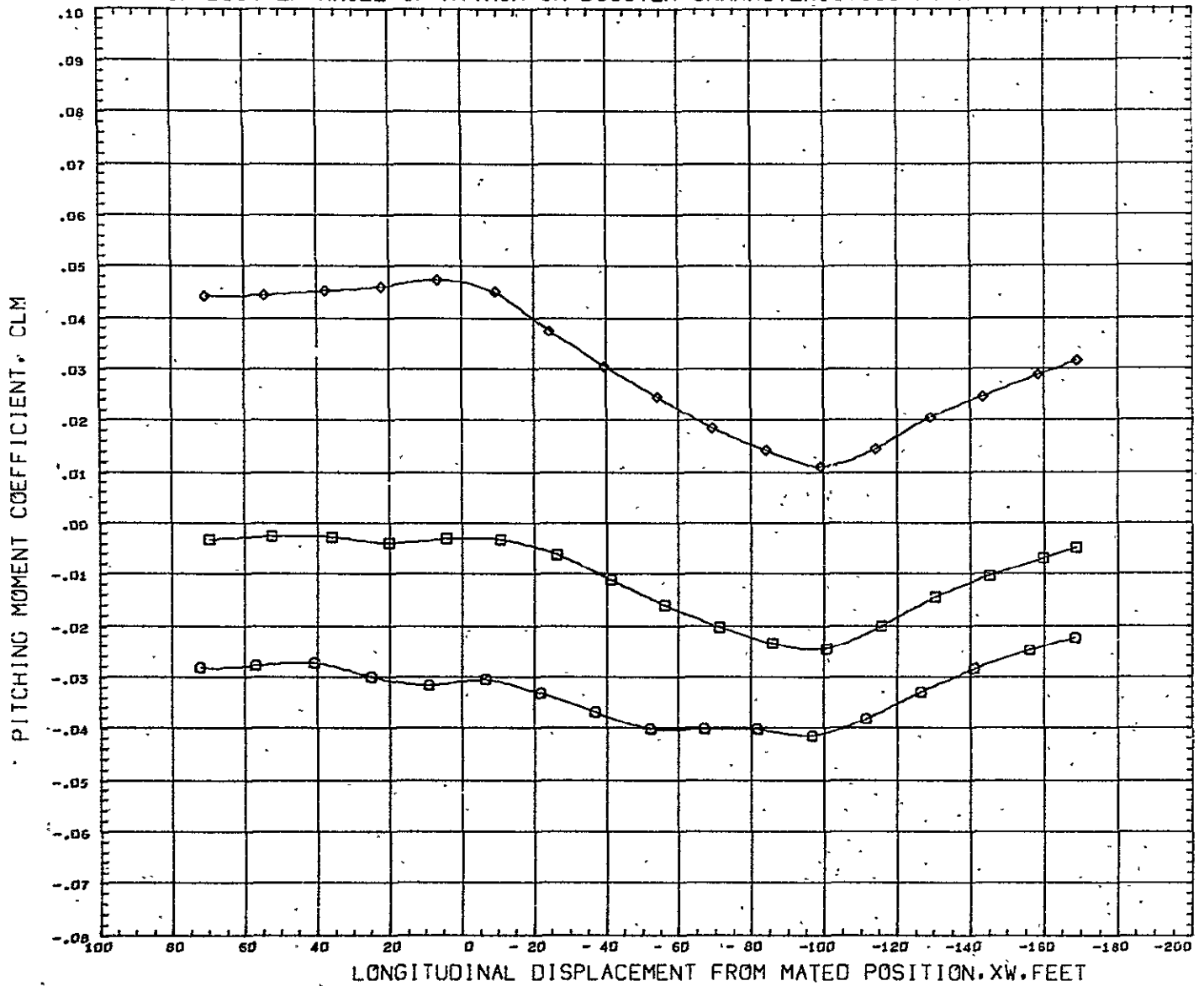
EFFECT OF BOOSTER ANGLE OF ATTACK ON BOOSTER CHARACTERISTICS AT M=1.6



DATA SET SYMBOL	CONFIGURATION DESCRIPTION	PARAMETRIC VALUES			REFERENCE INFORMATION		
(B0A035)	GDHST 304-D B9J (ALPHA=+ 5) + 134B (ALPHA=+ 5)	ALPHA0	5.000	ALPHAB	5.000	REFS	12.6740 SQ IN
(B0A036)	GDHST 304-D B9J (ALPHA= 0) + 134B (ALPHA=+ 5)	MACH	1.600	BETA	0.000	REFL	10.0380 IN
(B0A038)	GDHST 304-D B9J (ALPHA=-10) + 134B (ALPHA=+ 5)	ELEVON	0.000			REFB	1.4700 IN
						XHRP	6.4000 IN
						YHRP	0.0000 IN
						ZHRP	0.8610 IN
						SCALE	0.0035

GAF Z 4.380

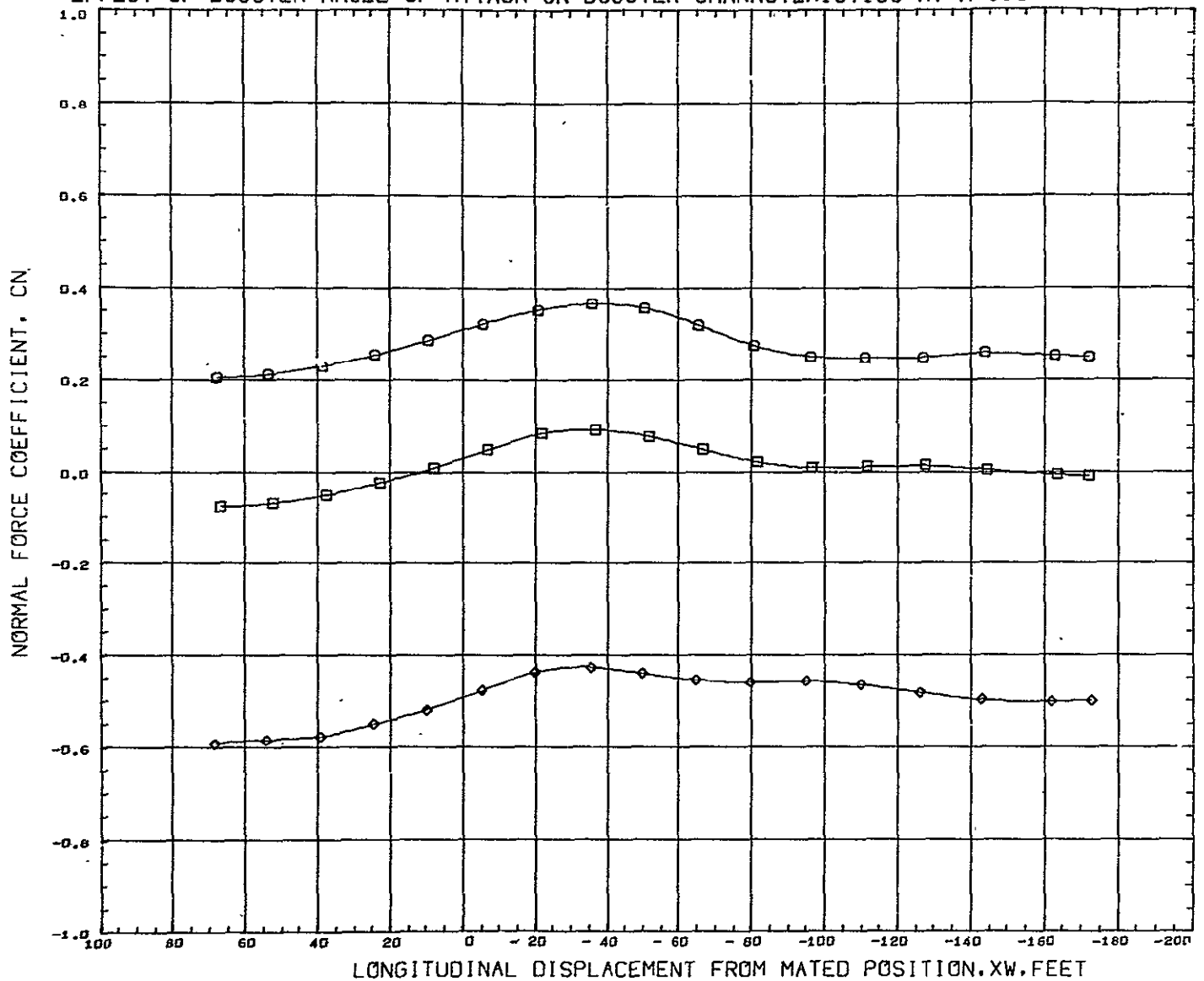
EFFECT OF BOOSTER ANGLE OF ATTACK ON BOOSTER CHARACTERISTICS AT M=1.6



DATA SET SYMBOL	CONFIGURATION DESCRIPTION	PARAMETRIC VALUES	REFERENCE INFORMATION
(B0A035)	GDHST 304-D B9J (ALPHA=+ 5) + 134B (ALPHA=+ 5)	ALPHA0 5.000 ALPHA8 5.000	REFS 12.6740 SQ IN
(B0A036)	GDHST 304-D B9J (ALPHA= 0) + 134B (ALPHA=+ 5)	MACH 1.600 BETA 0.000	REFL 10.0380 IN
(B0A038)	GDHST 304-D B9J (ALPHA=-10) + 134B (ALPHA=+ 5)	ELEVON 0.000	REFB 1.4700 IN
			XMRP 6.4000 IN
			YMRP 10.0000 IN
			ZMRP 0.8610 IN
			SCALE 0.0035

GAP Z 54.380

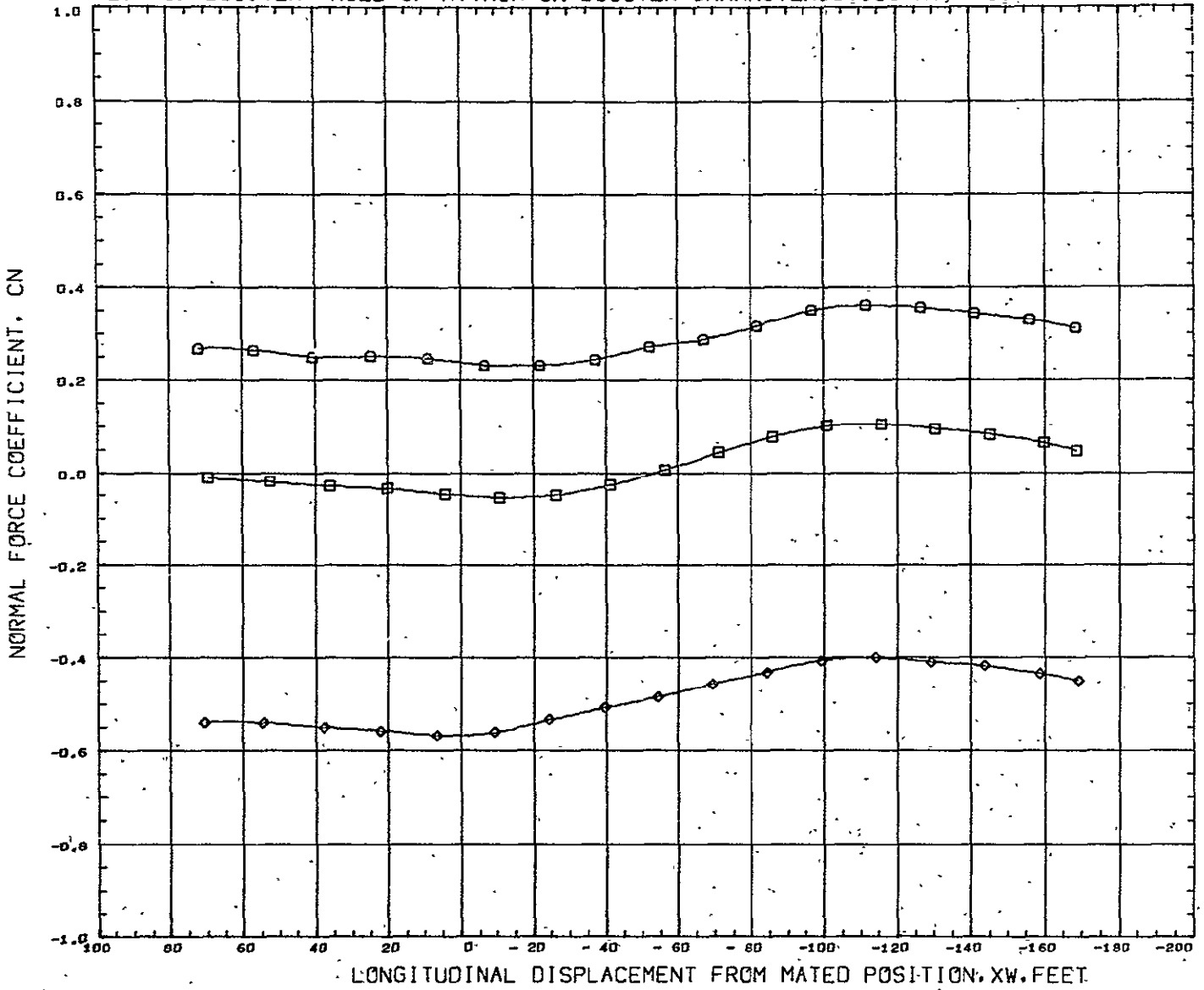
EFFECT OF BOOSTER ANGLE OF ATTACK ON BOOSTER CHARACTERISTICS AT M=1.6



DATA SET SYMBOL	CONFIGURATION DESCRIPTION	PARAMETRIC VALUES	REFERENCE INFORMATION
(BOA035)	GDHST 304-D B9J (ALPHA=+ 5) + 134B (ALPHA=+ 5)	ALPHA0 5.000 ALPHAB 5.000	REFS 12.6740 SQ IN
(BOA036)	GDHST 304-D B9J (ALPHA= 0) + 134B (ALPHA=+ 5)	MACH 1.600 BETA 0.000	REFL 10.9380 IN
(BOA038)	GDHST 304-D B9J (ALPHA=-10) + 134B (ALPHA=+ 5)	ELEVON 0.000	REFB 1.4700 IN
			XMRP 6.4000 IN
			YMRP 0.0000 IN
			ZMRP 0.8610 IN
			SCALE 0.0035

GAF Z 4.380

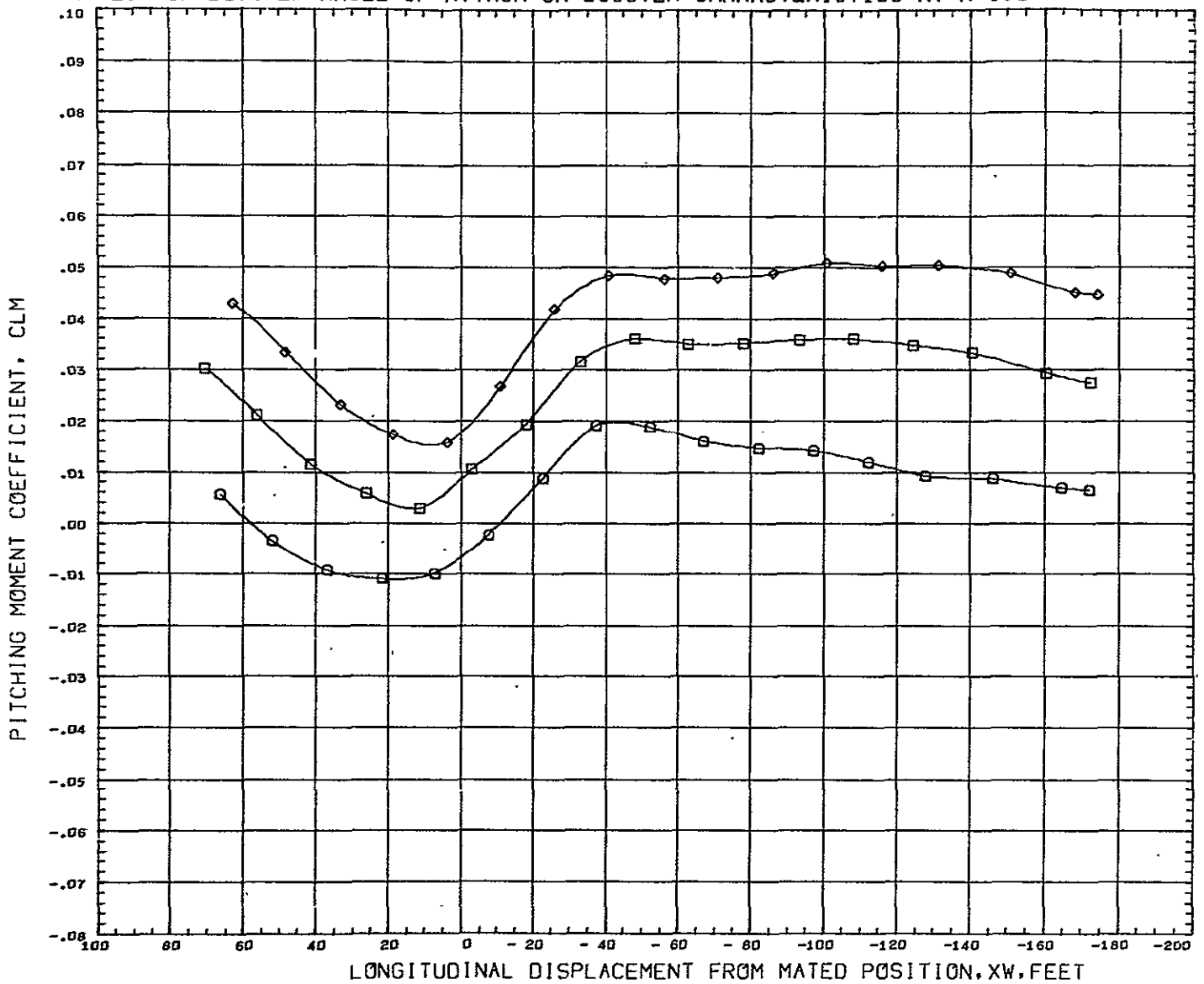
EFFECT OF BOOSTER ANGLE OF ATTACK ON BOOSTER CHARACTERISTICS AT M=1.6



DATA SET SYMBOL	CONFIGURATION DESCRIPTION	PARAMETRIC VALUES	REFERENCE INFORMATION
(BOAD35)	GDHST 304-D B9J (ALPHA=+ 5) + 134B (ALPHA=+ 5)	ALPHA0 5.000 ALPHA8 5.000	REFS -12.6740 SQ IN
(BOAD36)	GDHST 304-D B9J (ALPHA= 0) + 134B (ALPHA=+ 5)	MACH 1.600 BETA 0.000	REFL 10.0380 IN
(BOAD38)	GDHST 304-D B9J (ALPHA=-10) + 134B (ALPHA=+ 5)	ELEVON 0.000	REFB 1.4700 IN
			XNRP 6.4000 IN
			YNRP 0.0000 IN
			ZNRP 0.8610 IN
			SCALE 0.0035

GAP Z 54.380

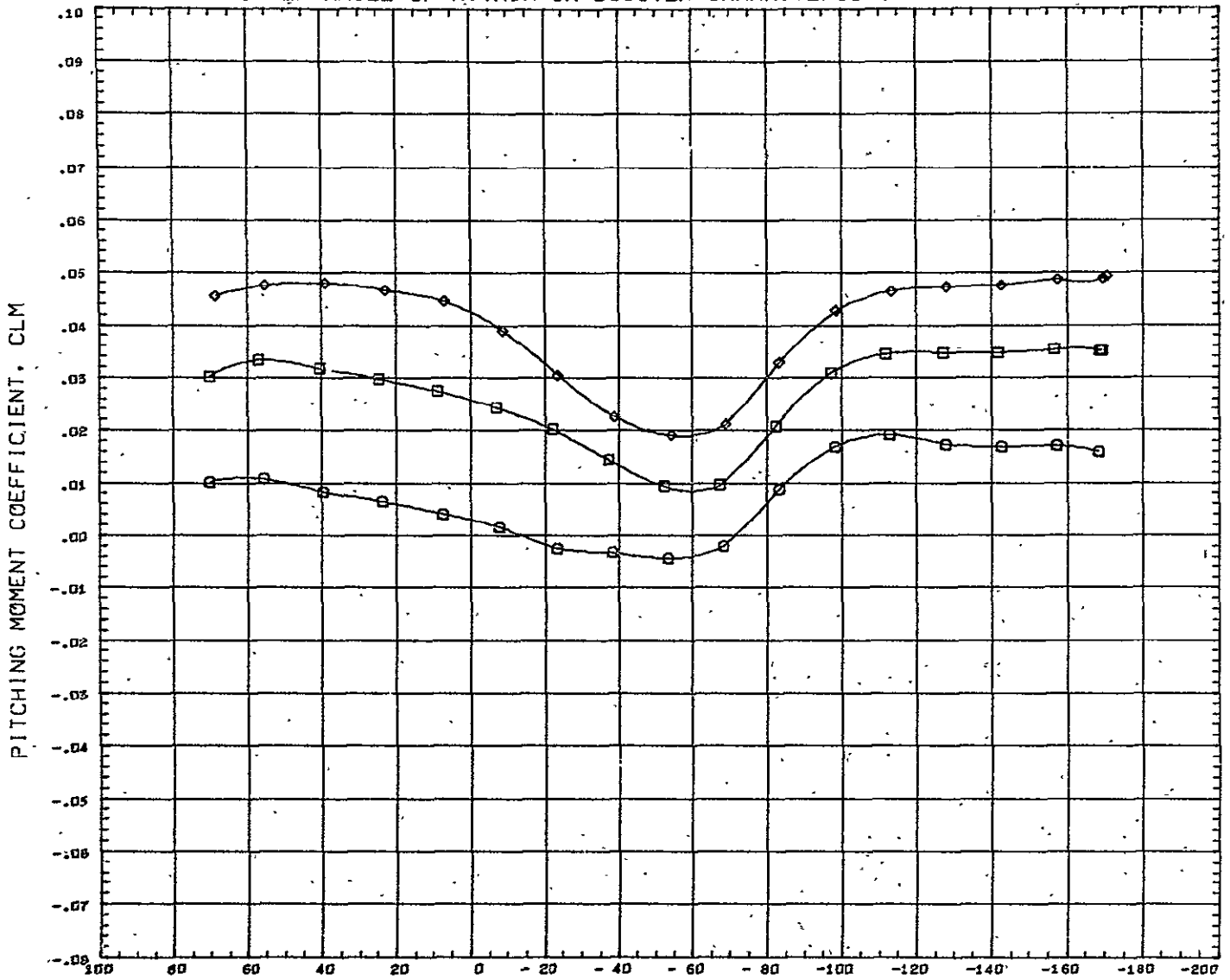
EFFECT OF BOOSTER ANGLE OF ATTACK ON BOOSTER CHARACTERISTICS AT M=1.6



DATA SET	SYMBOL	CONFIGURATION DESCRIPTION	PARAMETRIC VALUES		REFERENCE INFORMATION				
(80AD39)	◇	GDHST 3D4-D B9J (ALPHA=-5) + 134B (ALPHA=-5)	ALPHA0	- 5.000	ALPHA8	- 5.000	REFS	12.6740	SQ IN
(80AD40)	□	GDHST 3D4-D B9J (ALPHA=-10) + 134B (ALPHA=-5)	MACH	1.600	BETA	0.000	REFL	10.9380	IN
(80AD41)	○	GDHST 3D4-D B9J (ALPHA=-15) + 134B (ALPHA=-5)	ELEVON	0.000			REFD	1.4700	IN
							XMRP	6.4000	IN
							YMRP	0.0000	IN
							ZMRP	0.8610	IN
							SCALE	0.0035	

GAP Z 4.380

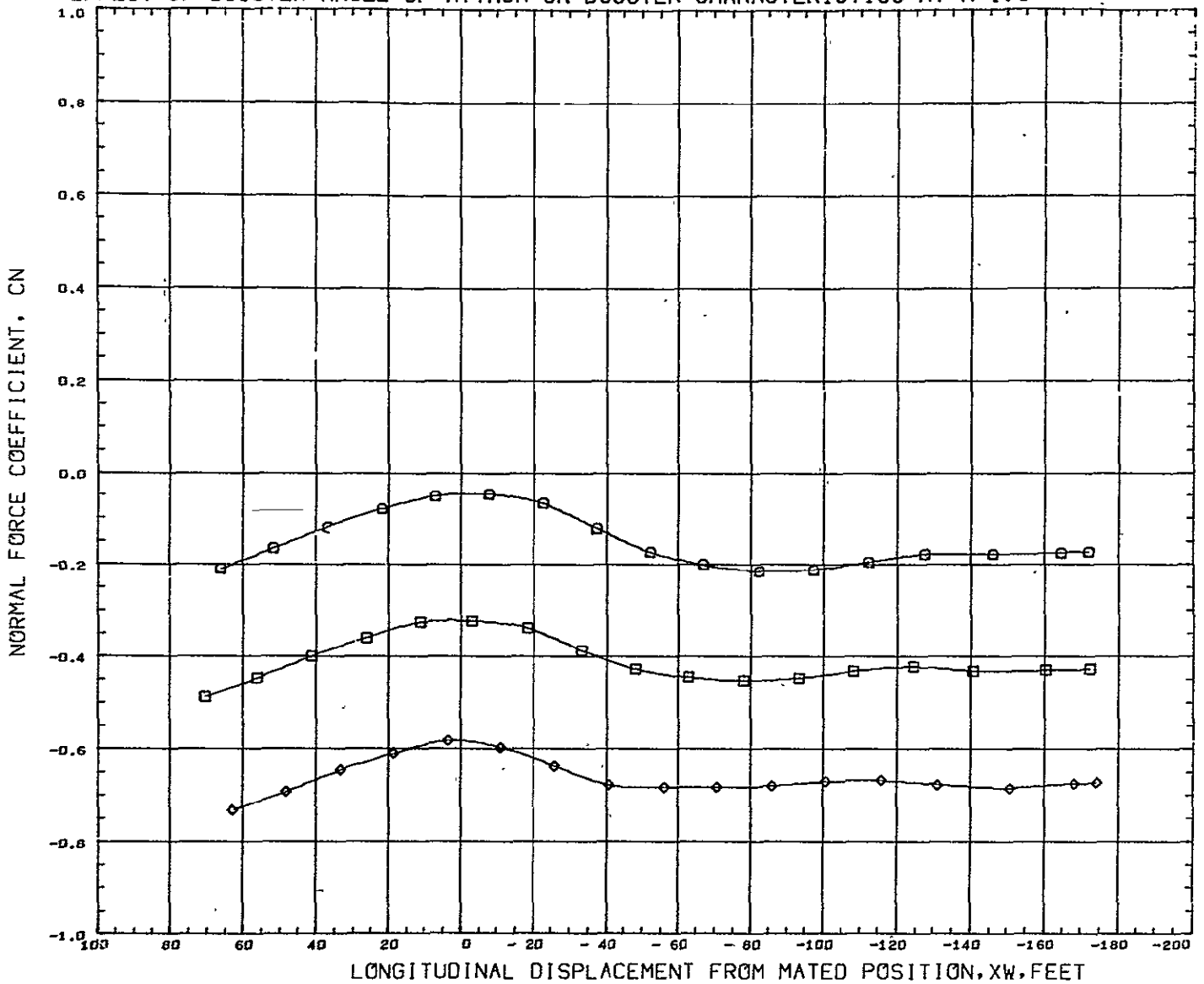
EFFECT OF BOOSTER ANGLE OF ATTACK ON BOOSTER CHARACTERISTICS AT M=1.6



LONGITUDINAL DISPLACEMENT FROM MATED POSITION, XW, FEET

DATA SET SYMBOL	CONFIGURATION DESCRIPTION	PARAMETRIC VALUES	REFERENCE INFORMATION
(BOAD39)	GDHST 304-0 B9J(ALPHA=-5) + 134B(ALPHA=-5)	ALPHA0 - 5.000 ALPHA8 - 5.000	REFS 12.6740 SQ IN
(BOAD40)	GDHST 304-0 B9J(ALPHA=-10) + 134B(ALPHA=-5)	MACH 1.600 BETA 0.000	REFL 10.0380 IN
(BOAD41)	GDHST 304-0 B9J(ALPHA=-15) + 134B(ALPHA=-5)	ELEVON 0.000	REFB 1.4700 IN
			XMRP 6.4000 IN
			YMRP 0.0000 IN
			ZMRP 0.8610 IN
			SCALE 0.0035

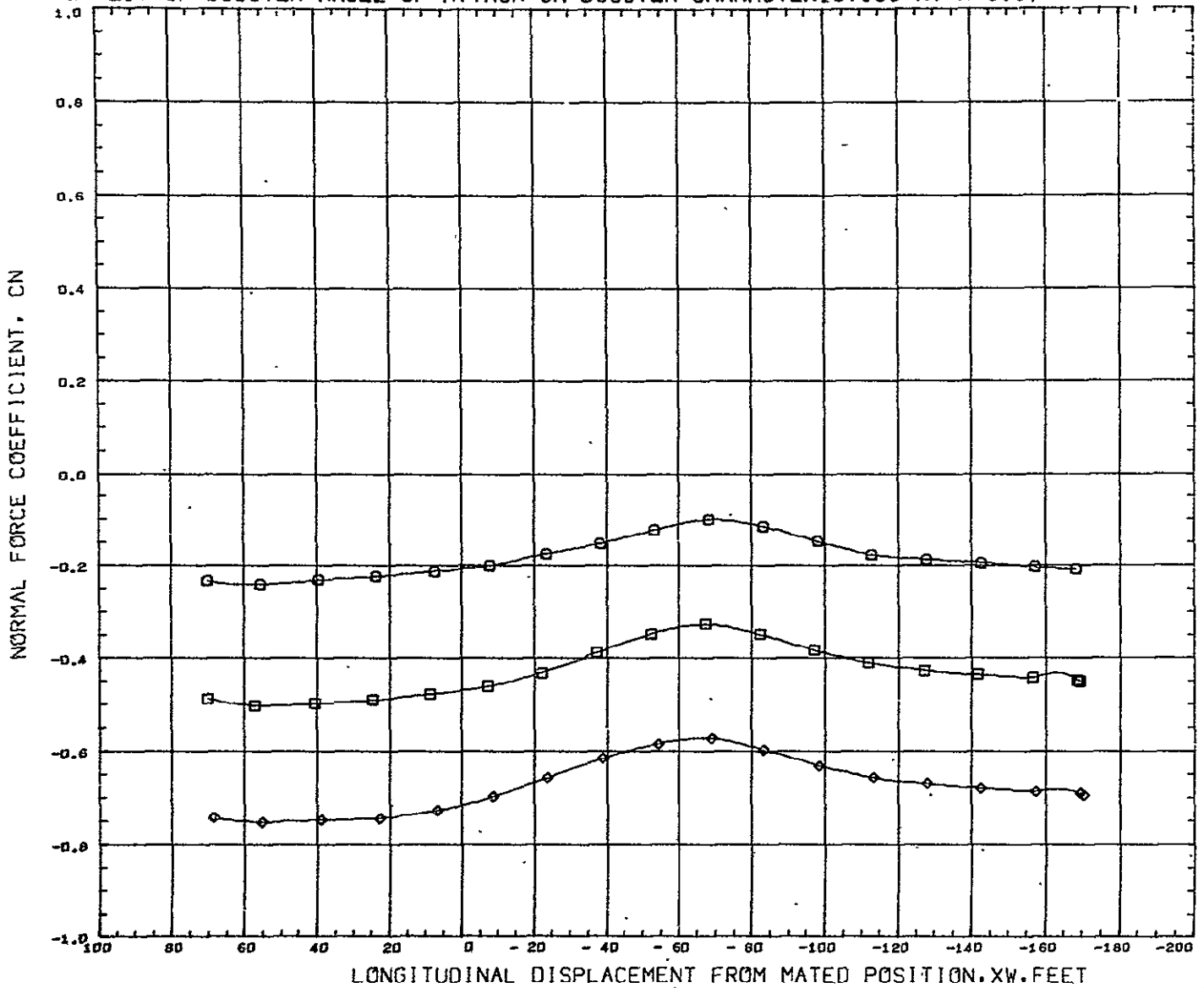
EFFECT OF BOOSTER ANGLE OF ATTACK ON BOOSTER CHARACTERISTICS AT M=1.6



DATA SET SYMBOL	CONFIGURATION DESCRIPTION	PARAMETRIC VALUES		REFERENCE INFORMATION					
(B0A039)	GDHST 304-D B9J (ALPHA=- 5) + 134B (ALPHA=- 5)	ALPHA0	- 5.000	ALPHA8	- 5.000	REFS	12.6740	SR	IN
(B0A040)	GDHST 304-D B9J (ALPHA=-10) + 134B (ALPHA=- 5)	MACH	1.600	BETA	0.000	REFL	10.0380		IN
(B0A041)	GDHST 304-D B9J (ALPHA=-15) + 134B (ALPHA=- 5)	ELEVON	0.000			REFB	1.4700		IN
						XMRP	6.4000		IN
						YMRP	0.0000		IN
						ZMRP	0.8610		IN
						SCALE	0.0035		

GAP Z 4.380

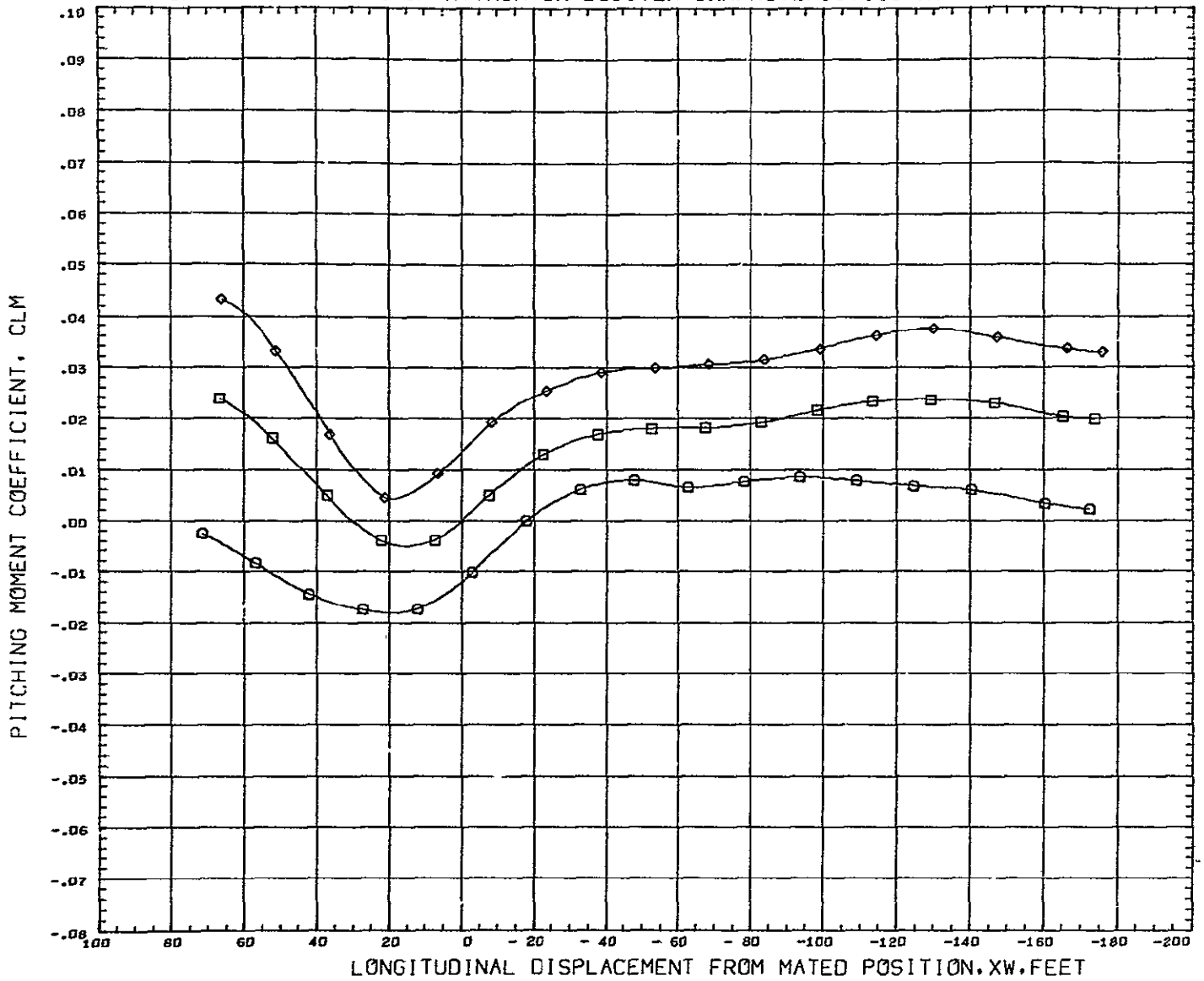
EFFECT OF BOOSTER ANGLE OF ATTACK ON BOOSTER CHARACTERISTICS AT M=1.6.



DATA SET SYMBOL	CONFIGURATION DESCRIPTION	PARAMETRIC VALUES	REFERENCE INFORMATION
(BOAG39)	GCHST 304-D B9J (ALPHA=-5) + 134B (ALPHA=-5)	ALPHA0 - 5.000 ALPHA8 - 5.000	REFS 12.6740 SQ IN
(BOAG40)	GCHST 304-D B9J (ALPHA=-10) + 134B (ALPHA=-5)	MACH 1.600 BETA 0.000	REFL 10.0380 IN
(BOAG41)	GCHST 304-D B9J (ALPHA=-15) + 134B (ALPHA=-5)	ELEVON 0.000	REFB 1.4700 IN
			XMRP 6.4000 IN
			YMRP 0.0000 IN
			ZMRP 0.8610 IN
			SCALE 0.0035

GAP Z 54.380

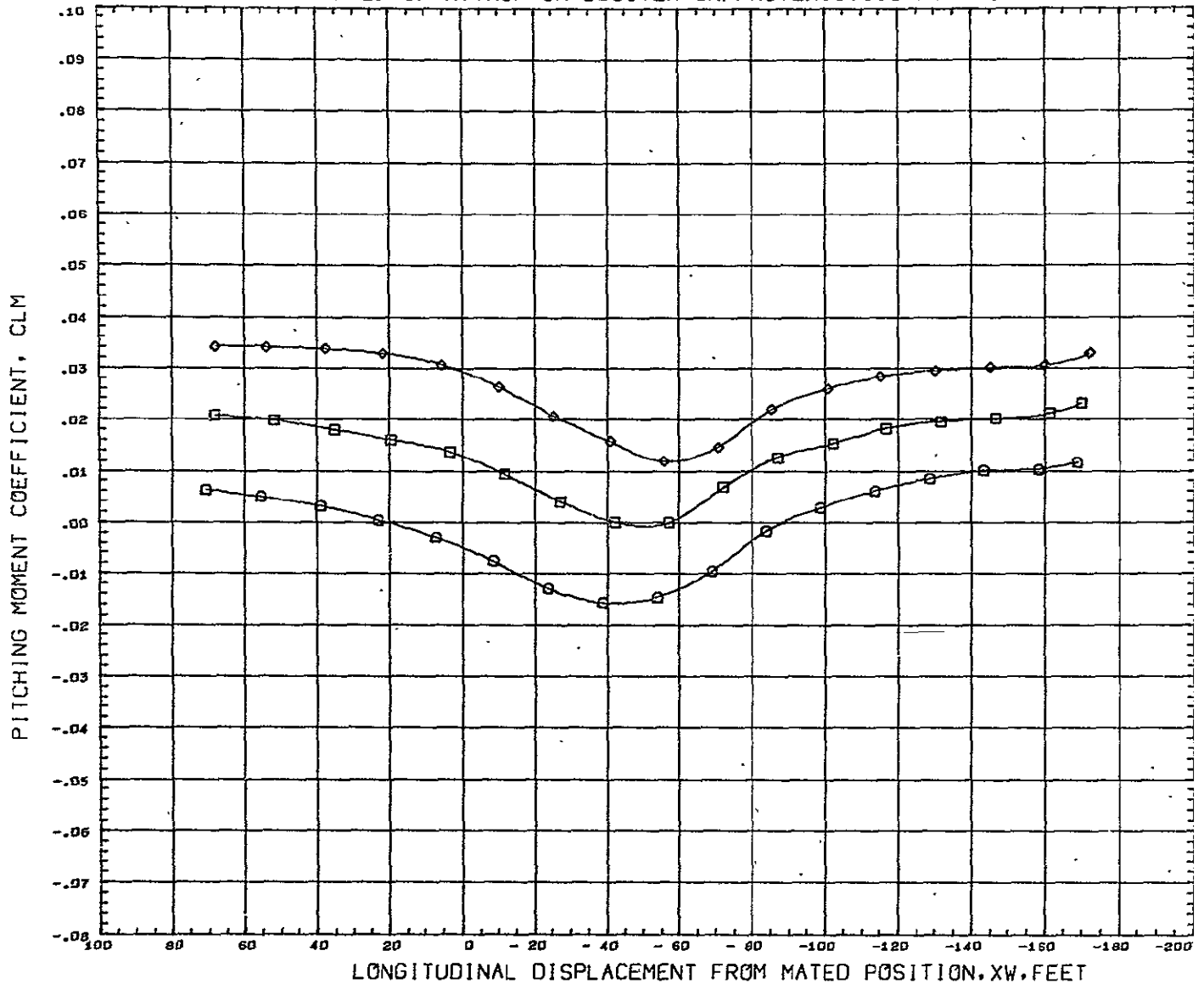
EFFECT OF BOOSTER ANGLE OF ATTACK ON BOOSTER CHARACTERISTICS AT M=1.6



DATA SET SYMBOL	CONFIGURATION DESCRIPTION	PARAMETRIC VALUES	REFERENCE INFORMATION
(E0AD43)	GDMST 3D4-D B8X(ALPHA= 0) + 134B(ALPHA= 0)	ALPHA0 0.000 ALPHA8 0.000	REFS 12.6740 SQ IN
(E0AD45)	GDMST 3D4-D B8X(ALPHA=- 5) + 134B(ALPHA= 0)	MACH 1.600 BETA 0.000	REFL 10.0380 IN
(E0AD46)	GDMST 3D4-D B8X(ALPHA=-10) + 134B(ALPHA= 0)	ELEVON 0.000	REFB 1.4700 IN
			XNRP 6.2920 IN
			YNRP 0.0000 IN
			ZNRP 0.8680 IN
			SCALE 0.0035

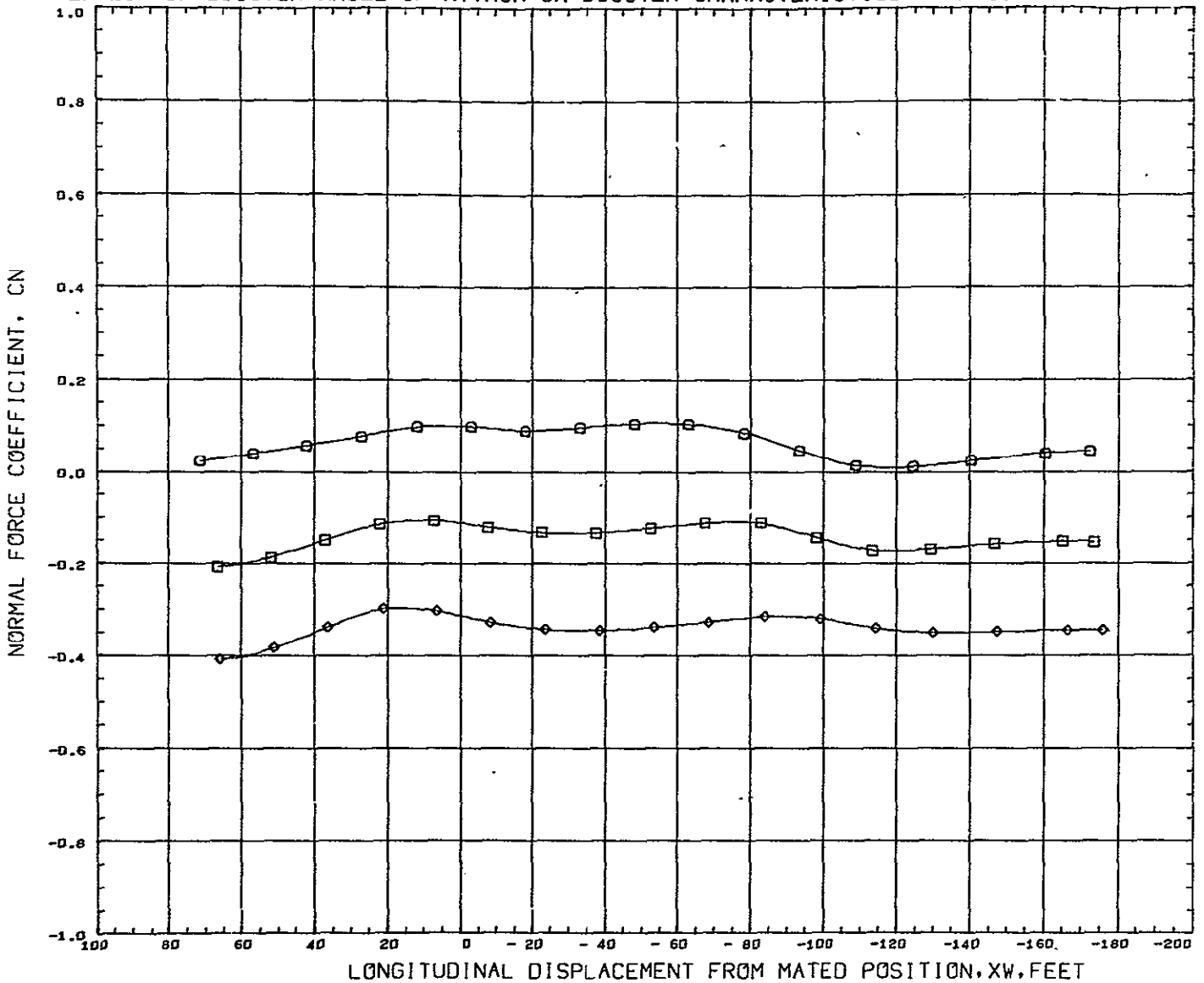
GAF 2 4.380

EFFECT OF BOOSTER ANGLE OF ATTACK ON BOOSTER CHARACTERISTICS AT M=1.6



DATA SET SYMBO	CONFIGURATION DESCRIPTION	PARAMETRIC VALUES			REFERENCE INFORMATION		
(E04B43)	GDHST 304-0' 88X(ALPHA= 0) + 134B(ALPHA= 0)	ALPHA0	0.000	ALPHAB	0.000	REFS	12.6740 SQ IN
(E04B45)	GDHST 304-0' 88X(ALPHA=- 5) + 134B(ALPHA= 0)	MACH	1.600	BETA	0.000	REFL	10.0380 IN
(E04B46)	GDHST 304-0' 88X(ALPHA=-10) + 134B(ALPHA= 0)	ELEVON	0.000			REFB	1.4700 IN
						XMRP	6.2920 IN
						YMRP	0.0000 IN
						ZMRP	0.8680 IN
						SCALE	0.0035

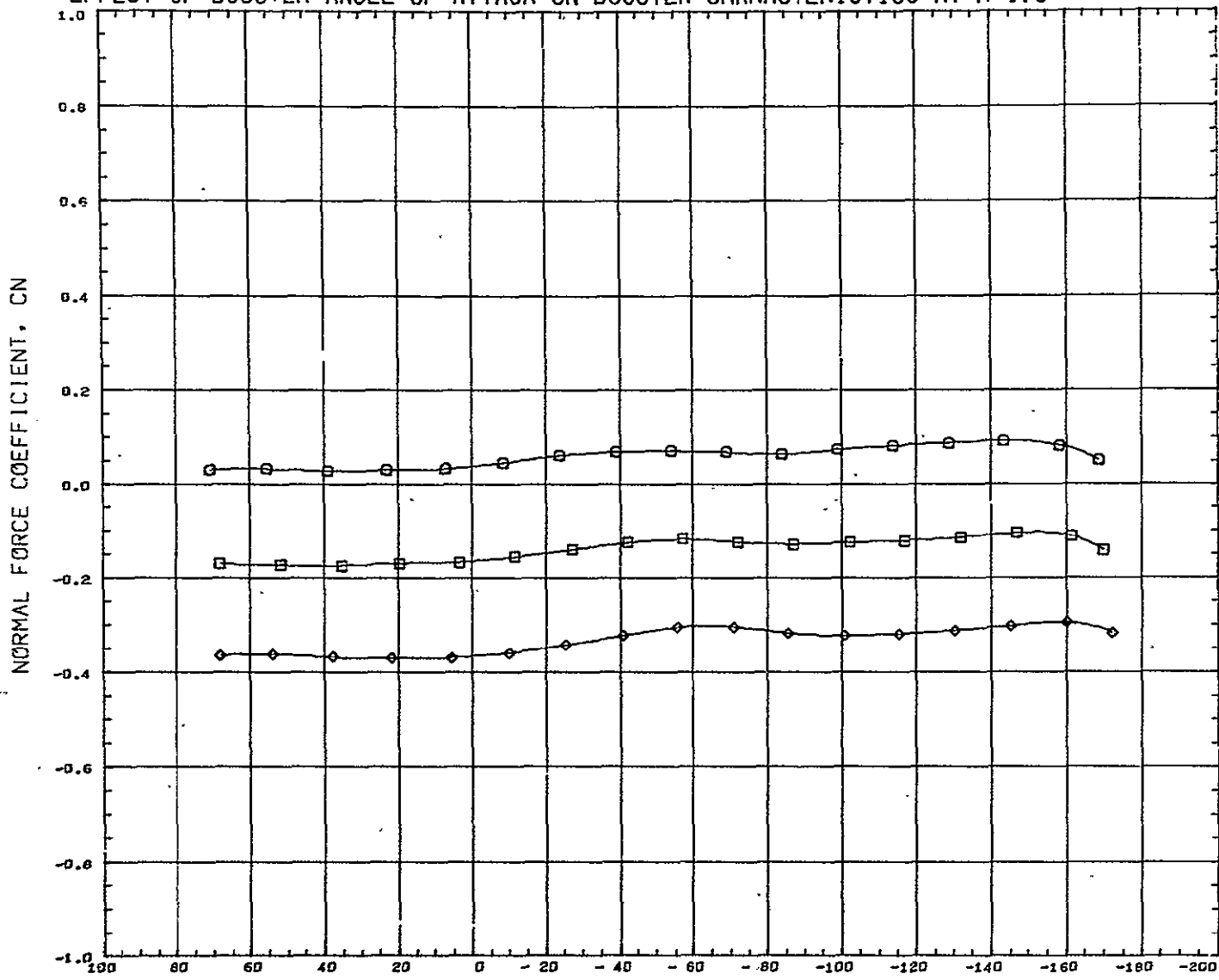
EFFECT OF BOOSTER ANGLE OF ATTACK ON BOOSTER CHARACTERISTICS AT M=1.6



DATA SET SYMBOL	CONFIGURATION DESCRIPTION	PARAMETRIC VALUES	REFERENCE INFORMATION
(B0A043)	GDHST 304-0 B8X(ALPHA= 0) + 134B(ALPHA= 0)	ALPHA0 0.000 ALPHA8 0.000	REFS 12.6740 SQ IN
(B0A045)	GDHST 304-0 B8X(ALPHA=- 5) + 134B(ALPHA= 0)	MACH 1.600 BETA 0.000	REFL 10.0380 IN
(B0A046)	GDHST 304-0 B8X(ALPHA=-10) + 134B(ALPHA= 0)	ELEVON 0.000	REFB 1.4700 IN
			XMRP 6.2920 IN
			YMRP 0.0000 IN
			ZMRP 0.8680 IN
			SCALE 0.0035

GAF Z 4.380

EFFECT OF BOOSTER ANGLE OF ATTACK ON BOOSTER CHARACTERISTICS AT M=1.6

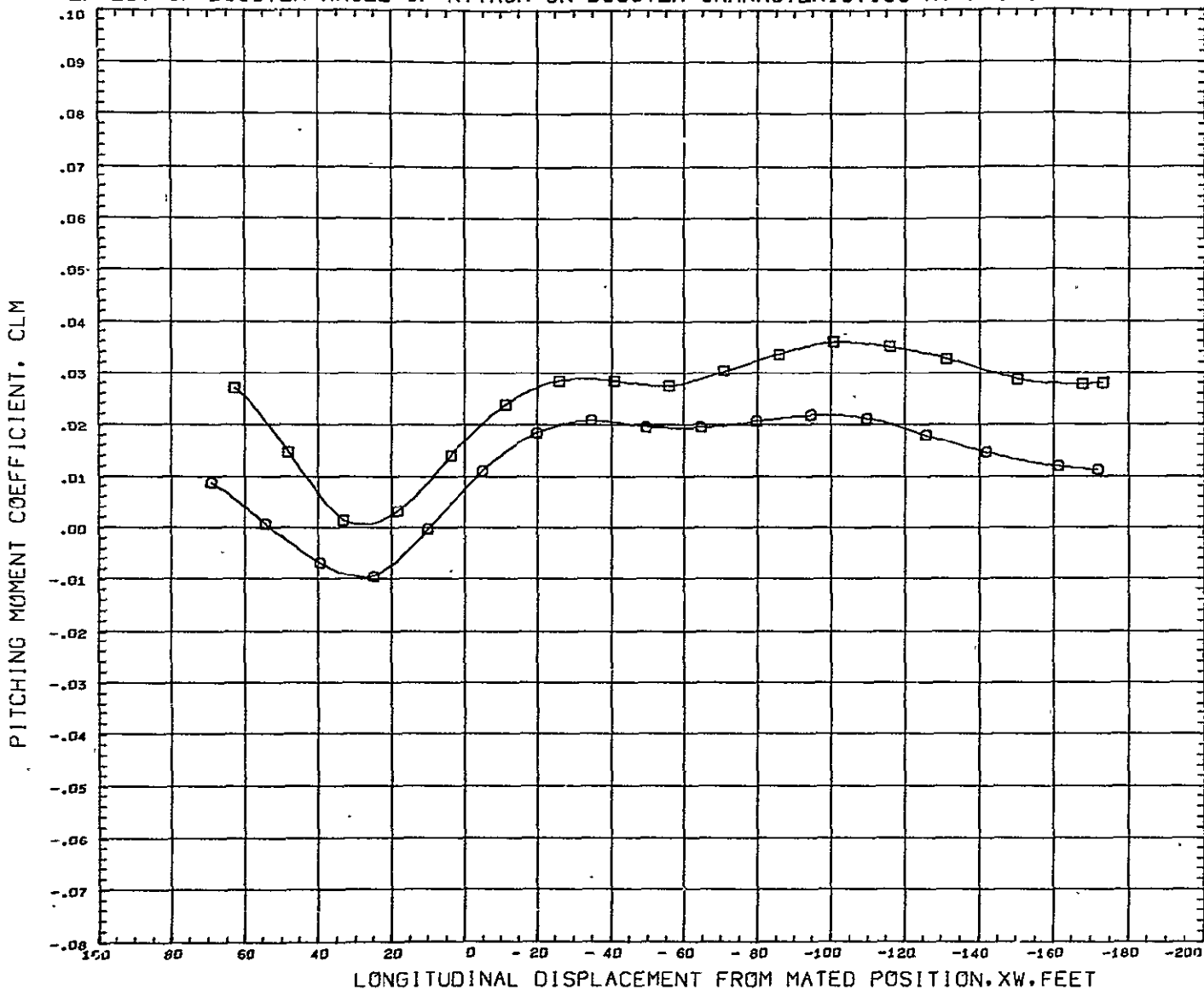


LONGITUDINAL DISPLACEMENT FROM MATED POSITION, XW, FEET

DATA SET SYMBOL	CONFIGURATION DESCRIPTION	PARAMETRIC VALUES	REFERENCE INFORMATION
(B0A043)	□ GCHST 304-D 88X(ALPHA= 0) + 134B(ALPHA= 0)	ALPHA0 0.000 ALPHA8 0.000	REFS 12.6740 SQ IN
(B0A045)	□ GCHST 304-D 88X(ALPHA=- 5) + 134B(ALPHA= 0)	MACH 1.600 BETA 0.000	REFL 10.0380 IN
(B0A046)	◇ GCHST 304-D 88X(ALPHA=-10) + 134B(ALPHA= 0)	ELEVON 0.000	REFB 1.4700 IN
			XMRP 6.2920 IN
			YMRP 0.0000 IN
			ZMRP 0.8680 IN
			SCALE 0.0035

GAP Z 54.380

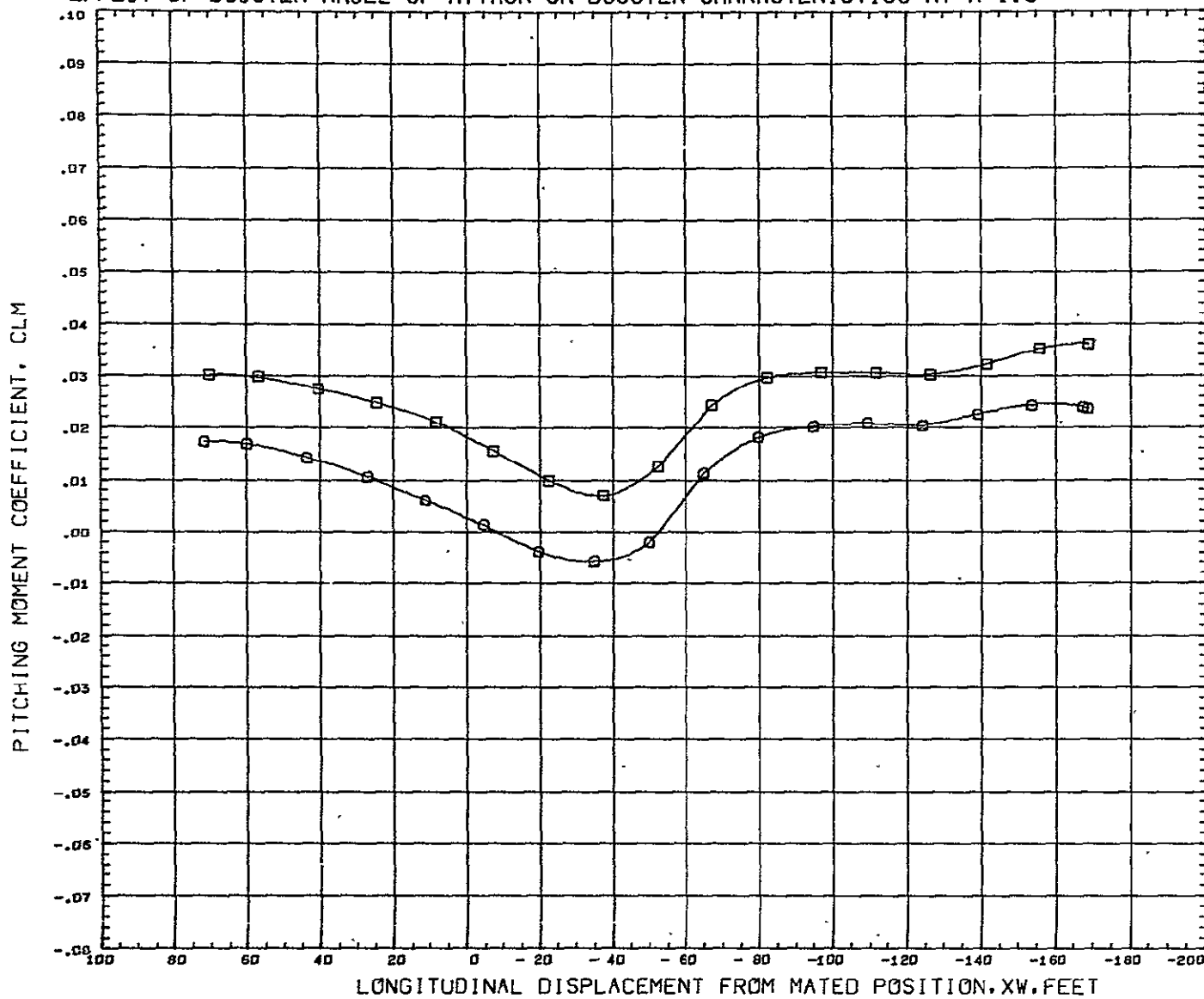
EFFECT OF BOOSTER ANGLE OF ATTACK ON BOOSTER CHARACTERISTICS AT M=1.6



DATA SET SYMBOL	CONFIGURATION DESCRIPTION	PARAMETRIC VALUES		REFERENCE INFORMATION	
(BOA947)	GDHST 304-G 88X(ALPHA=- 5) + 134B(ALPHA=- 5)	ALPHA0	- 5.000	ALPHA8	- 5.000
(BOA948)	GDHST 304-G 88X(ALPHA=-10) + 134B(ALPHA=- 5)	MACH	1.600	BETA	0.000
		ELEVON	0.000	REFS	12.6740' SQ IN
				REFL	10.0380 IN
				REFB	1.4700 IN
				XMRP	6.2920 IN
				YMPP	0.0000 IN
				ZMRP	0.8680 IN
				SCALE	0.0035

GAF Z 4.380

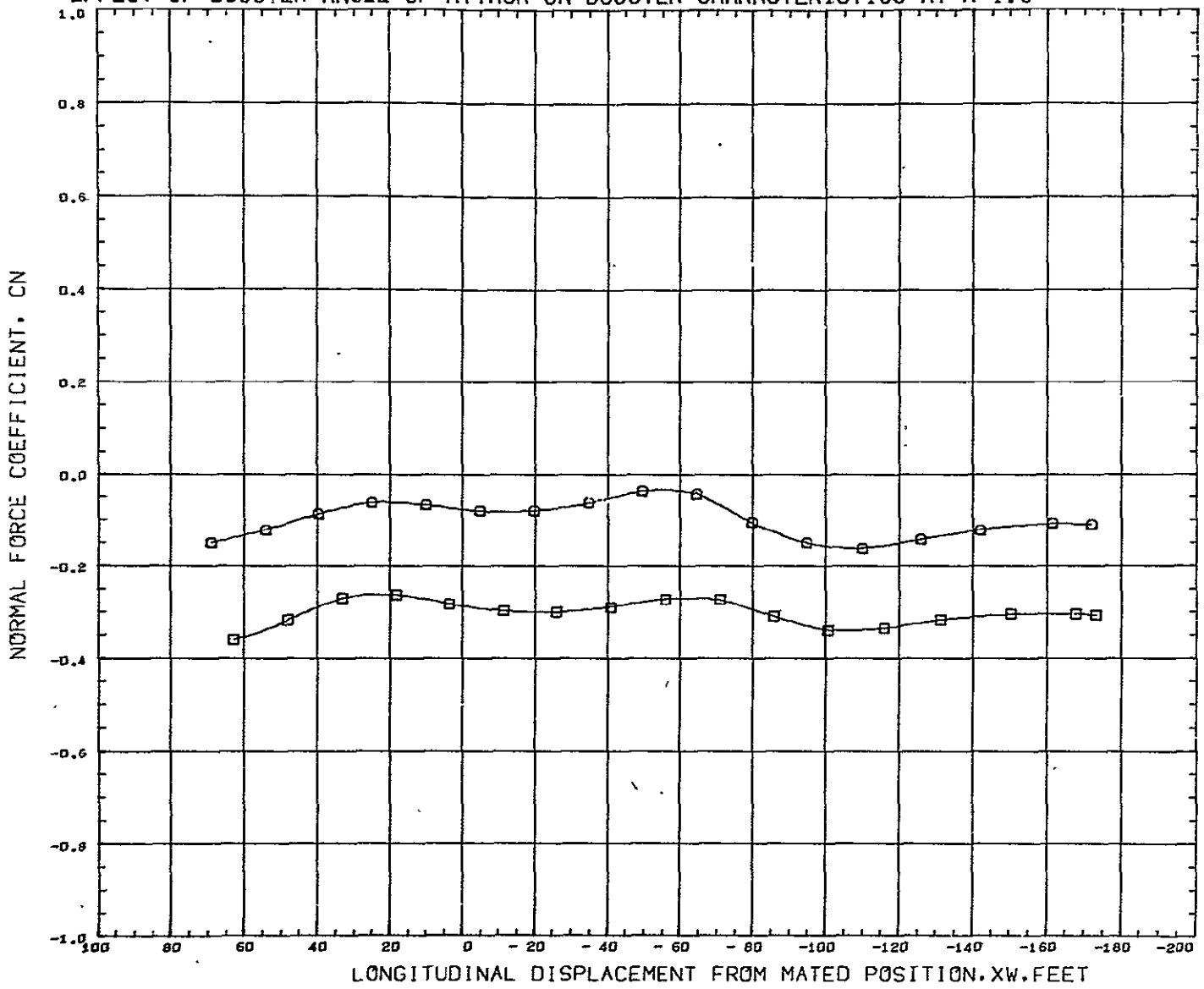
EFFECT OF BOOSTER ANGLE OF ATTACK ON BOOSTER CHARACTERISTICS AT M=1.6



DATA SET SYMBOL	CONFIGURATION DESCRIPTION	PARAMETRIC VALUES	REFERENCE INFORMATION
(BOAD47)	GDHST 3D4-D B8X(ALPHA=-5) + 134B(ALPHA=-5)	ALPHA0 - 5.000 ALPHA8 - 5.000	REFS 12.6740 SQ IN
(BOAD48)	GDHST 3D4-D B8X(ALPHA=-10) + 134B(ALPHA=-5)	MACH 1.600 BETA 0.000	REFL 10.0380 IN
		ELEVON 0.000	REFB 1.4700 IN
			XMRP 6.2920 IN
			YMRP 0.0000 IN
			ZMRP 0.8680 IN
			SCALE 0.0035

GAF Z 54.380

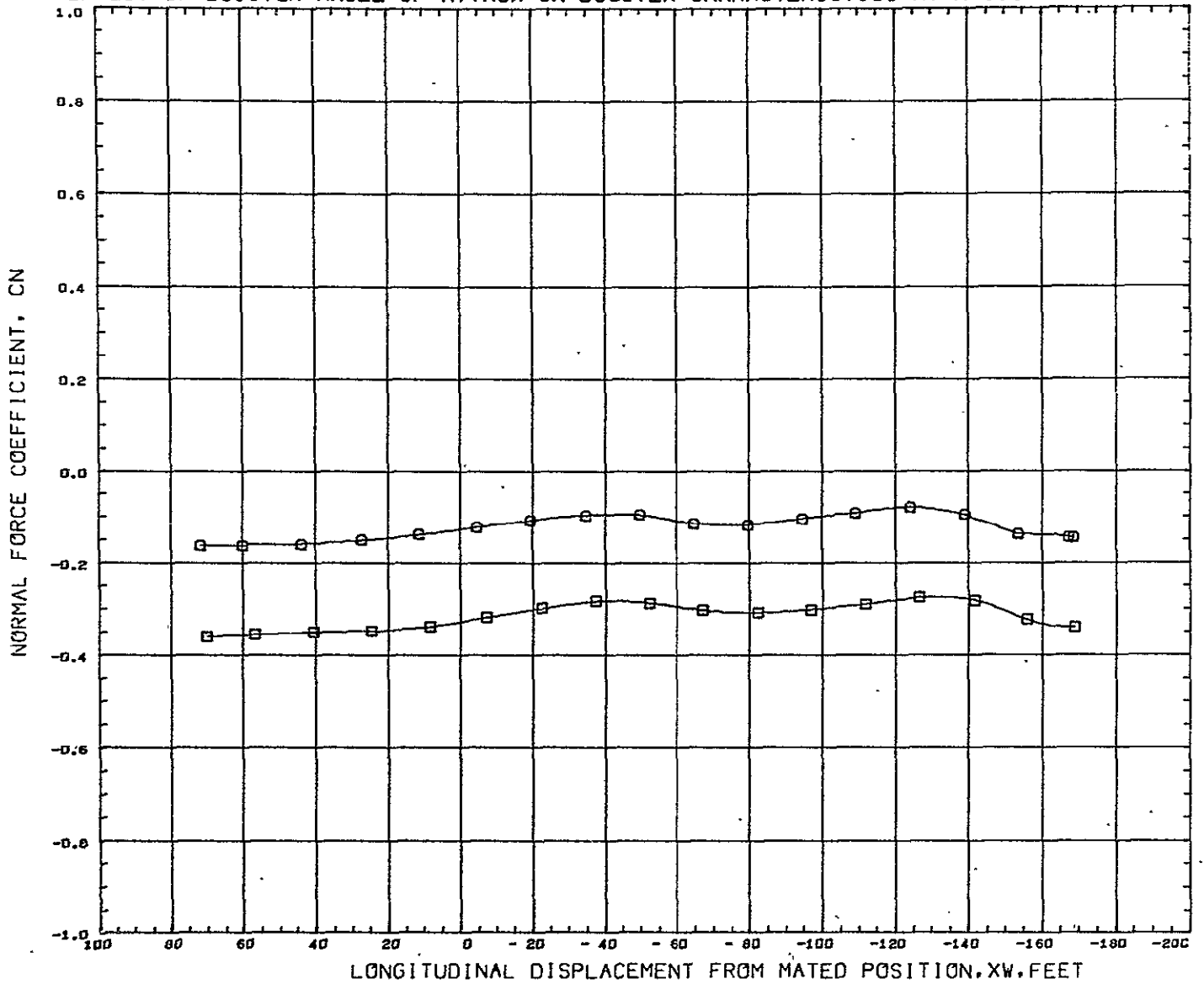
EFFECT OF BOOSTER ANGLE OF ATTACK ON BOOSTER CHARACTERISTICS AT M=1.6



DATA SET SYMBOL	CONFIGURATION DESCRIPTION	PARAMETRIC VALUES	REFERENCE INFORMATION
(B0A047)	□ GCHST 304-D 88X (ALPHA=-5) + 134B (ALPHA=-5)	ALPHA0 - 5.000 ALPHA8 - 5.000	REFS 12.6740 SQ IN
(B0A048)	□ GCHST 304-D 88X (ALPHA=-10) + 134B (ALPHA=-5)	MACH 1.600 BETA 0.000	REFL 10.0380 IN
		ELEVON 0.000	REFB 1.4700 IN
			XMRP 6.2920 IN
			YMRP 0.0000 IN
			ZMRP 0.8680 IN
			SCALE 0.0035

GAP Z 4.380

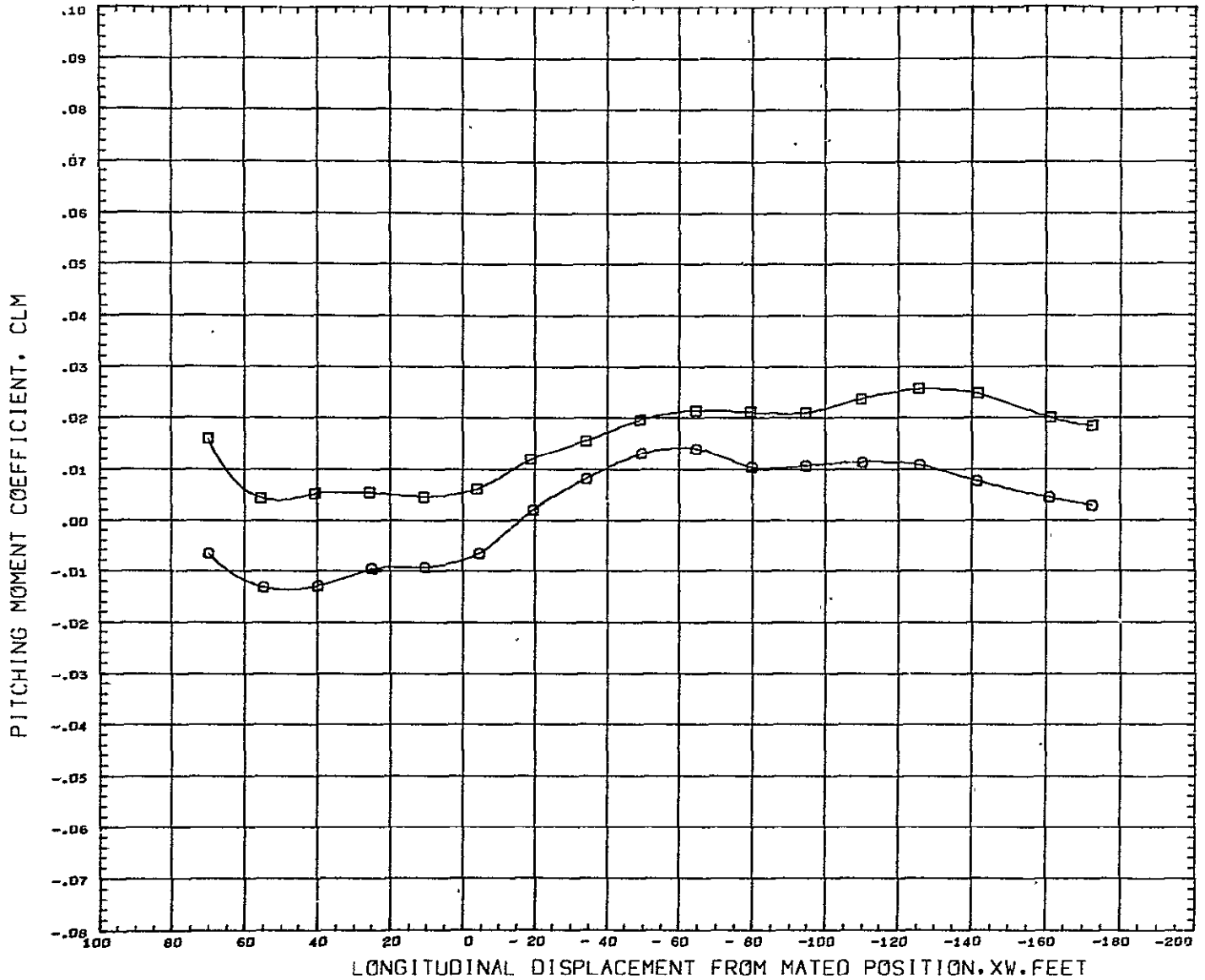
EFFECT OF BOOSTER ANGLE OF ATTACK ON BOOSTER CHARACTERISTICS AT M=1.6



DATA SET SYMBOL	CONFIGURATION DESCRIPTION	PARAMETRIC VALUES		REFERENCE INFORMATION	
(BCAD47)	GDHST 304-D 88X(ALPHA=- 5) + 134B(ALPHA=- 5)	ALPHA0	- 5.000	ALPHA8	- 5.000
(BCAD48)	GDHST 304-D 88X(ALPHA=-10) + 134B(ALPHA=- 5)	MACH	1.600	BETA	0.000
		ELEVON	0.000	REFS	12.6740 SQ IN
				REFL	10.0380 IN
				REFB	1.4700 IN
				XMRP	6.2920 IN
				YMRP	0.0000 IN
				ZMRP	0.8680 IN
				SCALE	0.0035

GAP Z 54.380

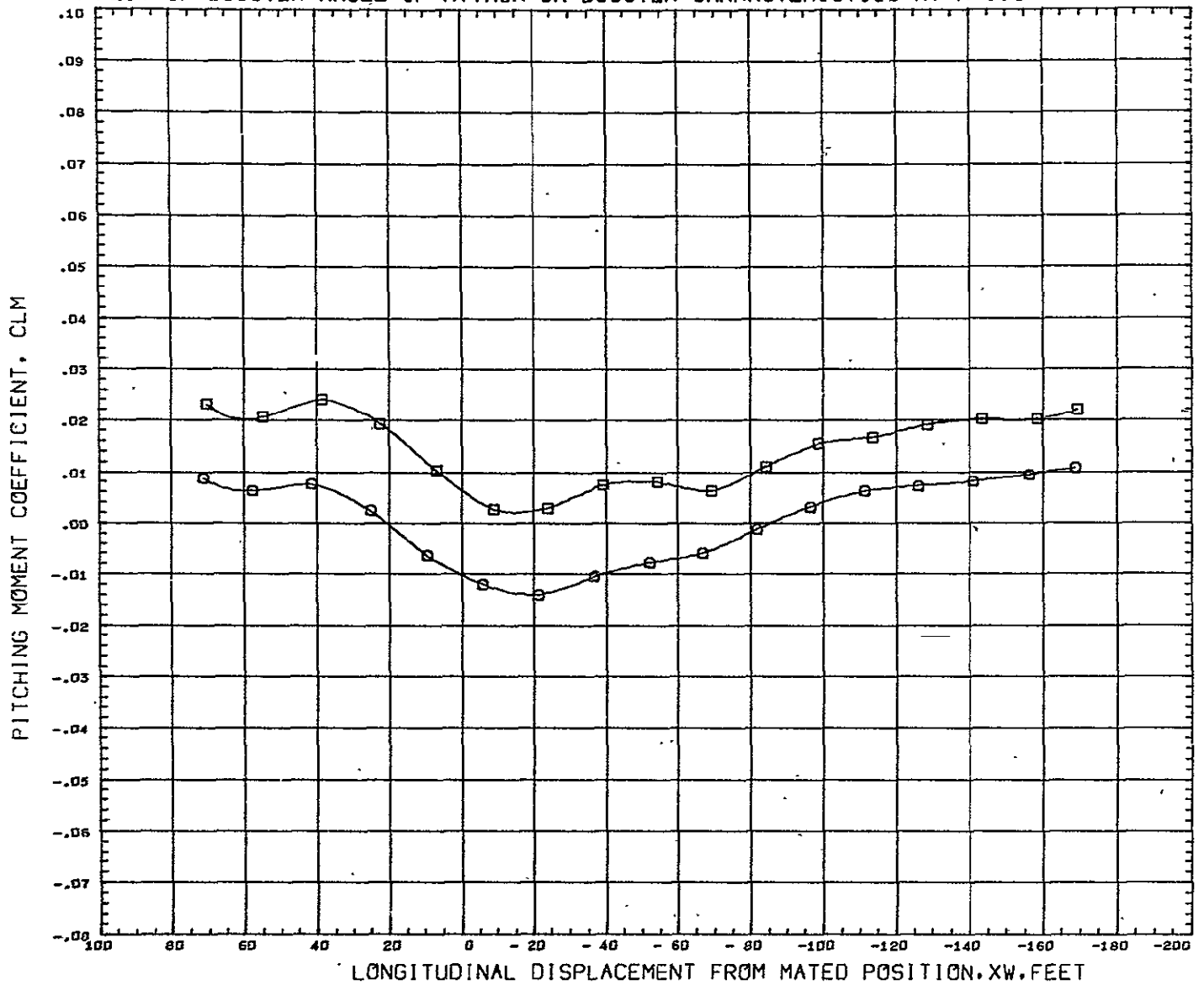
EFFECT OF BOOSTER ANGLE OF ATTACK ON BOOSTER CHARACTERISTICS AT M=1.6



DATA SET SYMBOL	CONFIGURATION DESCRIPTION	PARAMETRIC VALUES		REFERENCE INFORMATION				
(B0A049)	GCHST 304-0 BBX(ALPHA= 0) + 130G(ALPHA= 0)	ALPHA0	0.000	ALPHA B	0.000	REFS	12.6740	Sq IN
(B0A050)	GCHST 304-0 BBX(ALPHA=- 5) + 130G(ALPHA= 0)	MACH	1.600	BETA	0.000	REFL	10.0380	IN
		ELEVON	0.000			REFB	1.4700	IN
						XMRP	6.2920	IN
						YMRP	0.0000	IN
						ZMRP	0.8680	IN
						SCALE	0.0035	

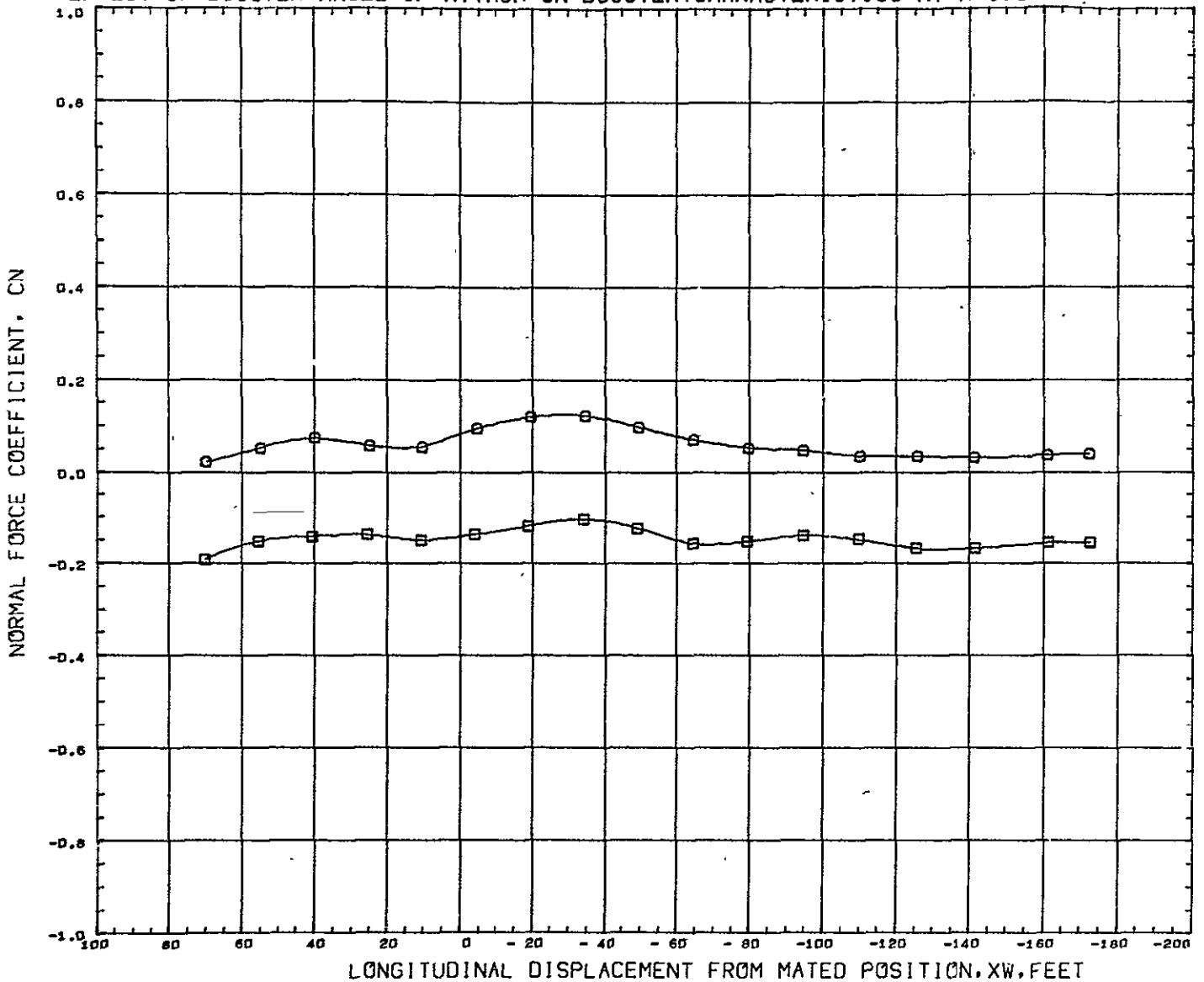
GAF Z 4.380

EFFECT OF BOOSTER ANGLE OF ATTACK ON BOOSTER CHARACTERISTICS AT M=1.6



DATA SET SYMBOL	CONFIGURATION DESCRIPTION	PARAMETRIC VALUES			REFERENCE INFORMATION			
(B0A049)	GDHST 304-D BX(ALPHA= 0) + 130G(ALPHA= 0)	ALPHA0	0.000	ALPHAB	0.000	REFS	12.6740	SQ IN
(B0A050)	GDHST 304-D BX(ALPHA=- 5) + 130G(ALPHA= 0)	MACH	1.600	BETA	0.000	REFL	10.0380	IN
		ELEVON	0.000			REFB	1.4700	IN
						XMRP	6.2920	IN
						YMRP	0.0000	IN
						ZMRP	0.8680	IN
						SCALE	0.0035	

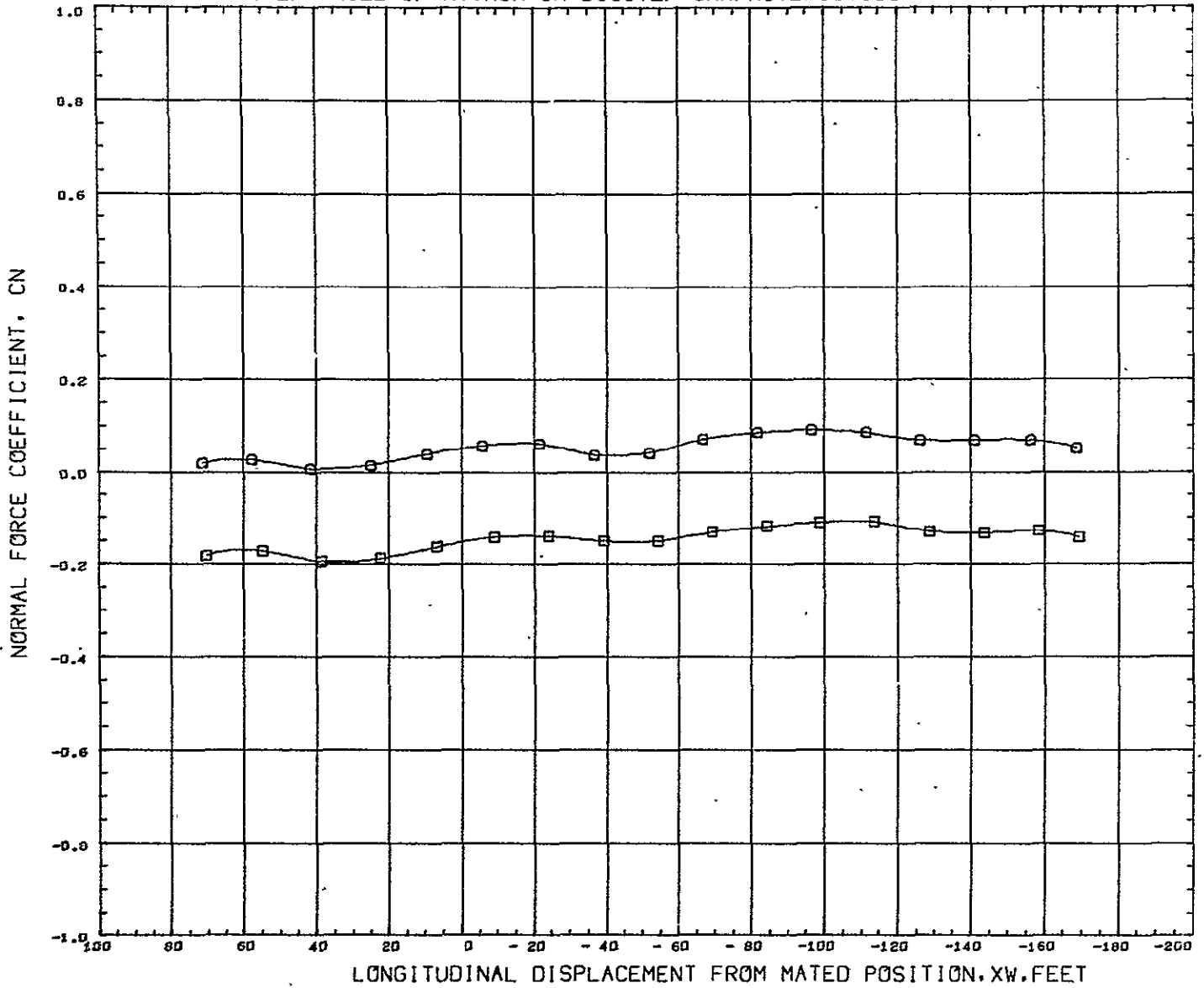
EFFECT OF BOOSTER ANGLE OF ATTACK ON BOOSTER CHARACTERISTICS AT M=1.6



DATA SET SYMBOL	CONFIGURATION DESCRIPTION	PARAMETRIC VALUES			REFERENCE INFORMATION		
(D0A049)	GDHST 304-0 88X(ALPHA= 0) + 130G(ALPHA= 0)	ALPHA0	0.000	ALPHAB	0.000	REFS	12.6740 SQ IN
(D0A050)	GDHST 304-0 88X(ALPHA=- 5) + 130G(ALPHA= 0)	MACH	1.600	BETA	0.000	REFL	10.0380 IN
		ELEVON	0.000			REFB	1.4700 IN
						YMRP	6.2920 IN
						ZMRP	0.0000 IN
						ZMRP	0.8680 IN
						SCALE	0.0035

GAP Z 4.380

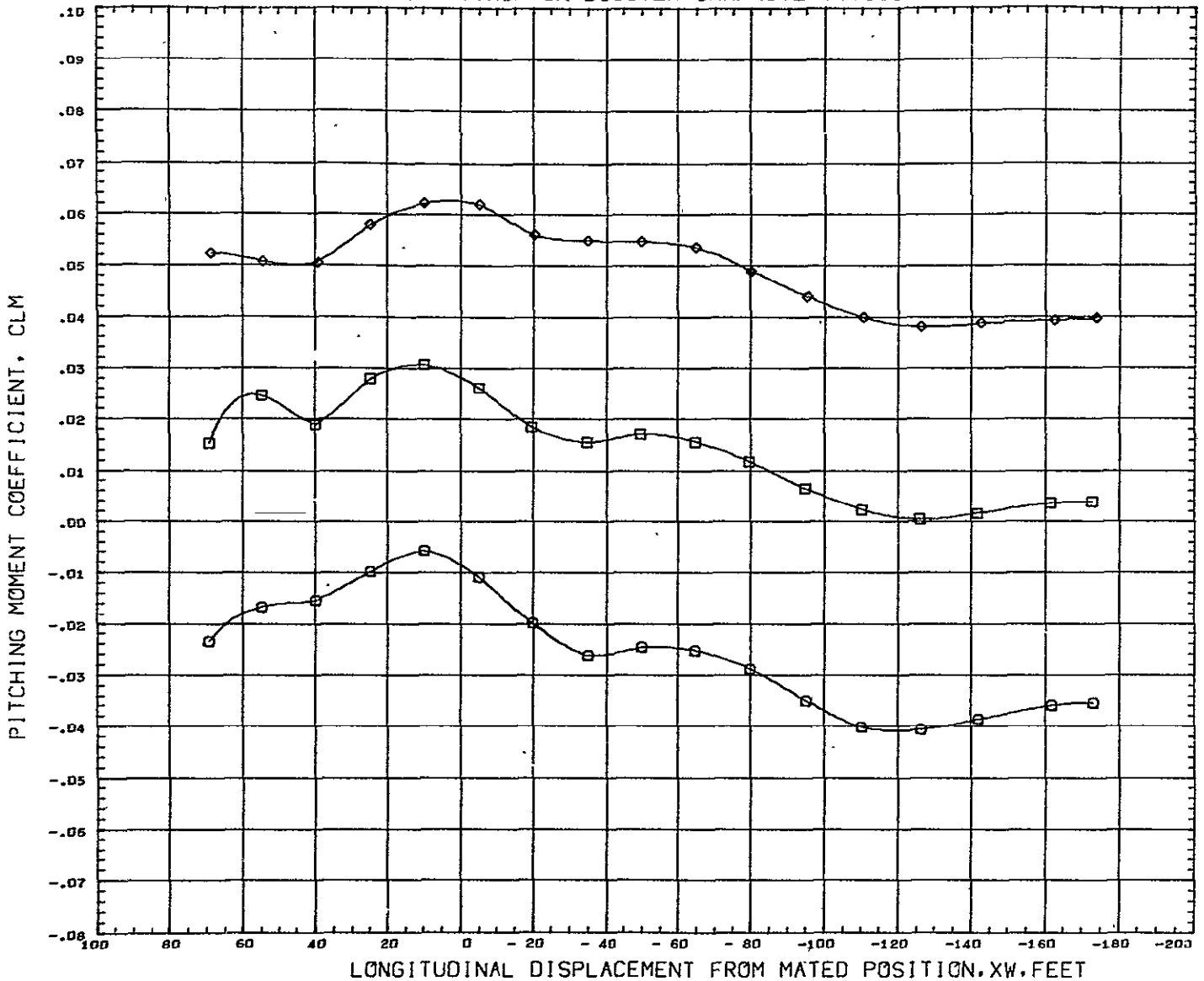
EFFECT OF BOOSTER ANGLE OF ATTACK ON BOOSTER CHARACTERISTICS AT M=1.6



DATA SET SYMBOL	CONFIGURATION DESCRIPTION	PARAMETRIC VALUES	REFERENCE INFORMATION
(BOA949)	GDHST 304-D 88X(ALPHA= 0) + 130G(ALPHA= 0)	ALPHA0 0.000	REFS 12.6740 SQ IN
(BOA050)	GDHST 304-D 88X(ALPHA=- 5) + 130G(ALPHA= 0)	MACH 1.600	REFL 10.0380 IN
		ELEVON 0.000	REFB 1.4700 IN
			XMRP 6.2920 IN
			YMRP 0.0000 IN
			ZMRP 0.8680 IN
			SCALE 0.0035

GAF Z 54.380

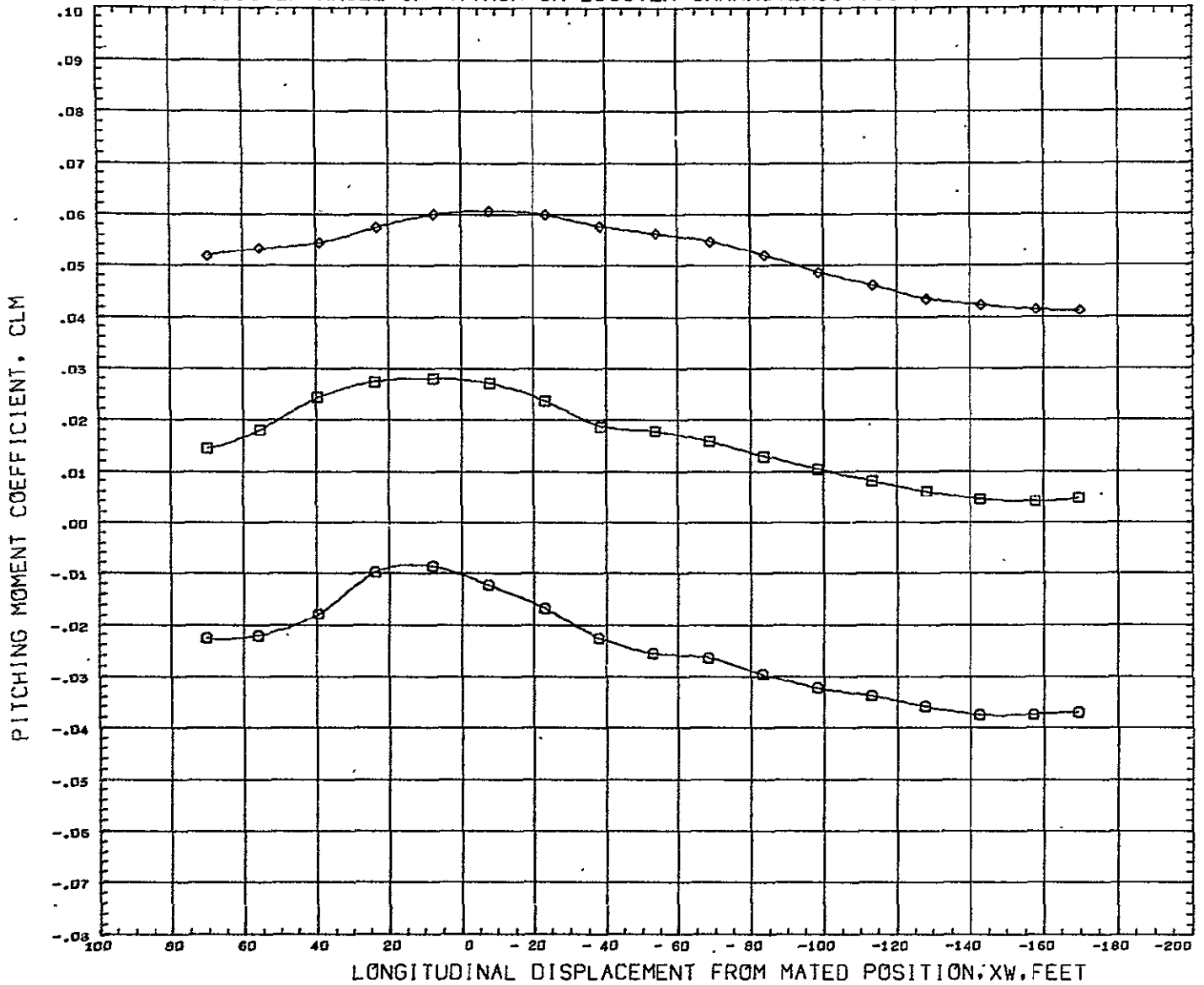
EFFECT OF BOOSTER ANGLE OF ATTACK ON BOOSTER CHARACTERISTICS AT M=1.1



DATA SET SYMBOL	CONFIGURATION DESCRIPTION	PARAMETRIC VALUES	REFERENCE INFORMATION
(00A019)	GDHST 304-D B9J (ALPHA= 0) + 130G (ALPHA= 0)	ALPHA0 0.000 ALPHAB 0.000	REFS 12.6740 SQ IN
(00A020)	GDHST 304-D B9J (ALPHA=- 5) + 130G (ALPHA= 0)	MACH 1.100 BETA 0.000	REFL 10.0380 IN
(00A021)	GDHST 304-D B9J (ALPHA=-10) + 130G (ALPHA= 0)	ELEVON 0.000	REFB 1.4700 IN
			XMRP 6.4000 IN
			YMRP 0.0000 IN
			ZMRP 0.8610 IN
			SCALE 0.0035

GAP Z 4.380

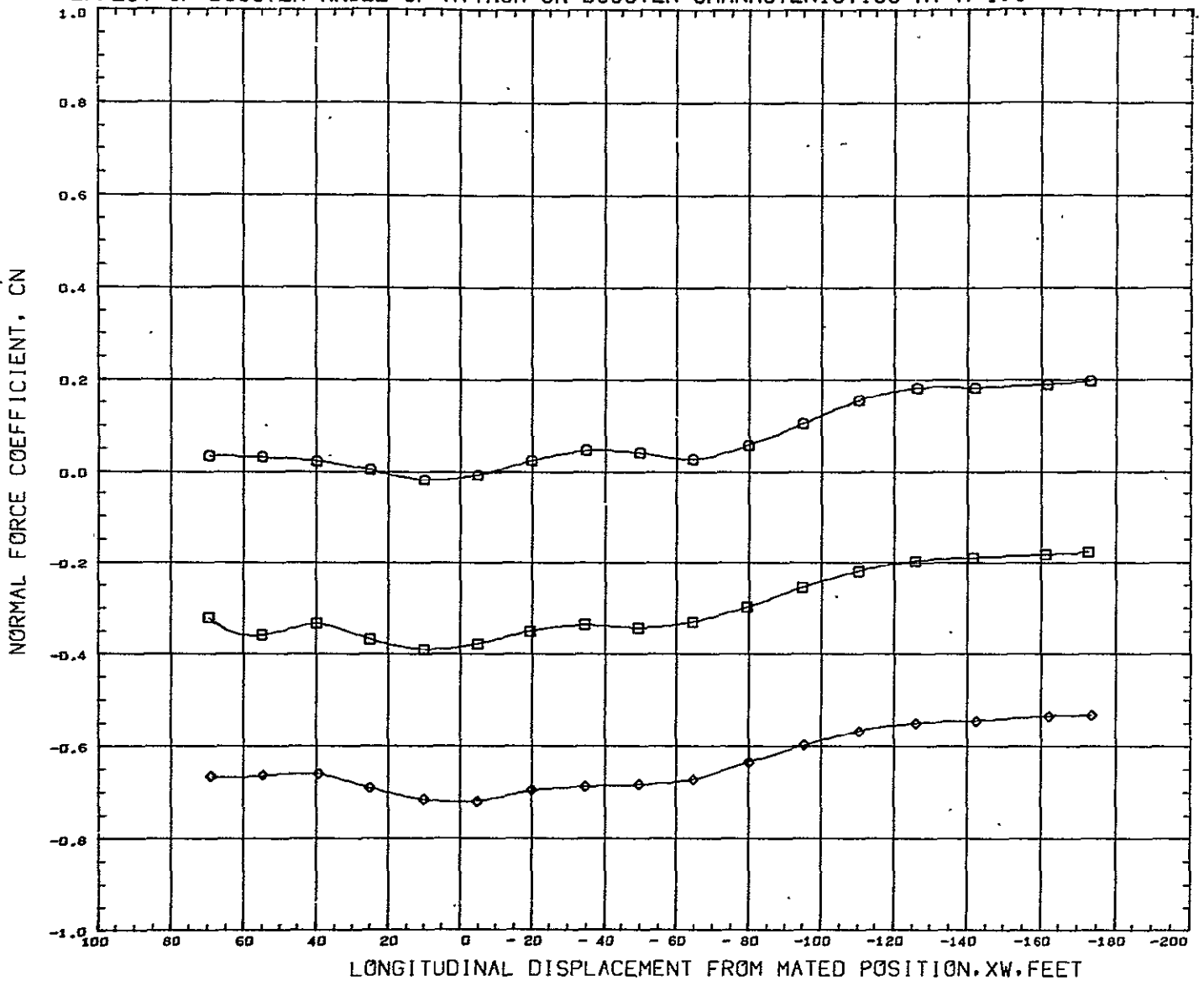
EFFECT OF BOOSTER ANGLE OF ATTACK ON BOOSTER CHARACTERISTICS AT M=1.1



DATA SET SYMBOL	CONFIGURATION DESCRIPTION	PARAMETRIC VALUES			REFERENCE INFORMATION			
(BOAD19)	GDHST 304-D B9J (ALPHA= 0) + 130G (ALPHA= 0)	ALPHA0	0.000	ALPHA8	0.000	REFS	12.6740	SQ IN
(BOAD20)	GDHST 304-D B9J (ALPHA=- 5) + 130G (ALPHA= 0)	MACH	1.100	BETA	0.000	REFL	10.0380	IN
(BOAD21)	GDHST 304-D B9J (ALPHA=-10) + 130G (ALPHA= 0)	ELEVON	0.000			REFB	1.4700	IN
						XMRP	6.4000	IN
						YMRP	0.0000	IN
						ZMRP	0.8610	IN
						SCALE	0.0035	

GAF Z 54.380

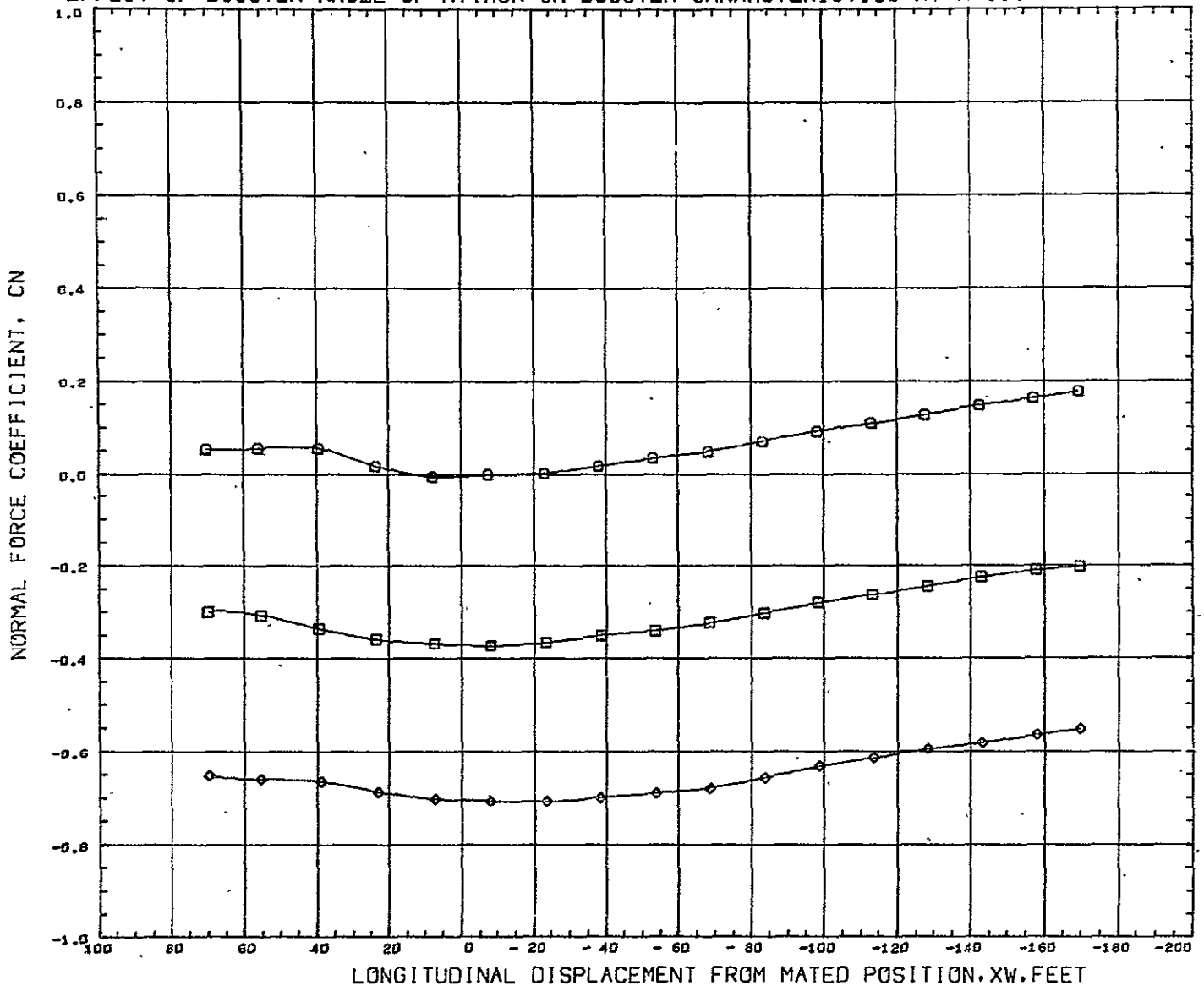
EFFECT OF BOOSTER ANGLE OF ATTACK ON BOOSTER CHARACTERISTICS AT M=1.1



DATA SET SYMBOL	CONFIGURATION DESCRIPTION	PARAMETRIC VALUES			REFERENCE INFORMATION		
(BOA019)	GCHST 304-D B9J (ALPHA= 0) + 130G (ALPHA= 0)	ALPHA0	0.000	ALPHA8	0.000	REFS	12.6740 SQ IN
(BOA020)	GCHST 304-D B9J (ALPHA=- 5) + 130G (ALPHA= 0)	MACH	1.100	BETA	0.000	REFL	10.0380 IN
(BOA021)	GCHST 304-D B9J (ALPHA=-10) + 130G (ALPHA= 0)	ELEVON	0.000			REFB	1.4700 IN
						XMRP	6.4000 IN
						YMRP	0.0000 IN
						ZMRP	0.8610 IN
						SCALE	0.0035

GAP Z 4.380

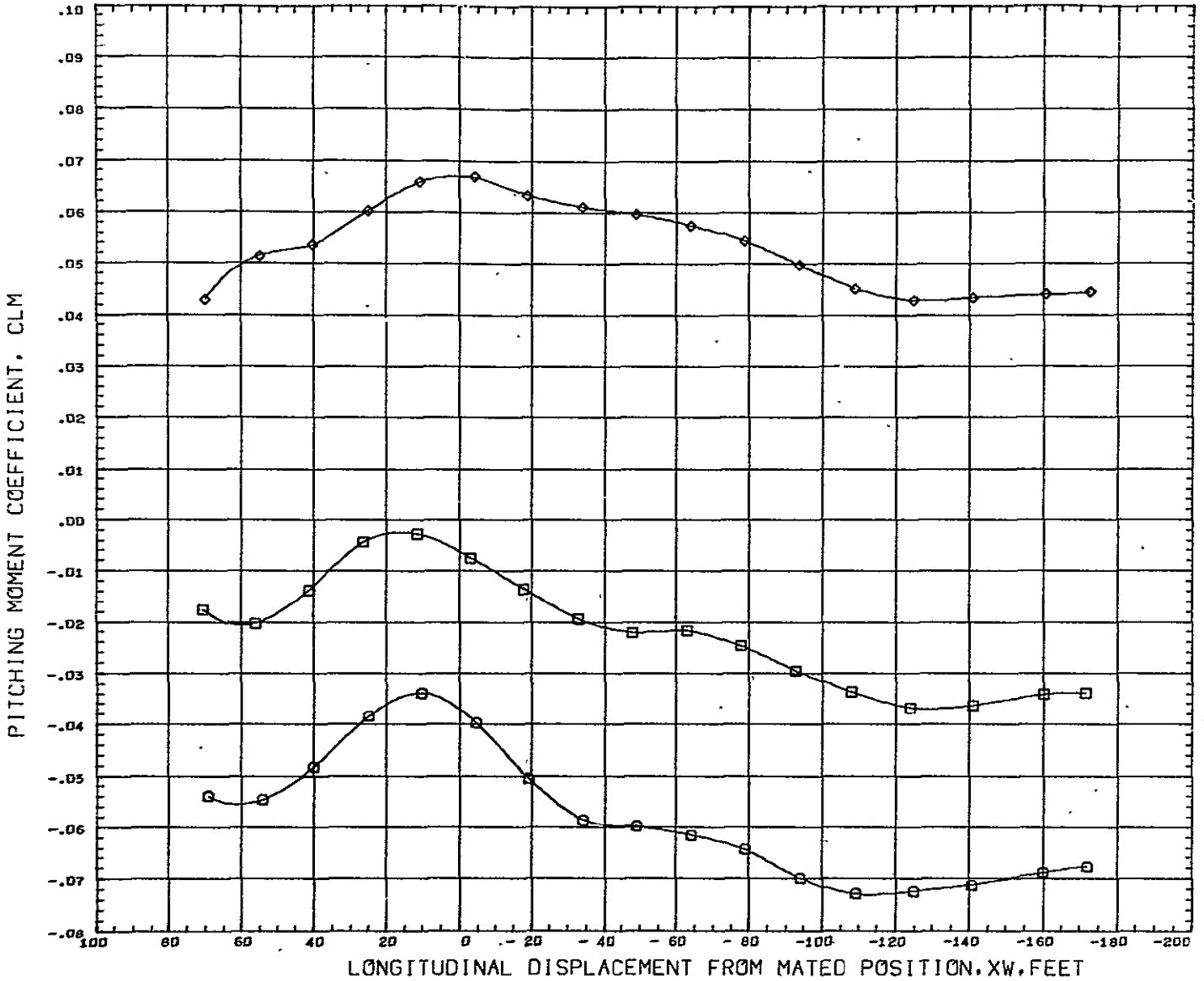
EFFECT OF BOOSTER ANGLE OF ATTACK ON BOOSTER CHARACTERISTICS AT M=1.1



DATA SET SYMBOL	CONFIGURATION DESCRIPTION	PARAMETRIC VALUES	REFERENCE INFORMATION
(B0A019)	GDHST 304-D B9J (ALPHA= 0) + 130G (ALPHA= 0)	ALPHA0 0.000 ALPHAB 0.000	REFS 12.6740 SQ IN
(B0A020)	GDHST 304-D B9J (ALPHA=- 5) + 130G (ALPHA= 0)	MACH 1.100 BETA 0.000	REFL 10.0380 IN
(B0A021)	GDHST 304-D B9J (ALPHA=-10) + 130G (ALPHA= 0)	ELEVON 0.000	REFB 1.4700 IN
			XMRP 6.4000 IN
			YMRP 0.0000 IN
			ZMRP 0.8610 IN
			SCALE 0.0035

GAF Z 54.380

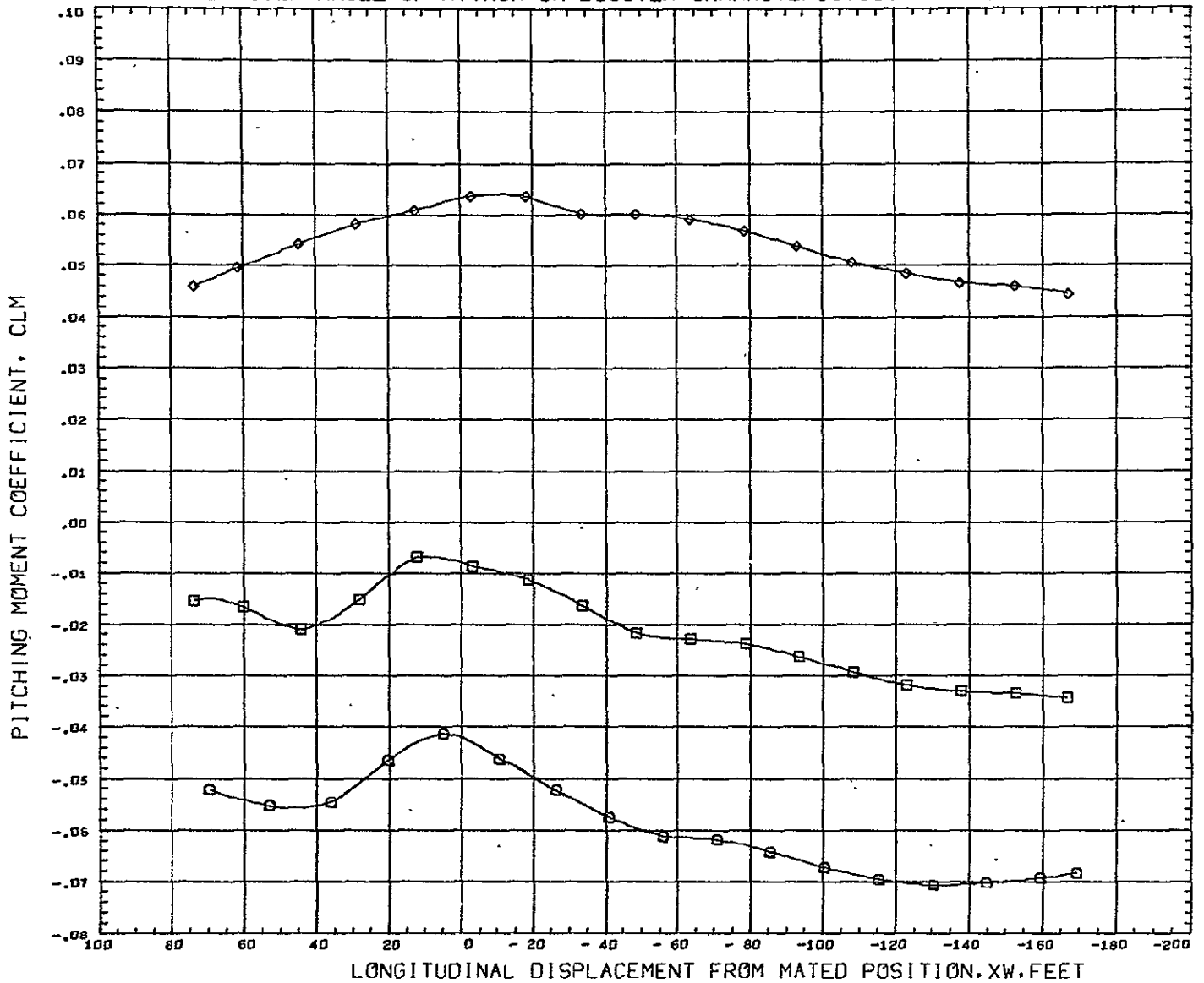
EFFECT OF BOOSTER ANGLE OF ATTACK ON BOOSTER CHARACTERISTICS AT M=1.1



DATA SET SYMBOL	CONFIGURATION DESCRIPTION	PARAMETRIC VALUES			REFERENCE INFORMATION			
(B0A023)	GDHST 304-0 B9J (ALPHA=+ 5) + 130G (ALPHA=+ 5)	ALPHA0	5.000	ALPHA B	5.000	REFS	12.6740	SQ IN
(B0A024)	GDHST 304-0 B9J (ALPHA= 0) + 130G (ALPHA=+ 5)	MACH	1.100	BETA	0.000	REFL	10.0380	IN
(B0A026)	GDHST 304-0 B9J (ALPHA=-10) + 130G (ALPHA=+ 5)	ELEVON	0.000			REFB	1.4700	IN
						XMRP	6.4000	IN
						YMRP	0.0000	IN
						ZMRP	0.8610	IN
						SCALE	0.0035	

GAF Z 4.380

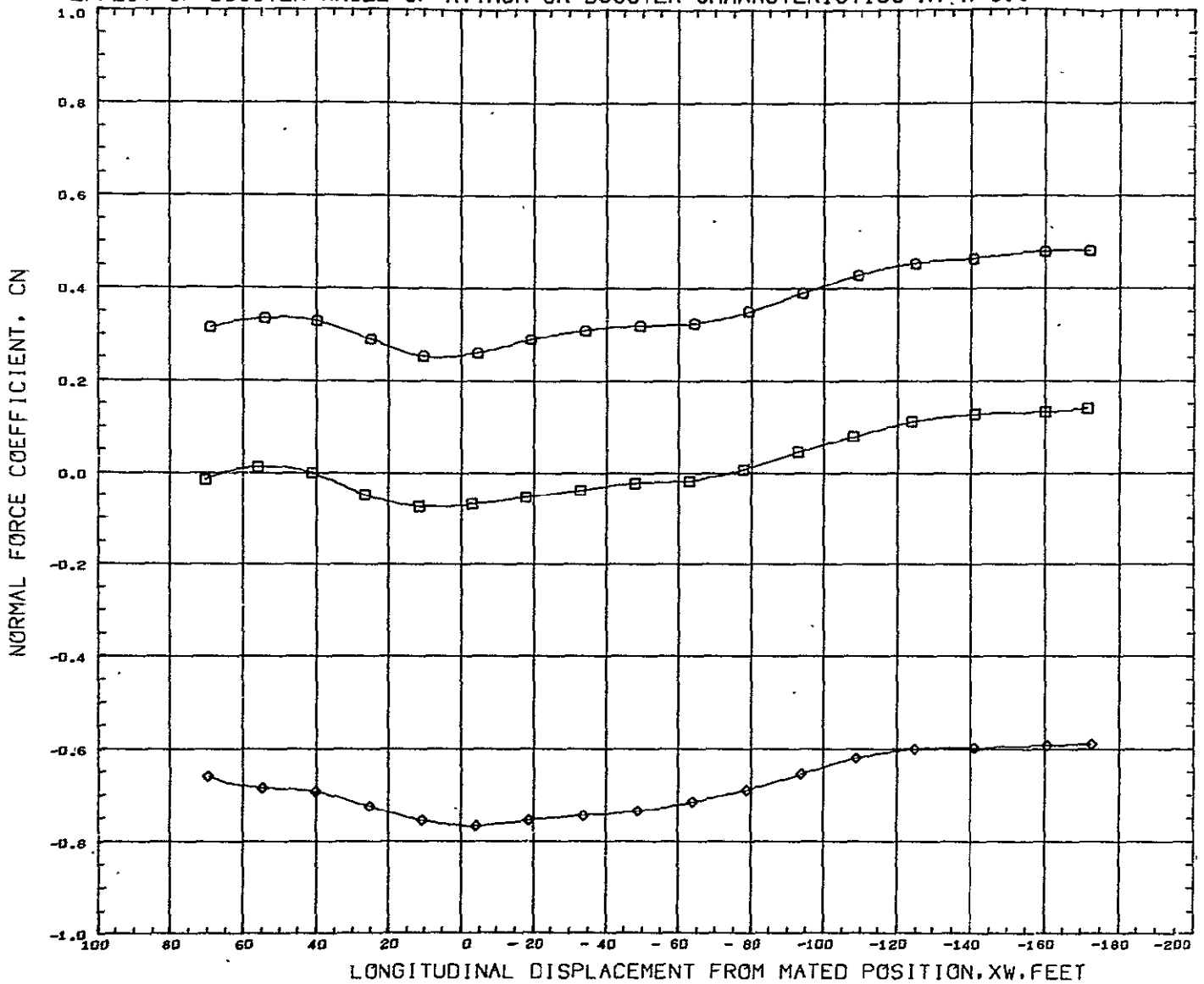
EFFECT OF BOOSTER ANGLE OF ATTACK ON BOOSTER CHARACTERISTICS AT M=1.1



DATA SET SYMBOL	CONFIGURATION DESCRIPTION	PARAMETRIC VALUES	REFERENCE INFORMATION
(80A023)	GDHST 304-0 B9J (ALPHA=+ 5) + 130G (ALPHA=+ 5)	ALPHA0 5.000	REFS 12.6740 SQ IN
(80A024)	GDHST 304-0 B9J (ALPHA= 0) + 130G (ALPHA=+ 5)	MACH 1.100	REFL 10.0380 IN
(80A026)	GDHST 304-0 B9J (ALPHA=-10) + 130G (ALPHA=+ 5)	BETA 0.000	REFS 1.4700 IN
		ELEVON 0.000	XMRP 6.4000 IN
			YMRP 0.0000 IN
			ZMRP 0.8610 IN
			SCALE 0.0035

CAP Z 54.380

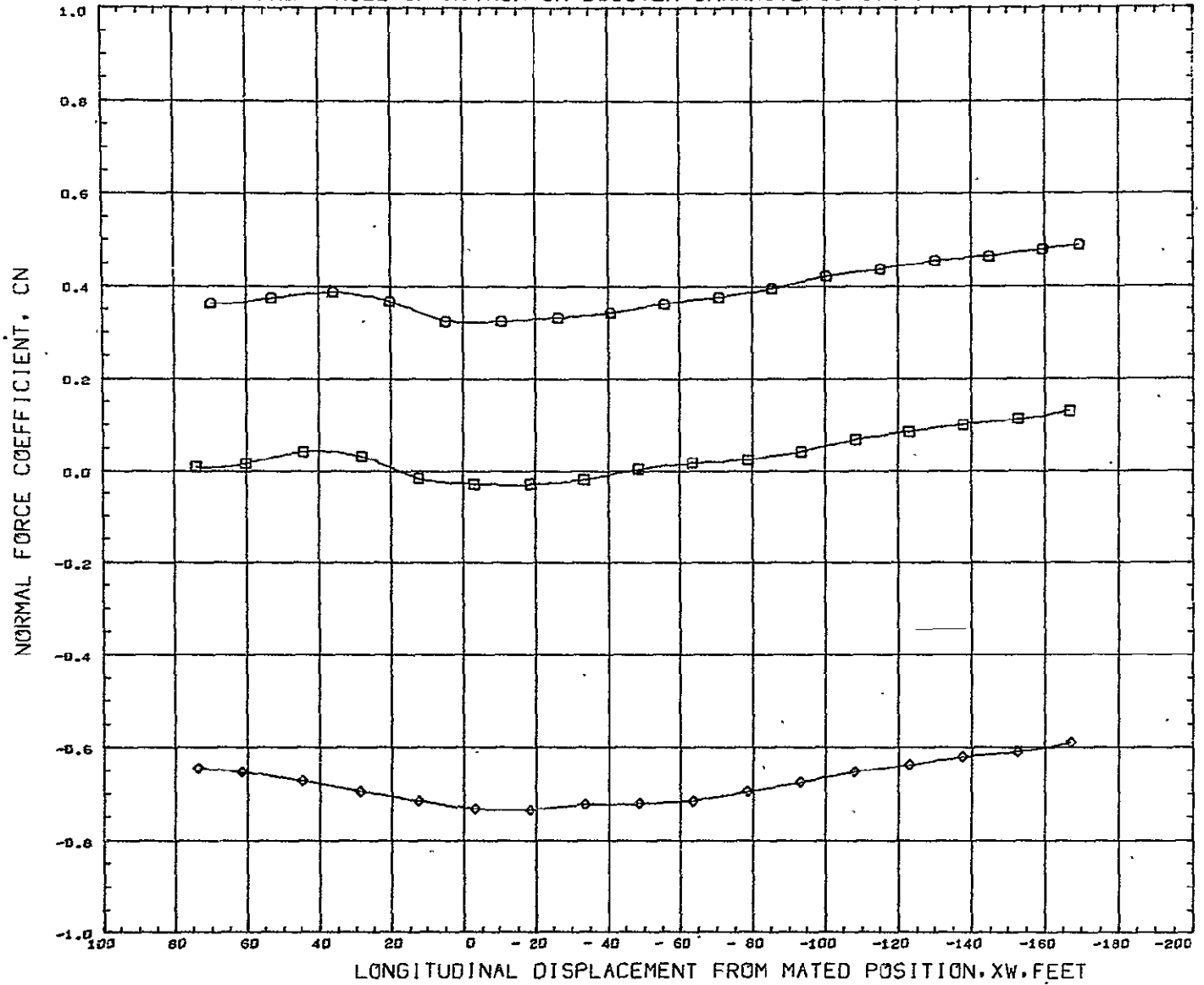
EFFECT OF BOOSTER ANGLE OF ATTACK ON BOOSTER CHARACTERISTICS AT M=1.1



DATA SET SYMBOL	CONFIGURATION DESCRIPTION	PARAMETRIC VALUES	REFERENCE INFORMATION
(80A923)	GDHST 304-0 B9J (ALPHA=+ 5) + 13DG (ALPHA=+ 5)	ALPHA0 5.000 ALPHAB 5.000	REFS 12.6740 SQ IN
(80A924)	GDHST 304-0 B9J (ALPHA= 0) + 13DG (ALPHA=+ 5)	MACH 1.100 BETA 0.000	REFL 10.0380 IN
(80A926)	GDHST 304-0 B9J (ALPHA=-10) + 13DG (ALPHA=+ 5)	ELEVON 0.000	REFB 1.4700 IN
			XMRP 6.4000 IN
			YMRP 0.0000 IN
			ZMRP 0.8610 IN
			SCALE 0.0035

GAF Z 4.380

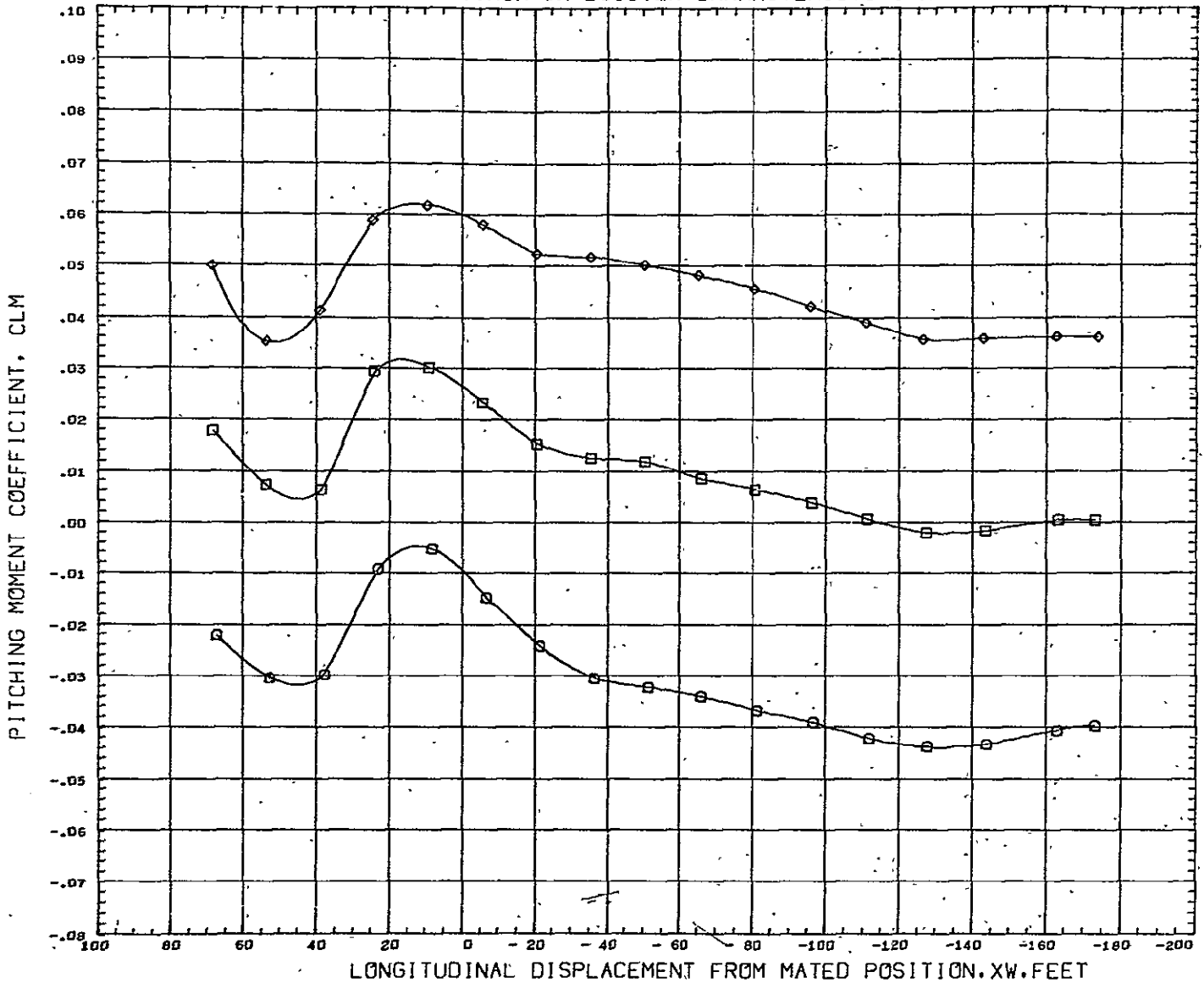
EFFECT OF BOOSTER ANGLE OF ATTACK ON BOOSTER CHARACTERISTICS AT M=1.1



DATA SET SYMBOL	CONFIGURATION DESCRIPTION	PARAMETRIC VALUES	REFERENCE INFORMATION
(00A023)	GDHST 304-0 B9J (ALPHA=+ 5) + 130G (ALPHA=+ 5)	ALPHA0 5.000 ALPHA8 5.000	REFS 12.6740 SQ IN
(00A024)	GDHST 304-0 B9J (ALPHA= 0) + 130G (ALPHA=+ 5)	MACH 1.100 BETA 0.000	REFL 10.0380 IN
(00A026)	GDHST 304-0 B9J (ALPHA=-10) + 130G (ALPHA=+ 5)	ELEVON 0.000	REFB 1.4700 IN
			XMRP 6.4000 IN
			YMRP 0.0000 IN
			ZMRP 0.8610 IN
			SCALE 0.0035

GAF 2 54,380

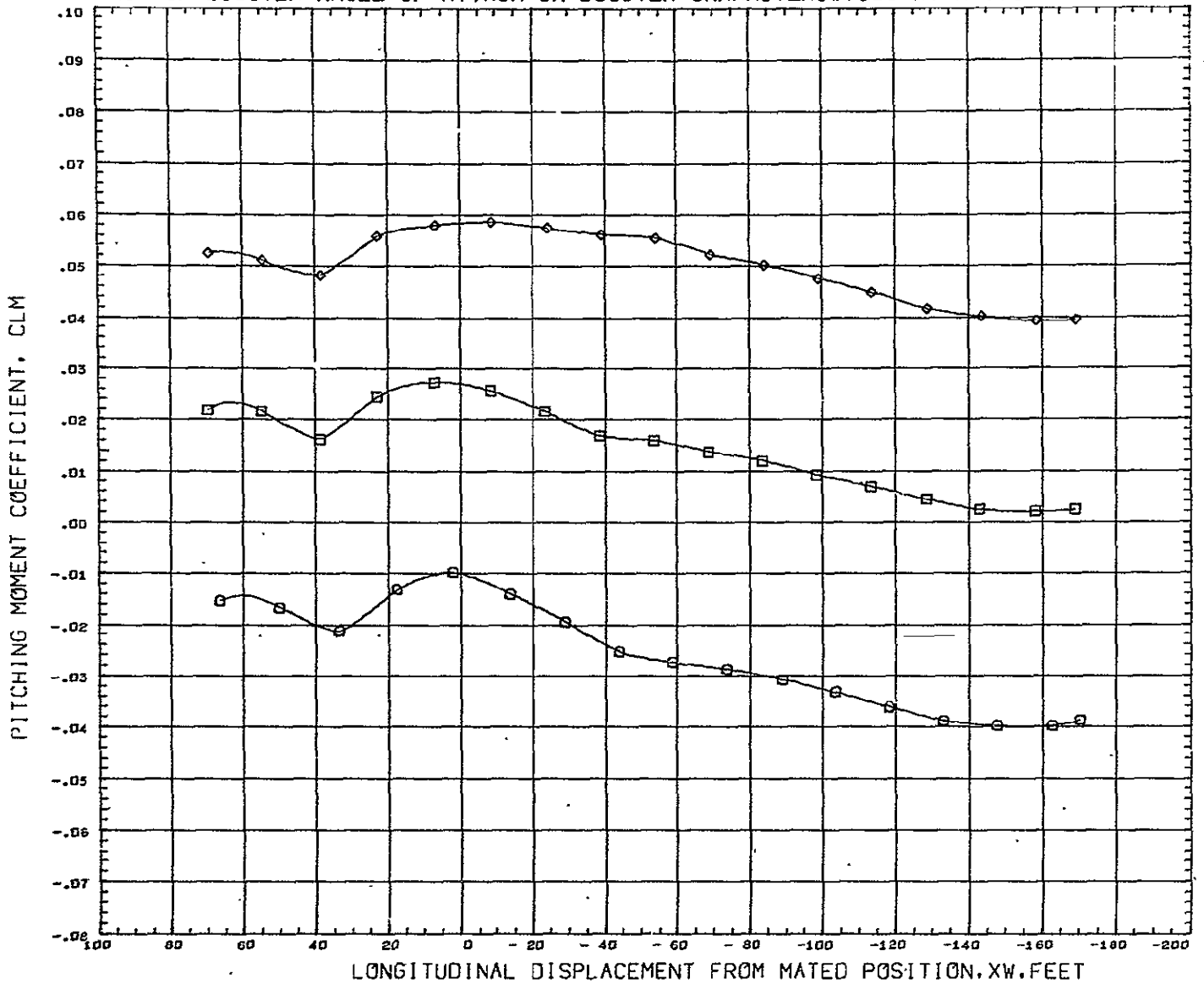
EFFECT OF BOOSTER ANGLE OF ATTACK ON BOOSTER CHARACTERISTICS AT M=1.1



DATA SET SYMBOL	CONFIGURATION DESCRIPTION	PARAMETRIC VALUES	REFERENCE INFORMATION
(BOA927)	GDHST 304-D B9J (ALPHA= 0) + 134B (ALPHA= 0)	ALPHA0 0.000 ALPHA8 0.000	REFS 12.6740 SQ IN
(BOA928)	GDHST 304-D B9J (ALPHA=- 5) + 134B (ALPHA= 0)	MACH 1.100 BETA 0.000	REFL 10.0380 IN
(BOA929)	GDHST 304-D B9J (ALPHA=-10) + 134B (ALPHA= 0)	ELEVON 0.000	REFB 1.4700 IN
			XHRF 6.4000 IN
			YHRF 0.0000 IN
			ZHRF 0.8610 IN
			SCALE 0.0035

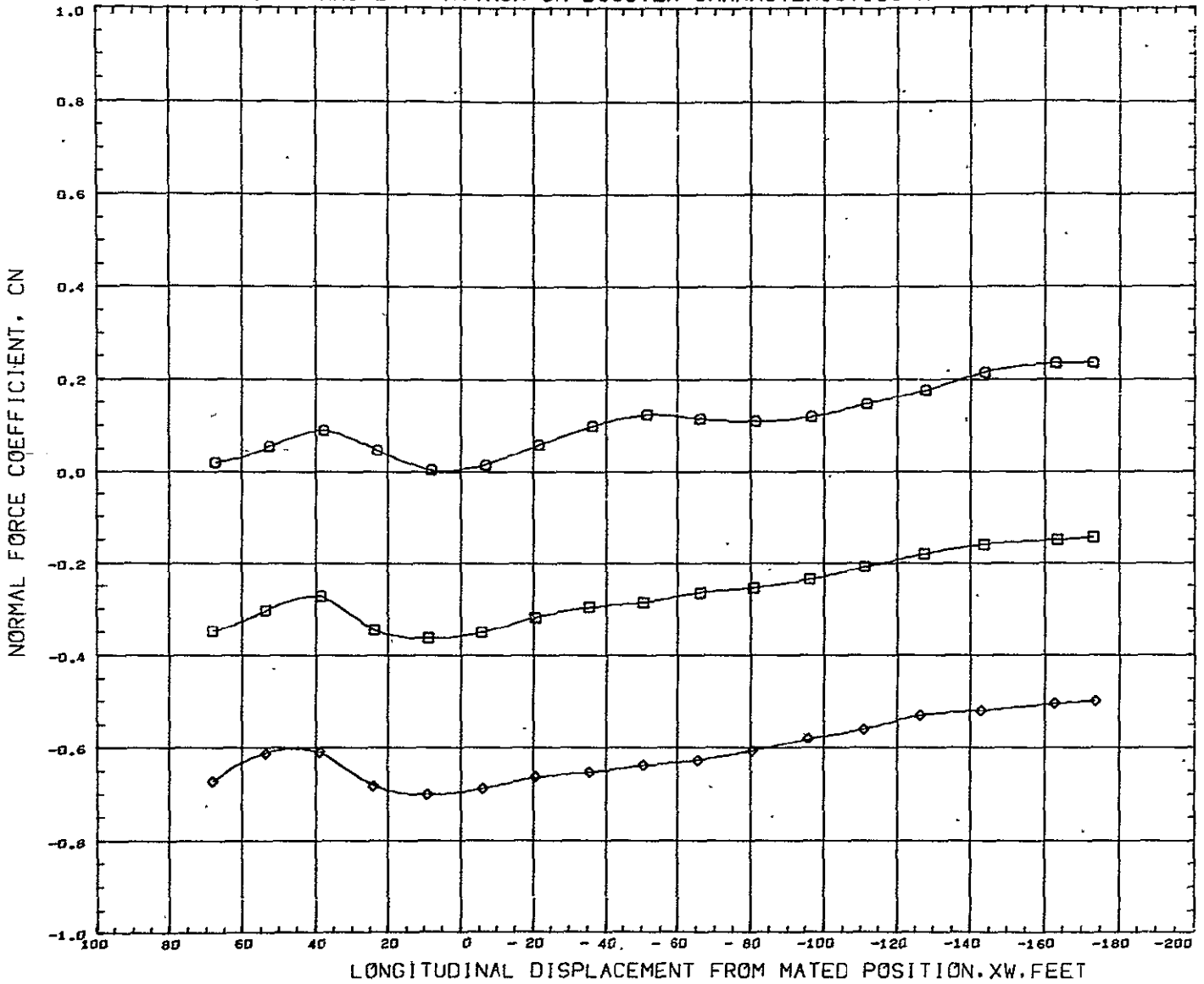
GAP Z 4.380

EFFECT OF BOOSTER ANGLE OF ATTACK ON BOOSTER CHARACTERISTICS AT M=1.1



DATA SET SYMBOL	CONFIGURATION DESCRIPTION	PARAMETRIC VALUES	REFERENCE INFORMATION
(BOAG27)	GDHST 304-D B9J(ALPHA= 0) + 134B(ALPHA= 0)	ALPHA0 0.000	REFS 12.6740 SQ IN
(BOAG28)	GDHST 304-D B9J(ALPHA=- 5) + 134B(ALPHA= 0)	MACH 1.100	REFL 10.0380 IN
(BOAG29)	GDHST 304-D B9J(ALPHA=-10) + 134B(ALPHA= 0)	BETA 0.000	REFB 1.4700 IN
		ELEVON 0.000	XNRF 6.4000 IN
			YHRF 0.0000 IN
			ZMRP 0.8610 IN
			SCALE 0.0035

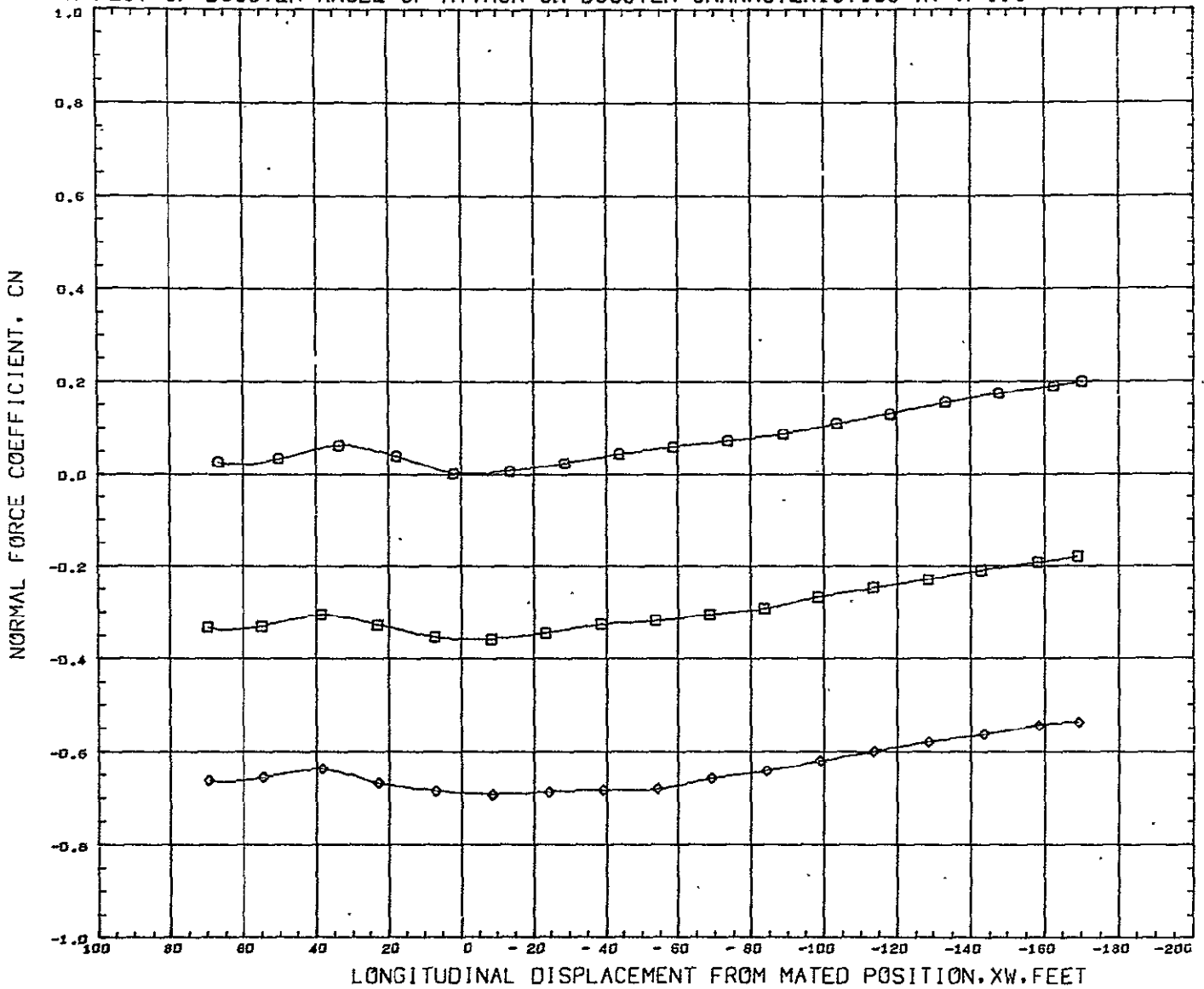
EFFECT OF BOOSTER ANGLE OF ATTACK ON BOOSTER CHARACTERISTICS AT M=1.1



DATA SET SYMBOL	CONFIGURATION DESCRIPTION	PARAMETRIC VALUES	REFERENCE INFORMATION
(BOA027)	GCHST 304-D B9J (ALPHA= 0) + 134B (ALPHA= 0)	ALPHA0 0.000 ALPHAB 0.000	REFS 12.6740 SQ IN
(BOA028)	GCHST 304-D B9J (ALPHA=- 5) + 134B (ALPHA= 0)	HACH 1.100 BETA 0.000	REFL 10.0380 IN
(BOA029)	GCHST 304-D B9J (ALPHA=-10) + 134B (ALPHA= 0)	ELEVON 0.000	REFB 1.4700 IN
			XMRP 6.4000 IN
			YMRP 0.0000 IN
			ZMRP 0.8610 IN
			SCALE 0.0035

G F Z 4.389

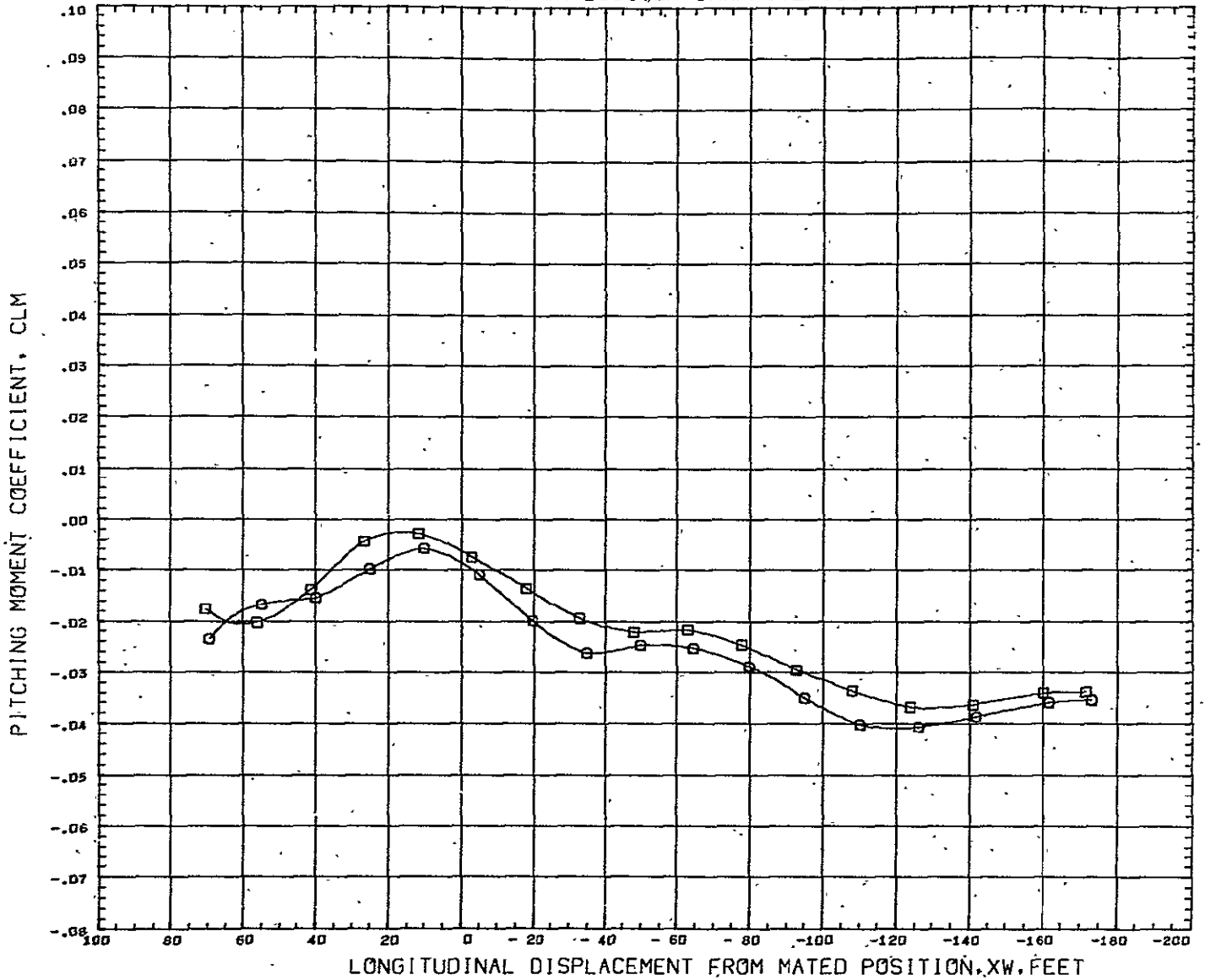
EFFECT OF BOOSTER ANGLE OF ATTACK ON BOOSTER CHARACTERISTICS AT M=1.1



DATA SET SYMBOL	CONFIGURATION DESCRIPTION	PARAMETRIC VALUES	REFERENCE INFORMATION
(80AD27)	GDHST 304-D B9J (ALPHA= 0) + 134B (ALPHA= 0)	ALPHA0 0.000	REFS 12.6740 SQ IN
(80AD28)	GDHST 304-D B9J (ALPHA=- 5) + 134B (ALPHA= 0)	MACH 1.100	REFL 10.0380 IN
(80AD29)	GDHST 304-D B9J (ALPHA=-10) + 134B (ALPHA= 0)	BETA 0.000	REFB 1.4700 IN
		ELEVON 0.000	XMRP 6.4000 IN
			YMRP 0.0000 IN
			ZMRP 0.8610 IN
			SCALE 0.0035

GAF Z 54,380

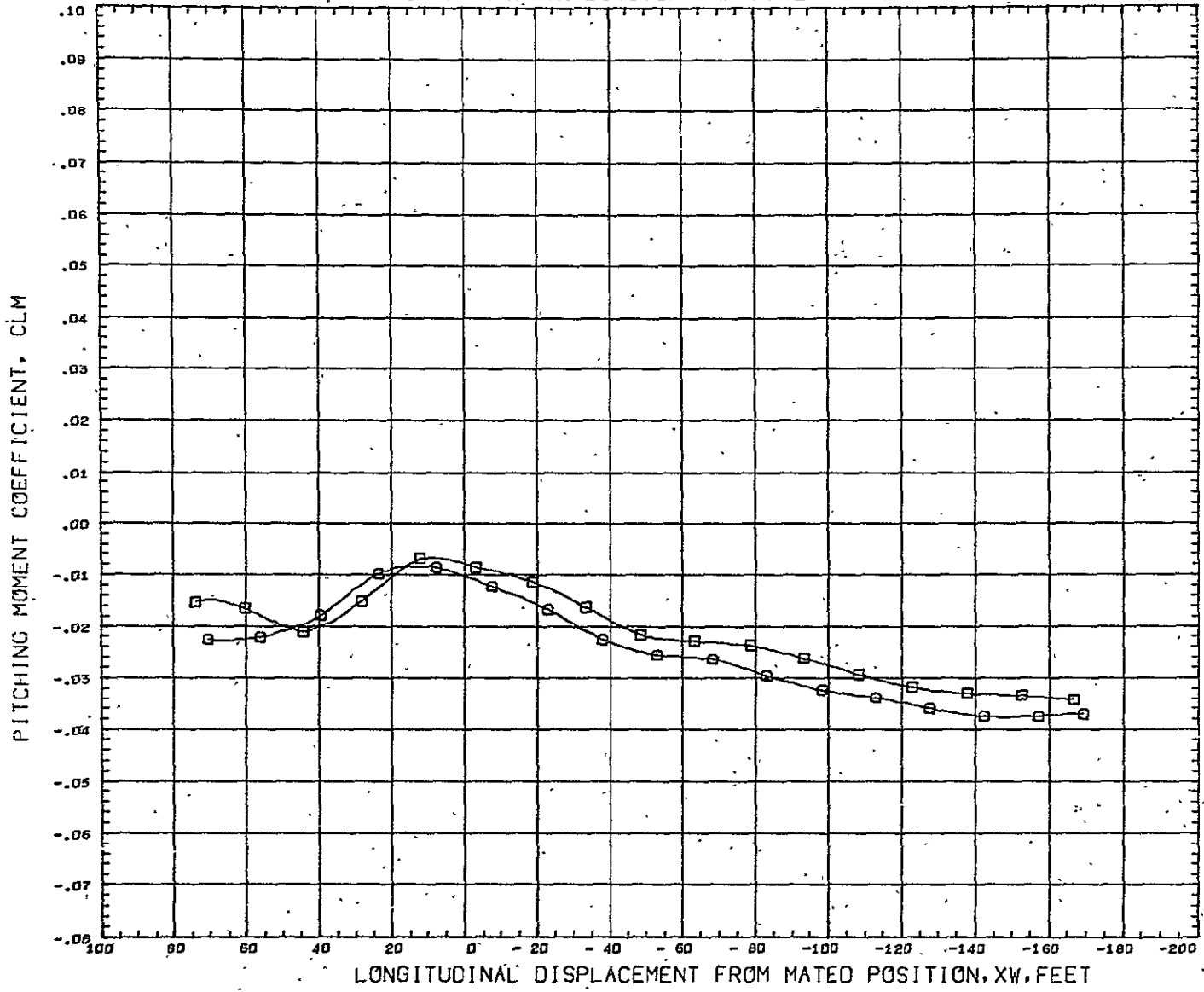
EFFECT OF ORBITER ANGLE OF ATTACK ON BOOSTER CHARACTERISTICS AT M=1.1



DATA SET SYMBOL	CONFIGURATION DESCRIPTION	PARAMETRIC VALUES			REFERENCE INFORMATION			
(B0A019)	GDHST 304-D 89J (ALPHA= 0) + 130G (ALPHA= 0)	ALPHA0	0.000	ALPHA8	0.000	REFS	12.6740	SQ IN
(B0A024)	GDHST 304-D 89J (ALPHA= 0) + 130G (ALPHA=+ 5)	MACH	1.100	BETA	0.000	REFL	10.0380	IN
		ELEVON	0.000			REFB	1.4700	IN
						XMRP	6.4000	IN
						YMRP	0.0000	IN
						ZMRP	0.8610	IN
						SCALE	0.0035	

GAP Z 4.380

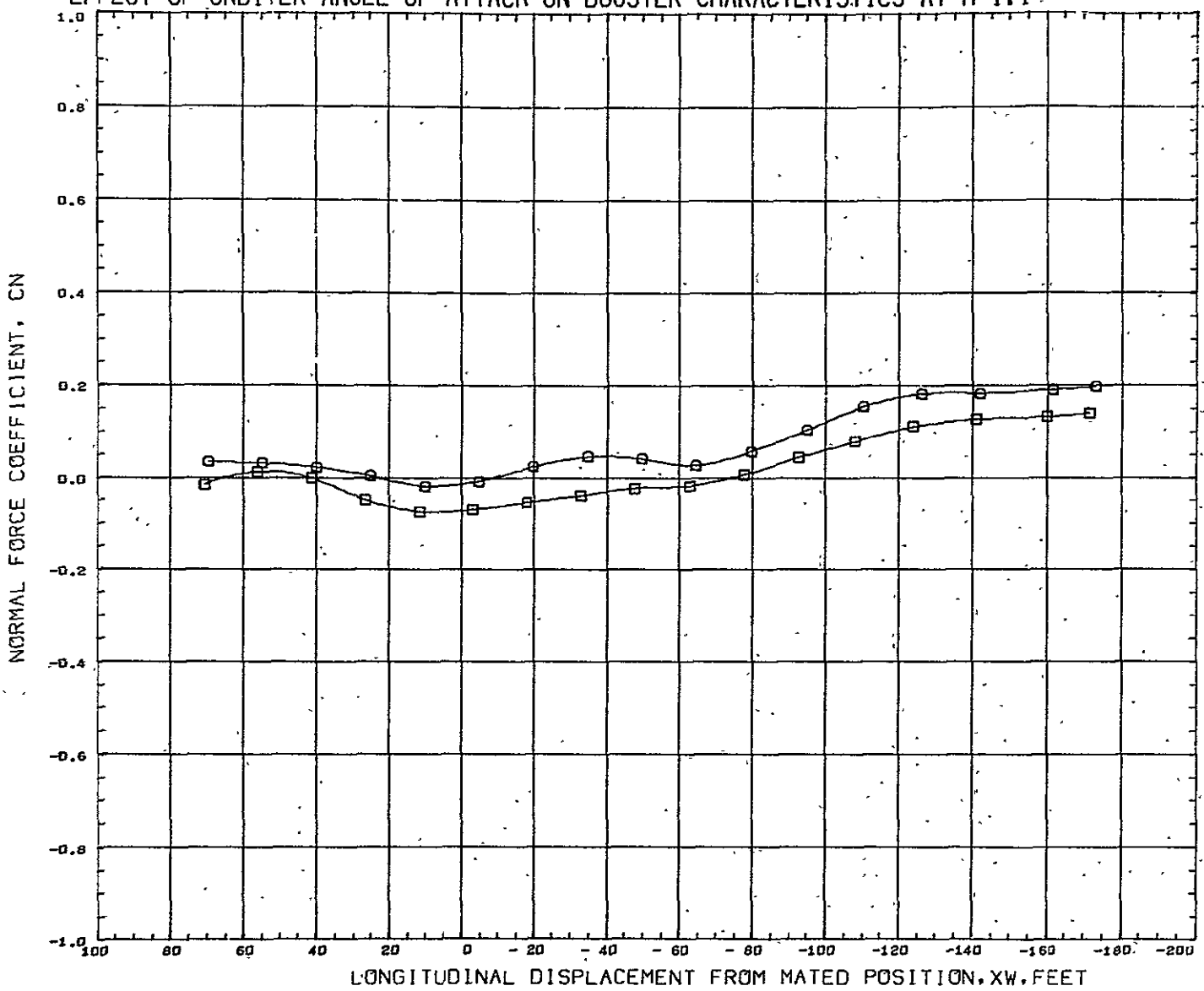
EFFECT OF ORBITER ANGLE OF ATTACK ON BOOSTER CHARACTERISTICS AT M=1.1



DATA SET SYMBOL	CONFIGURATION DESCRIPTION	PARAMETRIC VALUES				REFERENCE INFORMATION		
(B0A019)	GDHST 304-D B9J(ALPHA= 0) + 130G(ALPHA= 0)	ALPHA0	0.000	ALPHAB	0.000	REFS	12.6740	SQ IN
(B0A024)	GDHST 304-D B9J(ALPHA= 0) + 130G(ALPHA=+ 5)	MACH	1.100	BETA	0.000	REFL	10.0380	IN
		ELEVON	0.000			REFB	1.4700	IN
						YMRP	6.4000	IN
						ZMRP	0.0000	IN
						ZMRP	0.8610	IN
						SCALE	0.0035	

GAF Z 54.380

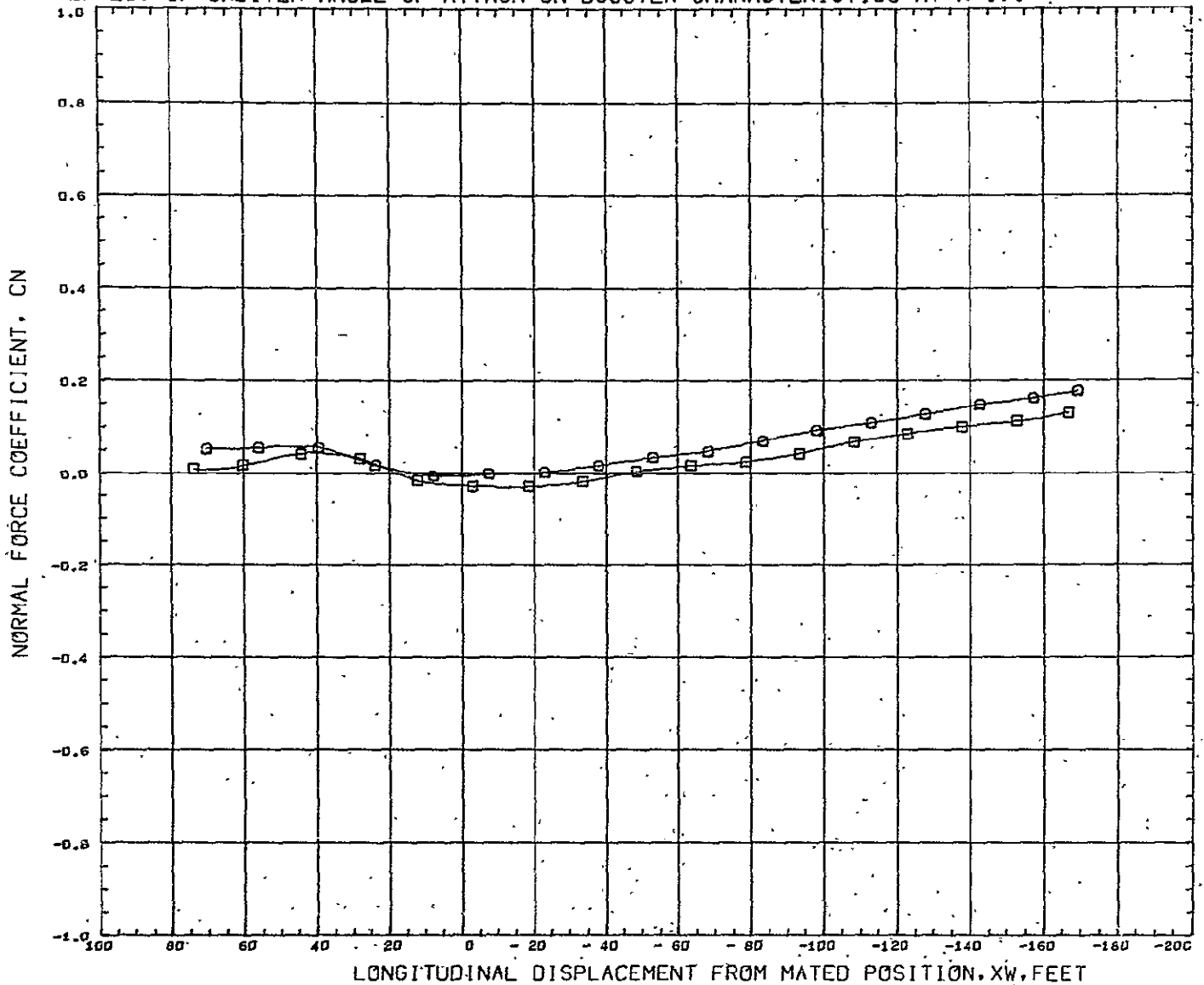
EFFECT OF ORBITER ANGLE OF ATTACK ON BOOSTER CHARACTERISTICS AT M=1.1



DATA SET SYMBOL	CONFIGURATION DESCRIPTION	PARAMETRIC VALUES			REFERENCE INFORMATION			
(B0AG19)	GDHST 304-D B9J (ALPHA= 0) + 130G (ALPHA= 0)	ALPHA0	0.000	ALPHAB	0.000	REFS	12.6740	SQ IN.
(B0AG24)	GDHST 304-D B9J (ALPHA= 0) + 130G (ALPHA=+ 5)	MACH	1.100	BETA	0.000	REFL	10.0380	IN
		ELEVON	0.000			REFB	1.4700	IN
						XHRF	6.4000	IN
						YHRF	0.0000	IN
						ZHRF	0.8610	IN
						SCALE	0.0035	

GAF_2 4.380

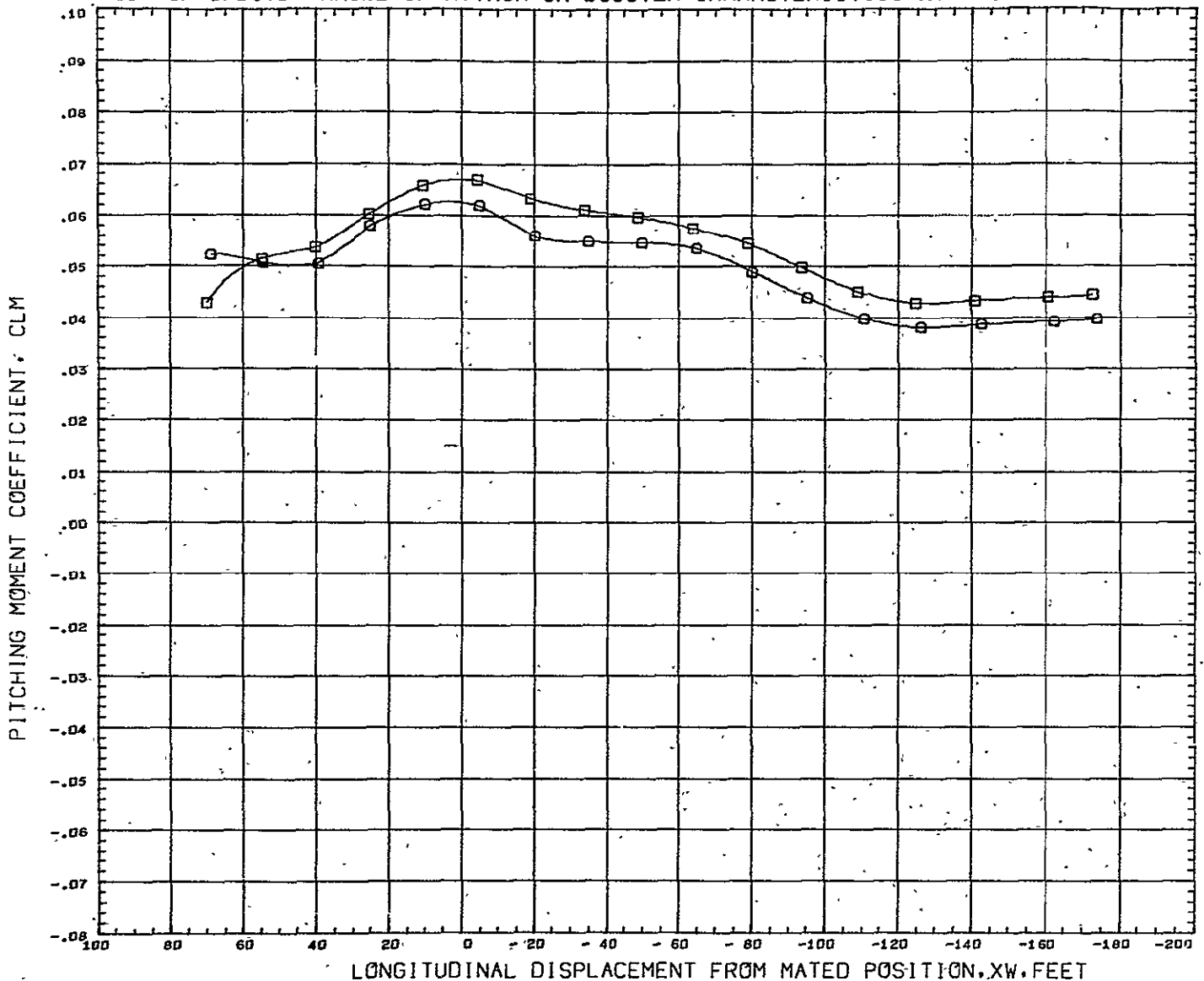
EFFECT OF ORBITER ANGLE OF ATTACK ON BOOSTER CHARACTERISTICS AT M=1.1



DATA SET SYMBOL	CONFIGURATION DESCRIPTION	PARAMETRIC VALUES			REFERENCE INFORMATION			
(BOAG19)	GDHST 304-D 89J (ALPHA= 0) + 130G (ALPHA= 0)	ALPHA0	0.000	ALPHA8	0.000	REFS	12.6740	SQ IN
(BOAG24)	GDHST 302-D 89J (ALPHA= 0) + 130G (ALPHA=+ 5)	MACH	1.100	BETA	0.000	REFL	10.0380	IN
		ELEVON	0.000			REFB	1.4700	IN
						XMRP	6.4000	IN
						YMRP	0.0000	IN
						ZMRP	0.8610	IN
						SCALE	0.0035	

GAP Z '54.380

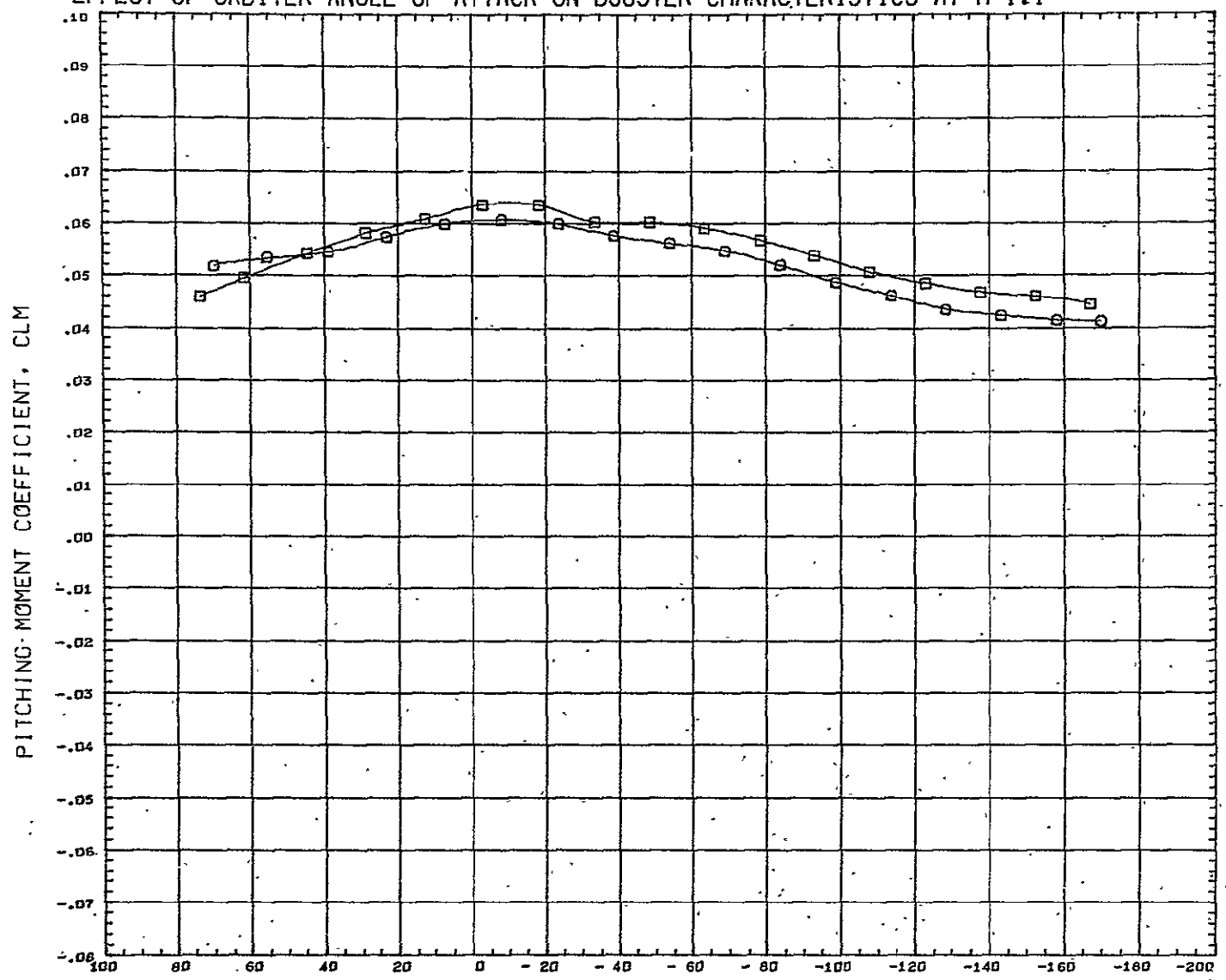
EFFECT OF ORBITER ANGLE OF ATTACK ON BOOSTER CHARACTERISTICS AT M=1.1



DATA SET SYMBOL	CONFIGURATION DESCRIPTION	PARAMETRIC VALUES	REFERENCE INFORMATION
(B0A021)	GDHST 304-D B9J (ALPHA=-10) + 130G (ALPHA= 0)	ALPHA0 0.000, ALPHAB - 10.000	REFS 12.6740 SQ IN
(B0A026)	GDHST 304-D B9J (ALPHA=-10) + 130G (ALPHA=+ 5)	MACH 1.100, BETA 0.000	REFL 10.0380 IN
		ELEVON 0.000	REFB 1.4700 IN
			XMRP 6.4000 IN
			YMRP 0.0000 IN
			ZMRP 0.8610 IN
			SCALE 0.0035

GAP Z 4.380

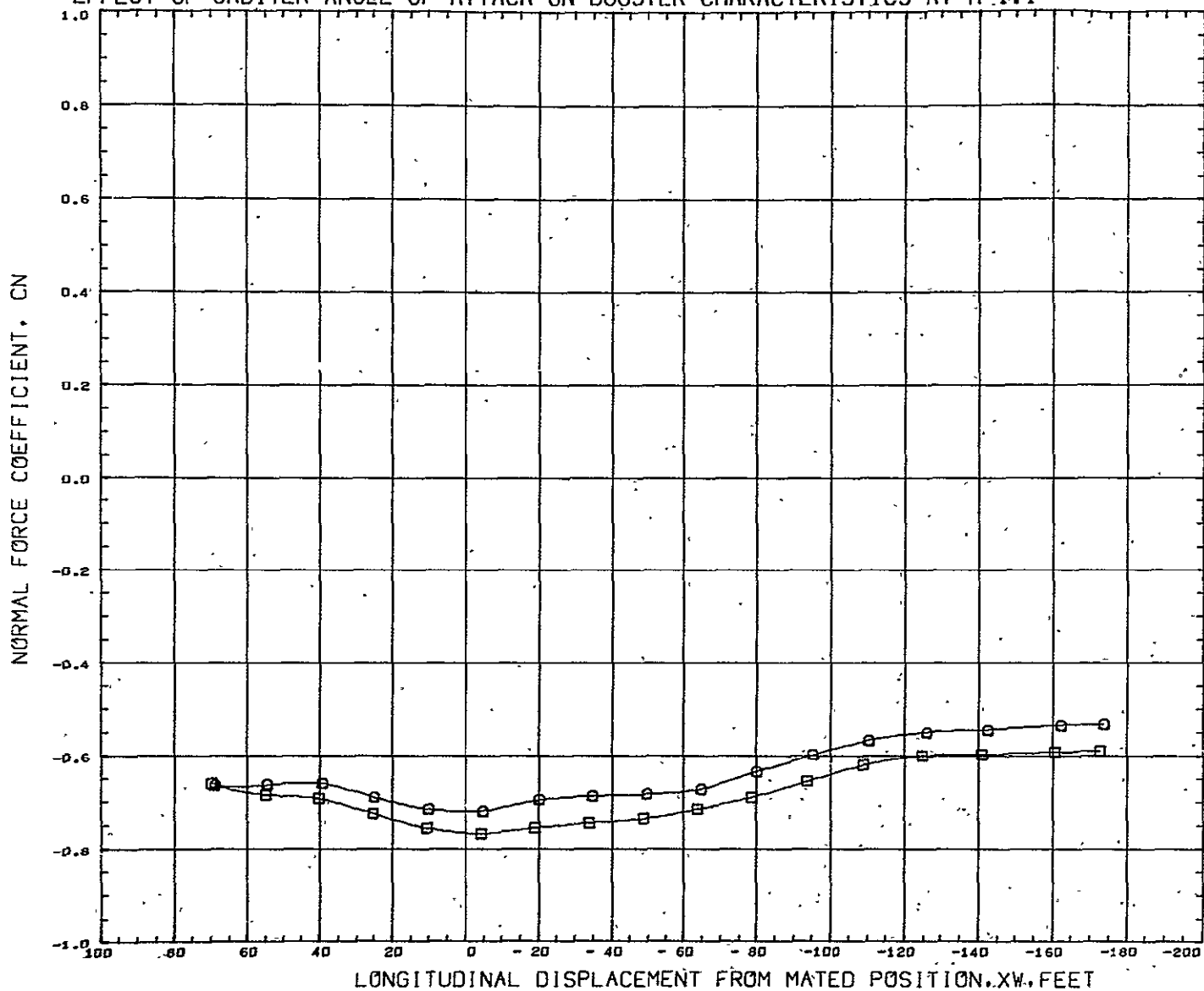
EFFECT OF ORBITER ANGLE OF ATTACK ON BOOSTER CHARACTERISTICS AT M=1.1



DATA SET SYMBOL	CONFIGURATION DESCRIPTION	PARAMETRIC VALUES	REFERENCE INFORMATION
(B04021)	GDHST 304-D B9J (ALPHA=-10) + 130G (ALPHA= 0)	-ALPHA0 0.000	REFS 12.6740 SQ IN
(B04026)	GDHST 304-D B9J (ALPHA=-10) + 130G (ALPHA=+ 5)	MACH 1.100	REFL 10.0380 IN
		ELEVON 0.000	REFB 1.4700 IN
			XMRP -6.4000 IN
			YMRP 0.0000 IN
			ZMRP 0.8610 IN
			SCALE 0.0035

GAF 2 54.300

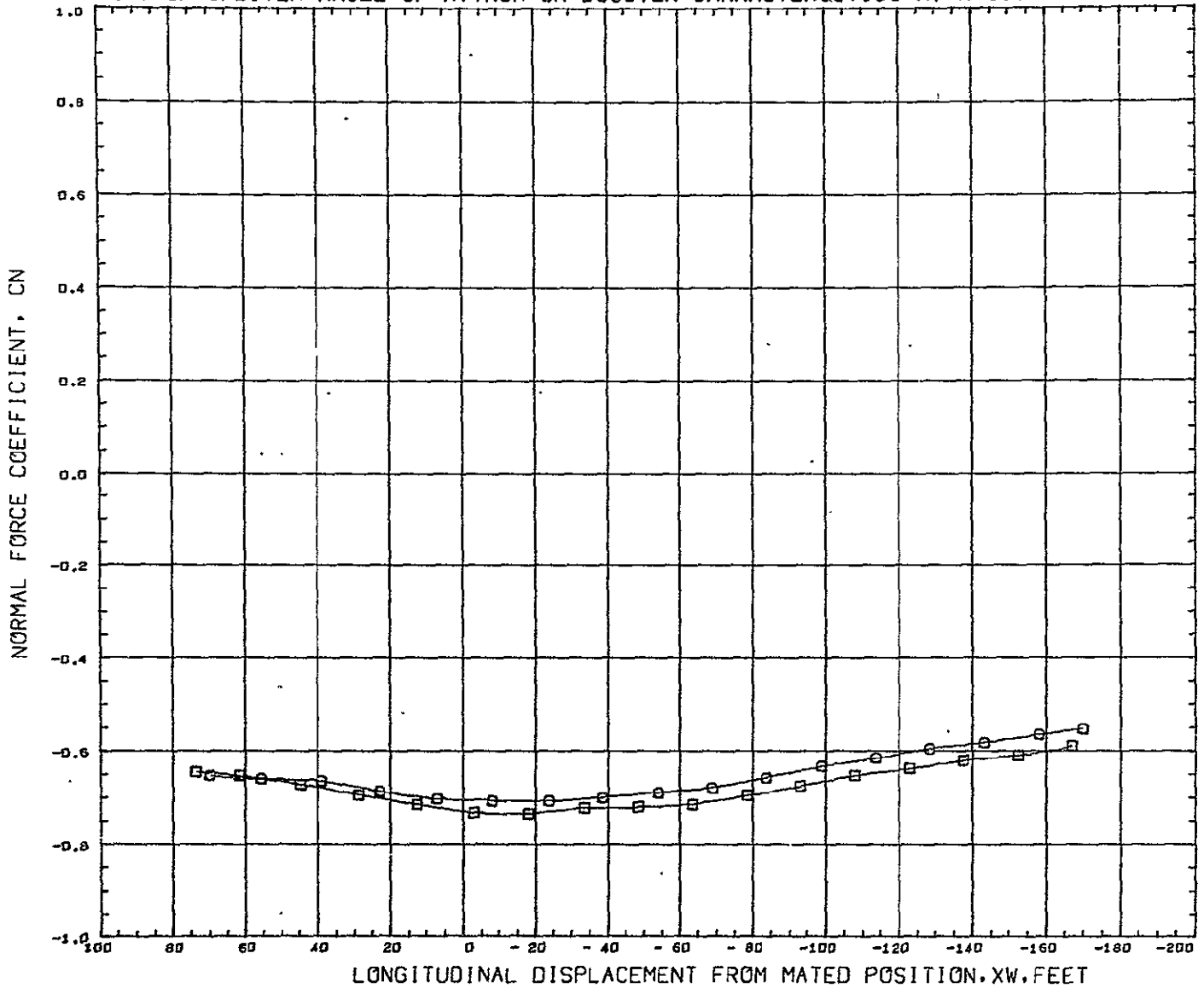
EFFECT OF ORBITER ANGLE OF ATTACK ON BOOSTER CHARACTERISTICS AT M=1.1



DATA SET SYMBOL	CONFIGURATION DESCRIPTION	PARAMETRIC VALUES		REFERENCE INFORMATION				
(BOAD21)	GDHST 304-D B9J (ALPHA=-10) + 130G (ALPHA= 0)	ALPHA0	0.000	ALPHA8	- 10.000	REFS	12.6740	SQ IN
(BOAD26)	GDHST 304-D B9J (ALPHA=-10) + 130G (ALPHA=+ 5)	MACH	1.100	BETA	0.000	REFL	10.0380	IN
		ELEVON	0.000			REFB	1.4700	IN
						XMRP	6.4000	IN
						YMRP	0.0000	IN
						ZMRP	0.8610	IN
						SCALE	0.0035	

GAF Z 4.380

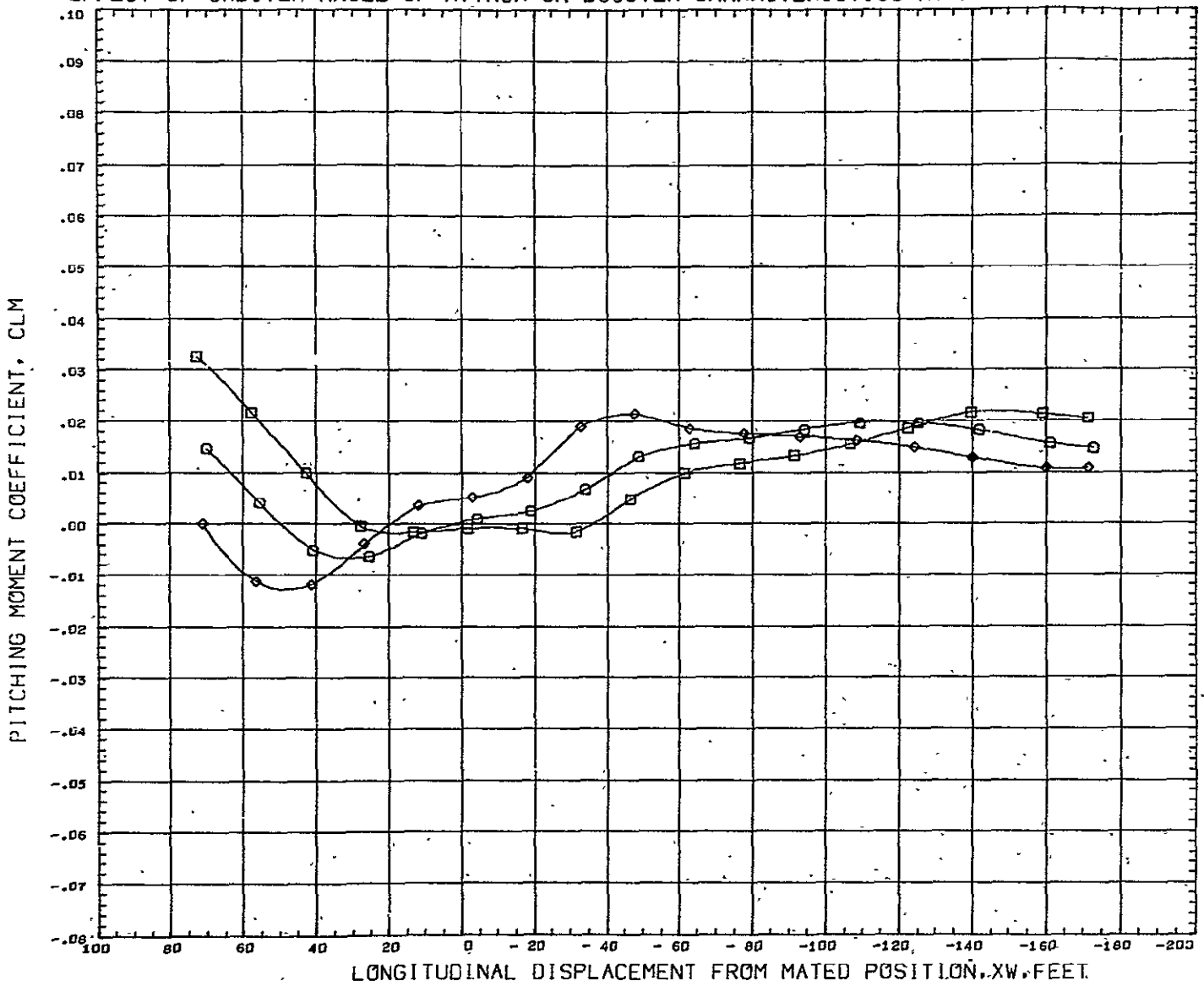
EFFECT OF ORBITER ANGLE OF ATTACK ON BOOSTER CHARACTERISTICS AT M=1.1



DATA SET SYMBOL	CONFIGURATION DESCRIPTION	PARAMETRIC VALUES		REFERENCE INFORMATION				
(E04021)	GDMST 304-D B9J (ALPHA=-10) + 130G (ALPHA= 0)	ALPHA0	0.000	ALPHA8	- 10.000	REFS	12.6740	SQ IN
(E04026)	GDMST 304-D B9J (ALPHA=-10) + 130G (ALPHA=+ 5)	MACH	1.100	BETA	0.000	REFL	10.0380	IN
		ELEVON	0.000			REFB	1.4700	IN
						XMRP	6.4000	IN
						YMRP	0.0000	IN
						ZMRP	0.8610	IN
						SCALE	0.0035	

GAP Z 54.380

EFFECT OF ORBITER ANGLE OF ATTACK ON BOOSTER CHARACTERISTICS AT M=1.6

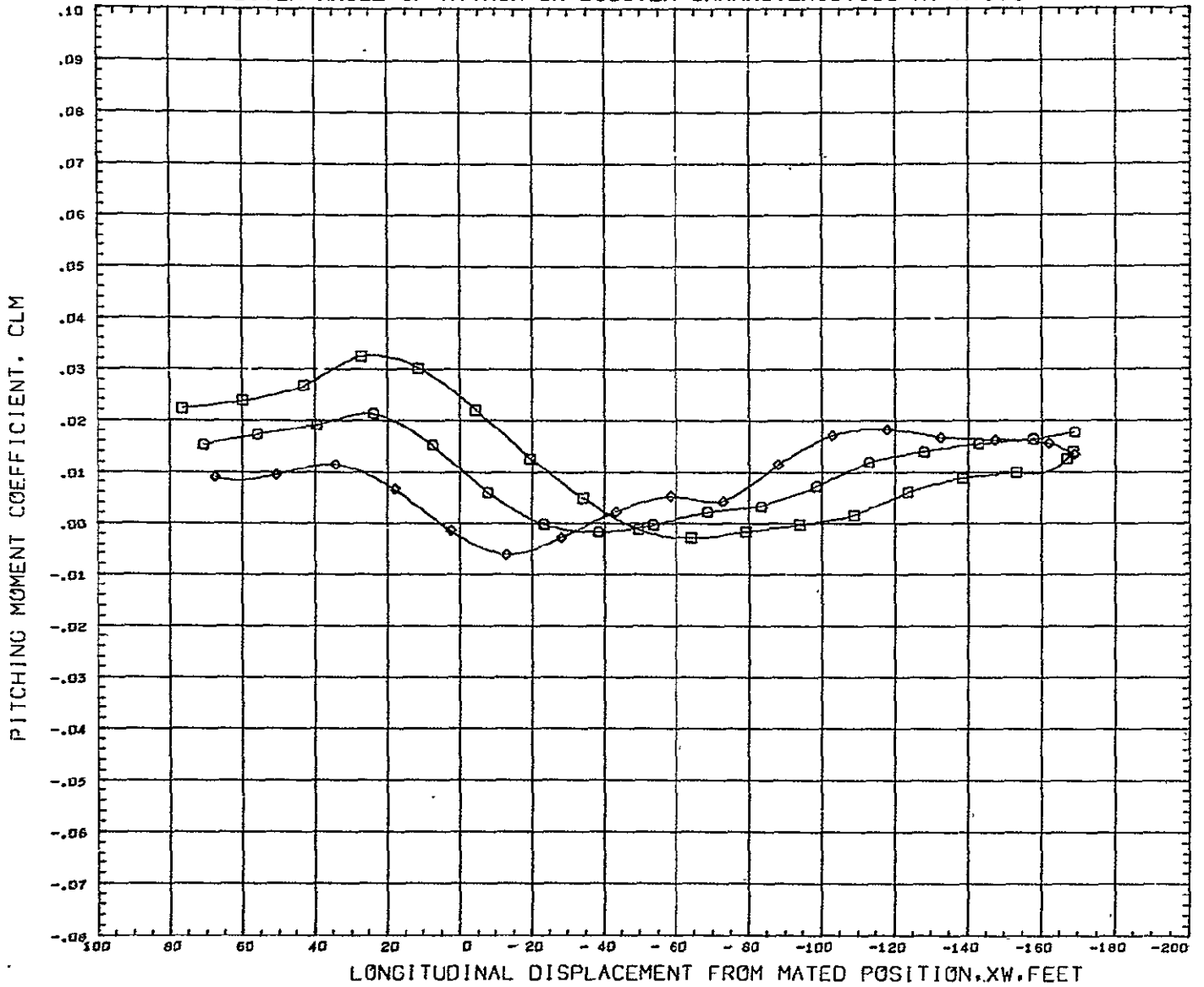


LONGITUDINAL DISPLACEMENT FROM MATED POSITION, XW, FEET

DATA SET SYMBOL	CONFIGURATION DESCRIPTION	PARAMETRIC VALUES	REFERENCE INFORMATION
(BOA051)	GDHST 304-D 89J (ALPHA=- 5) + 130G (ALPHA= 0)	ALPHA0 0.000 ALPHAB - 5.000	REFS 12.6740 SQ IN
(BOA010)	GDHST 304-D 89J (ALPHA=- 5) + 130G (ALPHA=+ 5)	MACH 1.600 BETA 0.000	REFL 10.0380 IN
(BOA013)	GDHST 304-D 89J (ALPHA=- 5) + 130G (ALPHA=- 5)	ELEVON 0.000	REFB 1.4700 IN
			XMRP 6.4000 IN
			YMRP 0.0000 IN
			ZMRP 0.8610 IN
			SCALE 0.0035

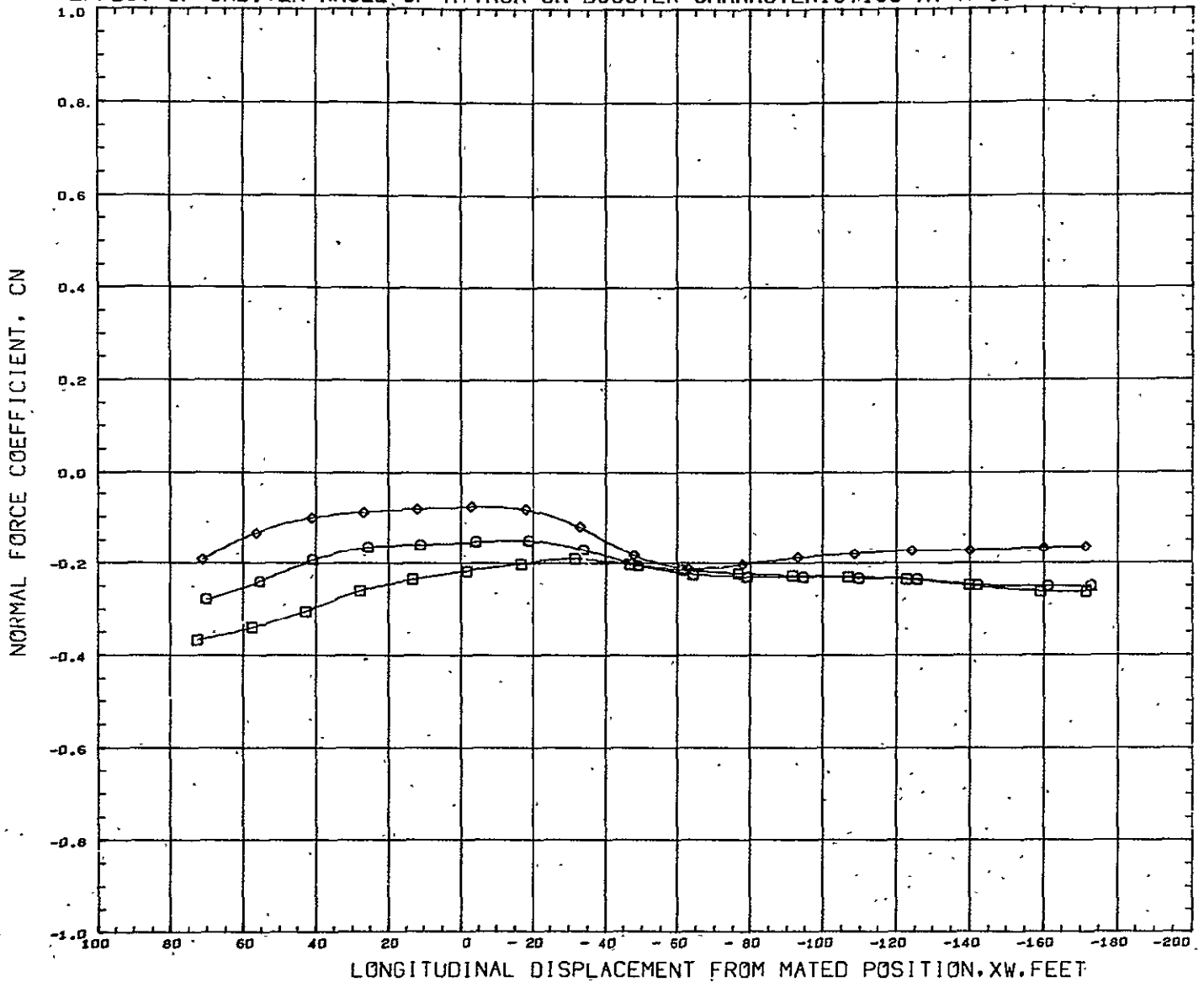
GAP Z 4.380

EFFECT OF ORBITER ANGLE OF ATTACK ON BOOSTER CHARACTERISTICS AT M=1.6



DATA SET SYMBOL	CONFIGURATION DESCRIPTION	PARAMETRIC VALUES	REFERENCE INFORMATION
(B0A051)	GDHST 304-G B9J (ALPHA=- 5) + 130G (ALPHA= 0)	ALPHA0 0.000 ALPHAB - 5.000	REFS 12.5740 SQ IN
(B0A010)	GDHST 304-G B9J (ALPHA=- 5) + 130G (ALPHA=+ 5)	MACH 1.600 BETA 0.000	REFL 10.0380 IN
(B0A013)	GDHST 304-G B9J (ALPHA=- 5) + 130G (ALPHA=- 5)	ELEVON 0.000	REFB 1.4700 IN
			XMRP 6.4000 IN
			YMRP 0.0000 IN
			ZMRP 0.8610 IN
			SCALE 0.0035

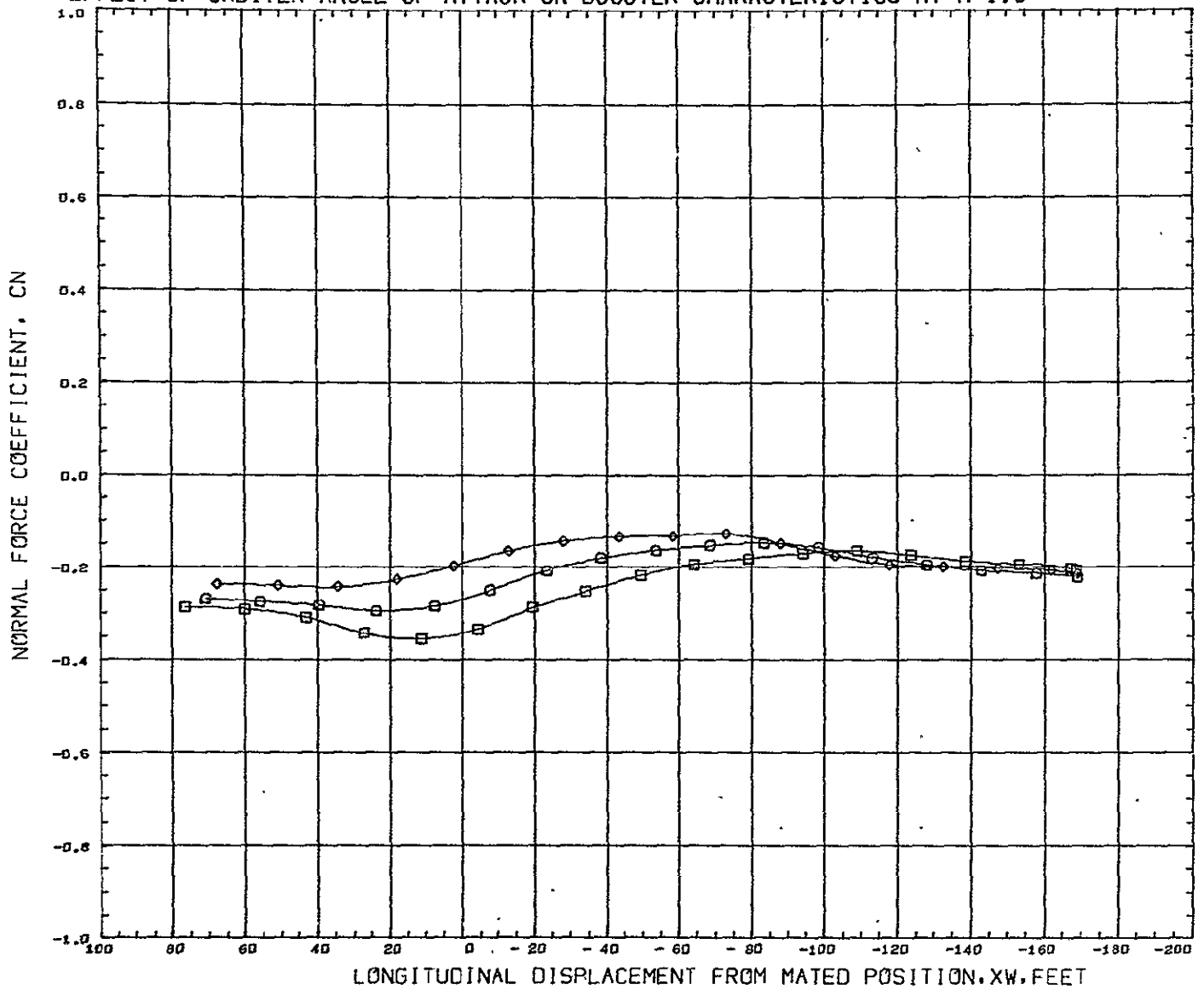
EFFECT OF ORBITER ANGLE OF ATTACK ON BOOSTER CHARACTERISTICS AT M=1.6



DATA SET SYMBOL	CONFIGURATION DESCRIPTION	PARAMETRIC VALUES			REFERENCE INFORMATION		
(BOA051)	GCHST 304-D B9J (ALPHA=- 5) + 13DC (ALPHA= 0)	ALPHA0	0.000	ALPHA0	- 5.000	REFS	12.6740 SQ IN
(BOA010)	GCHST 304-D B9J (ALPHA=- 5) + 13DC (ALPHA=+ 5)	MACH	1.600	BETA	0.000	REFL	10.0380 IN
(BOA013)	GCHST 304-D B9J (ALPHA=- 5) + 13DC (ALPHA=- 5)	ELEVON	0.000			REFB	1.4700 IN
						XMRP	6.4000 IN
						YMRP	0.0000 IN
						ZMRP	0.8610 IN
						SCALE	0.0035

GAF Z 4.380

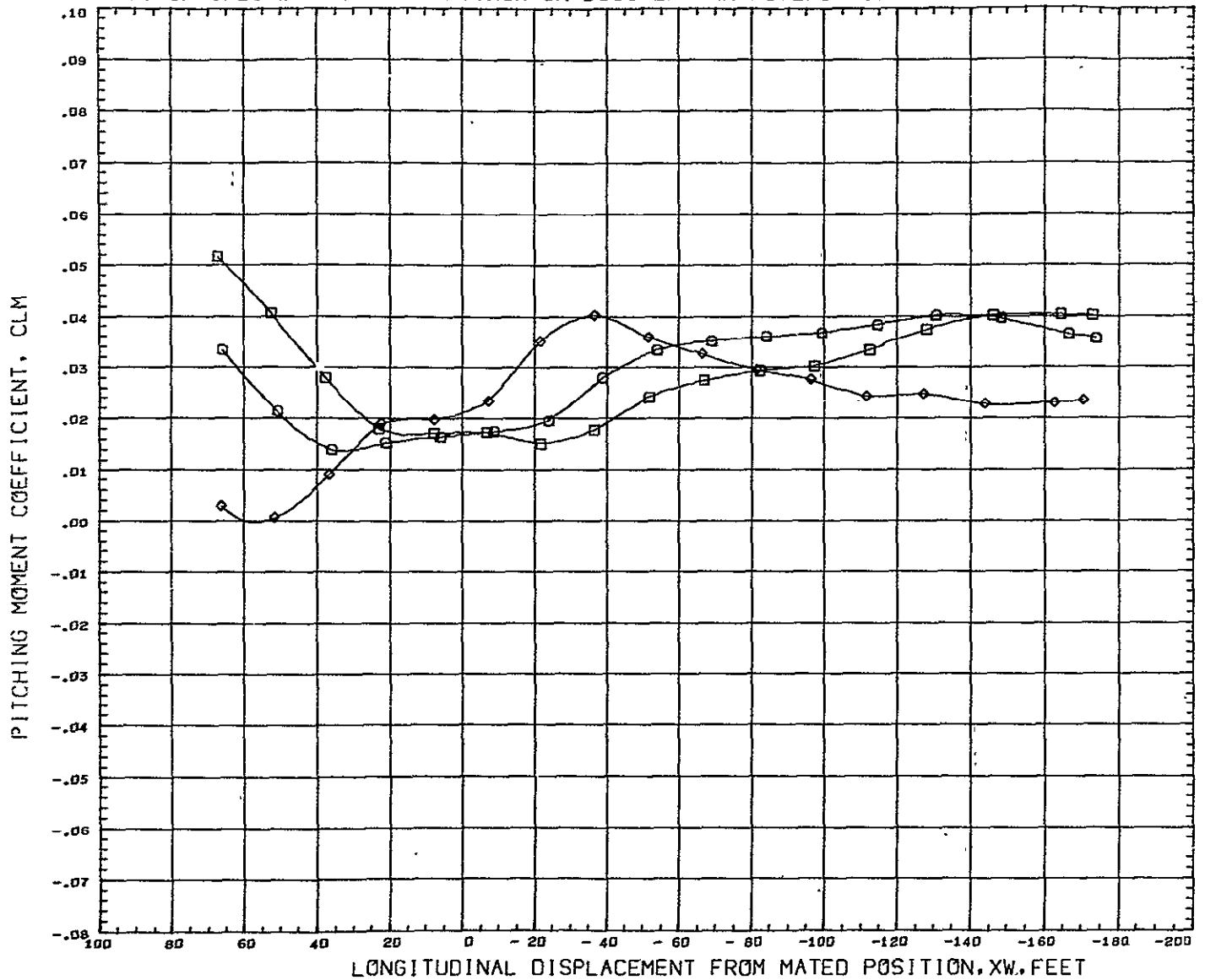
EFFECT OF ORBITER ANGLE OF ATTACK ON BOOSTER CHARACTERISTICS AT M=1.6



DATA SET SYMBOL	CONFIGURATION DESCRIPTION	PARAMETRIC VALUES		REFERENCE INFORMATION				
(E0A051)	GDHST 394-D B9J (ALPHA=- 5) + 130G (ALPHA= 0)	ALPHA0	0.000	ALPHAB	- 5.000	REFS	12.6740	SQ IN
(E0A010)	GDHST 394-D B9J (ALPHA=- 5) + 130G (ALPHA+ 5)	MACH	1.600	BETA	0.000	REFL	10.0380	IN
(E0A013)	GDHST 394-D B9J (ALPHA=- 5) + 130G (ALPHA=- 5)	ELEVON	0.000			REFB	1.4700	IN
						XMRP	6.4000	IN
						YMRP	0.0000	IN
						ZMRP	0.0610	IN
						SCALE	0.0035	

GAP Z 54,380

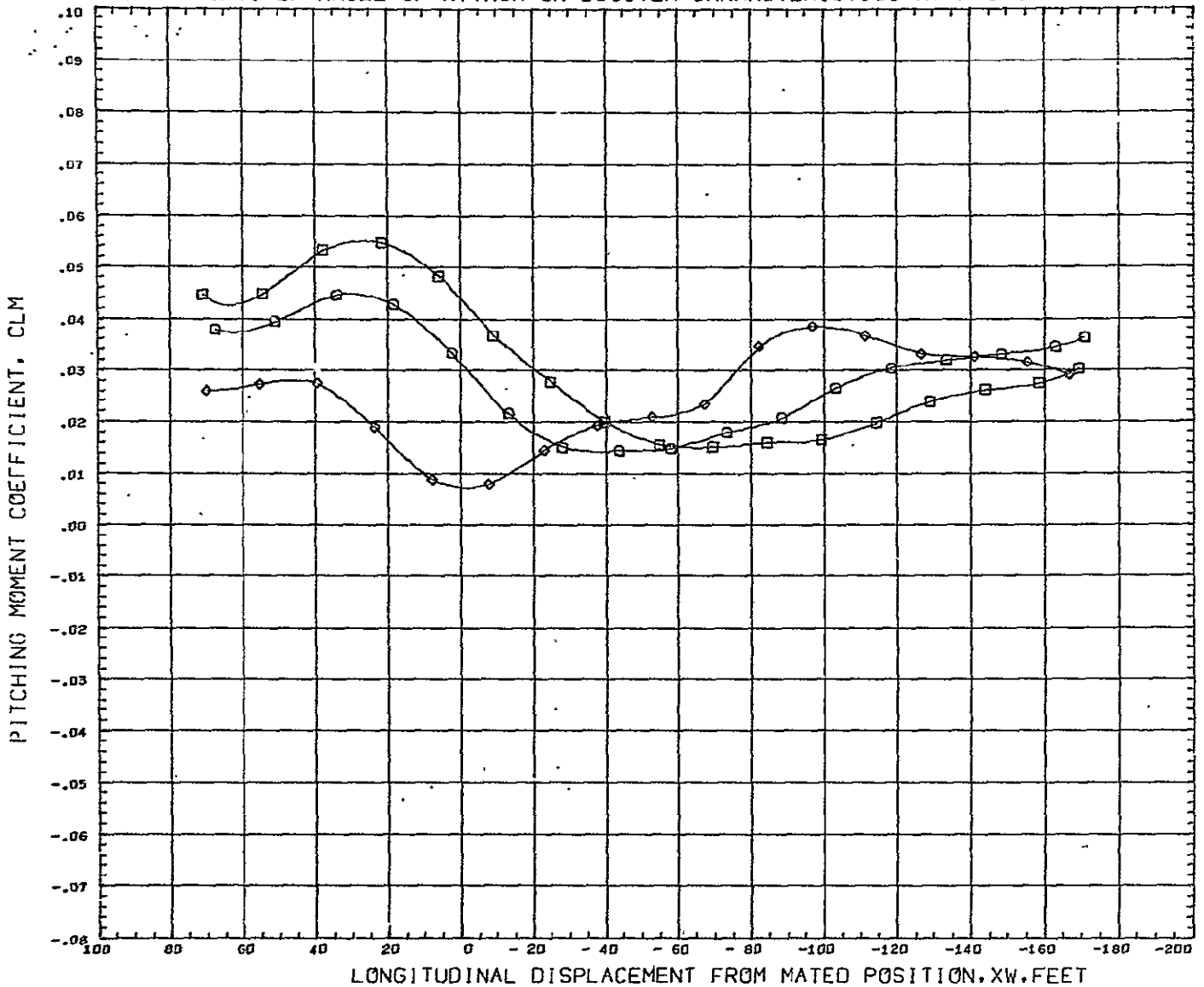
EFFECT OF ORBITER ANGLE OF ATTACK ON BOOSTER CHARACTERISTICS AT M=1.6



DATA SET SYMBOL	CONFIGURATION DESCRIPTION	PARAMETRIC VALUES	REFERENCE INFORMATION
(20A053)	GDHST 304-D B9J (ALPHA=-10) + 130G (ALPHA= 0)	ALPHA0 0.000 ALPHAB - 10.000	REFS 12.6740 SQ IN
(20A012)	GDHST 304-D B9J (ALPHA=-10) + 130G (ALPHA=+ 5)	MACH 1.600 BETA 0.000	REFL 10.0380 IN
(20A016)	GDHST 304-D B9J (ALPHA=-10) + 130G (ALPHA=-10)	ELEVON 0.000	REFB 1.4700 IN
			XMRP 6.4000 IN
			YMRP 0.0000 IN
			ZMRP 0.8610 IN
			SCALE 0.0035

GAP Z 4.380

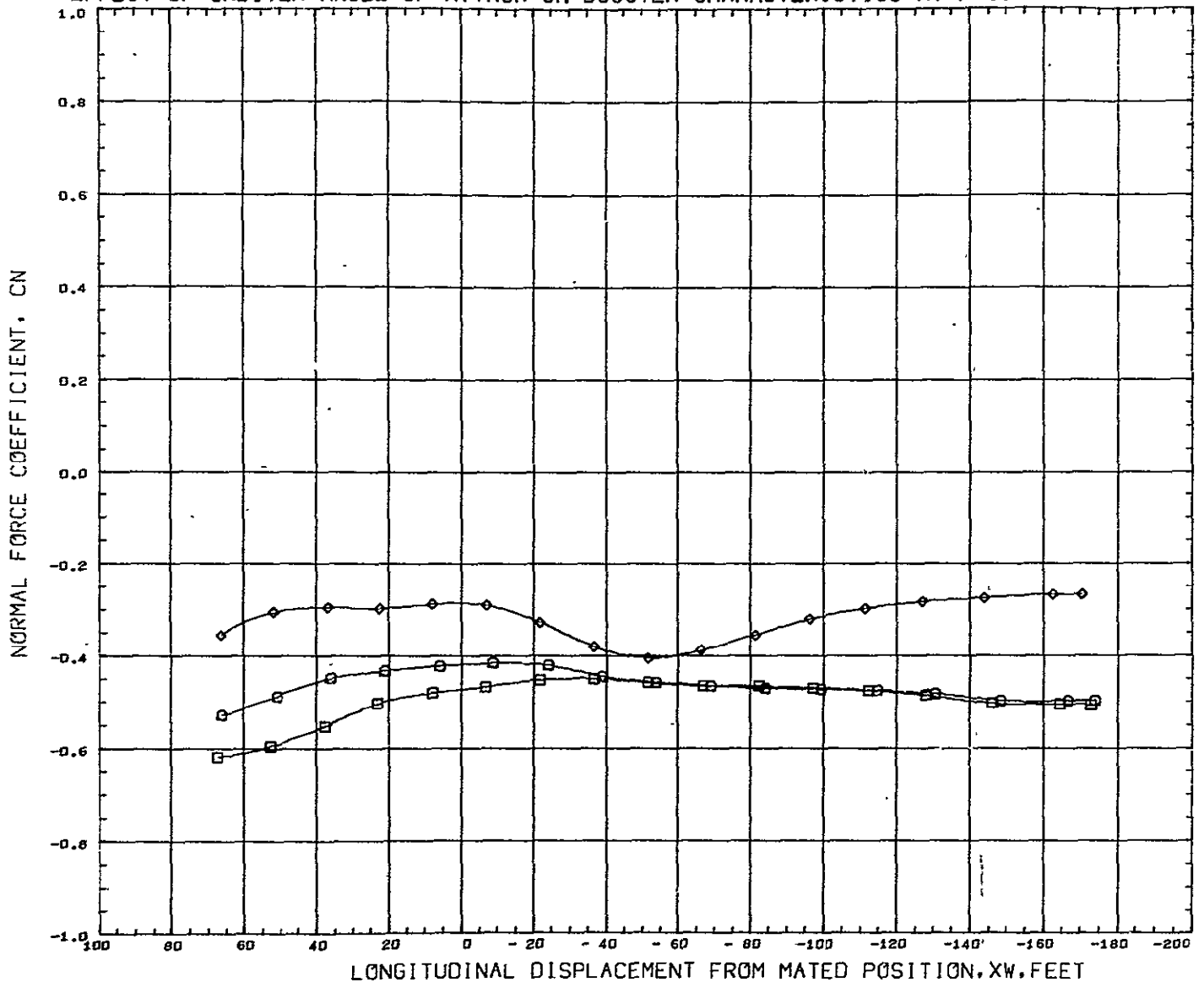
EFFECT OF ORBITER ANGLE OF ATTACK ON BOOSTER CHARACTERISTICS AT M=1.6



DATA SET SYMBOL	CONFIGURATION DESCRIPTION	PARAMETRIC VALUES	REFERENCE INFORMATION
(BOA053)	GDHST 304-D B9 J (ALPHA=-10) + 130G (ALPHA= 0)	ALPHAG 0.000 ALPHAB - 10.000	REFS 12.6740 SQ IN
(BOA012)	GDHST 304-D B9 J (ALPHA=-10) + 130G (ALPHA=+ 5)	MACH 1.600 BETA 0.000	REFL 10.0380 IN
(BOA016)	GDHST 304-D B9 J (ALPHA=-10) + 130G (ALPHA=-10)	ELEVON 0.000	REFB 1.4700 IN
			XMRP 6.4000 IN
			YMRP 0.0000 IN
			ZMRP 0.8610 IN
			SCALE 0.0035

GAF Z 54.300

EFFECT OF ORBITER ANGLE OF ATTACK ON BOOSTER CHARACTERISTICS AT M=1.6

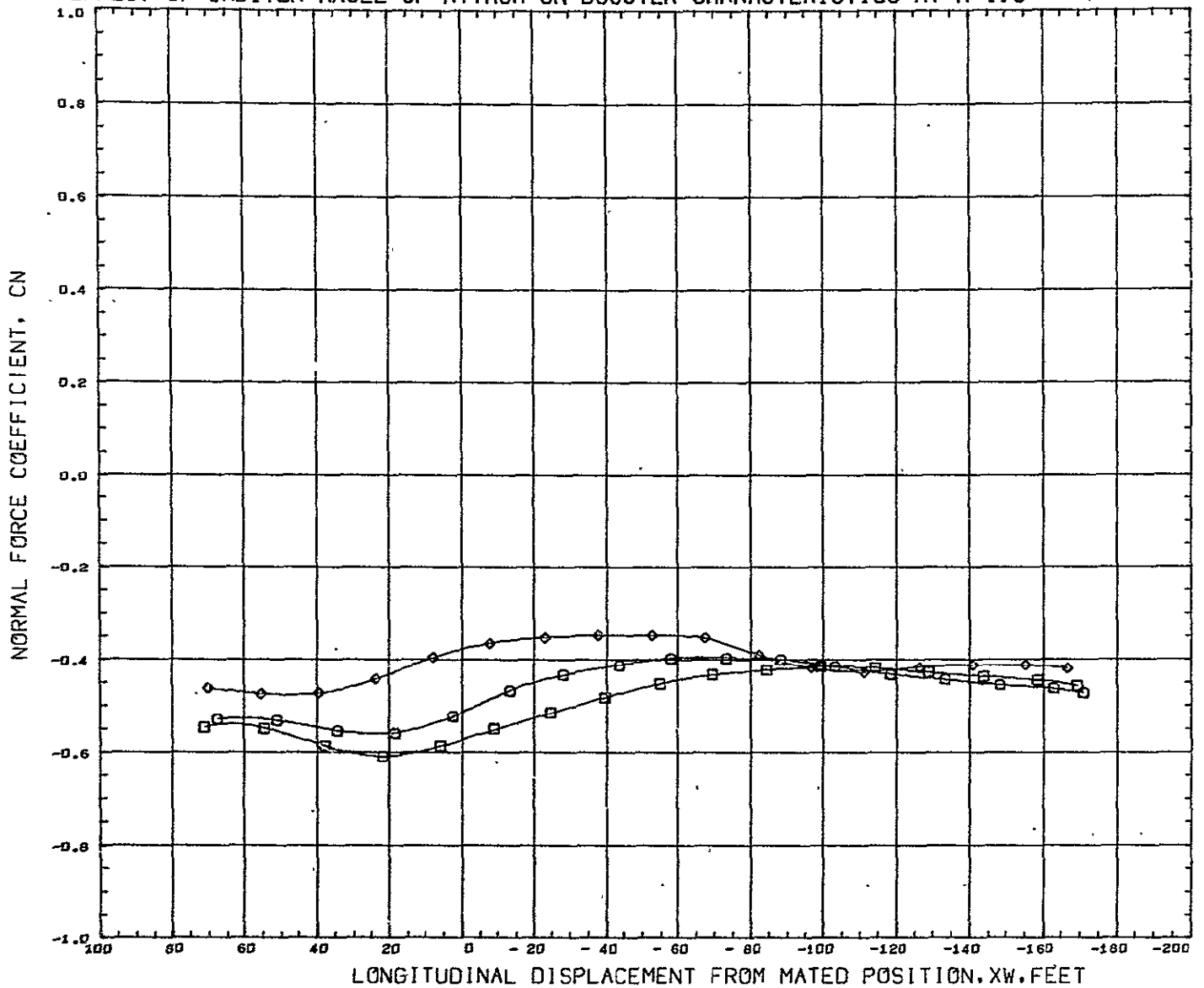


LONGITUDINAL DISPLACEMENT FROM MATED POSITION, XW, FEET

DATA SET SYMBOL	CONFIGURATION DESCRIPTION	PARAMETRIC VALUES	REFERENCE INFORMATION
(E0A053)	GDHST 304-D 89J (ALPHA=-10) + 130C (ALPHA= 0)	ALPHA0 0.000 ALPHAB - 10.000	REFS 12.6740 SQ IN
(E0A012)	GDHST 304-G 89J (ALPHA=-10) + 130C (ALPHA=+ 5)	MACH 1.600 BETA 0.000	REFL 10.0380 IN
(E0A016)	GDHST 304-D 89J (ALPHA=-10) + 130C (ALPHA=-10)	ELEVON 0.000	REFB 1.4700 IN
			XMRP 6.4000 IN
			YMRP 0.0000 IN
			ZMRP 0.8610 IN
			SCALE 0.0035

GAF Z 4.380

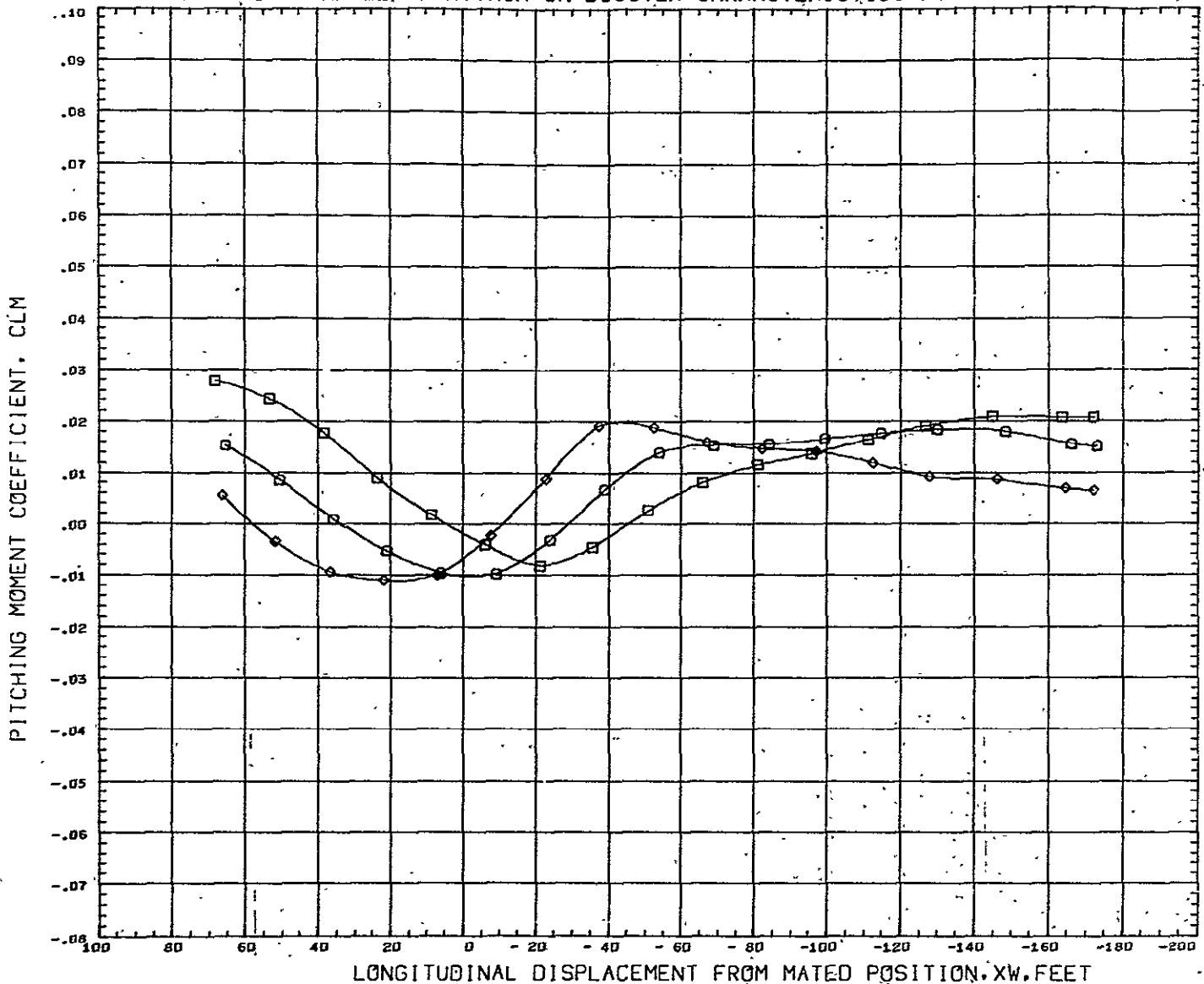
EFFECT OF ORBITER ANGLE OF ATTACK ON BOOSTER CHARACTERISTICS AT M=1.6



DATA SEY	SYMBOL	CONFIGURATION DESCRIPTION	PARAMETRIC VALUES			REFERENCE INFORMATION		
(BOAD53)	○	GDHST 304-D B9J (ALPHA=-10) + 130G (ALPHA= 0)	ALPHA0	0.000	ALPHAB	- 10.000	REFS	12.6740 SQ IN
(BOAD12)	□	GDHST 304-D B9J (ALPHA=-10) + 130G (ALPHA=+ 5)	MACH	1.600	BETA	0.000	REFL	10.0380 IN
(BOAD16)	◇	GDHST 304-D B9J (ALPHA=-10) + 130G (ALPHA=-10)	ELEVON	0.000			REFB	1.2700 IN
							XHRF	6.4000 IN
							YHRF	0.0000 IN
							ZHRF	0.8610 IN
							SCALE	0.0035

GAF Z 54.380

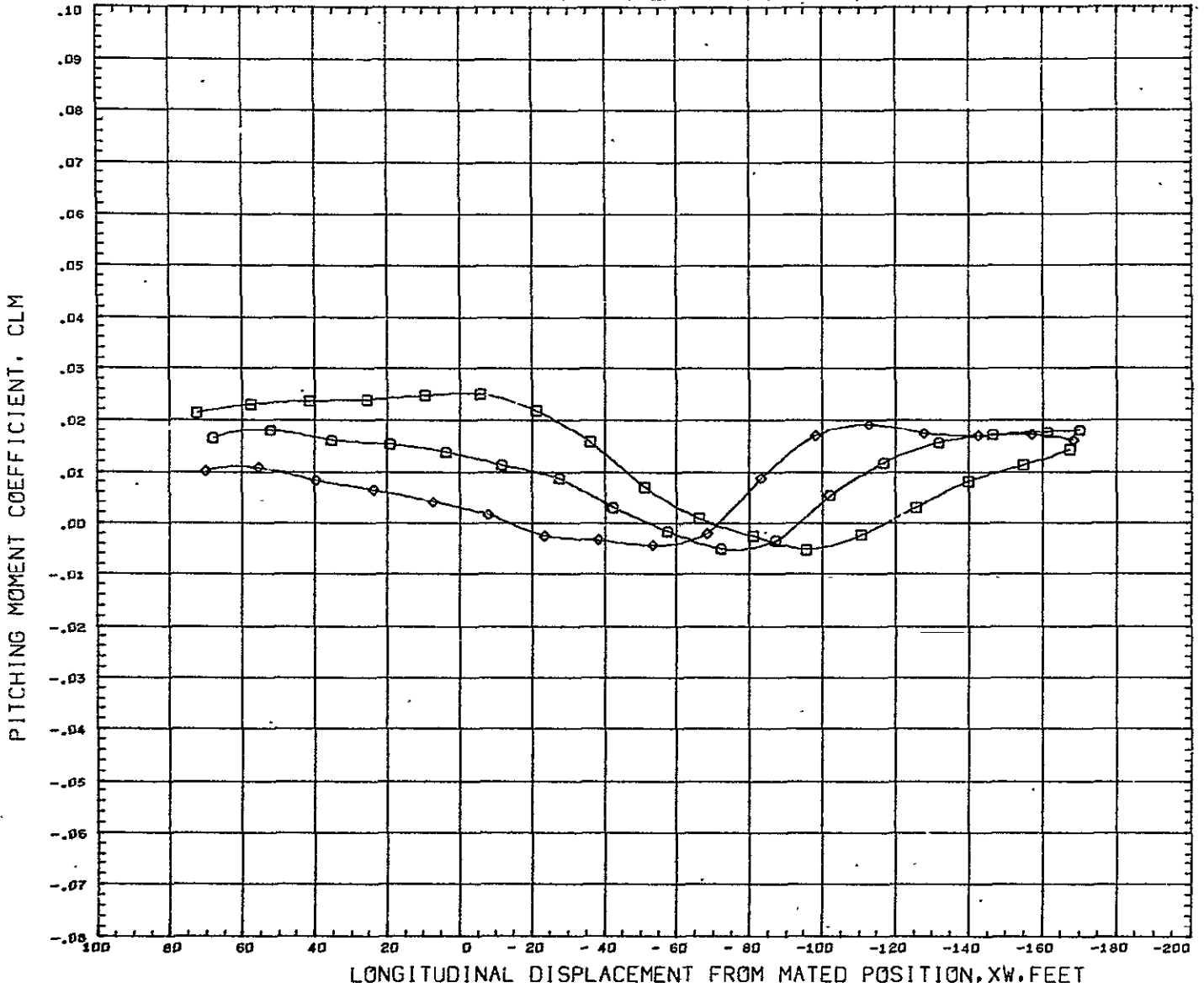
EFFECT OF ORBITER ANGLE OF ATTACK ON BOOSTER CHARACTERISTICS AT M=1.6



DATA SET SYMBOL	CONFIGURATION DESCRIPTION	PARAMETRIC VALUES	REFERENCE INFORMATION
(BOAG32)	GCHST 304-D B9J (ALPHA=- 5) + 134B (ALPHA= 0)	ALPHA0 0.000 ALPHA8 - 5.000	REFS 12.6740 SQ IN
(BOAG37)	GCHST 304-D B9J (ALPHA=- 5) + 134B (ALPHA=+ 5)	MACH 1.600 BETA 0.000	REFL 10.0380 IN
(BOAG39)	GCHST 304-D B9J (ALPHA=- 5) + 134B (ALPHA=- 5)	ELEVON 0.000	REFB 1.4700 IN
			XMRP 6.4000 IN
			YMRP 0.0000 IN
			ZMRP 0.8610 IN
			SCALE 0.0035

GAP Z 4.380

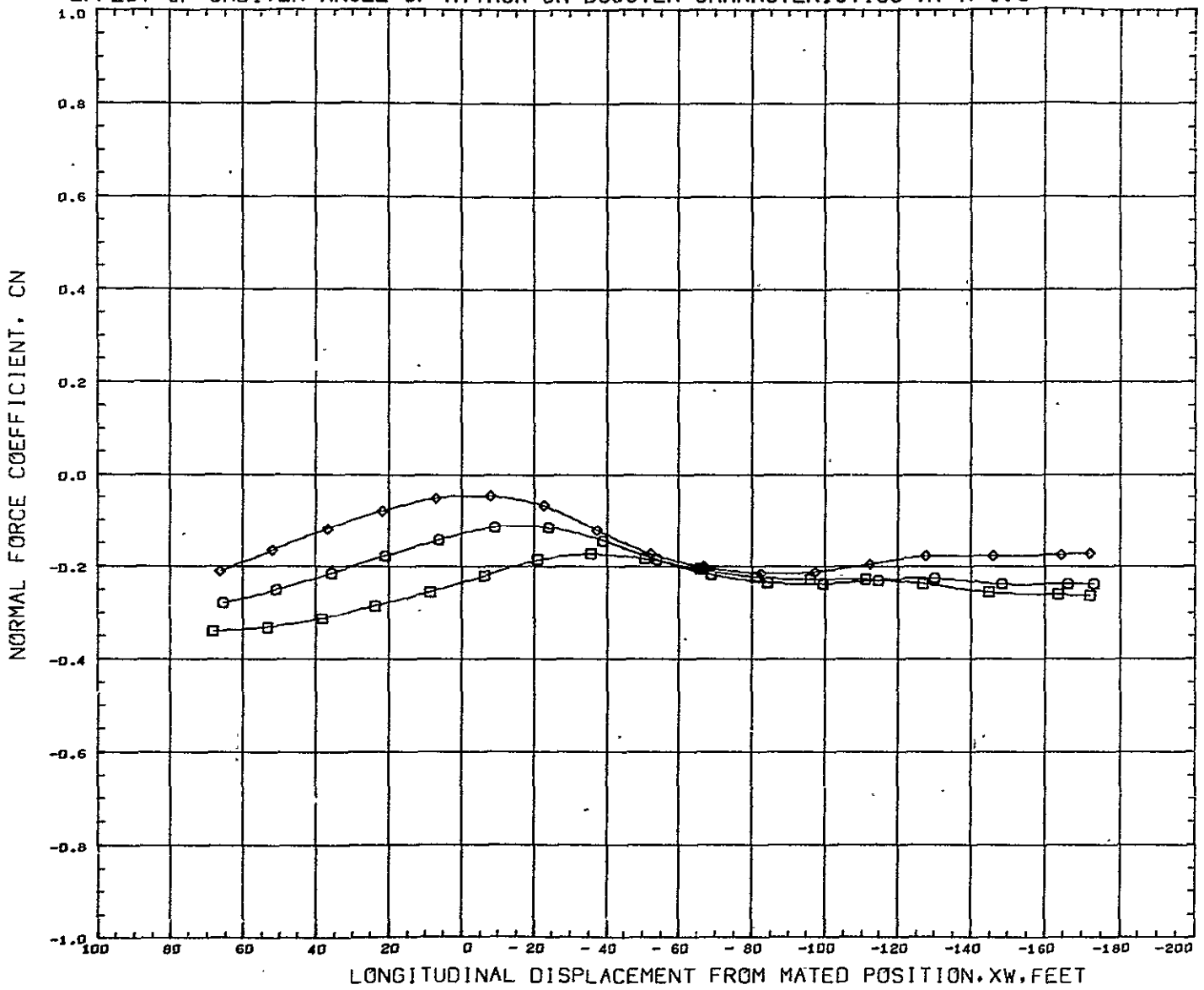
EFFECT OF ORBITER ANGLE OF ATTACK ON BOOSTER CHARACTERISTICS AT M=1.6



DATA SET SYMBOL	CONFIGURATION DESCRIPTION	PARAMETRIC VALUES	REFERENCE INFORMATION
(B0A032)	GDHST 304-D B9J (ALPHA=- 5) + 134B (ALPHA= 0)	ALPHA0 0.000 ALPHA1 - 5.000	REFS 12.6740 SQ IN
(B0A037)	GDHST 304-D B9J (ALPHA=- 5) + 134B (ALPHA=+ 5)	MACH 1.600 BETA 0.000	REFL 10.0380 IN
(B0A039)	GDHST 304-D B9J (ALPHA=- 5) + 134B (ALPHA=- 5)	ELEVON 0.000	REFB 1.4700 IN
			XMRP 6.4000 IN
			YMRP 0.0000 IN
			ZMRP 0.8610 IN
			SCALE 0.0035

GAF Z 54.380

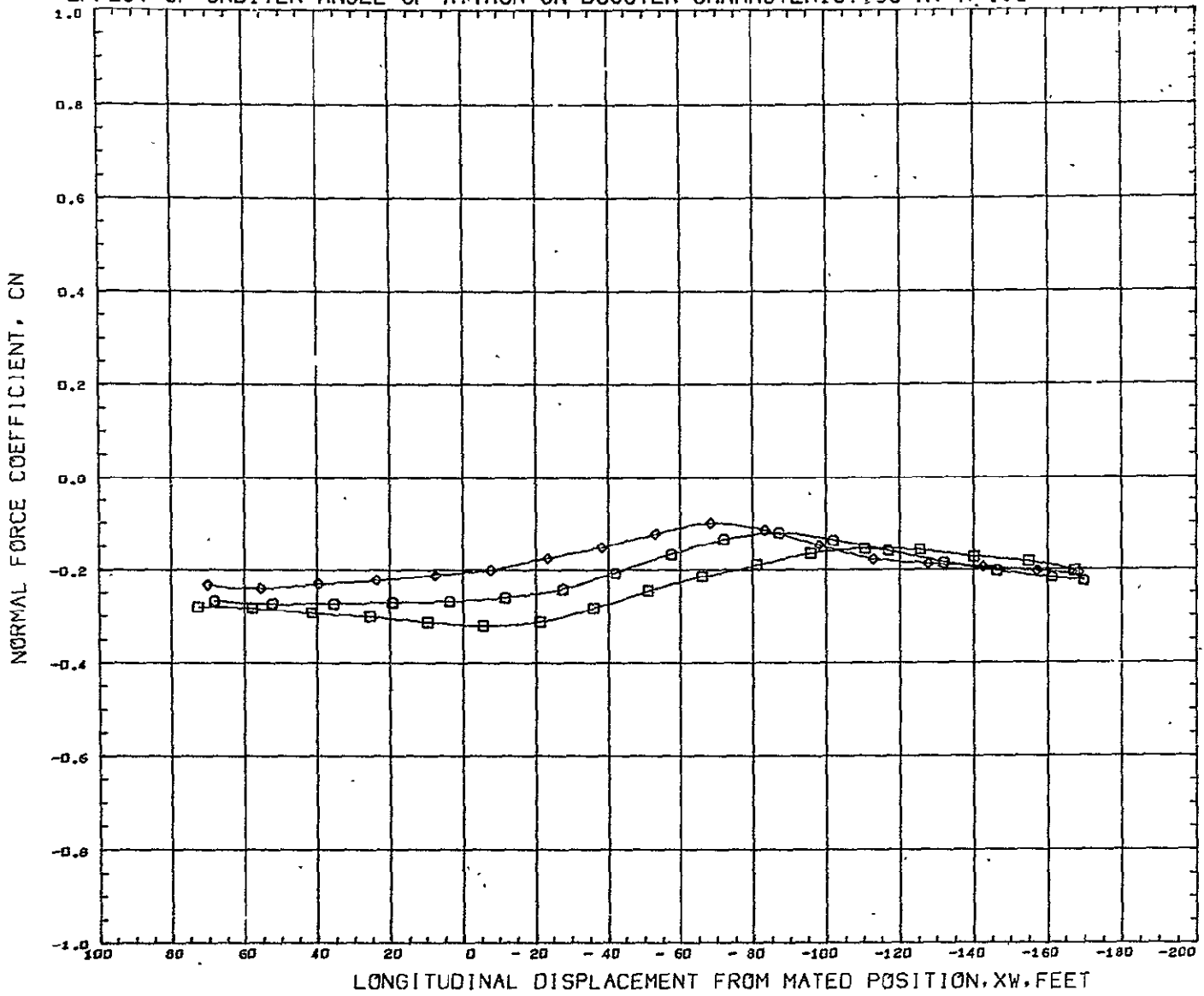
EFFECT OF ORBITER ANGLE OF ATTACK ON BOOSTER CHARACTERISTICS AT M=1.6



DATA SET SYMBOL	CONFIGURATION DESCRIPTION	PARAMETRIC VALUES		REFERENCE INFORMATION				
(BOAG32)	GDHST 304-D B9J (ALPHA=- 5) + 134B (ALPHA= 0)	ALPHA0	0.000	ALPHAB	- 5.000	REFS	12.6740	SQ IN
(BOAG37)	GDHST 304-D B9J (ALPHA=- 5) + 134B (ALPHA=+ 5)	MACH	1.600	BETA	0.000	REFL	10.0300	IN
(BOAG39)	GDHST 304-D B9J (ALPHA=- 5) + 134B (ALPHA=- 5)	ELEVON	0.000			REFB	1.4700	IN
						XMRP	6.4000	IN
						YMRP	0.0000	IN
						ZMRP	0.8610	IN
						SCALE	0.0035	

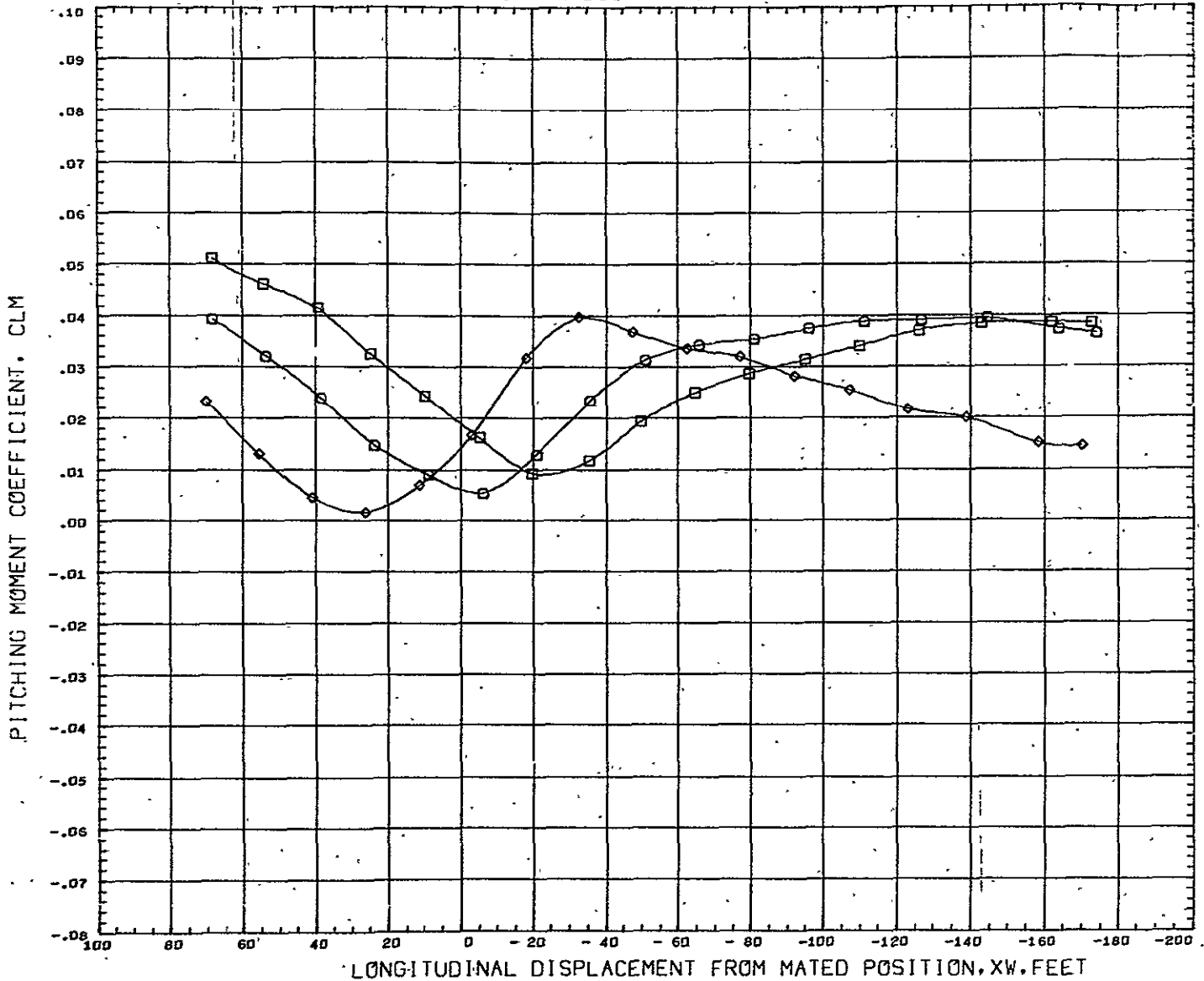
GAF Z 4.380

EFFECT OF ORBITER ANGLE OF ATTACK ON BOOSTER CHARACTERISTICS AT M=1.6



DATA SET	SYMBOL	CONFIGURATION DESCRIPTION	PARAMETRIC VALUES			REFERENCE INFORMATION			
(204032)	○	GDHST 3D4-D B9J(ALPHA=- 5) + 134B(ALPHA= 0)	ALPHA0	0.000	ALPHA8	- 5.000	REFS	12.6740	SG IN
(204037)	□	GDHST 3D4-D B9J(ALPHA=- 5) + 134B(ALPHA=+ 5)	MACH	1.600	BETA	0.000	REFL	10.0580	IN
(204039)	◇	GDHST 3D4-D B9J(ALPHA=- 5) + 134B(ALPHA=- 5)	ELEVON	0.000			REFB	1.4700	IN
							XMRP	6.4000	IN
							YMRP	0.0000	IN
							ZMRP	0.8610	IN
							SCALE	0.0035	

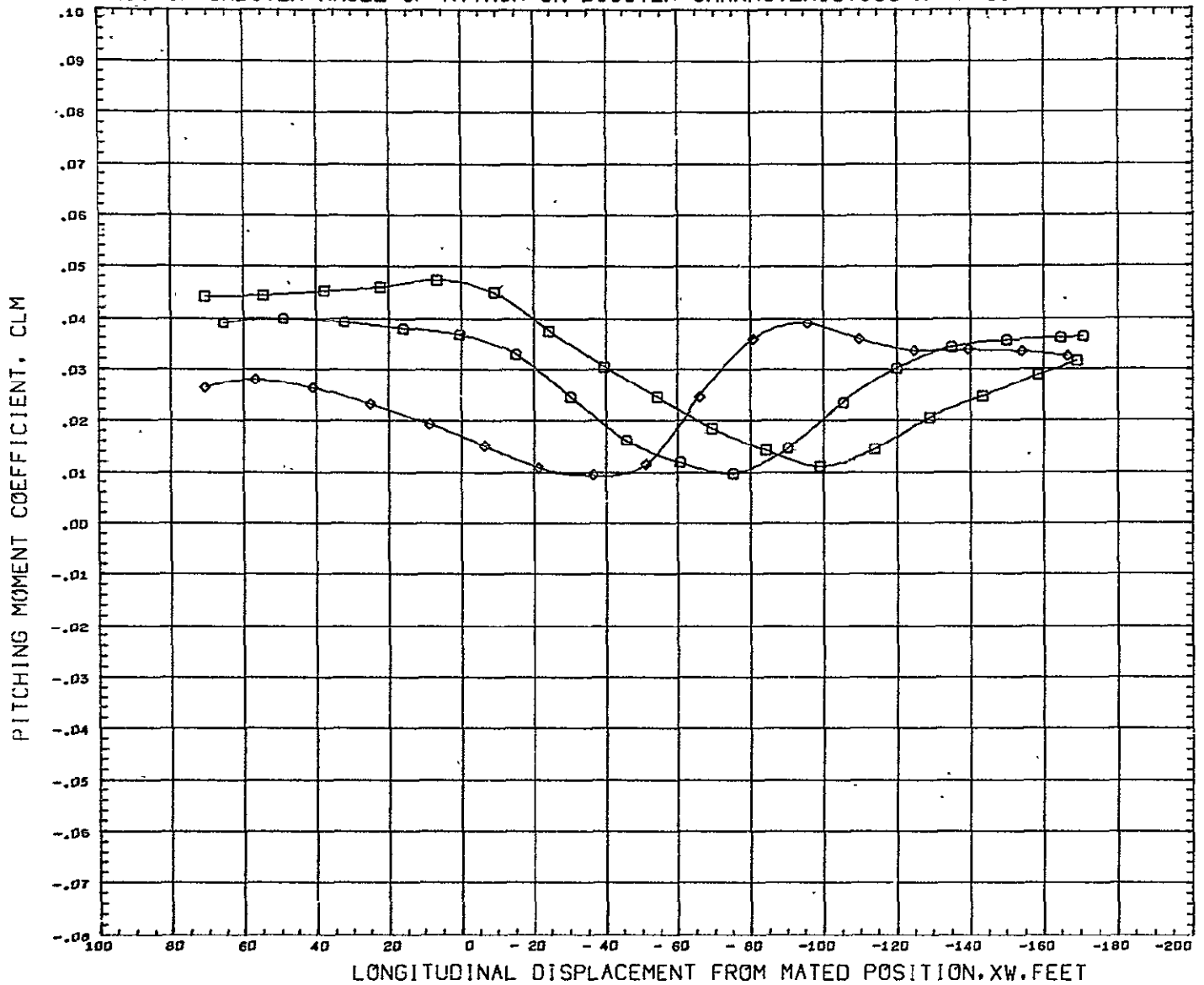
EFFECT OF ORBITER ANGLE OF ATTACK ON BOOSTER CHARACTERISTICS AT M=1.6



DATA SET SYMBOL	CONFIGURATION DESCRIPTION	PARAMETRIC VALUES	REFERENCE INFORMATION
(BOAD33)	GDHST 304-D B9J (ALPHA=-10) + 134B (ALPHA= 0)	ALPHA0 0.000 ALPHA8 - 10.000	REFS 12.6740 SQ IN
(BOAD38)	GDHST 304-D B9J (ALPHA=-10) + 134B (ALPHA=+ 5)	MACH 1.600 BETA 0.000	REFL 10.0380 IN
(BOAD42)	GDHST 304-D B9J (ALPHA=-10) + 134B (ALPHA=-10)	ELEVON 0.000	REFB 1.4700 IN
			XMR# 6.4000 IN
			YMR# 0.0000 IN
			ZMR# 0.8610 IN
			SCALE 0.0035

GAF Z 4.380

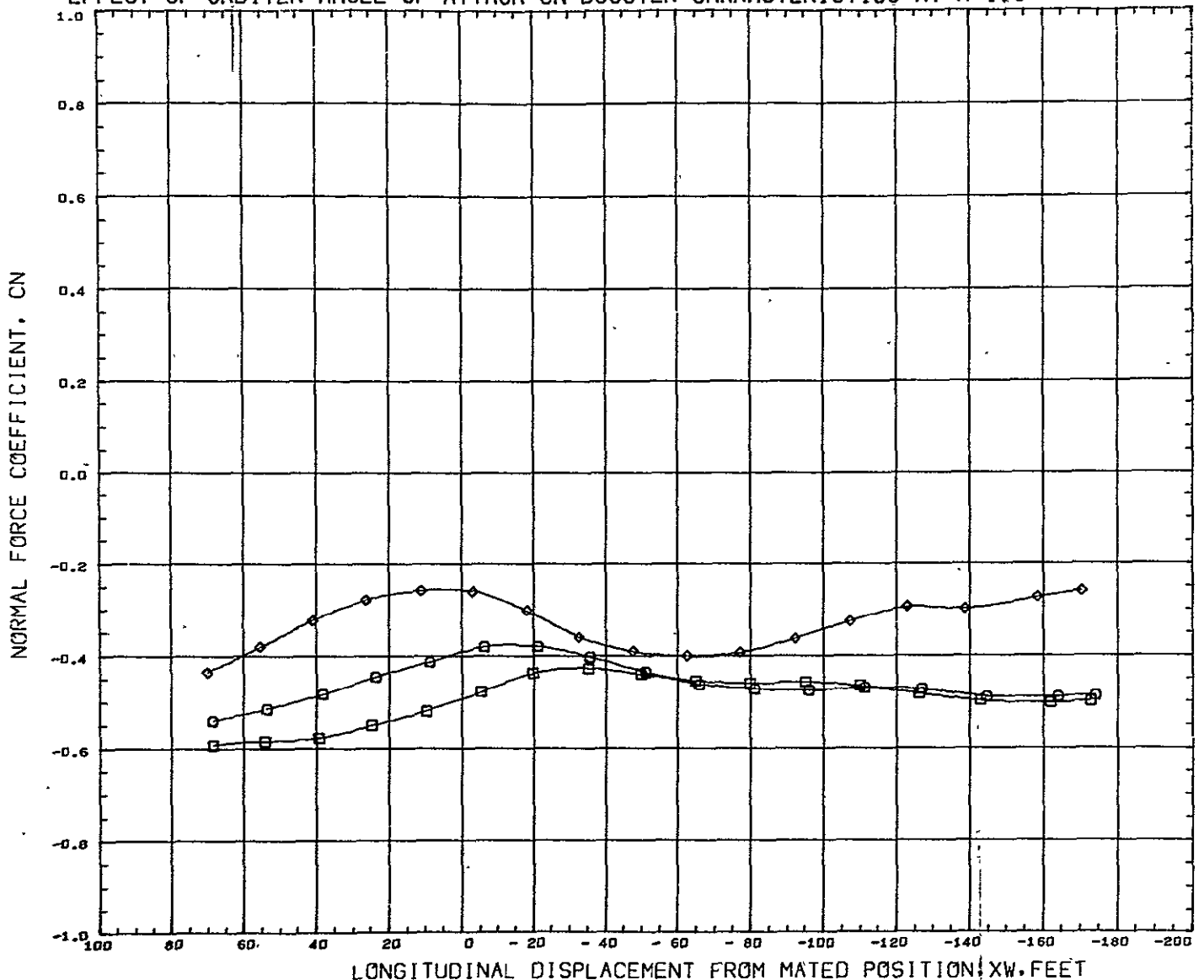
EFFECT OF ORBITER ANGLE OF ATTACK ON BOOSTER CHARACTERISTICS AT M=1.6



DATA SET SYMBOL	CONFIGURATION DESCRIPTION	PARAMETRIC VALUES	REFERENCE INFORMATION
(BOAD33)	GDHST 304-D 89J (ALPHA=-10) + 134B (ALPHA= 0)	ALPHA0 0.000 ALPHAB - 10.000	REFS 12.6740 SQ IN
(BOAD38)	GDHST 304-D 89J (ALPHA=-10) + 134B (ALPHA=+ 5)	MACH 1.600 BETA 0.000	REFL 10.0380 IN
(BOAD42)	GDHST 304-D 89J (ALPHA=-10) + 134B (ALPHA=-10)	ELEVON 0.000	REFB 1.4700 IN
			XMRP 6.4000 IN
			YMRP 0.0000 IN
			ZMRP 0.8610 IN
			SCALE 0.0035

GAP Z 54.380

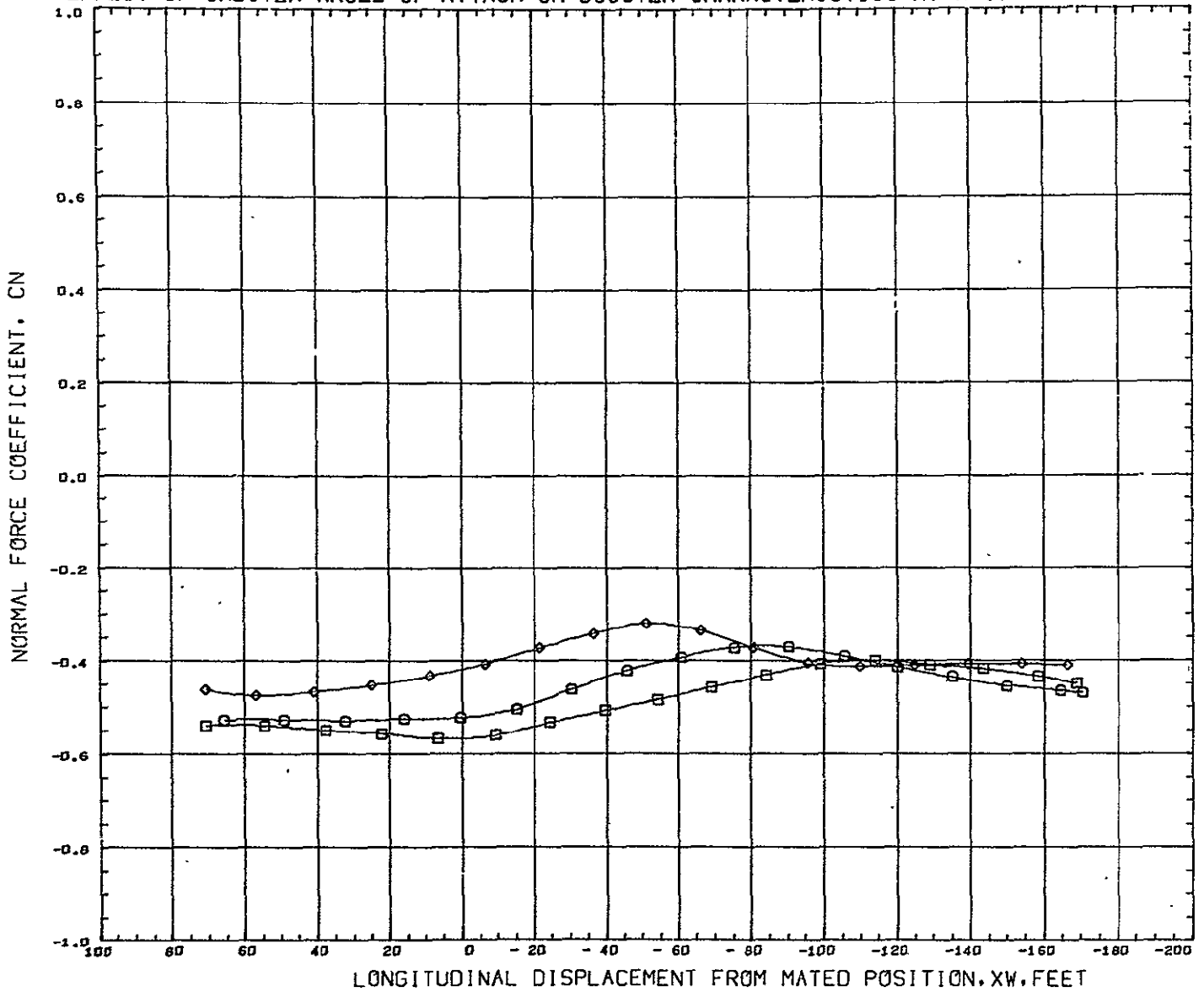
EFFECT OF ORBITER ANGLE OF ATTACK ON BOOSTER CHARACTERISTICS AT M=1.6



DATA SET SYMBOL	CONFIGURATION DESCRIPTION	PARAMETRIC VALUES	REFERENCE INFORMATION
(BOAD33)	GDHST 3D4-D 89J (ALPHA=-10) + 134B (ALPHA= 0)	ALPHA0 0.000 ALPHAB - 10.000	REFS 12.6740 SQ IN
(BOAD38)	GDHST 3G4-D 89J (ALPHA=-10) + 134B (ALPHA=+ 5)	MACH 1.600 BETA 0.000	REFL 10.0380 IN
(BOAD42)	GDHST 3G4-D 89J (ALPHA=-10) + 134B (ALPHA=-10)	ELEVON 0.000	REFB 1.4700 IN
			XHRP 6.4000 IN
			YHRP 0.0000 IN
			ZHRP 0.8610 IN
			SCALE 0.0035

GAP Z 4.380

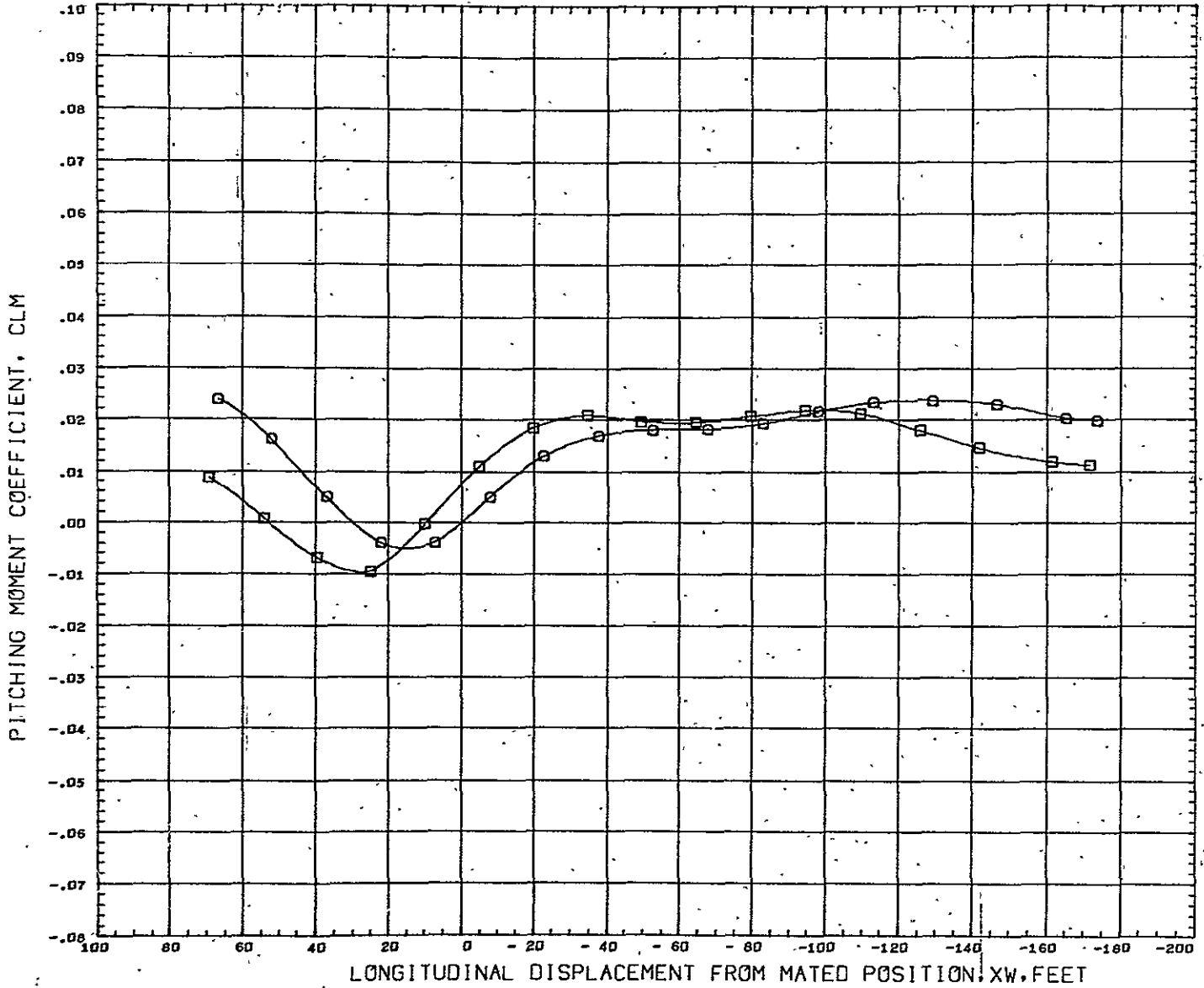
EFFECT OF ORBITER ANGLE OF ATTACK ON BOOSTER CHARACTERISTICS AT M=1.6



DATA SET SYMBOL	CONFIGURATION DESCRIPTION	PARAMETRIC VALUES		REFERENCE INFORMATION				
(B04033)	GDHST 304-D B9J (ALPHA=-10) + 134B (ALPHA= 0)	ALPHA0	0.000	ALPHA8	-10.000	REFS	12.6740	SQ IN
(B04038)	GDHST 304-D B9J (ALPHA=-10) + 134B (ALPHA=+ 5)	MACH	1.600	BETA	0.000	REFL	10.0380	IN
(B04042)	GDHST 304-D B9J (ALPHA=-10) + 134B (ALPHA=-10)	ELEVON	0.000			REFB	1.4700	IN
						XMRP	6.4000	IN
						YMRP	0.0000	IN
						ZMRP	0.8610	IN
						SCALE	0.0035	

GAP Z 54.380

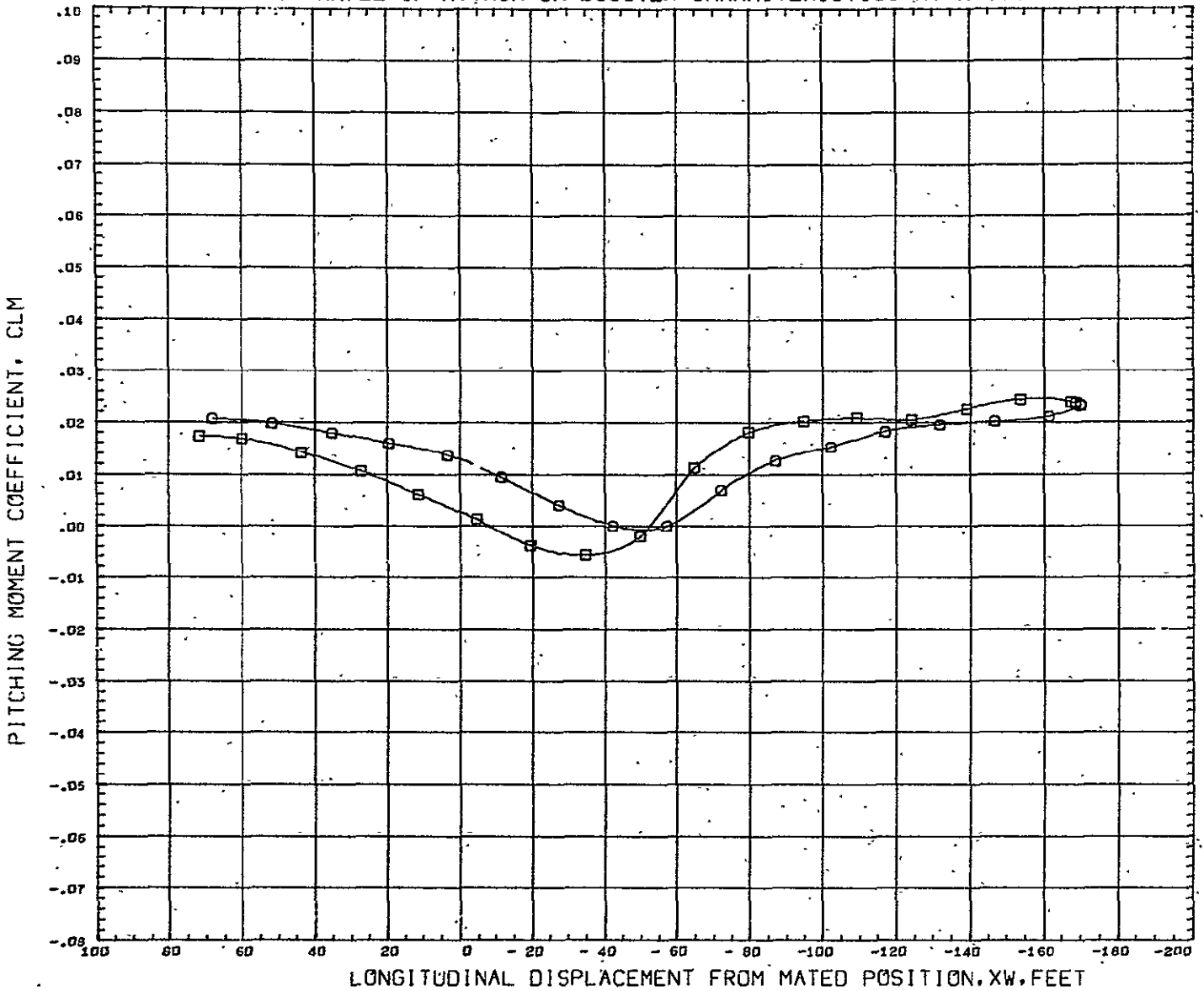
EFFECT OF ORBITER ANGLE OF ATTACK ON BOOSTER CHARACTERISTICS AT M=1.6



DATA SET SYMBOL	CONFIGURATION DESCRIPTION	PARAMETRIC VALUES	REFERENCE INFORMATION
(B0A025)	GCHST 304-0 B8X(ALPHA=- 5) + 134B(ALPHA= 0)	ALPHA0 0.000 ALPHAB - 5.000	REFS 12.6740 SQ IN
(B0A027)	GCHST 304-0 B8X(ALPHA=- 5) + 134B(ALPHA=- 5)	MACH 1.600 BETA 0.000	REFL 10.0380 IN
		ELEVON 0.000	REFB 1.4700 IN
			XMRP 6.2920 IN
			YNRP 0.0000 IN
			ZNRP 0.8680 IN
			SCALE 0.0035

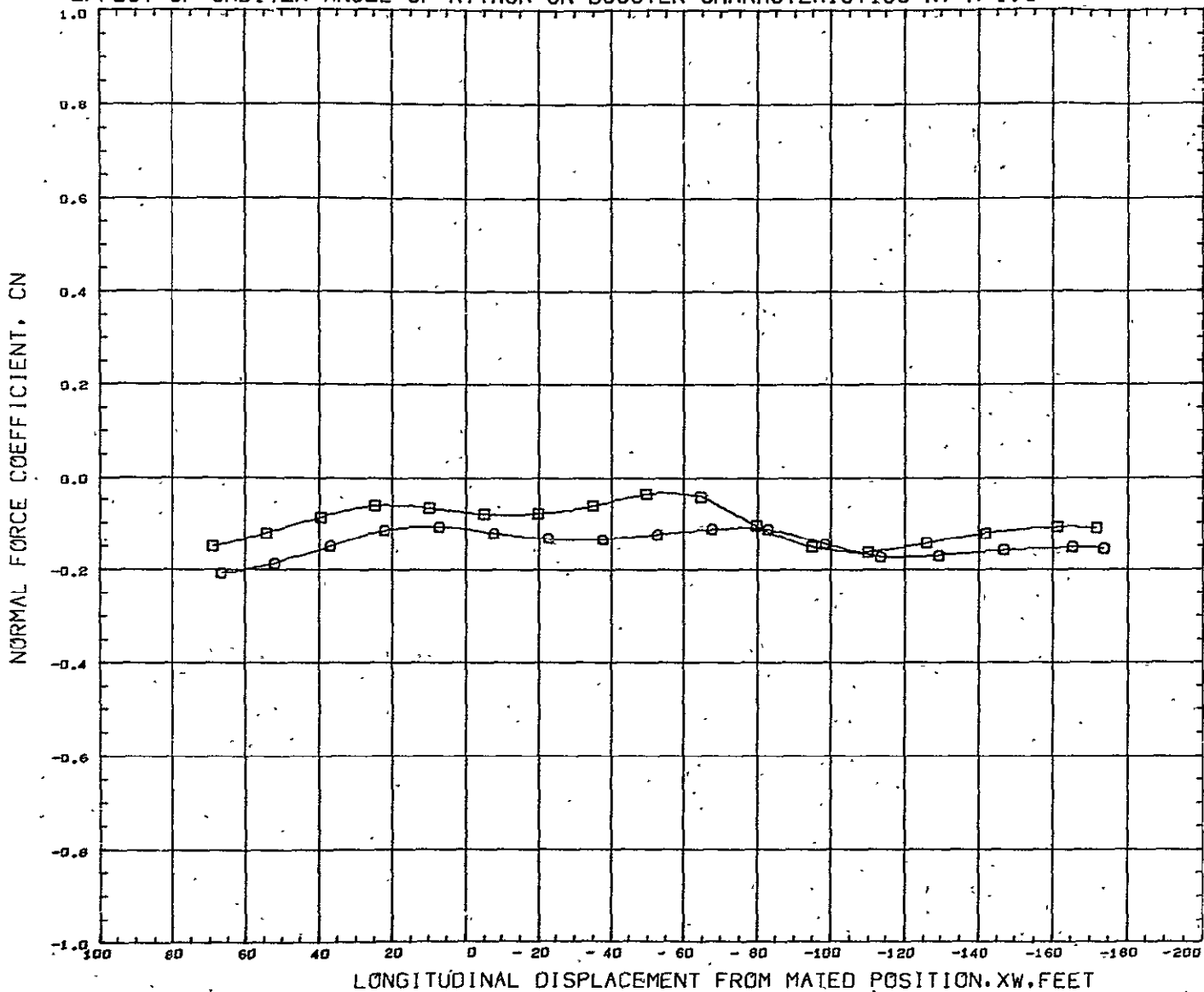
GAP Z 4.380

EFFECT OF ORBITER ANGLE OF ATTACK ON BOOSTER CHARACTERISTICS AT M=1.6



DATA SET SYMBOL	CONFIGURATION DESCRIPTION	PARAMETRIC VALUES		REFERENCE INFORMATION				
(20AD45)	GDHST 304-D B8X(ALPHA=- 5) + 134B(ALPHA= 0)	ALPHA0	0.000	ALPHAB	- 5.000	REFS	12.6740	SQ IN
(20AD47)	GDHST 304-D B8X(ALPHA=- 5) + 134B(ALPHA=- 5)	MACH	1.600	BETA	0.000	REFL	10.0380	IN
		ELEVON	0.000			REFB	1.4700	IN
						XMRP	6.2920	IN
						YMRP	0.0000	IN
						ZMRP	0.8680	IN
						SCALE	0.0035	

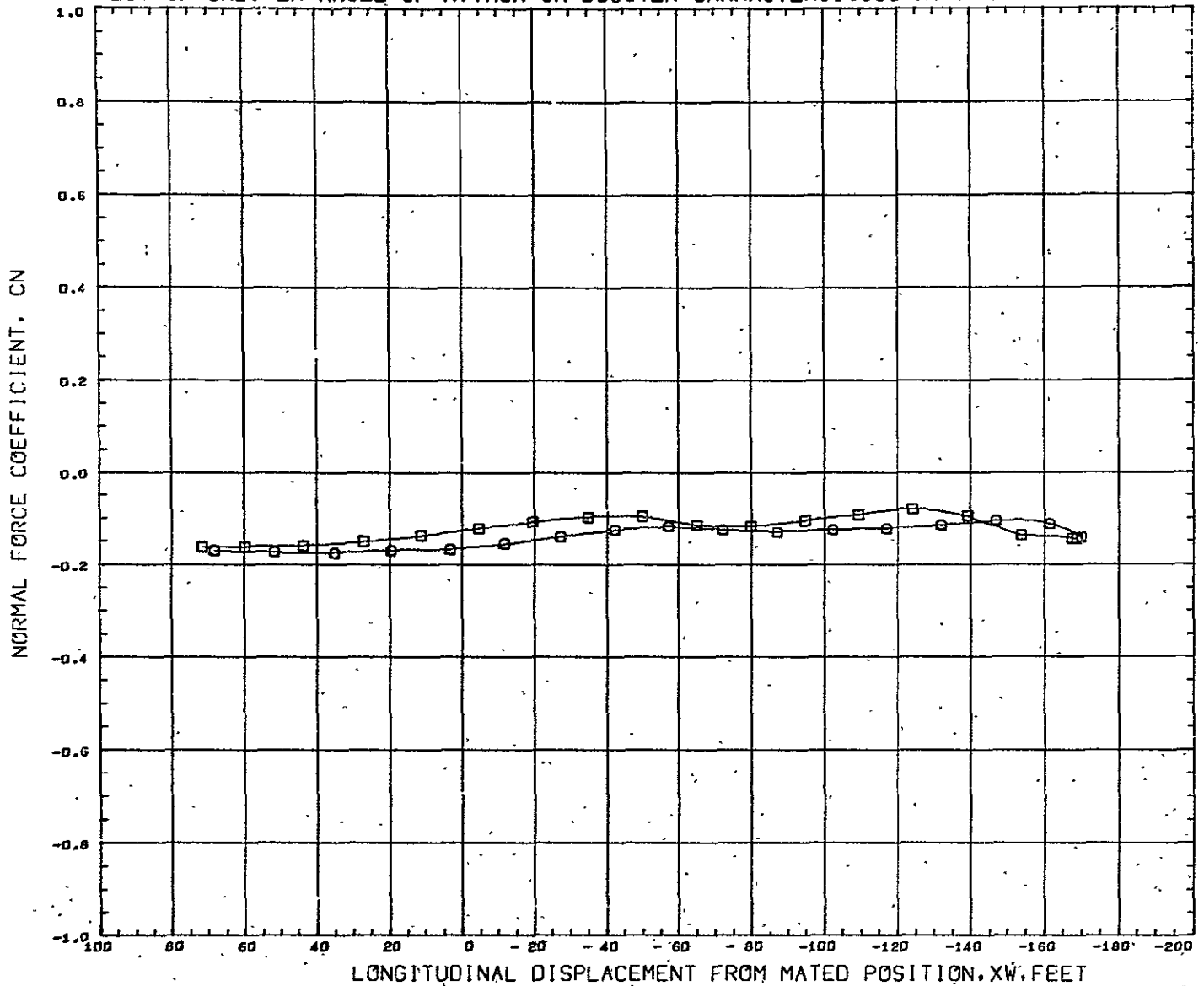
EFFECT OF ORBITER ANGLE OF ATTACK ON BOOSTER CHARACTERISTICS AT M=1.6



DATA SET SYMBOL	CONFIGURATION DESCRIPTION	PARAMETRIC VALUES		REFERENCE INFORMATION				
(BOA045)	GDHST 304-D B8X(ALPHA=- 5) + 134B(ALPHA= 0)	ALPHA0	0.000	ALPHA8	- 5.000	REFS	12.6740	SQ IN
(BOA047)	GDHST 304-D B8X(ALPHA=- 5) + 134B(ALPHA=- 5)	MACH	1.600	BETA	0.000	REFL	10.0380	IN
		ELEVON	0.000			REFB	1.4700	IN
						XMRP	6.2920	IN
						YMRP	0.0000	IN
						ZMRP	0.8680	IN
						SCALE	0.0035	

GAF Z 4.380

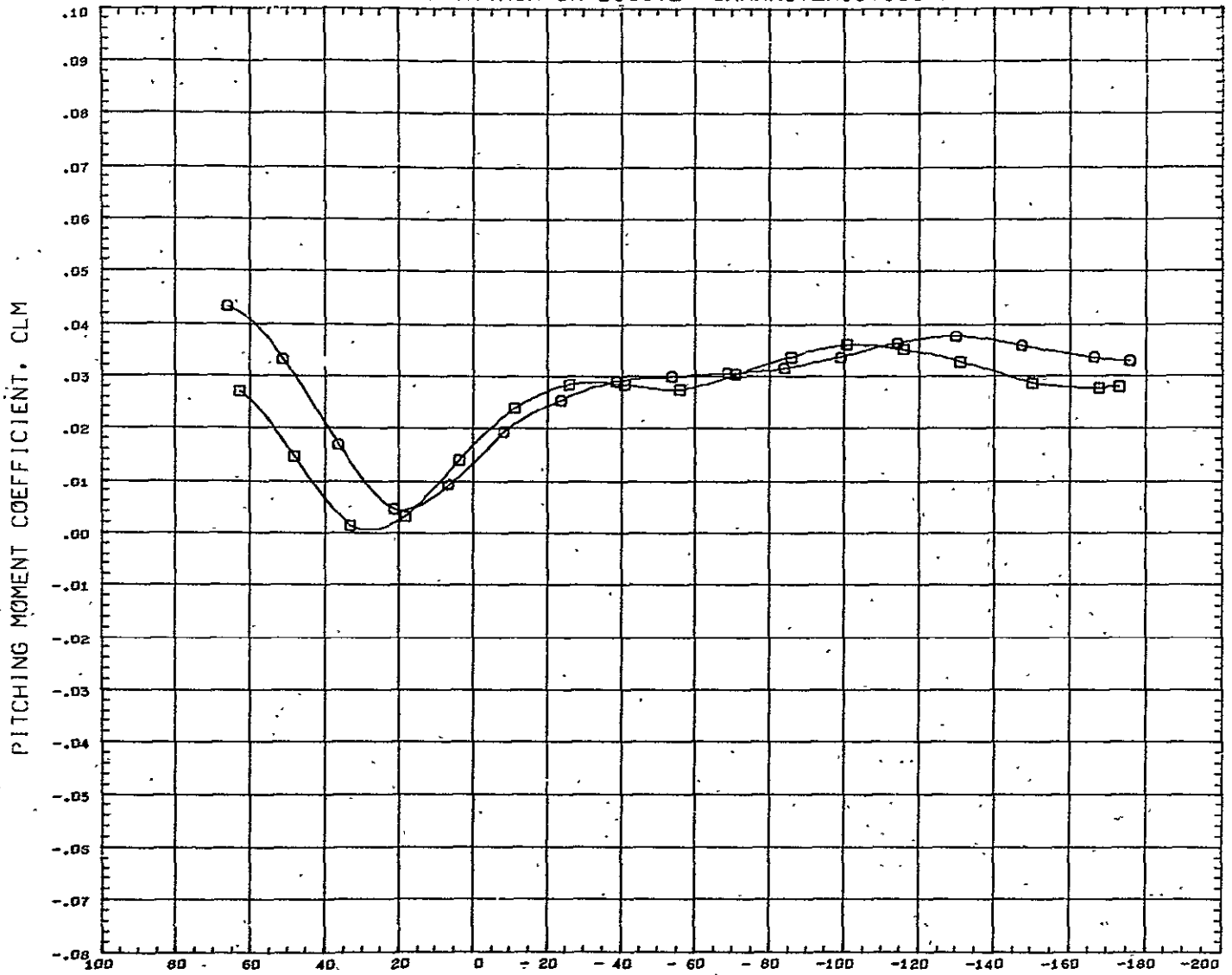
EFFECT OF ORBITER ANGLE OF ATTACK ON BOOSTER CHARACTERISTICS AT M=1.6



DATA SET SYMBOL	CONFIGURATION DESCRIPTION	PARAMETRIC VALUES	REFERENCE INFORMATION
(B0A045)	GDHST 304-D 88X(ALPHA=- 5) + 134B(ALPHA= 0)	ALPHA0 0.000 ALPHA0 - 5.000	REFS 12.6740 SQ IN
(B0A047)	GDHST 304-D 88X(ALPHA=- 5) + 134B(ALPHA=- 5)	MACH 1.600 BETA 0.000	REFL 10.0380 IN
		ELEVON 0.000	REFB 1.4700 IN
			XMRP 6.2920 IN
			YHRP 0.0000 IN
			ZHRP 0.8680 IN
			SCALE 0.0035

GAP Z 54.380

EFFECT OF ORBITER ANGLE OF ATTACK ON BOOSTER CHARACTERISTICS AT M=1.6

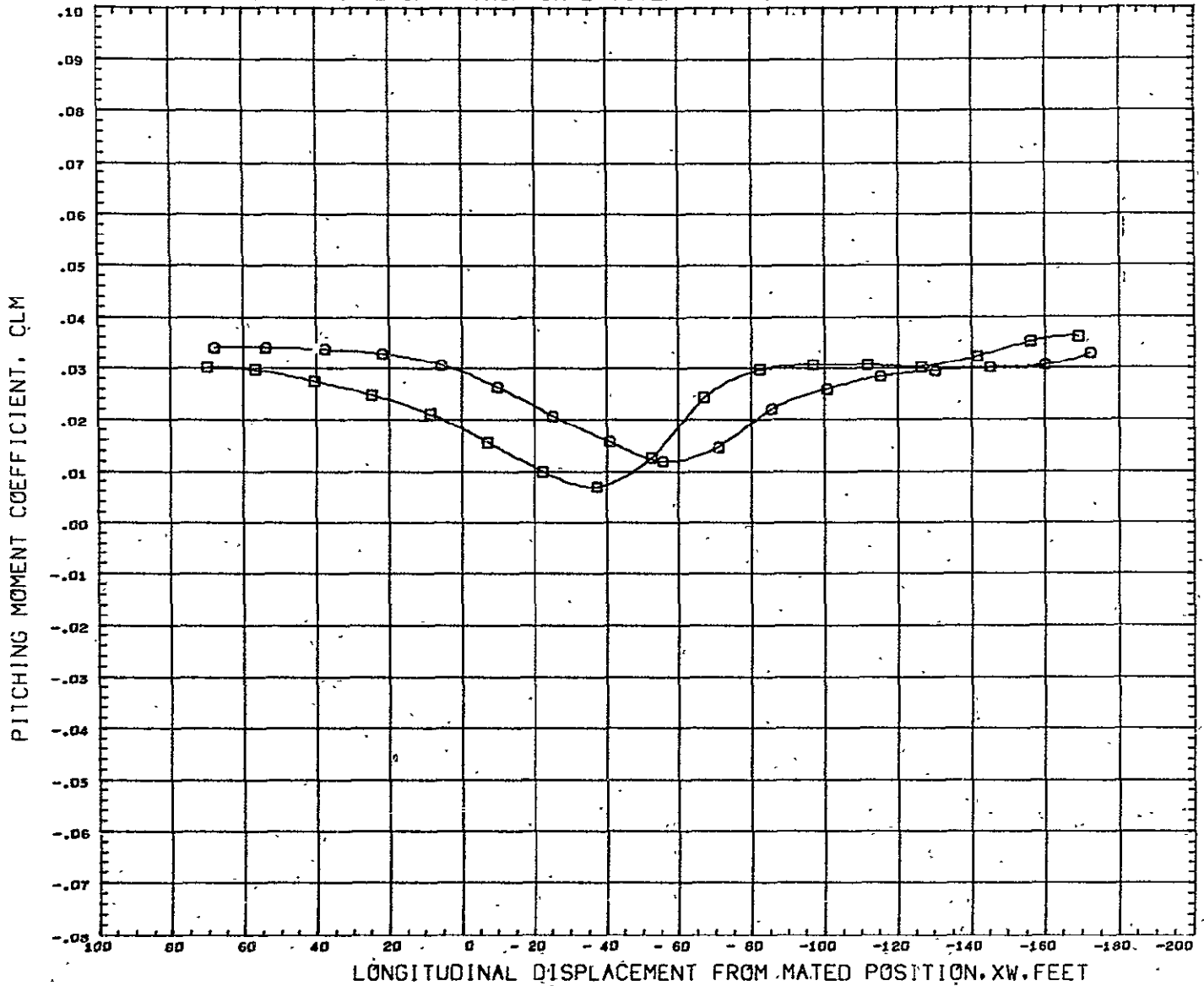


LONGITUDINAL DISPLACEMENT FROM MATED POSITION, XW, FEET

DATA SET SYMBOL	CONFIGURATION DESCRIPTION	PARAMETRIC VALUES	REFERENCE INFORMATION
(B0A046)	GDHST 304-0 B8X(ALPHA=-10) + 134B(ALPHA= 0)	ALPHA0 0.000 ALPHAB - 10.000	REFS 12.6740 SQ IN
(B0A548)	GDHST 304-0 B8X(ALPHA=-10) + 134B(ALPHA=- 5)	MACH 1.600 BETA 0.000	REFL 10.0380 IN
		ELEVON 0.000	REFB 1.4700 IN
			YHRF 6.2920 IN
			ZHRF 0.0000 IN
			ZHRF 0.8680 IN
			SCALE 0.0035

CAF-2 4.380

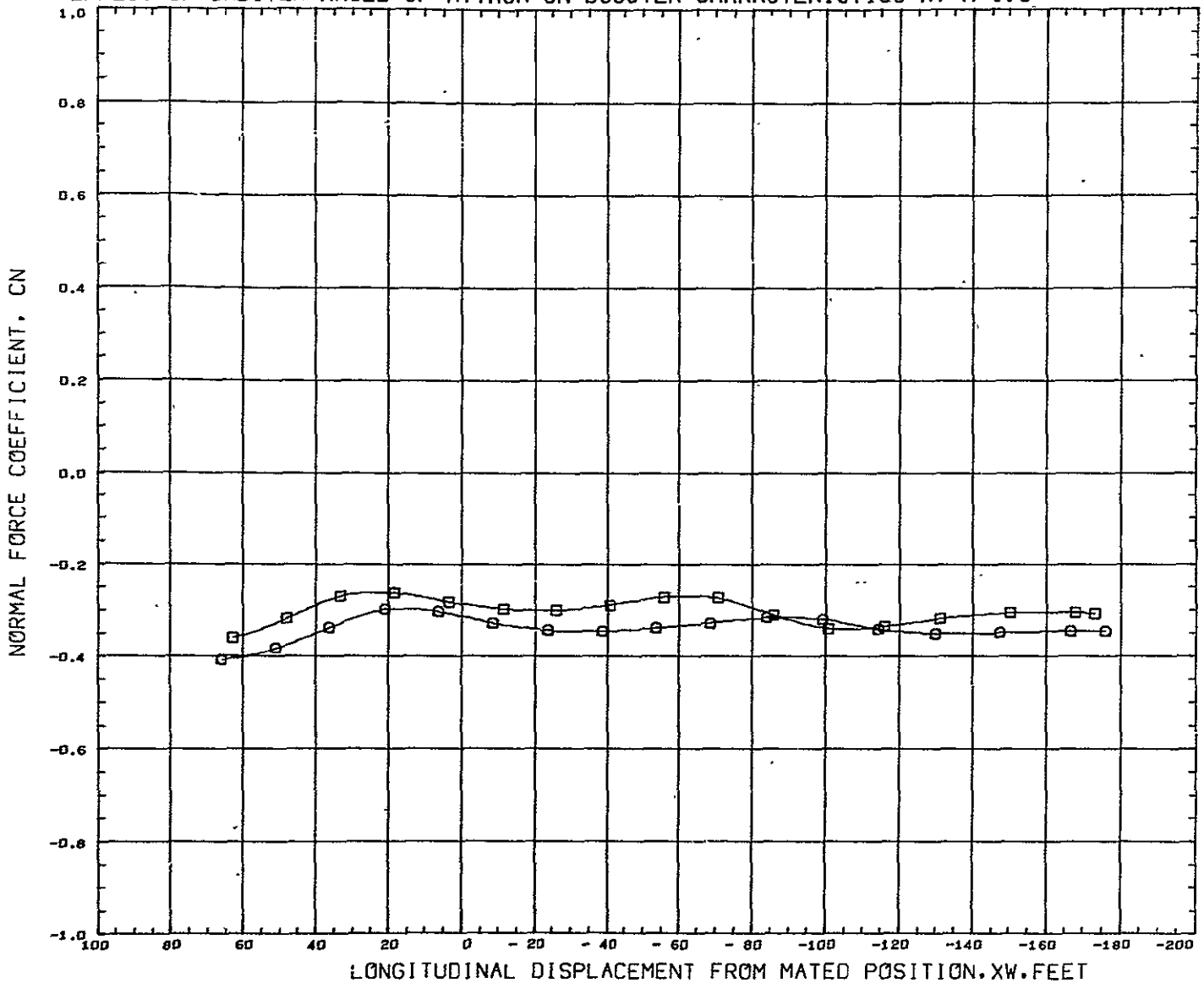
EFFECT OF ORBITER ANGLE OF ATTACK ON BOOSTER CHARACTERISTICS AT M=1.6



DATA SET SYMBOL	CONFIGURATION DESCRIPTION	PARAMETRIC VALUES	REFERENCE INFORMATION
(BOAD46)	GDHST 304-0 BBX(ALPHA=-10) + 134B(ALPHA= 0)	ALPHA0 0.000 ALPHAB - 10.000	REFS 12.6740 SQ IN
(BOAD48)	GDHST 304-0 BBX(ALPHA=-10) + 134B(ALPHA=- 5)	MACH 1.600 BETA 0.000	REFL 10.0380 IN
		ELEVON 0.000	REFB 1.4700 IN
			XMRP .62920 IN
			YMRP 0.0000 IN
			ZMRP 0.8680 IN
			SCALE 0.0035

GAF Z 54.38D

EFFECT OF ORBITER ANGLE OF ATTACK ON BOOSTER CHARACTERISTICS AT M=1.6

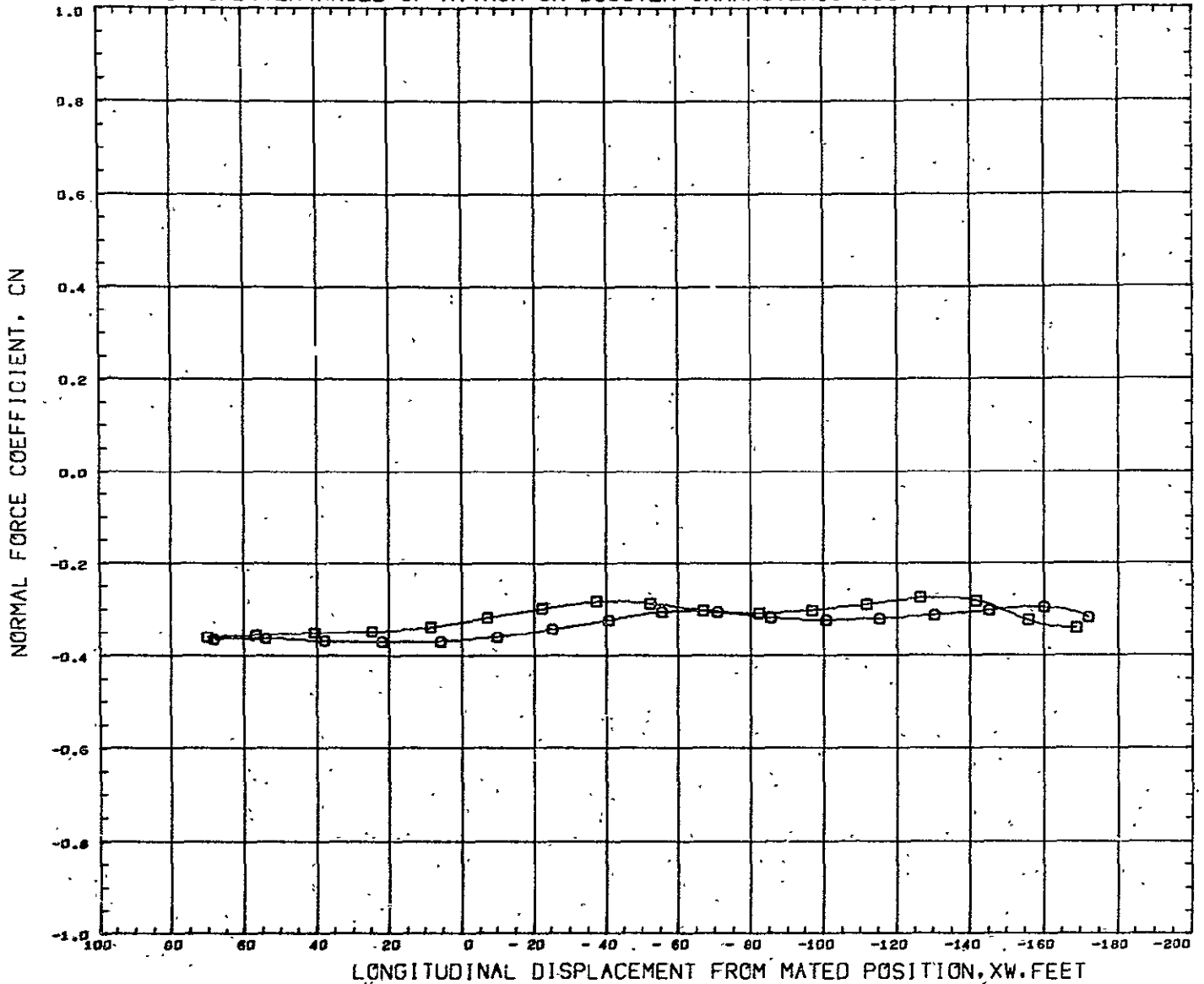


LONGITUDINAL DISPLACEMENT FROM MATED POSITION, XW, FEET

DATA SET SYMBOL	CONFIGURATION DESCRIPTION	PARAMETRIC VALUES		REFERENCE INFORMATION				
(BOA046)	GDHST 304-D 88X (ALPHA=-10) + 134B (ALPHA= 0)	ALPHA0	0.000	ALPHAB	- 10.000	REFS	12.6740	SQ IN
(BOA048)	GDHST 304-D 88X (ALPHA=-10) + 134B (ALPHA=- 5)	MACH	1.600	BETA	0.000	REFL	10.0380	IN
		ELEVON	0.000			REFB	1.4700	IN
						XMRP	6.2920	IN
						YMRP	0.0000	IN
						ZMRP	0.8680	IN
						SCALE	0.0035	

GAP Z 4.380

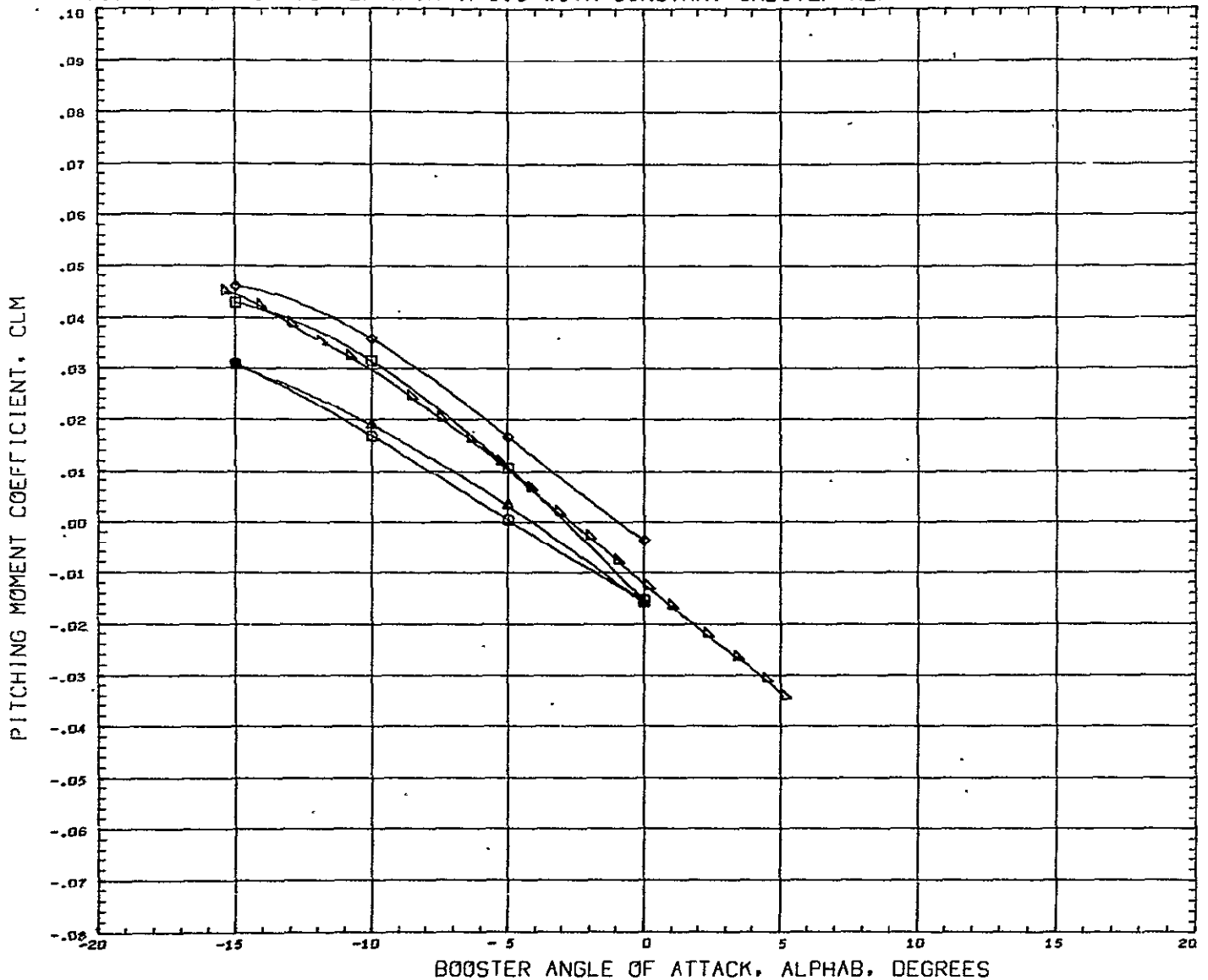
EFFECT OF ORBITER ANGLE OF ATTACK ON BOOSTER CHARACTERISTICS AT M=1.6



DATA SET SYMBOL	CONFIGURATION DESCRIPTION	PARAMETRIC VALUES	REFERENCE INFORMATION
(20AD46)	GDHST 304-0 B8X(ALPHA=-10) + 134B(ALPHA= 0)	ALPHA0 0.000 ALPHA8 - 10.000	REFS 12.6740 SQ IN
(20AD48)	GDHST 304-0 B8X(ALPHA=-10) + 134B(ALPHA=- 5)	MACH 1.600 BETA 0.000	REFL 10.0380 IN
		ELEVON 0.000	REFB 1.4700 IN
			XHRP 6.2920 IN
			YHRP 0.0000 IN
			ZHRP 0.8680 IN
			SCALE 0.0035

GAF Z 54.380

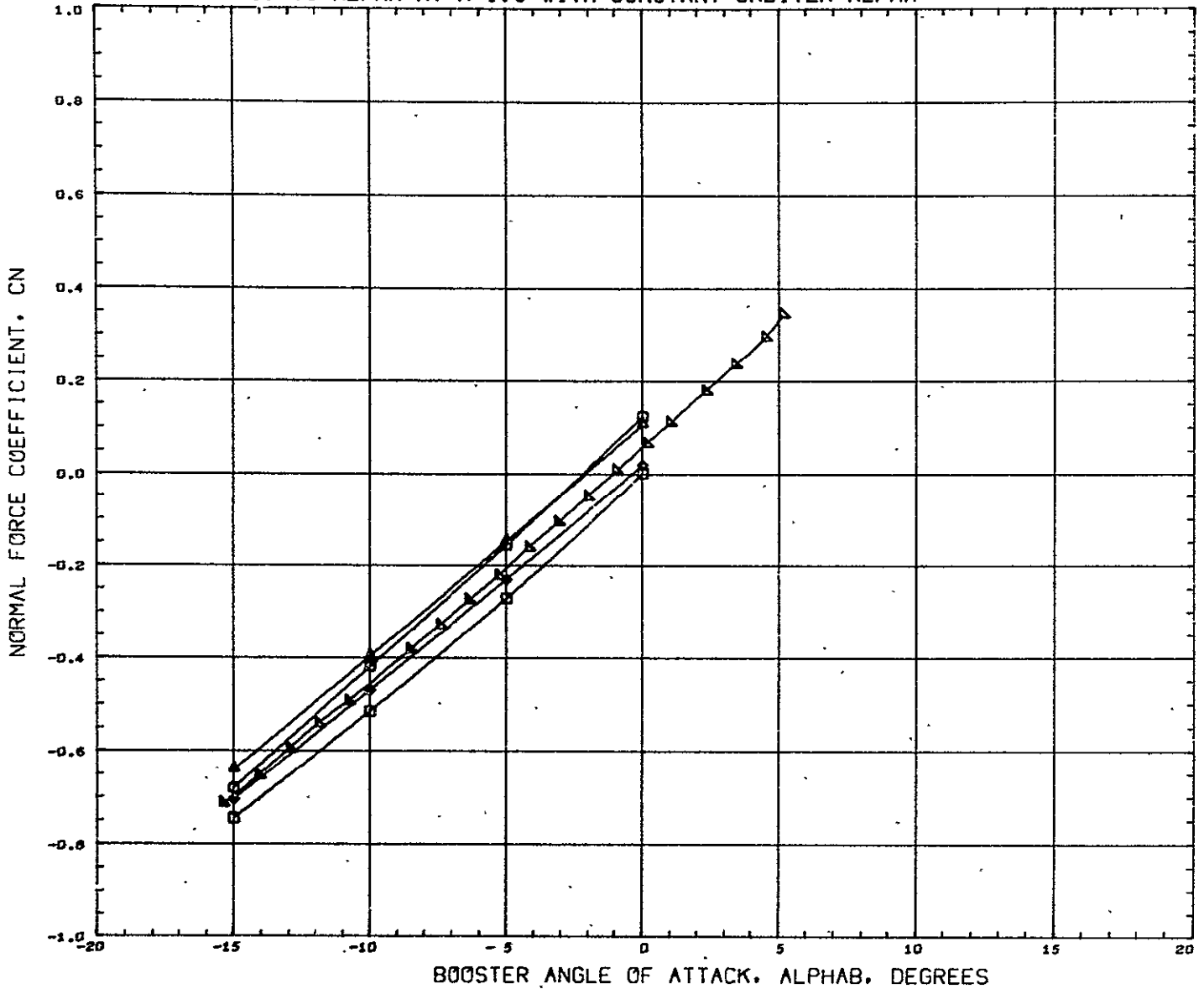
BOOSTER CHARAC. VS ALPHA AT M=1.6 WITH CONSTANT ORBITER ALPHA



DATA SET SYMBOL	CONFIGURATION DESCRIPTION	PARAMETRIC VALUES			REFERENCE INFORMATION	
(BAADG1)	□ GAF Z= 4.38 XW=0.0 B9J + 130G	ALPHA0	0.000	BETA	0.000	REFS 12.6740 SQ IN
(BAADG2)	□ GAF Z=54.38 XW=0.0 B9J + 130G	ELEVON	0.000			REFL 10.0380 IN
(BAADG3)	◇ GAF Z= 4.38 XW=-80. B9J + 130G					REFB 1.4700 IN
(BAADG4)	△ GAF Z=54.38 XW=-80. B9J + 130G					XMRP 6.4000 IN
(BWA055)	▽ GDMST 304-0 DELTA WING FREE AIR B7WS					YMRP 0.0000 IN
						ZMRP 0.8610 IN
						SCALE 0.0035

MACH 1.600

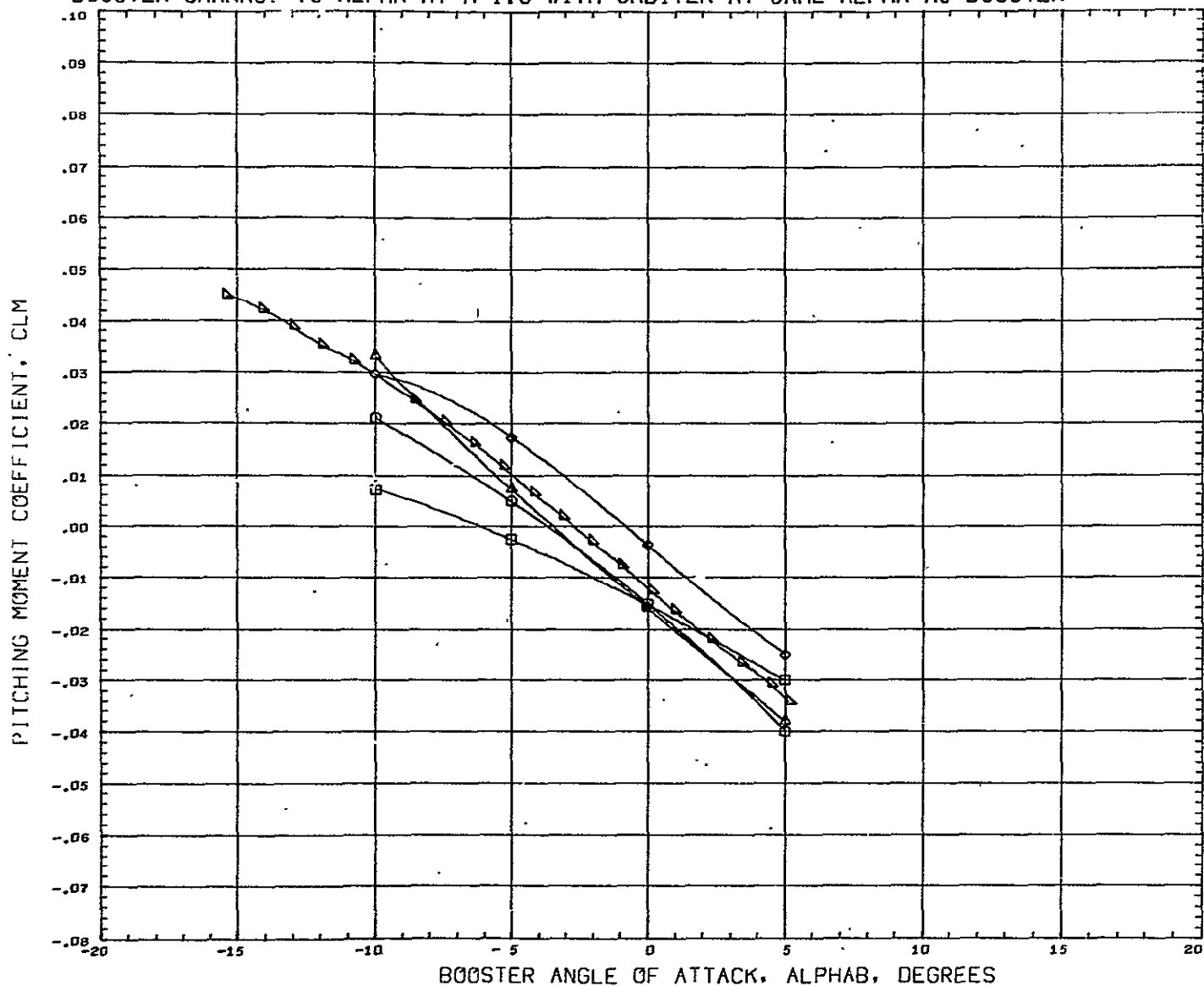
BOOSTER CHARAC. VS ALPHA AT M=1.6 WITH CONSTANT ORBITER ALPHA



DATA SET SYMBOL	CONFIGURATION DESCRIPTION	PARAMETRIC VALUES			REFERENCE INFORMATION		
(BAADD1)	□ GAP Z= 4.38 XW=0.0 B9J + 130G	ALPHA0	0.000	BETA	0.000	REFS	12.6740 SQ IN
(BAADD2)	□ GAP Z=54.38 XW=0.0 B9J + 130G	ELEVON	0.000			REFL	10.0380 IN
(BAADD3)	◇ GAP Z= 4.38 XW=-80, B9J + 130G					REFB	1.4700 IN
(BAADD4)	△ GAP Z=54.38 XW=-80, B9J + 130G					XMRP	6.4000 IN
(CHAD55)	△ GDHST 304-D DELTA WING FREE AIR B7W5					YMRP	0.0000 IN
						ZHRP	0.8610 IN
						SCALE	0.0035

MACH 1.600

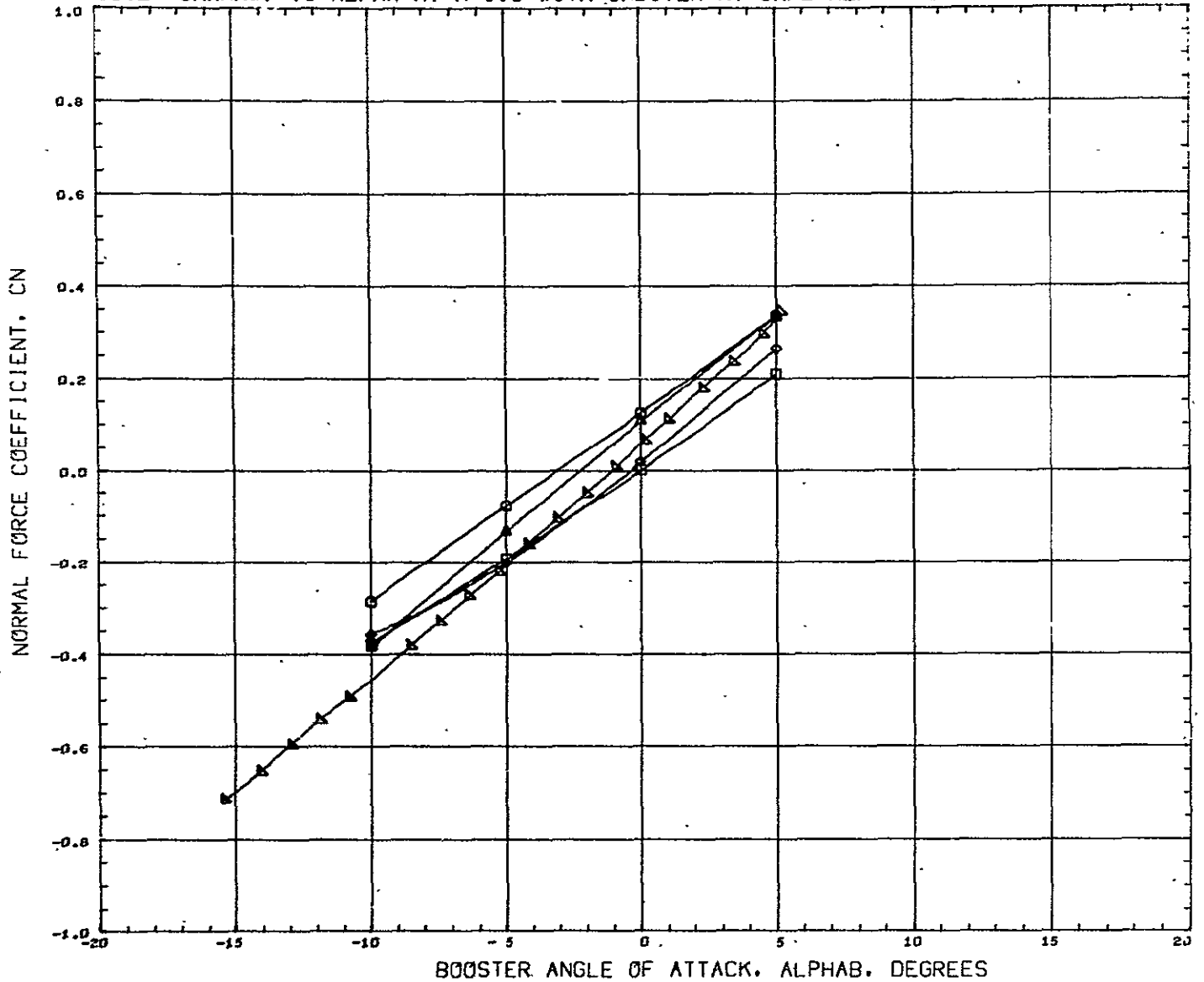
BOOSTER CHARAC. VS ALPHA AT M=1.6 WITH ORBITER AT SAME ALPHA AS BOOSTER



DATA SET SYMBOL	CONFIGURATION DESCRIPTION	PARAMETRIC VALUES			REFERENCE INFORMATION	
		BETA	ELEVON			
(BAAD05)	GAP Z= 4.38 XW=0.0 B9J + 130G	0.000	0.000	REFS	12.6740	SG IN
(BAAD06)	GAP Z=54.38 XW=0.0 B9J + 130G			REFL	10.0380	IN
(BAAD07)	GAP Z= 4.38 XW=-80. B9J + 130G			REFB	1.4700	IN
(BAAD08)	GAP Z=54.38 XW=-80. B9J + 130G			YMRP	6.4000	IN
(BHAD55)	GDHST 304-D DELTA WING FREE AIR B7WS			YMRP	0.0000	IN
				ZMRP	0.8610	IN
				SCALE	0.0035	

MACH 1.600

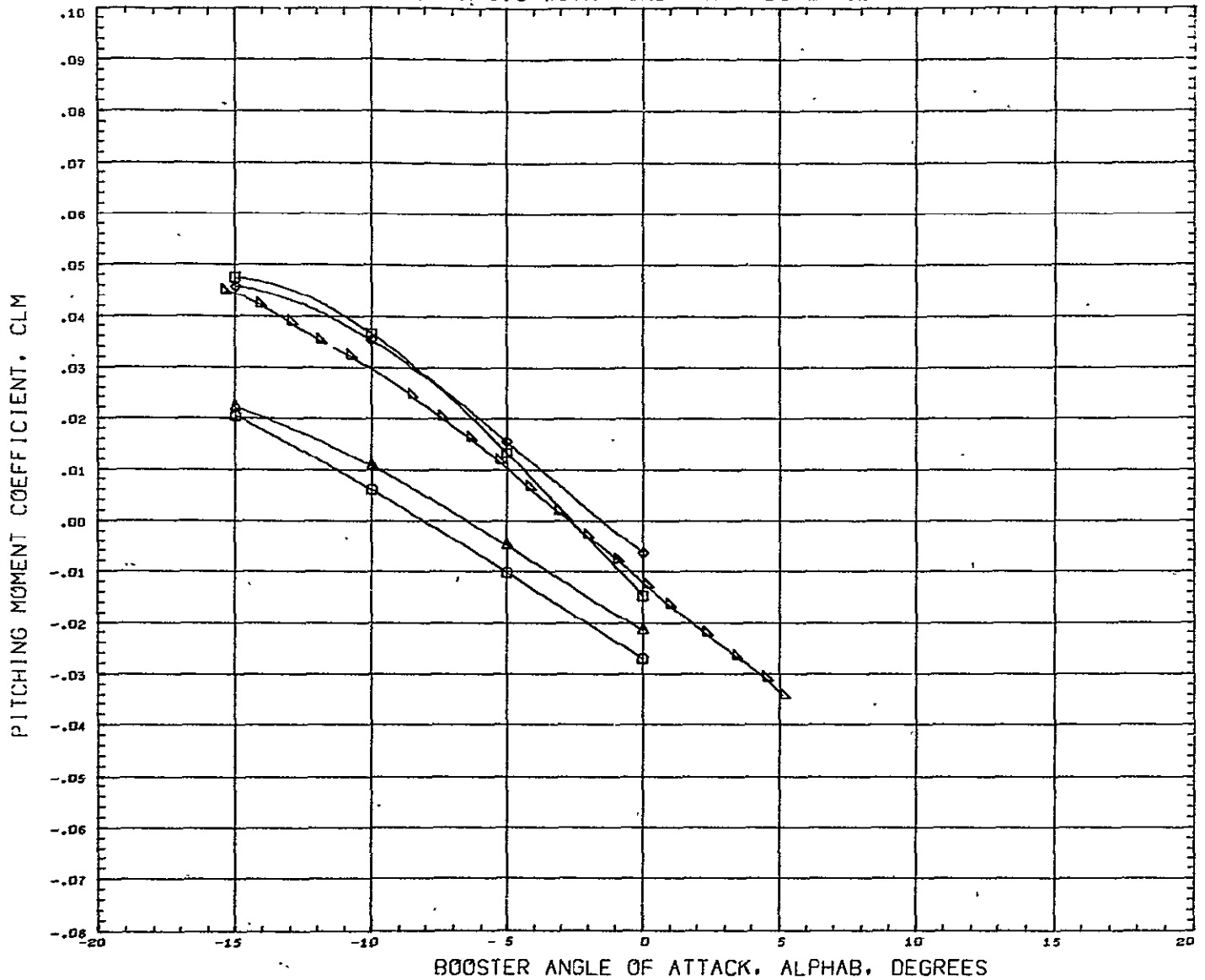
BOOSTER CHARAC. VS ALPHA AT M=1.6 WITH ORBITER AT SAME ALPHA AS BOOSTER



DATA SET SYMBOL	CONFIGURATION DESCRIPTION	PARAMETRIC VALUES	REFERENCE INFORMATION
(2AAB05)	GAP Z= 4.38 XW=0.0 B9J + 130G	BETA 0.000 ELEVON 0.000	REFS 12.6740 SQ IN
(2AAB06)	GAP Z=54.38 XW=0.0 B9J + 130G		REFL 10.0380 IN
(2AAB07)	GAP Z= 4.38 XW=-80. B9J + 130G		REFB 1.4700 IN
(2AAB08)	GAP Z=54.38 XW=-80. B9J + 130G		XMRP 6.4000 IN
(2NAD55)	GCHST 304-0 DELTA WING FREE AIR B7WS		YMRP 0.0000 IN
			ZMRP 0.8610 IN
			SCALE 0.0035

MACH 1.600

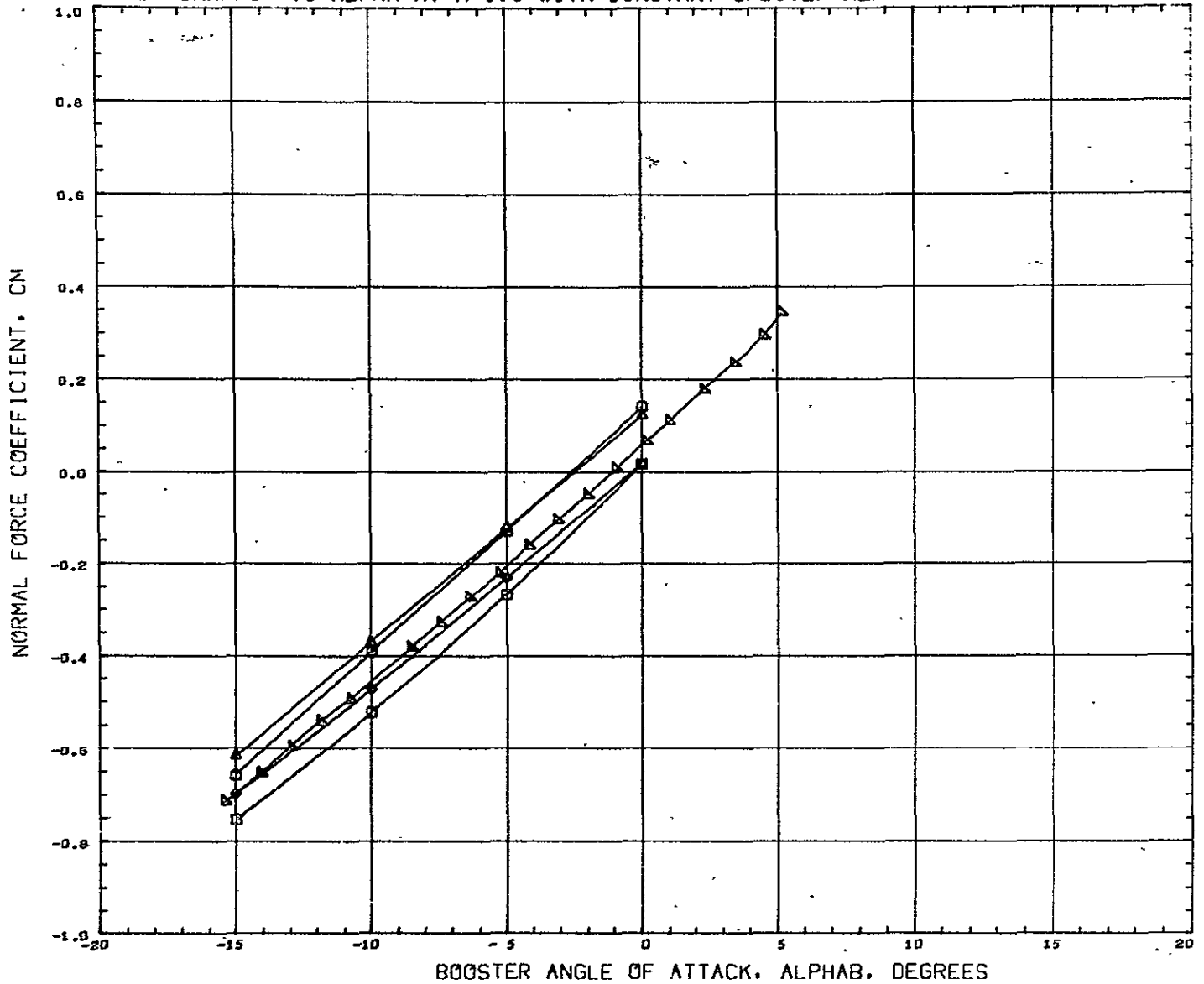
BOOSTER CHARAC. VS ALPHA AT M=1.6 WITH CONSTANT ORBITER ALPHA



DATA SET SYMBOL	CONFIGURATION DESCRIPTION	PARAMETRIC VALUES		REFERENCE INFORMATION	
		ALPHA	BETA	REFS	IN
(BAA009)	GAP Z= 4.38 XW=0.0 B9J + 134B	0.000	0.000	12.6740	Sq IN
(BAA010)	GAP Z=54.38 XW=0.0 B9J + 134B	0.000	0.000	10.0380	IN
(BAA011)	GAP Z= 4.38 XW=-80. B9J + 134B	0.000	0.000	1.4700	IN
(BAA012)	GAP Z=54.38 XW=-80. B9J + 134B	0.000	0.000	6.4000	IN
(BN055)	GDMST 304-D DELTA WING FREE AIR B7WS	0.000	0.000	0.0000	IN
				0.8610	IN
				0.0035	IN

MACH 1.600

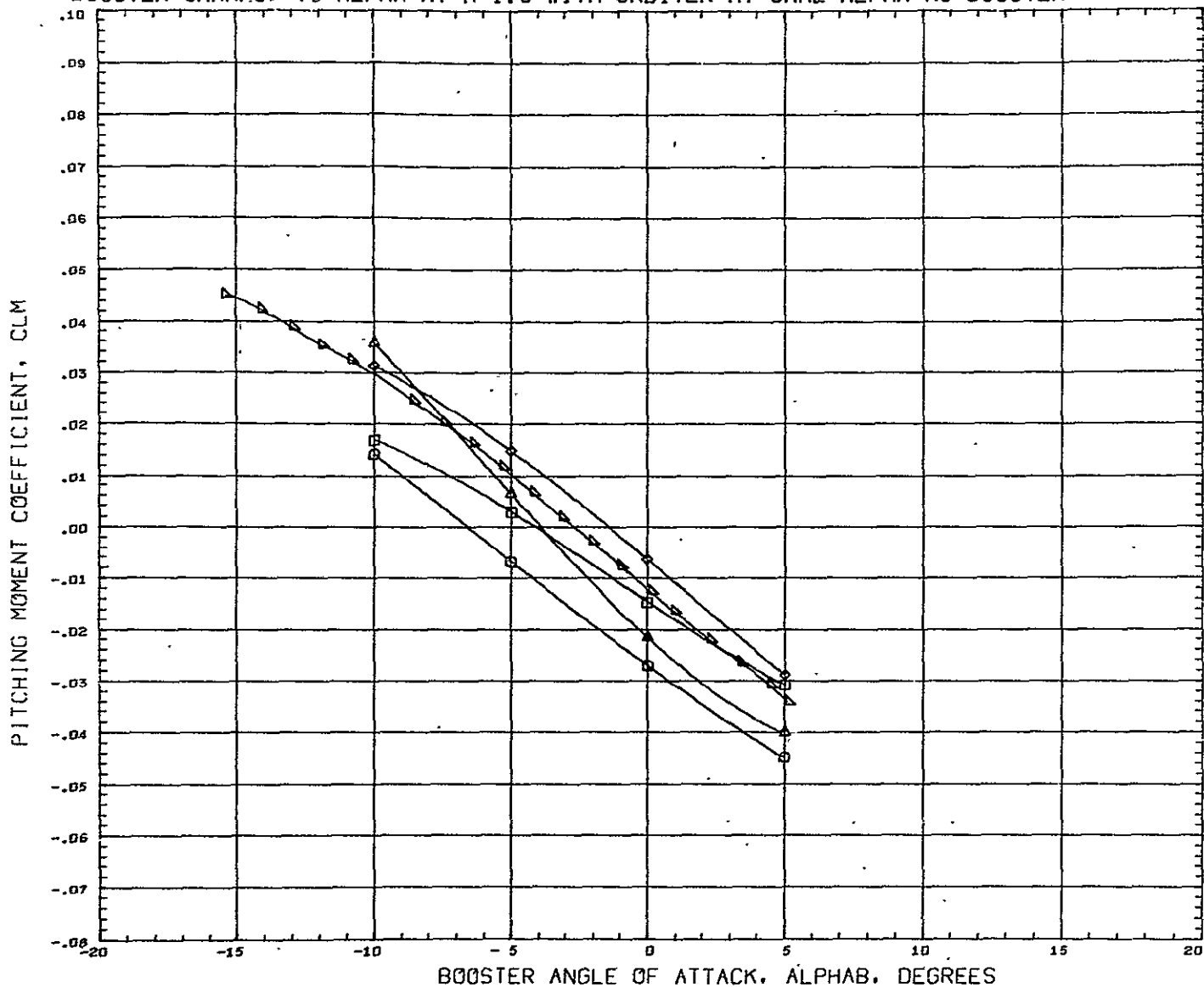
BOOSTER CHARAC. VS ALPHA AT M=1.6 WITH CONSTANT ORBITER ALPHA



DATA SET SYMBOL	CONFIGURATION DESCRIPTION	PARAMETRIC VALUES			REFERENCE INFORMATION	
		ALPHAO	BETA	ELEVON	REFS	SQ IN
(BAAB09)	GAF Z=4.38 XW=0.0 B9J + 134B	0.000	0.000	0.000	12.6740	SQ IN
(BAAB10)	GAF Z=54.38 XW=0.0 B9J + 134B	0.000	0.000	0.000	10.0380	IN
(BAAB11)	GAF Z=4.38 XW=-80. B9J + 134B	0.000	0.000	0.000	1.4700	IN
(BAAB12)	GAF Z=54.38 XW=-80. B9J + 134B	0.000	0.000	0.000	6.4000	IN
(BAAB55)	GDMST 304-0 DELTA WING FREE AIR BTWS	0.000	0.000	0.000	0.0000	IN
					ZNRF	0.8610 IN
					SCALE	0.0035

MACH 1.600

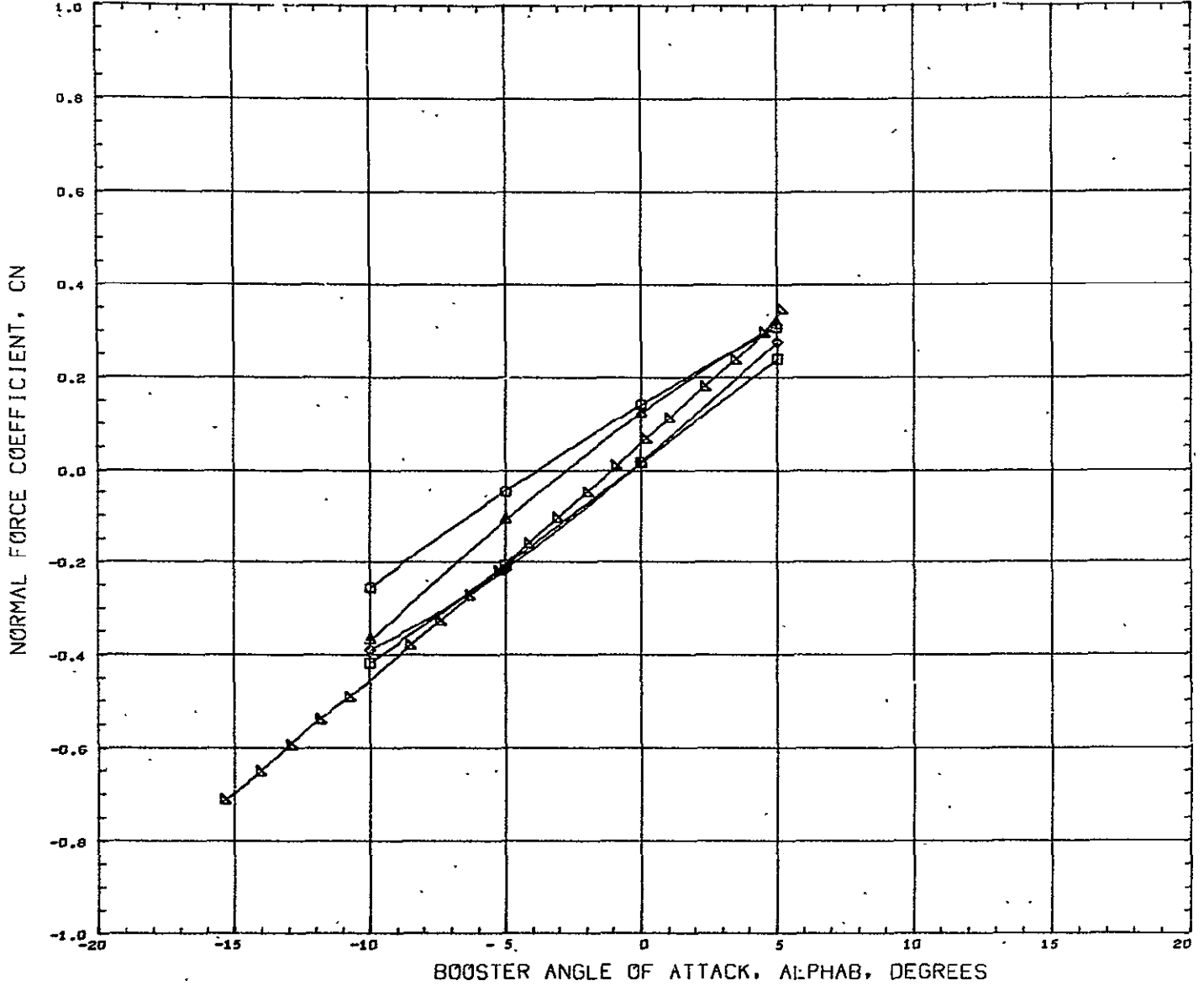
BOOSTER CHARAC. VS ALPHA AT M=1.6 WITH ORBITER AT SAME ALPHA AS BOOSTER



DATA SET SYMBOL	CONFIGURATION DESCRIPTION	PARAMETRIC VALUES	REFERENCE INFORMATION
(BAAD13)	□ GAF Z= 4.38 XW=0.0 B9J + 134B	BETA 0.000 ELEVON 0.000	REFS 12.6740 SQ IN
(BAAD14)	□ GAF Z=54.38 XW=0.0 B9J + 134B		REFL 10.0380 IN
(BAAD15)	◇ GAF Z= 4.38 XW=-80, B9J + 134B		REFB 1.4700 IN
(BAAD16)	△ GAF Z=54.38 XW=-80, B9J + 134B		XHRF 6.4000 IN
(BNAD55)	△ GDHST 304-D DELTA WING FREE AIR B7W5		YHRF 0.0000 IN
			ZHRF 0.8610 IN
			SCALE 0.0035

MACH 1.600

BOOSTER CHARAC. VS ALPHA AT M=1.6 WITH ORBITER AT SAME ALPHA AS BOOSTER



DATA SET SYMBOL	CONFIGURATION DESCRIPTION	PARAMETRIC VALUES	REFERENCE INFORMATION
(BAAD13)	○ GAP Z= 4.38 XW=0.0 B9J + 134B	BETA 0.000 ELEVON 0.000	REFS 12.6740 SQ IN
(BAAD14)	□ GAP Z=54.38 XW=0.0 B9J + 134B		REFL 10.0380 IN
(BAAD15)	◇ GAP Z= 4.38 XW=-80. B9J + 134B		REFB 1.4700 IN
(BAAD16)	△ GAP Z=54.38 XW=-80. B9J + 134B		XMRP 6.4000 IN
(BN4055)	▽ GCHST 304-0 DELTA WING FREE AIR B7W5		YMRP 0.0000 IN
			ZMRP 0.8610 IN
			SCALE 0.0035

MACH 1.600