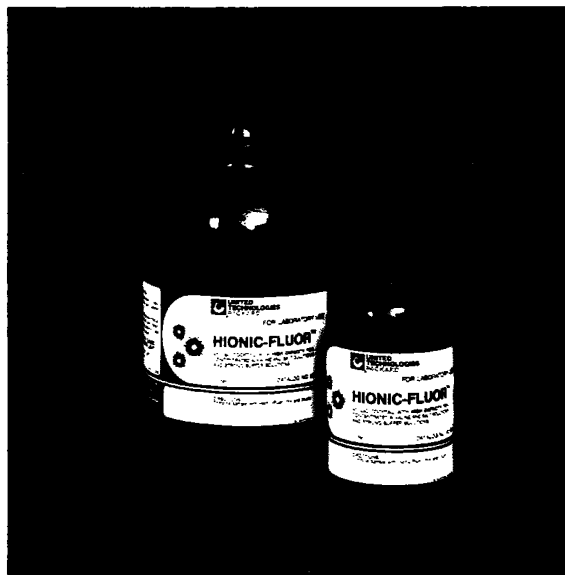


# PACKARD ENDS GRADIENT DILUTION


Are you diluting gradients because your cocktail does not have the capacity to handle them?

Hionic-Fluor™ LSC cocktail from Packard Instrument Company is a new ready-to-use pseudocumene-based liquid scintillation cocktail specially formulated for counting concentrated sucrose or cesium chloride gradients. Hionic-Fluor LSC cocktail is also ideal for counting concentrated salt or alkaline solutions.



Large sample capacity for salt, buffer and alkaline solutions of ca. 0.5 molar and higher — a cocktail tailored for aqueous samples of high ionic strength.

Extremely fast chemiluminescence decay even with concentrated aqueous alkaline solutions or tissue solubilizers such as SOLUENE®-350 or SOLUENE-100.



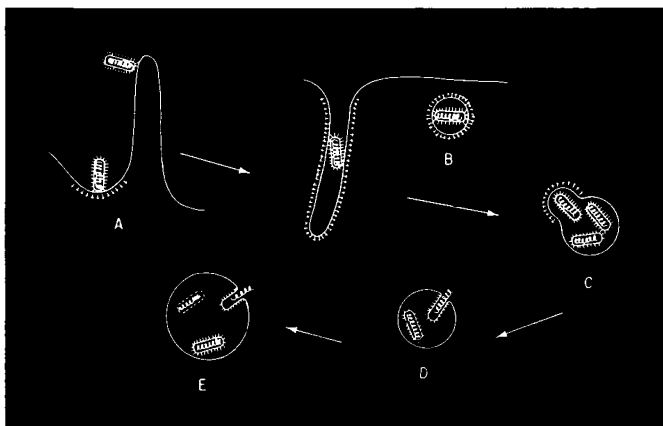
- Tolerates highly concentrated salt solutions.
- Single liquid phase cocktail.
- High counting efficiency with high sample loads.
- High quench resistance.
- High flash point 48°C (118°F).
- Extremely fast decay of chemiluminescence.

Packard Instrument Company, 2200 Warrenville Road, Downers Grove, IL 60515, (312) 969-6000.

Packard Instrument International S.A., Renggerstrasse 3, CH-8038 Zurich, Switzerland, 01/481-69-44.

*"Advancing Science in 50 Countries Around the World"*





# Virus Attachment and Entry into Cells

Proceedings of an ASM Conference  
Held in Philadelphia, Pennsylvania, 10-13 April 1985

**Editors:** Richard L. Crowell  
Karl Lonberg-Hoim

## New findings on virus infection

Rapid progress in viral research has led to a better understanding of the vital area of virus infection of animal and human cells. *Virus Attachment and Entry into Cells* offers a major new insight into this evolving field.

The book provides a timely review of recent findings on the early stages of virus infection. Twenty-five articles are included, covering these important areas.

- Virion attachment proteins
- Cellular receptors
- Penetration and uncoating of viruses

## Application of new technologies

The book begins with a brief overview of early events in virus infection. Applications of new biological insights and biochemical, genetic, and X-ray crystallographic technologies to the study of virus infection are examined.

*Virus Attachment and Entry into Cells* will be of major interest to virologists, immunologists, and others involved in the cross disciplines of microbiology, cell biology, and molecular biology.

**Keep up-to-date on the latest virus-receptor research. Order your copy of *Virus Attachment and Entry into Cells*.**

Publication date: March 1986  
150 pages, illustrated, index

### Quantity

\_\_\_\_\_ Paperback (ISBN 0-914876-90-5)

### Check price

\_\_\_\_\_ Member price: \$25.00

\_\_\_\_\_ Nonmember price: \$28.00

Allow 4-6 weeks after publication for delivery. Prices are subject to change without notice. Limit of 3 copies at the member price. If ordering at the member price, give member number.

### Check one

- Payment enclosed  
 MasterCard  
 VISA

Card number \_\_\_\_\_

Expiration date \_\_\_\_\_

Signature \_\_\_\_\_

### Ship to:

Name \_\_\_\_\_

Institution \_\_\_\_\_

Address \_\_\_\_\_

City \_\_\_\_\_

State/Province \_\_\_\_\_

Zip/Postal code \_\_\_\_\_

Country \_\_\_\_\_

**ASM**

American Society for Microbiology  
Publication Sales  
1913 I Street, N.W.  
Washington, DC 20006 USA

MCB 3 86



NEARLY FOUR YEARS AGO, a radical new technique called FPLC started to turn the heads of chromatographers. Before FPLC, "high performance" was a sometimes cliché used to describe what HPLC *could* do for small molecules and what Life Scientists *wanted* to do for large molecules. Hinging on monodisperse media and biocompatible instruments, Pharmacia opened the door to protein purification in minutes (compared to days)

Today, FPLC is in thousands of research and production facilities around the world. And what is the most surprising discovery these laboratories have made? FPLC pays for itself.

Now and for the future, FPLC is ready for you. Use the coupon to ask for more information today or call the **FPLC Hot Line at: 800-526-3618 Ext. 8349** (in New Jersey 201-457-8349)

**Yes, I'd like to see what I could be doing with FPLC™! Please send me:**

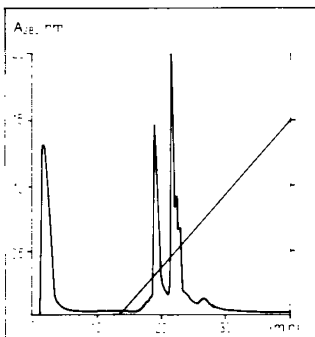
- 1  The FPLC Reference List (new edition)
- 2  The FPLC Buyer's Guide Package (including a demonstration request form)

Name: \_\_\_\_\_  
 Street: \_\_\_\_\_  
 City: \_\_\_\_\_  
 State: \_\_\_\_\_ Zip: \_\_\_\_\_  
 Tel. No. \_\_\_\_\_

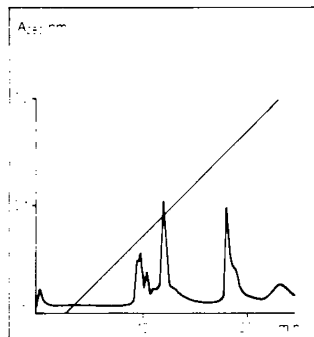
**MAIL TO:** Pharmacia, Inc.  
 800 Centennial Avenue  
 Piscataway, NJ 08854



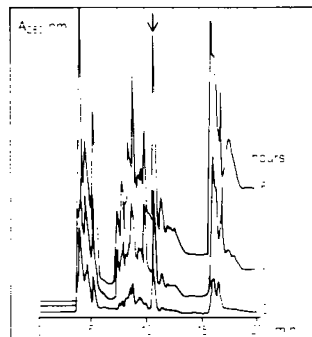
**if you use FPLC™**



1 Single step purification of DNase<sub>I</sub> from crude material, yields 7 mg in 25 minutes



2 One-step separation of monoclonal IgG from mouse ascites. Repetitive FPLC runs using the LCC-500 controller and motorized valves, yields 7.5 mg/20 min



3 Time study of β-galactosidase in an E. Coli fermentation broth shows optimal harvest time

 **Pharmacia**  
 Laboratory Separation Division  
 800 Centennial Avenue  
 Piscataway, NJ 08854

# CAUTION: BIOHAZARDS



Introducing the first systematic approach to safety management in the laboratory.

# LABORATORY SAFETY: PRINCIPLES AND PRACTICES

**Editor in Chief:**  
Brinton M. Miller

**Editors:**  
Dieter H. M. Gröschel  
John H. Richardson  
Donald Vesley  
Joseph R. Songer  
Riley D. Housewright  
W. Emmett Barkley

**W**ith the explosive growth of biotechnology, there has been a need for a reference work that covers the complicated issue of safety in clinical and research laboratories. Now, for the first time, such a guide is available.

*Laboratory Safety: Principles and Practices* tells how to identify, assess, and manage laboratory hazards. Written by recognized authorities in this rapidly changing field, this book discusses the potentially toxic or hazardous microorganisms, chemicals, reagents, and other substances that laboratory personnel encounter. It de-

scribes equipment and techniques for containing biohazards, as well as methods for handling accidents in the laboratory.

This volume also includes:

- The CDC/NIH guidelines *Bio-safety in Microbiological and Biomedical Laboratories*
- Lists of state health officials and poison information centers nationwide
- Basic first aid techniques

**Invest in this valuable reference work today. Because tomorrow, the safety of people in your laboratory may depend on it.**

**Take the first step toward laboratory safety. Order your book today.**

Please send me *Laboratory Safety: Principles and Practices*.  
Publication date: February 1986  
375 pages, illustrated, index

**Quantity**  
\_\_\_ Hardcover (ISBN 0-914826-77-8)

**Check price**  
Member price: \$38.00 \_\_\_  
Nonmember price: \$51.00 \_\_\_

Allow 4-6 weeks after publication for delivery. Prices are subject to change without notice. Limit of 3 copies at the member price. If ordering at the member price, give member number: \_\_\_\_\_

## Check one

- Payment enclosed  
 MasterCard  
 VISA

Card number \_\_\_\_\_

Expiration date \_\_\_\_\_

Signature \_\_\_\_\_

## Ship to:

Name \_\_\_\_\_

Institution \_\_\_\_\_

Address \_\_\_\_\_

City \_\_\_\_\_ State Province \_\_\_\_\_

Zip Postal code \_\_\_\_\_

Country \_\_\_\_\_



American Society for Microbiology  
Publication Sales, 1913 I Street, N.W., Washington, DC 20006 USA

## THE YEAR IN REVIEW

# MICROBIOLOGY—1986

**Editor:**

Loretta Leive

**Section editors:**

Peter F. Bonventre  
Josephine A. Morello  
Simon D. Silver  
Henry C. Wu

**Concise, detailed coverage of current research**

Keep up-to-date on the most important developments in microbiology with concise minireviews on a wide range of microbiological topics, highlights of important papers presented at last year's ASM Annual Meeting and ICAAC, and brief reports on new discoveries and the findings of major studies. It's all in *Microbiology—1986*.

In the 1986 volume, microbiologists will discover both important new material in their specialties and reviews to bring them up-to-date in other fields. Sections include:

**I. Medical Microbiology and Immunology**

- Immunological Aspects of Lipopolysaccharide: Structure-Function Relationships
- Molecular Biology of Bacterial Pathogens
- Virulence Factors of *Bordetella pertussis* (including attachment and toxins)
- Biology and Pathogenesis of Chlamydiae

**II. Clinical Microbiology**

- DNA Probes in Clinical Diagnosis (including bacteria, viruses, and parasites)
- Coagulase-Negative Staphylococci
- Coccidioidomycosis
- Leukocytic Rickettsiae of Humans and Animals
- New Quinolone Antibacterial Agents

**III. Molecular Aspects of Protein Secretion and Membrane Assembly****IV. Molecular Biology of Archaeobacteria**

Order this single-volume, state-of-the-art review today.

---

**The Year in Review****MICROBIOLOGY—1986**

Publication date: April 1986  
300 pages, illustrated, index

**Quantity**

\_\_\_ Paperback  
(ISBN 0-914826-84-0)

**Check price**

\_\_\_ ASM member: \$28.00  
\_\_\_ Nonmember: \$38.00

**Check one**

Payment enclosed     MasterCard     VISA

Card number \_\_\_\_\_

Expiration date \_\_\_\_\_

Signature \_\_\_\_\_

Allow 4-6 weeks after publication for delivery. Prices are subject to change without notice. Limit of 3 copies at the member price. If ordering at the member price, give member number:  
\_\_\_\_\_

**Ship to: (Please print)**

Name \_\_\_\_\_

Business \_\_\_\_\_

Address \_\_\_\_\_

City \_\_\_\_\_


State/Province \_\_\_\_\_ Zip/Postal code \_\_\_\_\_

Country \_\_\_\_\_

**ASM**

American Society for Microbiology  
Finance Department  
1913 I Street, N.W.  
Washington, DC 20006 USA

MCB 386



## Molecular Biology of Microbial Differentiation

**Editors: James A. Hoch  
Peter Setlow**

*Proceedings of the Ninth International Spores Conference, Asilomar, California, 3-6 September 1984*

The Ninth International Spores Conference held in September 1984 focused on one exciting and rapidly progressing area of bacterial development: the molecular biology of the sporulation and germination processes.

Symposium presentations from this important meeting and review articles have been compiled and edited for ready reference.

### Keep pace with the progress in spore research

*Molecular Biology of Microbial Differentiation* presents the latest conclusions in the molecular biology of differentiation in higher procaryotes, particularly *Bacillus subtilis*.

Thirty-eight excellent articles cover these major areas:

- Molecular Cloning and Genetics of Sporulation and Germination Genes
- Characterization of Cloned Genes and Their Regulatory Signals
- Control of Developmental Transcription
- Metabolic Control of Gene Expression and Sporulation
- Endotoxin Formation in Sporulating Organisms
- Microbial Differentiation Systems

### Order this valuable new reference tool for the laboratory or library soon.

Publication date: April 1985  
280 pages, illustrated, index  
Hardcover (ISBN 0-914826-75-1)  
ASM member, \$39.00; nonmember, \$49.00

**ASM** American Society for Microbiology  
Publication Sales  
1913 I Street, N.W., Washington, DC 20006 USA

# Savant's Speed Vac Evaporator Concentrator

Pat. 4226669

is a natural for  
Microcentrifuge  
Tubes.


**THE SPEED VAC  
CONCENTRATOR**  
is now  
widely used with  
Microcentrifuge Tubes to  
minimize sample loss  
and maximize sample  
concentration. A  
combination of ro-  
tary action and vacuum applica-  
tion account for the high efficiency  
volume reduction of the sample.

## 100% SAMPLE RECOVERY

**NO BUMPING      NO DILUTION  
NO SMEARING    NO TRANSFER  
NO WASHDOWN    NO LOSSES**

The Speed Vac Concentrator has replaced Flash Evaporators, Ultrafiltration, The Bell Jar Dessicator for most applications ... e.g. Eluates, Hydrolysates, Extracts, GLC and HPLC Sample Preparation.

**"No Doubt About It —  
This is the Preferred Method".**



**Savant can supply the entire system** including the SPEED VAC CONCENTRATOR, the Refrigerated Trap and the Vacuum Pump, as well as many accessories which makes the laboratory completely operational.

Send for literature today.

## Savant Instruments, Inc.

110-103 Bi-County Blvd.  
Farmingdale, N.Y. 11735  
(516) 249-4600

# The Pharmacia Gene Assembler™

## The Automated DNA Synthesizer You Can Afford!

The new Gene Assembler™ from Pharmacia is a full function DNA synthesizer complete with a microprocessor controller, a printer, two reaction columns and an absorbance monitor. It contains features you can't find on many gene machines priced two or three times higher. For example:

■ Each base addition is monitored for coupling efficiency. The dimethoxytrityl elution profile is printed and the peak area is calculated for later review by the operator. An incomplete coupling reaction automatically terminates synthesis to prevent the waste of reagents.

■ The  $\beta$ -cyanoethyl phosphoramidite synthesis reaction takes place in only 90 seconds on highly porous MonoBeads™. The Gene Assembler™ routinely produces oligonucleotides as long as 140 bases with a base addition efficiency greater than 98%.

■ The MonoBeads™ containing the 3' base are prepacked into a disposable cassette which costs only \$7.50. It takes just a few seconds to slip the cassette into a reusable reaction column for trouble-free synthesis. To construct a new oligomer, you only need to purchase an affordable matrix cassette instead of a complete column set-up.


■ The Gene Assembler™ is the only DNA synthesizer under \$33,000.00\* which features two-column sequential synthesis.

The Gene Assembler™ is built with laboratory-proven components from our chromatographic equipment line which have been optimized for DNA synthesis. Using a simple component-based design, we've eliminated the complex wiring and plumbing found on other gene machines to improve reliability while reducing our production costs. The savings are passed along to you.

The Gene Assembler™ from Pharmacia is a complete DNA synthesizer that combines performance and quality with an affordable price.

**Introductory Price \$16,499.00**

\*Manufacturer's list price (USD).



**Pharmacia**

**Molecular Biology Division**  
Piscataway, New Jersey 08854  
Information: (800) 524-0987  
In NJ: (201) 457-8121