

Job Name:

System Reference:

Date:

Indoor Unit:  
PKA-A24KA7Outdoor Unit:  
 PUZ-A24NHA7  
 PUZ-A24NHA7-BS**INDOOR UNIT FEATURES**

- Sleek, compact design
- Simple installation
- Vane setting for air flow direction control
- Auto fan speed mode
- Ideal for spaces such as server rooms, daycare centers, classrooms, churches, small offices, and more

**OUTDOOR UNIT FEATURES**

- Variable speed INVERTER-driven compressor
- Suction accumulator pre-charged with refrigerant volume for piping length up to 100 ft (70 ft. for A12/18/24/30)
- 24-hour continuous operation (cooling mode)
- High pressure protection
- Fast restart due to bypass valve make it ideal for equipment cooling applications, such as data centers
- Superior energy and operational efficiency

## SPECIFICATIONS: PKA-A24KA7 & PUZ-A24NHA7(-BS)

Model Number	Indoor Unit		PKA-A24KA7
	Outdoor Unit		PUZ-A24NHA7
			PUZ-A24NHA7-BS
Cooling*1	Maximum Capacity	Btu/h	24,000
	Rated Capacity	Btu/h	24,000
	Minimum Capacity	Btu/h	10,000
	Maximum Power Input	W	1,960
	Rated Power Input	W	1,960
	Moisture Removal	Pints/h	5.00
	Sensible Heat Factor		0.77
	Power Factor	%	95.70
Heating at 47° F*2	Maximum Capacity	Btu/h	28,000
	Rated Capacity	Btu/h	26,000
	Minimum Capacity	Btu/h	9,000
	Maximum Power Input	W	2,600
	Rated Power Input	W	1,750
	Power Factor	%	96.30
Heating at 17° F *3	Maximum Capacity	Btu/h	18,300
	Rated Capacity	Btu/h	15,700
	Maximum Power Input	W	1,820
	Rated Power Input	W	1,750
Efficiency	SEER		21.40
	EER *1		12.20
	HSPF (IV)		11.00
	COP at 47° F *2		4.35
	COP at 17° F *3		2.62
Electrical	Voltage, Phase, Frequency		208 / 230V, 1-phase, 60 Hz
	Guaranteed Voltage Range	V AC	198 – 253
	Voltage: Indoor - Outdoor, S1-S2	V AC	208 / 230
	Voltage: Indoor - Outdoor, S2-S3	V DC	24
	Voltage: Indoor - Remote controller	V DC	12
	Recommended Fuse/Breaker Size	A	25
	Recommended Wire Size (Indoor - Outdoor)	AWG	14

## SPECIFICATIONS: PKA-A24KA7 & PUZ-A24NHA7(-BS)

Model Number	Indoor Unit		PKA-A24KA7
	Outdoor Unit		PUZ-A24NHA7
			PUZ-A24NHA7-BS
Indoor Unit	MCA	A	1.00
	Fan Motor Full Load Amperage	A	0.36
	Fan Motor Output	W	56
	Airflow Rate, Dry	CFM	635-705-775
	Airflow Rate, Wet	CFM	570-635-700
	External Static Pressure	in.WG	n/a
	Sound Pressure Level	dB(A)	39-42-45
	Drain Pipe Size	In. (mm)	5/8 (16)
	Condensate Lift Mechanism, Max. Distance	Ft. (m)	n/a
	Heat Exchanger Type	Plate fin coil	
	External Finish Color	White Munsell 1.0Y 9.2/0.2	
	Unit Dimensions	W: In. (mm)	46-1/16 (1170)
		D: In. (mm)	11-5/8 (295)
		H: In. (mm)	14-3/8 (365)
	Package Dimensions	W: In.	51
		D: In.	18-8/16
		H: In.	14-4/16
Unit Weight	Lbs. (kg)	46 (21)	
Package Weight	Lbs.	53	
Indoor Unit Operating Temperature Range	Cooling Intake Air Temp (Maximum / Minimum)	° F	90 DB, 73 WB / 66 DB, 59 WB
	Heating Intake Air Temp (Maximum / Minimum)	° F	82 DB / 50 DB
Outdoor Unit	MCA	A	19
	MOCP	A	26
	Fan Motor Full Load Amperage	A	0.4
	Fan Motor Output	W	86
	Airflow Rate	CFM	1,940
	Refrigerant Control	Electronic Expansion Valve	
	Defrost Method	Reverse Cycle	
	Heat Exchanger Type	Cross fin	

## SPECIFICATIONS: PKA-A24KA7 & PUZ-A24NHA7(-BS)

Model Number	Indoor Unit		PKA-A24KA7
	Outdoor Unit		PUZ-A24NHA7
			PUZ-A24NHA7-BS
	Sound Pressure Level, Cooling*1	dB(A)	47
	Sound Pressure Level, Heating*2	dB(A)	48
	Compressor Type		INVERTER-driven twin rotary
	Compressor Model		SNB172FWHM1
	Compressor Rated Load Amps	A	7
	Compressor Locked Rotor Amps	A	11
	Compressor Oil Type // Charge	oz.	FV50S // 23
	External Finish Color		Ivory Munsell 3Y 7.8/1.1
	Base Pan Heater		n/a
	Unit Dimensions	W: In. (mm)	37-13/32 (950)
		D: In. (mm)	13 + 1-3/16 (330 + 30)
		H: In. (mm)	37-1/8 (943)
	Package Dimensions	W: In.	40-15/16
		D: In.	17-11/16
		H: In.	40-11/16
	Unit Weight	Lbs. (kg)	153 (69)
	Package Weight	Lbs. (kg)	179 (81)
Outdoor Unit Operating Temperature Range	Cooling Intake Air Temp (Maximum / Minimum)	°F	115 DB / 0* DB
	Heating Intake Air Temp (Maximum / Minimum)	°F	70 DB, 59 WB / -4 DB, -4 WB
	Thermal Lock-out / Re-start Temperatures**	°F	-8 / -4 DB
Refrigerant	Type		R410A
	Charge	Lbs, oz	7 lbs, 11 oz
Piping	Gas Pipe Size O.D. (Flared)	In.(mm)	5/8 (15.88)
	Liquid Pipe Size O.D. (Flared)	In.(mm)	3/8 (9.52)
	Maximum Piping Length	Ft. (m)	165 (50)
	Maximum Height Difference	Ft. (m)	100 (30)
	Maximum Number of Bends		15

## SPECIFICATIONS: PKA-A24KA7 & PUZ-A24NHA7(-BS)

AHRI Rated Conditions (Rated data is determined at a fixed compressor speed)	*1 Cooling (Indoor // Outdoor)	°F	80°F DB, 67°F WB // 95°F DB, 75°F WB
	*2 Heating at 47°F (Indoor // Outdoor)	°F	70°F DB, 60°F WB // 47°F DB, 43°F WB
	*3 Heating at 17°F (Indoor // Outdoor)	°F	70°F DB, 60°F WB // 17°F DB, 15°F WB
Conditions	*4 Heating at 5°F (Indoor // Outdoor)	°F	70°F DB, 60°F WB // -4°F DB, -5°F WB

### Notes

\*Wind baffles required to operate below 23°F DB in cooling mode. PUZ with wind baffle: 0°F - 115°F.

\*\*System cuts out in heating mode to avoid thermistor error and automatically restarts at these temperatures

### SEACOAST PROTECTION

- External Outer Panel: Phosphate coating + Acrylic-Enamel coating
- Fan Motor Support: Epoxy resin coating (at edge face)
- Separator Assembly; Valve Bed: Epoxy resin coating (at edge face)
- "Blue Fin" treatment is an anti-corrosion treatment that is applied to the condenser coil to protect it against airborne contaminants.

Notes:

## ACCESSORIES: PKA-A24KA7

3-Pole Disconnect Switch (30A/600V/UL) [fits 2" X 4" utility box]	<input type="checkbox"/> TAZ-MS303
Drain Pan Level Sensor (Control for indoor unit shut off to prevent drain pan overflow)	<input type="checkbox"/> DPLS2
MaxiBlue Advanced Blue Diamond Mini-Condensation pump w/ Reservoir & Sensor (110V) up to 48,000 Btu/h [recommended]	<input type="checkbox"/> X87-711 - 110
MaxiBlue Advanced Blue Diamond Mini-Condensation pump w/ Reservoir & Sensor (208/230V) up to 48,000 Btu/h [recommended]	<input type="checkbox"/> X87-721 - 208/230
Extension Cord for Blue Diamond Pump	<input type="checkbox"/> C13-103
Sauermann Mini-Condensation pump (115V)	<input type="checkbox"/> SI30-115
Sauermann Mini-Condensation pump (230V)	<input type="checkbox"/> SI30-230
MegaBlue Blue Diamond Condensate Pump (110-230V)	<input type="checkbox"/> X87-835
Remote Sensor (extensible)	<input type="checkbox"/> PAC-SE41TS-E
Connector for CN32 (remote ON/OFF)	<input type="checkbox"/> PAC-SE55RA-E
Connector for CN152 (Back up heating)	<input type="checkbox"/> PAC-SE59RA-E
External fan / Heater control relay adapter	<input type="checkbox"/> CN24RELAY-KIT-CM3
Backlit, wall-mounted, wireless	<input type="checkbox"/> MHK1
Wireless Remote Controller	<input type="checkbox"/> MRCH1
Wireless Receiver	<input type="checkbox"/> MFH1
Portable Central Controller	<input type="checkbox"/> MCCH1
Outside Air Sensor	<input type="checkbox"/> MOS1
Wireless adapter	<input type="checkbox"/> PAC-USWHS002-WF-1
BACnet® and Modbus Interface	<input type="checkbox"/> PAC-UKPRC001-CN-1
Wall-mounted, Wired	<input type="checkbox"/> PAC-YT53CRAU-J
Wired Remote Controller	<input type="checkbox"/> PAR-33MAA-J
T-STAT Interface	<input type="checkbox"/> PAC-US444CN-1
Simple remote controller	<input type="checkbox"/> PAC-YT53CRAU
Wireless Remote Controller	<input type="checkbox"/> PAR-FL32MA-E
Wire for Remote ON/OFF with CN32 connector	<input type="checkbox"/> PAC-715AD
Lockdown Bracket for wireless, hand-held, remote controllers	<input type="checkbox"/> RCMKP1CB

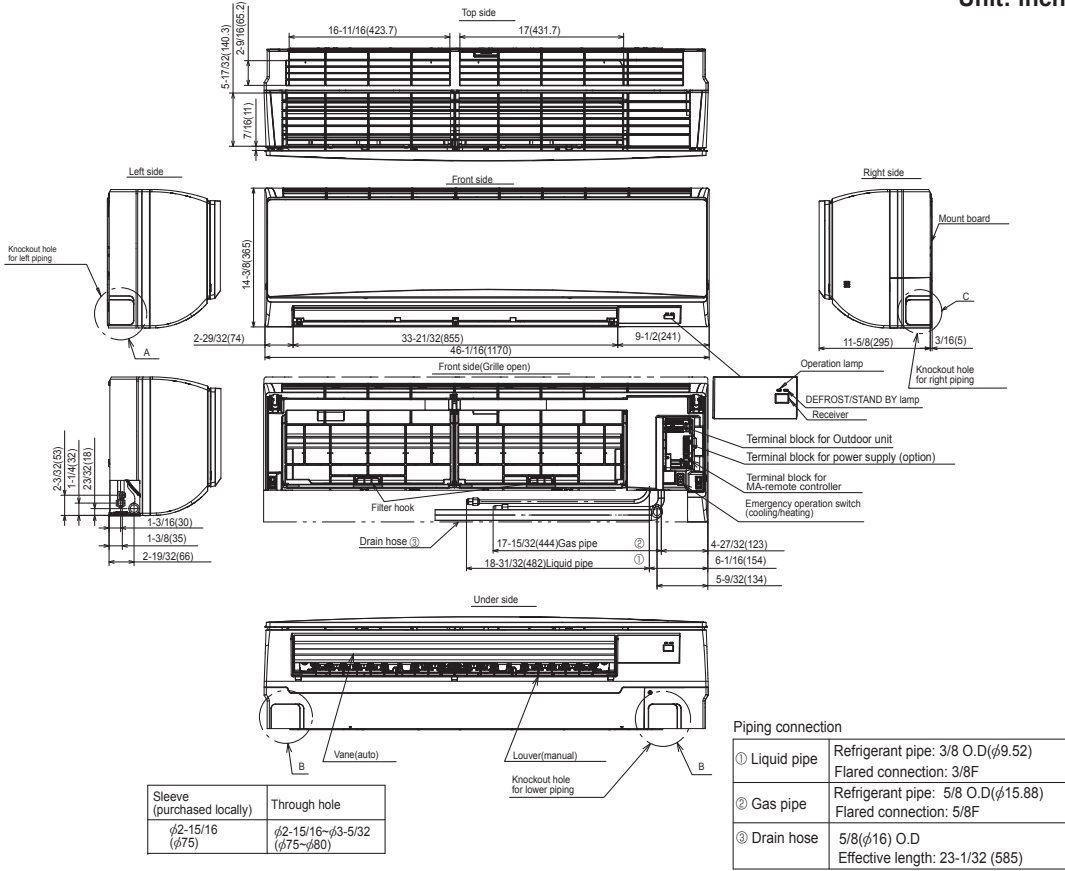
## ACCESSORIES: PUZ-A24NHA7(-BS)

Twining Distribution Pipe (50:50)	<input type="checkbox"/> MSDD-50TR-E
Air Outlet Guide	<input type="checkbox"/> PAC-SG59SG-E
Front Wind Baffle	<input type="checkbox"/> WB-PA5
Hail Guard	<input type="checkbox"/> HG-A6
Drain Socket	<input type="checkbox"/> PAC-SG61DS-E
Centralized Drain Pan	<input type="checkbox"/> PAC-SG64DP-E
Control/Service Tool	<input type="checkbox"/> PAC-SK52ST
Wall Mounting Bracket (Powder-coated Steel)	<input type="checkbox"/> QCWB2000M-1
Wall Mounting Bracket (316 Series Stainless Steel)	<input type="checkbox"/> QSWBSS
M-NET Control Adapter for Building Management System	<input type="checkbox"/> PAC-SF83MA-E
Outdoor Unit Mounting Pad 24" x 42" x 3"	<input type="checkbox"/> ULTRILITE2
Outdoor Unit 3-1/4 inch Mounting Base - Pair (Plastic)	<input type="checkbox"/> DSD-400N
MiniSplit Mounting Stand-Single Fan Models - 12"	<input type="checkbox"/> QSMS1201M
MiniSplit Mounting Stand-Single Fan Models - 18"	<input type="checkbox"/> QSMS1801M
MiniSplit Mounting Stand-Single Fan Models - 24"	<input type="checkbox"/> QSMS2401M
3/8 x 5/8 x 10' / 1/2" Lineset (Twin-Tube Insulation)	<input type="checkbox"/> MPLS385812T-10
3/8 x 5/8 x 15' / 1/2" Lineset (Twin-Tube Insulation)	<input type="checkbox"/> MPLS385812T-15
3/8 x 5/8 x 30' / 1/2" Lineset (Twin-Tube Insulation)	<input type="checkbox"/> MPLS385812T-30
3/8 x 5/8 x 50' / 1/2" Lineset (Twin-Tube Insulation)	<input type="checkbox"/> MPLS385812T-50
3/8 x 5/8 x 65' / 1/2" Lineset (Twin-Tube Insulation)	<input type="checkbox"/> MPLS385812T-65
3/8 x 5/8 x 100' / 1/2" Lineset (Twin-Tube Insulation)	<input type="checkbox"/> MPLS385812T-100

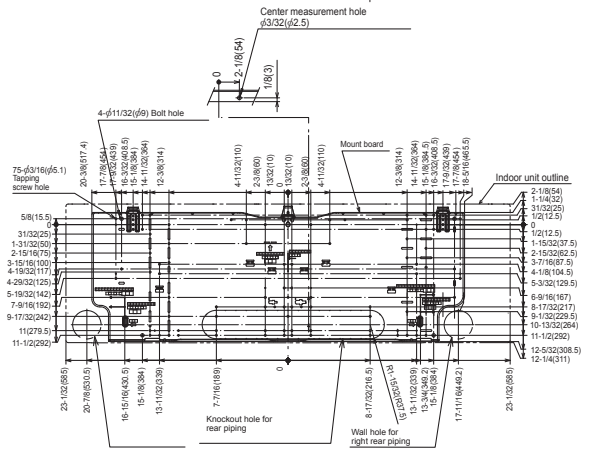
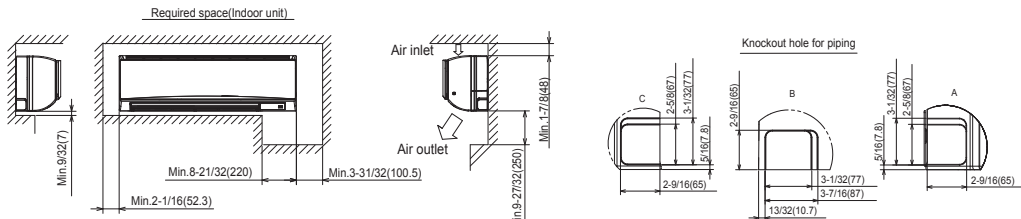
# DIMENSIONS: PKA-A24KA7 & PUZ-A24NHA7 (-BS)

## PKA-A24KA7

Unit: inch (mm)



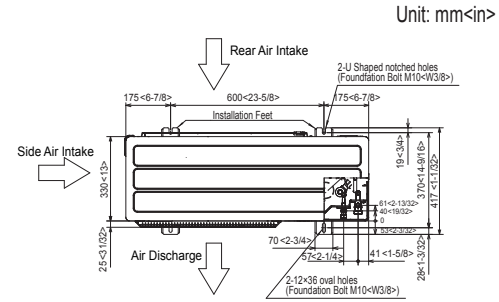
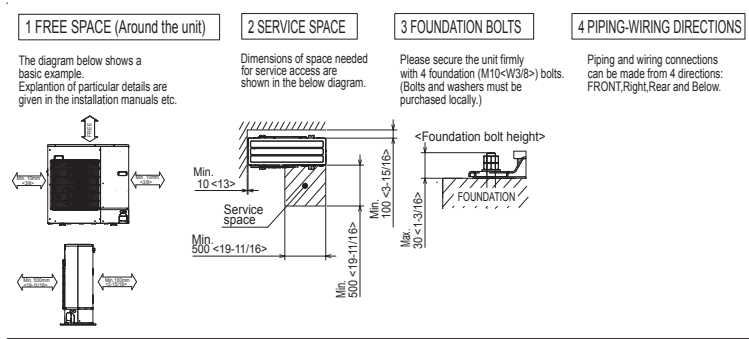
Sleeve (purchased locally)	Through hole
φ2-15/16 (φ75)	φ2-15/16-φ3-5/32 (φ75-φ80)





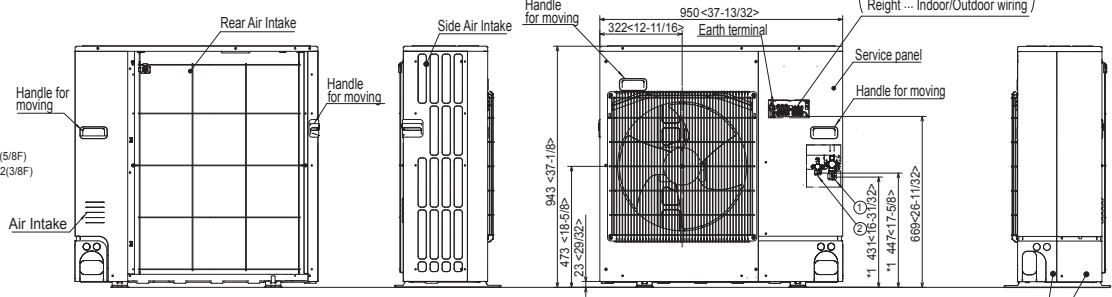
# DIMENSIONS: PKA-A24KA7 & PUZ-A24NHA7 (-BS)

## PUZ-A24NHA7(-BS)


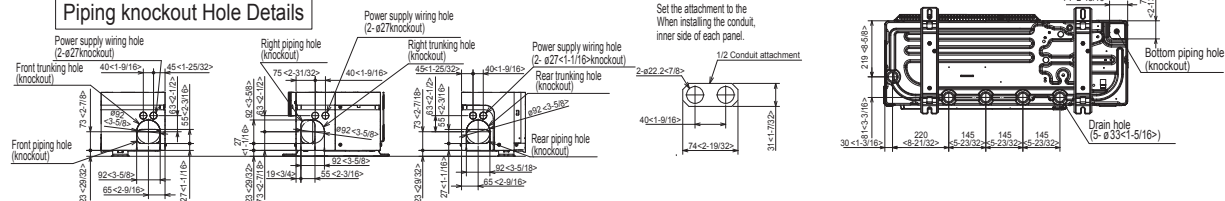


**Example of Notes**

- ① ... Refrigerant GAS pipe connection (FLARE) ø15.88(5/8F)
- ② ... Refrigerant LIQUID pipe connection (FLARE) ø9.52(3/8F)
- \*1... Indication of STOP VALVE connection location.



**Piping knockout Hole Details**



1340 Satellite Boulevard, Suwanee, GA 30024  
Toll Free: 800-433-4822 www.mehvac.com

FORM# PKA-A24KA7 / PUZ-A24NHA7(-BS) - 201709



Specifications are subject to change without notice.

Copyright © 2017 Mitsubishi Electric US, Inc.