


E 1761 02067332 E





THE LIBRARY
of
VICTORIA UNIVERSITY
Toronto



Digitized by the Internet Archive
in 2008 with funding from
Andrew W. Mellon Foundation



THE LOEB CLASSICAL LIBRARY

FOUNDED BY JAMES LOEB, LL.D.

EDITED BY

G. P. GOOLD, PH.D.

FORMER EDITORS

†T. E. PAGE, C.H., LITT.D. †E. CAPPS, PH.D., LL.D.

†W. H. D. ROUSE, LITT.D. †L. A. POST, L.H.D.

†E. H. WARMINGTON, M.A., F.R.HIST.SOC.

HIPPOCRATES

VOL. V

HIPPOCRATES

VOL. V

WITH AN ENGLISH TRANSLATION BY

PAUL POTTER

UNIVERSITY OF WESTERN ONTARIO



CAMBRIDGE, MASSACHUSETTS
HARVARD UNIVERSITY PRESS

LONDON
WILLIAM HEINEMANN LTD

MCMLXXXVIII

R
126
H54
1923
V. 5

45 041 159

© The President and Fellows of Harvard College, 1988
American ISBN 0-674-99520-1
British ISBN 0 434 99472 3

First published 1988

*Printed in Great Britain by
Thomson Litho Ltd, East Kilbride, Scotland*

CONTENTS

	PAGE
PREFACE	vii
INTRODUCTION	ix
AFFECTIONS	1
DISEASES I	93
DISEASES II	185

Note: Tables of Weights and Measures, an Index of Symptoms and Diseases and an Index of Foods and Drugs are to be found at the end of volume VI.

PREFACE TO VOLUMES V AND VI

In his preface to volume IV (1931), W. H. S. Jones writes: "This book completes the Loeb translation of Hippocrates," offering no explanation why the rest of the Collection is to be ignored, unless it is implied in his next sentence: "The work of preparing the volume has taken all my leisure for over five years . . ."

Whatever Jones' reasons for stopping may have been, the lack of a complete English translation has been noted and regretted by classicists and historians of medicine alike. A plan to continue the Loeb *Hippocrates* has now existed in America for several decades, and it is chiefly due to the untiring efforts of Dr. Saul Jarcho and Mr. Richard J. Wolfe that volume V sees the light of day.

The cost of preparing and publishing volumes V and VI has been met by NIH Grant LM 02813 from the National Library of Medicine, and the examination of Hippocratic manuscripts in Florence, Paris, Rome, Venice and Vienna made possible by grants generously provided by the Jason A. Hannah Institute for the History of Medicine.

PREFACE

Work on volumes V and VI was greatly facilitated by the use of computer texts and indexes kindly furnished by Prof. Gilles Maloney and his team at the *Laboratoire de recherches hippocratiques* in Quebec.

Finally, it is my pleasant duty to thank Prof. M. P. Goold, Associate Editor of the series, Prof. Dr. Fridolf Kudlien, Prof. Wesley D. Smith, William B. Spaulding M.D., F.R.C.P.(C.), and Lynn Wilson Ph.D., all of whom read the volumes in various stages of their preparation, for their manifold helpful comments.

Rome, November 1983

Paul Potter

INTRODUCTION TO VOLS V AND VI¹

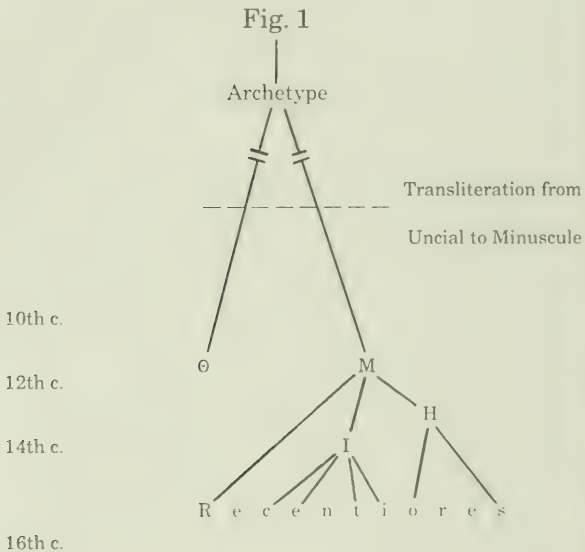
These volumes contain the most important Hippocratic works on the pathology of internal diseases. Presumably in consequence of their common purpose, these six treatises tend to share the same general structure: independent chapters of constant form each devoted to one specific nosological entity.²

About the treatises' interdependencies, authors, and relative dates of composition, nothing can be said with any degree of certainty. There is neither

¹ This introduction deals only with the treatises in volumes V and VI; for an orientation to Hippocrates and the Hippocratic Collection in general, the reader is referred to W. H. S. Jones' "General Introduction" (Loeb *Hippocrates* I. ix-lxix) and "Introductory Essays" (Loeb *Hippocrates* II. ix-lxvi). Useful guides to Hippocratic scholarship since Jones are Ludwig Edelstein's article "Hippokrates" in *Paulys Real-Encyclopädie der classischen Altertumswissenschaft*, Supplement VI, Stuttgart, 1935, cols. 1290-1345, H. Flashar (ed.), *Antike Medizin*, Darmstadt, 1971, Robert Joly's article "Hippocrates of Cos" in the *Dictionary of Scientific Biography*, vol. VI, New York, 1972, 418-31, and G. Maloney and R. Savoie, *Cinq cent ans de bibliographie hippocratique*, Quebec, 1982.

² The individual works are analysed in more detail in their particular introductions.

INTRODUCTION



θ¹ = Vindobonensis Medicus Graecus 4

M = Marcianus Venetus Graecus 269

H = Parisinus Graecus 2142

I = Parisinus Graecus 2140

Recentiores = approximately twenty manuscripts

¹ Littré (VI. 139) assigned the siglum θ to this manuscript, but several later editors and translators, to whose number I belong, prefer Θ in order to avoid possible confusion with a lost manuscript.

INTRODUCTION

any evidence that would confirm, nor any evidence that would call into doubt, their traditional time of origin about 400 B.C.

In the first century A.D. Erotian knew *Diseases I* and *III* and *Regimen in Acute Diseases (Appendix)*, and Galen (129–199) makes reference, in addition, to *Affections*, *Diseases II* and *Internal Affections*.

MANUSCRIPT TRADITION

Five of the six works in these volumes (*Affections*, *Diseases I–III* and *Internal Affections*) share a transmission that can be represented by the *stemma codicum* that appears as Fig. 1 (p. x).

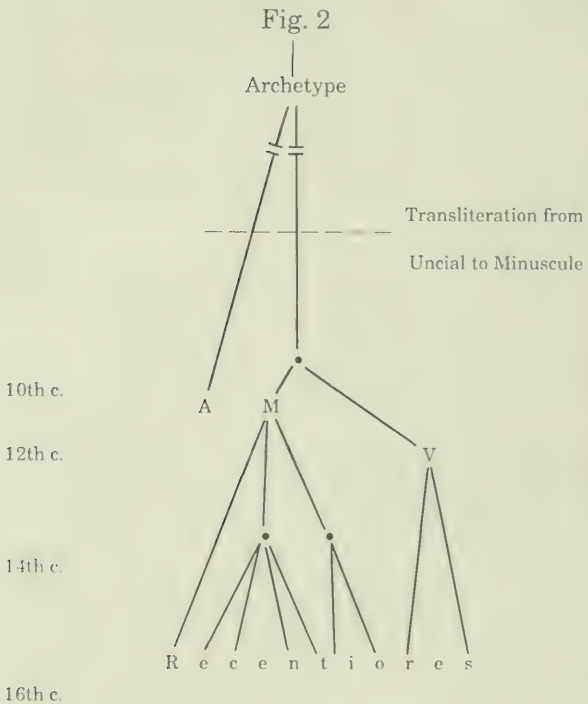
The transmission of the sixth work, *Regimen in Acute Diseases (Appendix)*, is more complex both because of the existence of a commentary by Galen, which provides a fertile source of variant readings, and also because it was translated into Latin at an early date.¹ The *stemma codicum* that appears as Fig. 2 (p. xii) indicates the relationships among the Greek manuscripts upon which the critical editions, including this one, are based.

Furthermore a papyrus (Rylands Greek Papyrus 56)² of the first half of the second century A.D. con-

¹ See Hermann A. Diels, *Die Handschriften der antiken Ärzte*, Berlin, 1905–1907, pp. 8 f. and Supplement p. 25.

² Edited by A. S. Hunt in *Catalogue of the Greek Papyri in the John Rylands Library at Manchester*, vol. I, Manchester, 1911, 181 f.

INTRODUCTION



A = Parisinus Graecus 2253

M = Marcianus Venetus Graecus 269

V = Vaticanus Graecus 276

Recentiores = approximately twenty manuscripts

INTRODUCTION

taining two fragments¹ of the text of *Regimen in Acute Diseases (Appendix)* makes a limited but significant contribution to the establishment of the text.

TEXT AND TRANSLATION

For *Diseases I and III* and *Regimen in Acute Diseases (Appendix)* I have generally relied on the collations given in the critical editions.² For the other three works, which lack critical editions since Littré, collations of Θ and M have been made from microfilms and supplemented by inspection of the actual manuscripts.

In establishing the Greek text and making the English translation, I have consulted many earlier texts, translations and commentaries, among which the most important are:

Hippocratis Coi . . . opera . . . per M. Fabium [Calvum] . . . Latinitate donata . . ., Basel, 1526. (Calvus)

Hippocratis Coi . . . libri omnes, ad vetustos Codices . . . collati & restaurati [per Ianum Cornarium], Basel, 1538. (= Cornarius)

¹ Chapter 24 φιλέει τῶ τοιῶνδε — (25) ὕγρα διαχωρήση καὶ and Chapter 26 τὸ ἕτερον παρὰ τὸ ἕτερον — (27) Τοὺς τοιούσδε.

² See below p. 97, and vol. VI pp. 5 and 261.

INTRODUCTION

- Hippocratis Coi . . . opera . . . omnia. Per Ianum Cornarium . . . Latina lingua conscripta*, Lyons, 1554. (= Carnarius/Latin)
- Magni Hippocratis . . . opera omnia . . . latina interpretatione & Annotationibus illustrata Anutio Foesio . . . Oeconomia Hippocratis alphabeti serie distincta*, Geneva, 1657–1662. (= Foes)
- Magni Hippocratis Coi Opera omnia edita . . . industria & diligentia Joan. A. Vander Linden*, Leiden, 1665. (= Vander Linden)
- Hippokrates Werke aus dem Griechischen . . . von J. F. C. Grimm. Revidiert . . . von L. Lilienhain*, Glogau, 1837–1838. (= Grimm)
- E. Littré, *Oeuvres complètes d'Hippocrate*, Paris, 1839–1861. (= Littré)
- F. Z. Ermerins, *Hippocratis . . . reliquiae*, Utrecht, 1859–1864. (= Ermerins)
- Car. H. Th. Reinhold, *ἹΠΠΟΚΡΑΤΗΣ Κομιδῆ*, Athens, 1865–1867. (= Reinhold)
- H. Kuehlewein, *Hippocratis Opera omnia*, Leipzig, 1894–1902. (= Kuehlewein)
- R. Fuchs, *Hippokrates, sämtliche Werke. Ins Deutsche übersetzt . . .*, Munich, 1895–1900. (= Fuchs)

The English translation attempts to be as close to the original as possible while still remaining readable. In matters of vocabulary, I have taken the *Shorter Oxford English Dictionary* and *Dorland's Illustrated Medical Dictionary* as a basis.

INTRODUCTION

Bibliographical Note: Supplementary bibliographical information is to be found in the introductions to individual treatises and in notes to the Indexes, which are printed at the end of volume VI.



AFFECTIONS

INTRODUCTION

Galen, alone of the ancients, mentions a Hippocratic *Affections*¹ and, as the following two passages show, means the same treatise that our manuscripts know under this title:

For in the *Affections* of Hippocrates, whether in fact the book is by Hippocrates himself or by his pupil Polybus, the following is written about lientery: "foods pass off undigested and watery; no pain is present; patients become lean of body."²

τελεῖν: to consume, as he says in *Affections*.³

Affections consists of two parts: a nosological part (1–38) and a dietetic part (39–61).

The nosological part has the following plan:

- 1: Proem⁴
- 2,4,5: Diseases of the Head; 3: Importance of Early Treatment

¹ Besides the two instances quoted here see also C. G. Kühn, *Cl. Galeni Opera omnia*, Leipzig, 1821–33, XV. 587 = *Corpus Medicorum Gracorum* V 9, 1 p. 198 and Kühn XVIII(1). 11.

² Kühn XVIII(1). 8; the reference is to *Affections* 24.

³ Kühn XIX. 145; the reference is to *Affections* 43 and 44.

⁴ The proem reveals, through its studied architecture and polished style, an unmistakable dependence on the

AFFECTIONS

- 6-33: Diseases of the Cavity:
 - 6-11: Acute Diseases
 - 12: Other Winter Fevers
 - 13-17: Summer Fevers and Pains
 - 18: Tertian and Quartan Fevers
 - 19: White Phlegm
 - 20: Large Spleen
 - 21: Ileus
 - 22: Dropsy
 - 23-27: Intestinal Diseases
 - 28: Strangury
 - 29-31: Articular Diseases
 - 32: Jaundice
 - 33: Conclusion
- 34-35: Skin Conditions
 - 36: The Principles of Medication
 - 37: Examination of the Patient
 - 38: Patients with Wounds

The individual disease descriptions, which make up most of this part, vary greatly in completeness and emphasis, but do, in principle, all follow the same format: name; symptoms and course; treatment; aetiology.

The dietetic part of *Affections* lacks any very apparent order. Chapters 39, 44-47, 50-51, 55 and

rhetorical art. After winning his reader's attention by an appeal to "any man who is intelligent", the author states and justifies the purpose of his work, expounds his medical theory, explicitly defines the limits to which a layman's knowledge must extend, and concludes with a sentence on how he intends to proceed. The proem, and by implication the work that follows, is addressed not to the physician, but to the intelligent layman.

AFFECTIONS

59–61 are devoted mainly to more general theoretical considerations, the rest to rules for the use of specific dietetic agents:

- 40: Gruels and Drinks
- 41: Diet after taking Medications
- 42: Anointing
- 43: Foods to Moisten, Dry, Restore
- 48: Wines
- 49: Meats
- 52: Cereals, Wines, Meats, Fish
- 53: Hot Bath
- 54: Vegetables
- 56: Boiled Vegetables
- 57: Melons
- 58: Honey

Affections has long been regarded,¹ no doubt on account of its first chapter, as a book of popular medicine, but this view is mistaken, as the following two points prove. First, in every single instance in which the reader is addressed in the second person, the context dictates that it must be the physician, and not the layman, that is meant.² Second, the general level of technical sophistication evident in *Affections* is no different from that of other Hippocratic works universally held to be addressed to

¹ See e.g. Littré VI. 206.

² E.g. 3: you administer; 14: Give . . . whatever you think suitable to drink; 25: no one will blame your understanding; 37: When you come to a patient; 43: When you wish to moisten a patient's cavity; 44: If you wish to give; 47: If you make your administrations to patients.

AFFECTIONS

physicians.¹ Thus, we must suppose that the first chapter of the work, together perhaps with one or two other sentences,² represents a frame, into which a two-part medical treatise has been set.

In modern times, besides finding a place in all the standard collected editions and translations, *Affections* has been the subject of two special studies:

Jean de Varanda, *Opera Omnia*, Lyons, 1658: "Explicatio Libri Hippocratis Περὶ Παθῶν De Gravissimis Morbis", pp. 828–834.³

Jürgen Wittenzellner, *Untersuchungen zu der pseudo-hippokratischen Schrift Περὶ Παθῶν*, Diss. Erlangen-Nürnberg, 1969.

A recent interpretative work on the Hippocratic Collection contains a newly edited text for several chapters of *Affections*:

Jacques Jouanna, *Hippocrate. Pour une archéologie de l'école de Cnide*, Paris, 1974. (= Jouanna)

¹ Cf. e.g.

Affections 19: *Diseases II* 71: *Internal Affections* 21

Affections 21: *Diseases III* 14

Affections 29: *Internal Affections* 51

Affections 52: *Regimen II* 42, 44, 46, 48: *Regimen in Acute Diseases (Appendix)* 49, 50

Affections 54–56: *Regimen II* 54: *Regimen in Acute Diseases (Appendix)* 45–47.

² E.g. chapter 33: "Through understanding these things, a layman will be less likely to fall into incurable diseases. . . ."

³ This commentary ends abruptly with a *Reliqua desunt* after discussing the first sentence of *Affections* as far as the word *ώφελέεσθαι*.

ΠΕΡΙ ΠΑΘΩΝ

VI 208
Littre

1. Ἄνδρα χρή, ὅστις ἐστὶ συνετός, λογισάμενον ὅτι τοῖσιν ἀνθρώποισι πλείστου ἀξιόν ἐστιν ἢ ὑγίειν, ἐπίστασθαι ἀπὸ τῆς ἑωυτοῦ γνώμης ἐν τῆσι νούσοισιν ὠφελέεσθαι.¹ ἐπίστασθαι δὲ τὰ ὑπὸ τῶν ἰητρῶν καὶ λεγόμενα καὶ προσφερόμενα πρὸς τὸ σῶμα ἑαυτοῦ καὶ διαγινώσκειν· ἐπίστασθαι δὲ τούτων ἕκαστα ἐς ὅσον εἰκὸς ἰδιώτην.

Ταῦτ' οὖν ἐπίσταιτο ἂν τις μάλιστα εἰδὼς καὶ ἐπιτηδεύων τάδε· νοσήματα τοῖσιν ἀνθρώποις ἅπαντα γίνεται ὑπὸ χολῆς καὶ φλέγματος. ἡ δὲ χολὴ καὶ τὸ φλέγμα τὰς νούσους παρέχει ὅταν ἐν τῷ σώματι ὑπερυγραίνηται ἢ ὑπερξηραίνηται ἢ ὑπερθερμαίνηται ἢ ὑπερψύχηται· πάσχει δὲ ταῦτα τὸ φλέγμα καὶ ἡ χολὴ καὶ ἀπὸ σίτων καὶ ποτῶν, καὶ ἀπὸ πόνων καὶ τρωμάτων, καὶ ἀπὸ ὀσμῆς καὶ ἀκοῆς καὶ ὄψιος καὶ λαγνεΐης, καὶ ἀπὸ τοῦ θερμοῦ τε καὶ ψυχροῦ· πάσχει δέ, ὅταν τούτων ἕκαστα τῶν εἰρημένων ἢ μὴ ἐν τῷ δέοντι προσφέρηται τῷ σώματι, ἢ μὴ τὰ εἰωθότα, ἢ πλείω τε καὶ ἰσχυρότερα, ἢ ἐλάσσω τε καὶ ἀσθενέστερα.

Τὰ μὲν οὖν νοσήματα γίνεται τοῖσιν ἀνθρώποι-

AFFECTIONS

1. Any man who is intelligent must, on considering that health is of the utmost value to human beings, have the personal understanding necessary to help himself in diseases, and be able to understand and to judge what physicians say and what they administer to his body, being versed in each of these matters to a degree reasonable for a layman.

Now a person would best be able to understand such things by knowing and applying the following: all human diseases arise from bile and phlegm; the bile and phlegm produce diseases when, inside the body, one of them becomes too moist, too dry, too hot, or too cold; they become this way from foods and drinks, from exertions and wounds, from smell, sound, sight, and venery, and from heat and cold; this happens when any of the things mentioned are applied to the body at the wrong time, against custom, in too great amount and too strong, or in insufficient amount and too weak.

All diseases in men, then, arise from these

¹ The passage ἄνδρα . . . ὠφελέεσθαι recurs in *Regimen in Health* 9 (Loeb vol. IV. 58).

σιν ἅπαντα ἀπὸ τούτων· δεῖ δὲ πρὸς ταῦτα τὸν ἰδιώτην ἐπίστασθαι ὅσα εἰκὸς ἰδιώτῃ. ὅσα δὲ τοὺς χειροτέχνας εἰκὸς ἐπίστασθαι καὶ προσφέρειν καὶ διαχειρίζειν. περὶ δὲ τούτων καὶ τῶν λεγομένων καὶ τῶν ποιουμένων οἶόν τ' εἶναι τὸν ἰδιώτην γνώμη τινὶ συμβάλλεσθαι.

Ἦδη οὖν ὀπόθεν τούτων ἕκαστα δεῖ τὸν ἰδιώτην ἐπίστασθαι ἐγὼ φράσω.

210

2. Ἦν ἐς τὴν κεφαλὴν ὀδύναί ἐμπέσωσι, τούτου τὴν κεφαλὴν συμφέρει διαθερμαίνειν λούοντα πολλῶ καὶ θερμῶ, καὶ πταρμὸν ποιεῦντα φλέγμα καὶ μύξας ὑπεξάγειν. καὶ ἦν μὲν πρὸς ταῦτα ἀπαλλάσσηται τῆς ὀδύνης, ἀρκεῖ ταῦτα. ἦν δὲ μὴ ἀπαλλάσσηται, καθῆραι τὴν κεφαλὴν φλέγμα, διαιτᾶν δὲ ροφήματι καὶ ποτῶ ὕδατι, οἶνον δὲ μὴ προσφέρειν, ἔστ' ἂν ἡ περιωδυνίη παύσηται· τὸν γὰρ οἶνον ὅταν θερμὴ ἡ κεφαλὴ εἴσῃ σπάσῃ, ἡ περιωδυνίη ἰσχυροτέρη γίνεται.

Τὰ δὲ ἀλγήματα ἐσπίπτει ὑπὸ φλέγματος, ὅταν ἐν τῇ κεφαλῇ κινήθῃ ἀθροισθῇ.

Ἦν δὲ ἄλλοτε καὶ ἄλλοτε ὀδύνη καὶ σκοτοδινίη ἐμπίπτῃ ἐς τὴν κεφαλὴν. ὠφελείη μὲν καὶ ταῦτα προσφερόμενα· ὠφελείη δέ, κῆν αἶμα ἀφαιρεθῇ ἀπὸ τῶν μυκτῆρων, ἢ ἀπὸ τῆς φλεβὸς τῆς ἐν τῷ μετώπῳ. ἦν δὲ πολυχρόνιον καὶ ἰσχυρὸν τὸ νόσημα ἐν τῇ κεφαλῇ γίνηται, καὶ μὴ ἀπαλλάσσηται καθαρθείσης τῆς κεφαλῆς, ἢ σχά-

AFFECTIONS

things. The layman must understand as much about them as befits a layman; and what it is fitting for the expert to understand, to administer, and to manage, about these matters, both what is said and what is done, let the layman be able to contribute an opinion with a certain amount of judgement.

So now, from the point whence the layman must comprehend each of these things, let me proceed to explain them.

2. If pains befall the head, it benefits the patient to warm his head by washing it with copious hot water, and to carry off phlegm and mucus by having him sneeze. If, with these measures, he is relieved of his pain, that suffices; but if he is not relieved, clean his head of phlegm, and prescribe a regimen of gruel and drinking water. Do not give wine until the intense pains stop; for when the head, in its warmness, draws wine to itself, its pain becomes even more intense.

These pains attack as the result of phlegm, when, having been set in motion, it collects in the head.

If, from time to time, pain and dizziness befall the head, the above administrations are also of benefit; it helps, too, if blood is let from the nostrils or from the vessel between the eyes. If the disease in the head is protracted and intense, and does not go away when the head is cleaned out, you must

¹ Θ adds μῆ.

σαι δεῖ τούτου τὴν κεφαλὴν, ἢ τὰς φλέβας κύκλω ἀποκαῦσαι. τῶν γὰρ λοιπῶν ἀπὸ τούτων μόνων ἐλπίς ὑγίεια γενέσθαι.

3. Τοὺς νοσέοντας χρὴ σκοπεῖν εὐθὺς ἀρχομένους ἐν τῇ καταστάσει τῶν νοσημάτων, ὅτου ἂν δέωνται, καὶ οἴους τε ὄντας καὶ φαρμακευθῆναι καὶ ἄλλο ὅ τι ἂν τις θέλῃ προσενέγκαι. ἦν δέ, τὴν ἀρχὴν παρείς, τελευτώσης τῆς νόσου προσφέρῃς ὁ¹ ἀπειρηκότι ἤδη τῷ σώματι δεῖ² ἐνίσχυόν τι προσενέγκαι, κίνδυνος ἀμαρτάνειν μᾶλλον ἢ ἐπιτυγχάνειν.

4. Ἦν ἐς τὰ ὦτα ὀδύνη ἐμπέση, λούειν συμφέρει πολλῶ καὶ θερμῶ, καὶ πυριᾶν τὰ ὦτα. καὶ ἦν μὲν πρὸς ταῦτα περίσθηται τὸ φλέγμα λεπυνόμενον ἀπὸ τῆς κεφαλῆς, καὶ ἡ ὀδύνη ἀπολείπη, ἀρκεῖ | ταῦτα. εἰ δὲ μή, τῶν λοιπῶν ἄριστον φάρμακον πῖσαι ἄνω ὅ τι φλέγμα ἄγει.³ ἢ τὴν κεφαλὴν καθῆραι φλέγμα. τὸ δὲ ἄλγημα καὶ τοῦτο γίνεται, ὅταν ἔσωθεν πρὸς τὴν ἀκοὴν φλέγμα ἀπὸ τῆς κεφαλῆς προσπέση.

Ἦν δὲ τὰ παρὰ τὴν φάρυγγα φλεγμαίνῃ, ἀναγυργαρίστοις χρῆσθαι· γίνεται δὲ καὶ ταῦτα ὑπὸ φλέγματος.

Ἦν δὲ τὰ οὖλα ἢ τῶν ὑπὸ τὴν γλῶσσαν τι φλεγμαίνῃ, διαμασητοῖσι χρῆσθαι· ἀπὸ φλέγματος δὲ καὶ ταῦτα γίνεται.

AFFECTIONS

either incise the patient's head, or cauterize the vessels all around it. For, of the possible measures that remain, only these offer a hope of recovery.

3. It is immediately upon their becoming ill that you must examine patients for what they require, when they are still able to take a medication and whatever else you might wish to administer. If, however, having neglected the beginning, when the disease is approaching its end you administer the sort of strengthening remedy necessary for a body that is already sinking, there is the danger of failing more often than succeeding.

4. If pain befalls the ears, it helps to wash with copious hot water and to administer a vapour-bath to the ears. If, with this, the phlegm is thinned and devolves from the head, and the pain stops, that suffices. If not, the best of the possible measures that remain is to have the patient drink a medication that draws phlegm upwards, or to clean his head of phlegm. This pain, too, is due to phlegm, when from the head it invades the ear internally.

If the area along the throat swells up, give gargles; this, also, arises because of phlegm.

If the gums or any of the parts beneath the tongue swell up, give medications that are chewed; this too arises from phlegm.

¹ Potter: ἐν ΘΜ.
αίρει M.

² Potter: δὲ δι Θ: δὲ δεῖ M.

³ Θ: καθ-

Ἦν δὲ ἡ σταφυλὴ κατακρεμασθῆ καὶ πνίγη—ἐνιοὶ δὲ τοῦτο καλοῦσι γαργαρεῶνα— παραχρῆμα μὲν τοῖσιν ἀναγαγαριστοῖσι χρῆσθαι, σκευάζων ὡς γέγραπται ἐν τοῖς Φαρμάκοις. ἦν δὲ πρὸς ταῦτα ἰσχυρὴ μὴ γίνηται, ὅπισθεν ξυρῆσαντα τὴν κεφαλὴν, σικύας προσβάλλειν δύο, καὶ τοῦ αἵματος ἀφαιρέειν ὡς πλεῖστον, καὶ ἀνασπᾶσαι ὀπίσω τὸ ρεῦμα τοῦ φλέγματος. ἦν δὲ μὴ τούτοισι καθίστηται, σχάσαντα μαχαιρίῳ τὸ ὕδωρ ἐξιέναι, σχάζειν δ' ὅταν τὸ ἄκρον ὑπέρυθρον γένηται. ἦν δὲ μὴ τοιοῦτον τμηθῆ, φλεγμαίνειν ἐθέλει, καὶ ἔστιν ὅτε ἄπνουν ἔπνιξε, γίνεται δὲ τοῦτο ὑπὸ φλέγματος, ὅταν ἐκ τῆς κεφαλῆς θαλφθείσης¹ ἀθρόον καταρρυῆ.

Ἔσα δὲ περὶ ὀδόντας γίνεται ἀλγῆματα· ἦν μὲν βεβρωμένος ἦ καὶ κινῆται, ἐξαιρέειν· ἦν δὲ μὴ βέβρωται ἢ μὴ κινῆται, ὀδύνην δὲ παρέχῃ, καύσαντα ἀποξηρῆσαι· ὠφελείη δὲ καὶ τὰ διαμασῆματα. αἱ δὲ ὀδύνη γίνεται, ὅταν φλέγμα ὑπέλθῃ ὑπὸ τὰς ρίζας τῶν ὀδόντων· ἐσθίουται δὲ οἱ μὲν ὑπὸ φλέγματος, οἱ δὲ ὑπὸ σίτων, ἦν φύσει ἀσθενεῖς ἔωσι, καὶ κοιλίην ἔχοντες, καὶ πεπηγότες ἐν τοῖσιν οὖλοισι κακῶς.

214 5. Ἦν δὲ ἐν τῇ ῥινὶ πῶλυπος γένηται, οἶον γαργαρεῶν γίνεται² καὶ ἀπογκέει ἐκ τοῦ μυκτῆρος

¹ Θ adds ὅταν.

² γαργαρεῶν γίνεται Potter (cf. *Diseases II* 333); πρηγμα πνίγεται τε Θ; πρηγμα πνίγεται τε Μ; πρηγμα γίνεταί τε Ermerins.

AFFECTIONS

If the swollen uvula hangs down and chokes the patient—some call this condition *gargareon*—at once give gargles, preparing them as recorded in the *Medications*.¹ If, with these, the swelling does not go down, shave the back of the head, apply two cups, and remove as much blood as possible, in order to draw the flux of phlegm back up again. If, with this, the uvula still does not return to normal, incise it with a knife and discharge the fluid; incise when its extremity becomes reddish. If the uvula is not incised when it is in this state, it is inclined to swell up, and on occasion it has choked a patient to the point of suffocation. This condition arises because of phlegm, when it pours down in quantity out of the head which has become heated.

Pains that arise about the teeth: if the tooth is decayed and loose, remove it; if it is not decayed or loose, but produces pain, dry it out by cauterly; medications that are chewed are useful as well. These pains occur when phlegm invades beneath the roots of the teeth; some teeth are decayed by phlegm, others by foods, when they are weak by nature, have caries, and are poorly fixed in the gums.

5. If a polyp forms in the nose, it is like a swollen uvula and protrudes out of the nostril towards

¹ This work, referred to as *Medications* (Τὰ φάρμακα) or *Medication Book* (Φαρμακίτις), would seem to be lost. For a discussion of its possible relationship with the Hippocratic fragment *On Medications* (Περὶ φαρμάκων) see Hermann Schöne, "Hippokrates ΠΕΡΙ ΦΑΡΜΑΚΩΝ" in *Rheinisches Museum* (N.F.) 73, 1920–24, 434–48.

ἐς τὸ πλάγιον. ἐξαιρέεται δὲ βρόχῳ διελκόμενος ἐς τὸ στόμα ἐκ τῆς ῥινός· οἱ δὲ καὶ φαρμάκοις ἐκσῆπονται. φύεται δὲ ὑπὸ φλέγματος.

Ταῦτα μὲν ὅσα ἀπὸ τῆς κεφαλῆς φύεται νοσήματα, πλὴν ὀφθαλμῶν· ταῦτα δὲ χωρὶς γεγράφεται.

6. Περὶ δὲ τῶν κατὰ κοιλίην νοσημάτων ἐνθυμέεσθαι χρὴ τάδε· πλευρίτις, περιπλευμονίη, καῦσος, φρενίτις· αὗται καλεῦνται ὀξείαι, καὶ γίνονται μὲν μάλιστα καὶ ἰσχυρόταται τοῦ χειμῶνος· γίνονται δὲ καὶ τοῦ θέρους, ἥσσον δὲ καὶ μαλακώτεραι. ἦν δὲ παρατυγχάνης, τὰδ' ἂν καὶ ποιέων καὶ συμβουλευῶν τυγχάνοις μάλιστα.

7. Πλευρίτις· πυρετὸς ἔχει, καὶ τοῦ πλευροῦ ὀδύνη, καὶ ὀρθοπνοίη, καὶ βῆξις. καὶ τὸ σίελον κατ' ἀρχὰς μὲν ὑπόχολον πτύει, ἐπειδὰν δὲ πεμπταῖος γένηται ἢ ἑκταῖος, καὶ ὑπόπυον.

Τούτῳ τοῦ μὲν πλευροῦ τῆς ὀδύνης διδόναι ὅτι ἀποστήσει ἀπὸ τοῦ πλευροῦ τό τε φλέγμα καὶ τὴν χολήν· ἡ γὰρ ὀδύνη οὕτως ἂν εἶη μαλακωτάτη. τὴν δὲ κοιλίην ὑπάγειν θεραπεύοντα¹ καὶ φύχοντα κλύσματι· οὕτω γὰρ τῇ νούσῳ τῇ συμ-

¹ ὑ. θ. Θ: θεραπεύειν ὑπάγοντα M.

¹ The only work in the Hippocratic Collection this remark could refer to is *Sight* (Littre IX. 122-161).

² I have translated *κοιλίη* throughout with the general term "cavity" because it represents an anatomico-physiological concept incommensurable with modern

AFFECTIONS

the side. It is removed with a snare, by drawing it from the nose through into the mouth. Otherwise, it is made putrid with medications. It arises because of phlegm.

Such are the diseases that arise from the head, except for those of the eyes, which will be handled separately.¹

6. With regard to diseases in the cavity, you must consider the following: pleurisy, pneumonia, ardent fever, and phrenitis. These are called "acute", and occur most frequently and violently in winter; they occur in summer as well, but less frequently and more mildly. If you meet them, you will be most successful by acting and counselling as follows.

7. Pleurisy: there are fever, pain in the side, orthopnoea and coughing. At the beginning the patient expectorates sputum that is slightly bilious, but then by the fifth or sixth day also somewhat purulent.

Against the pain in his side, give this patient a medication to remove phlegm and bile from the side, for if you do this the pain will be mildest. Clean the cavity² downwards by giving a medication and cooling it with an enema; this is very beneficial throughout the whole course of the

terminology. Generally the "cavity" is the thorax and/or abdomen, or, more frequently, the gastro-intestinal tract, but defined less by anatomical criteria than according to subjective and functional phenomena. Anything a person feels to be "high up" or that involves nausea or vomiting is located in the "upper cavity" (ἡ ἄνω κοιλίη). anything felt to be "low down" or that has a relation to defecation is in the "lower cavity" (ἡ κάτω κοιλίη).

πάση συμφορώτατα. προσφέρειν δὲ ποτὸν καὶ
 ῥύφημα, καὶ τὰ πώματα διδόναι ὀξύτερον.¹ ὡς τὸ
 σίελον ἀνακαθαίρηται ἀπὸ τοῦ πλευροῦ. ὅταν δὲ
 καθαίρεσθαι ἄρξηται τὸ πύον, θερμαίνοντα συμ-
 φέρι τὸ πλευρὸν ἔξωθεν πεπαίνειν τὰ πρὸς τῷ
 πλευρῷ· πρόσθεν δὲ οὐ συμφέρι· ξηραίνεται γάρ.

216 Γίνεται δὲ ἡ νοῦσος αὕτη μάλιστα μὲν ἐκ
 ποσιῶν, ὅταν τις, ὑγράζοντος τοῦ σώματος, ἢ
 μεθύων ἢ νήφων ῥιγῶση· γίνεται δὲ καὶ ἄλλως.
 κρίνεται δὲ ἡ νοῦσος, ἢ μὲν | βραχυτάτη ἐβδόμη,
 ἢ δὲ μακροτάτη τετάρτη καὶ δεκάτη. κῆν μὲν ἐν
 ταύτῃ πτυσθῆ καὶ καθαρθῆ τὸ πύον ἀπὸ τοῦ
 πλευροῦ, ὑγιῆς γίνεται· ἢν δὲ μὴ πτυσθῆ, ἔμπυος
 γίνεται, καὶ ἡ νοῦσος μακρῆ.

8. Κρίνεσθαι δὲ ἔστιν ἐν τῆσι νοῦσοισιν, ὅταν
 αὔξωνται αἱ νοῦσοι, ἢ μαραίνωνται, ἢ μετα-
 πίπτωσιν εἰς ἕτερον νόσημα, ἢ τελευτῶσι.

9. Περιπλευμονίη· πυρετὸς ἴσχει καὶ βῆξ· καὶ
 ἀποχρέμπτεται τὸ μὲν πρῶτον φλέγμα παχὺ καὶ
 καθαρὸν, ἕκτη δὲ καὶ ἐβδόμη ὑπόχολον καὶ ὑπο-
 πέλιον, ὀγδόη δὲ καὶ ἐνάτη ὑπόπυον.

Τούτῳ ἢν μὲν ὀδύνη ἐγγίνηται ἢ τοῦ νώτου ἢ
 τῶν πλευρέων, διδόναι ὅπερ ἐν τῇ πλευρίτιδι τοῦ
 πλευροῦ τῆς ὀδύνης ἐν τῇ Φαρμακίτιδι γέγρα-
 πται. ποτοιῖσι δὲ καὶ ῥυφήμασι καὶ τῆς κοιλίης
 εἰς τὴν ὑποχώρησιν καὶ ψύξιν κατὰ ταῦτα θερα-

¹ Θ: -τερα Μ.

AFFECTIONS

disease. Administer drinks and gruel: give these draughts quite quickly in order that the sputum will be cleaned thoroughly from the side. When the side begins to be cleaned, it is beneficial to bring the material lying against the chest wall to maturity by warming the side from the outside: earlier this is not useful, as the material only becomes dry.

Pleurisy generally arises from drinks, when a person in a moist state of body, either drunk or sober, has a chill; it also arises in other ways. The condition has its crisis, when it is shortest, on the seventh day, when it is longest, on the fourteenth day. If the pus is expectorated and cleaned from the side within this period, the patient recovers; but if it is not expectorated, he suppurates internally, and the disease becomes long.

8. To be judged¹ in diseases is when they increase, diminish, change into another disease, or end.

9. Pneumonia: there are fever and a cough; at first the patient coughs up thick clear phlegm, on the sixth and seventh day sputum that is slightly bilious and livid, and on the eighth and ninth day somewhat purulent sputum.

If pain in the back or side supervenes in this patient, administer the remedy recorded in the *Medication Book* for pleuritic pain. Treat just as in pleurisy with drinks and gruels to bring about an evacuation and cooling of the cavity. In order that

¹ I.e. by the physician; cf. chapter 37 below.

πεύειν τῇ πλευρίτιδι. ὅπως δὲ τὸ σίαλον ἐκ τοῦ πλεύμονος ἀνακαθαίρηται καὶ τὸ πύον, διδόναι φάρμακα ποτά, οἷσιν ὁ πλεύμων ὑγραίνεται, καὶ καθαίρεται¹ τὸ πύον ἄνω.

Ἡ δὲ νοῦσος αὕτη γίνεται, ὅταν ἐκ τῆς κεφαλῆς φλέγμα ἀθροῦν ῥυῆ ἐς τὸν πλεύμονα· ἔστι δὲ ὅτε καὶ ἐκ πλευρίτιδος μεθίσταται ἐς περιπλευμονίην, καὶ ἐκ καύσου. κρίνεται δὲ ἐν ἡμέρησιν, ἢ μὲν βραχυτάτῃ ἐν τεσσερεσκαίδεκα, ἢ δὲ μακροτάτῃ ἐν δυοῖν δεούσαιν εἴκοσι· διαφεύγουσι δὲ ταύτην ὀλίγοι. γίνονται δὲ ἔμπυοι καὶ ἐκ ταύτης τῆς νόσου, ἣν μὴ ἐν ταῖσι κυρίαισιν ὁ πλεύμων καθαρθῆ.

10. Φρενίτις ὅταν λάβῃ, πυρετὸς ἴσχει βληχρὸς τὸ πρῶτον, καὶ ὀδύνη πρὸς τὰ ὑποχόνδρια, μᾶλλον δὲ πρὸς² τὰ δεξιὰ πρὸς τὸ ἥπαρ. ὅταν δὲ τεταρταῖος γένηται καὶ πεμπταῖος, ὅ τε πυρετὸς ἰσχυρότερος γίνεται καὶ αἱ ὀδύνη, καὶ τὸ χρῶμα ὑπόχολον γίνεται, καὶ τοῦ νοῦ παρακόπτει.

218 Τούτῳ τῆς μὲν ὀδύνης ἄπερ ἐν τῇ πλευρίτιδι διδό|ναι, καὶ χλιαίνειν ἣν ὀδύνη ἔχη· τὴν κοιλίην δὲ θεραπεύειν, καὶ τᾶλλα τοῖς αὐτοῖς, πλὴν τοῦ ποτοῦ· ποτῶ δὲ χρῆσθαι πλὴν οἴνου τῶν ἄλλων ὅτῳ ἂν θέλῃς, ἢ ὄξος καὶ μέλι καὶ ὕδωρ διδόναι, ἢ ὕδωρ· οἶνος δὲ οὐ συμφέρει τοῦ νοῦ παρακόπτουτος, οὐτ' ἐν ταύτῃ τῇ νόσῳ, οὐτ' ἐν τῆσιν

¹ M: κ., καὶ ὑ. Θ.

² Θ: ἐς M.

AFFECTIONS

the sputum may be thoroughly cleaned from the lung and the pus with it, give medicinal drinks by which the lung will be moistened and pus cleaned upwards.

Pneumonia arises when phlegm flows in quantity from the head into the lung; also, sometimes there is a change from pleurisy to pneumonia, or from ardent fever. The crisis arrives, when the pneumonia is shortest, in fourteen days, when it is longest, in eighteen days; few patients survive. Patients also suppurate internally after this disease, if the lung is not cleaned out on the critical days.

10. In phrenitis, at first there are mild fever and pain over the hypochondrium, more on the right towards the liver. When the fourth or fifth day arrives, the fever becomes more intense, as do the pains, the colour becomes somewhat bilious, and the patient's mind becomes deranged.

For the pain, treat this patient with the same measures as in pleurisy; when pain is present, warm him. Give a medication for the cavity, and conduct the rest of the treatment along the same lines, except with regard to drink: as drink give any one you wish except wine; give vinegar, honey, and water, or water alone; wine, however, does not benefit a deranged mind in either this disease or

ἄλλῃσι. λούειν δὲ πολλῶ καὶ θερμῶ κατὰ κεφαλῆς ἐν ταύτῃ τῇ νούσῳ συμφέρει· μαλασσομένου γὰρ τοῦ σώματος, καὶ ἰδρῶς μᾶλλον γίνεται καὶ ἡ κοιλία καὶ τὸ οὔρον διαχωρεῖ καὶ αὐτὸς αὐτοῦ ἐγκρατέστερος γίνεται.

Ἡ δὲ νοῦσος γίνεται ὑπὸ χολῆς, ὅταν κινήθῃσιν πρὸς τὰ σπλάγχνα καὶ τὰς φρένας προσίζη. κρίνεται δὲ ἡ μὲν βραχυτάτῃ ἐβδόμῃ, ἡ δὲ μακροτάτῃ ἐνδεκάτῃ. διαφεύγουσι δὲ καὶ ταύτην ὀλίγοι, μεθίσταται δὲ καὶ αὕτη ἐς περιπλευμονίην· καὶ ἦν μεταστῆ, ὀλίγοι διέφυγον.

11. Καῦσος δὲ ὅταν ἔχῃ, πυρετὸς ἴσχει καὶ δίψα ἰσχυρή. καὶ ἡ γλῶσσα τρηχέη καὶ μέλαινα γίνεται ὑπὸ θερμότητος τοῦ πνεύματος, καὶ τὸ χρῶμα ὑπόχολον γίνεται, καὶ τὰ ὑπίοντα χολώδη· καὶ τὰ μὲν ἔξω ψυχρὸς γίνεται, τὰ δ' ἔσω θερμός.

Τούτῳ συμφέρει ψύγματα προσφέρειν, καὶ πρὸς τὴν κοιλίην, καὶ ἔξωθεν πρὸς τὸ σῶμα, φυλασσομένον μὴ φρίξῃ. καὶ τὰ πώματα καὶ τὰ ῥυφήματα διδόναι πυκνὰ κατ' ὀλίγον ὡς ψυχρότατα. τὴν δὲ κοιλίην θεραπεύειν· ἦν μὲν μὴ ὑποχωρήῃ τὰ ἐνεόντα, κλύσαι· ψύχειν δὲ κλύσασιν ὡς ψυχροτάτοις ἢ ὁσημέραι ἢ διὰ τρίτης.

Ἡ δὲ νοῦσος αὕτη γίνεται ὑπὸ χολῆς, ὅταν κινήθῃσιν ἐντὸς τοῦ σώματος καταστηρίξῃ. φιλέει δὲ καὶ ἐς περιπλευμονίην μεθίστασθαι. κρίνεται

AFFECTIONS

any other one. It is of benefit in this disease to wash with copious hot water from the head downwards, for, as the body is softened, sweating increases, the cavity discharges, urine passes, and the patient gains more control over himself.

Phrenitis arises from bile, when, having been set in motion, it settles against the inward parts and the diaphragm. It has its crisis, when it is shortest, on the seventh day, when it is longest, on the eleventh day. Few escape this disease, either, and it too sometimes changes into pneumonia; in the cases where it has, few have escaped.

11. In ardent fever there are fever and a violent thirst; the tongue becomes rough and black because of the heat of the breath, the patient's colour becomes somewhat bilious, and his stools are full of bile; on the outside he becomes cold, but inside he is hot.

It benefits this patient to administer cooling agents both to the cavity and externally on the surface of the body, but taking care that he does not suffer a chill. Give drinks and gruel often, a little at a time, and as cold as possible. Give a medication for the cavity; if its contents do not pass down, administer an enema; also, cool with very cold enemas every day or every other day.

Ardent fever arises from bile, when, having been set in motion, it is deposited inside the body; it, too, is liable to change into pneumonia. The disease

220 δὲ ἢ μὲν βραχυτάτη | ἐνάτη.¹ ἢ δὲ μακροτάτη τεσσαρεσκαίδεκάτη. καὶ ἦν μὲν μεταστῆ ἐς περιπλευμονίην, ὀλίγοι διαφεύγουσιν· ἦν δὲ μὴ μεταστῆ, διαφεύγουσι πολλοί.

Αὗται μὲν οὖν ὀξεΐαι καλέονται, καὶ δεῖ ταύτας οὕτω θεραπεύειν.

12. Ὅσοι δὲ ἄλλοι τοῦ χειμῶνος πυρετοὶ γίνονται, εἴτ' ἐξ οἴνου, εἴτ' ἐκ κόπου, εἴτε ἄλλου τινός, φυλάσσεσθαι χρή· μεθίσταται γὰρ ἐνίοτε ἐς τὰς ὀξεΐας νούσους. ἢ δὲ μετάστασις αὐτῶν τοιαύτη γίνεται· ὅταν, κεκινημένων φλέγματός τε καὶ χολῆς, μὴ τὰ συμφέροντα προσφέρηται² τῷ σώματι, συστρεφόμενα αὐτὰ πρὸς ἑαυτὰ τό τε φλέγμα καὶ ἡ χολὴ προσπίπτει τοῦ σώματος ἢ ἂν τύχη, καὶ γίνεται ἢ πλευρίτις, ἢ φρενίτις, ἢ περιπλευμονίη. φυλάσσεσθαι οὖν χρή τοὺς πυρετοὺς τοὺς ἐν τῷ χειμῶνι· ἢ δὲ φυλακὴ ἔστω ἡσυχίη καὶ ἰσχυασίη καὶ τῆς κοιλίης κένωσις. ρυφήμασι δὲ καὶ ποτήμασι διάγειν, ἕως ἂν ὁ πυρετὸς μειωθῇ.

13. Τῶν νούσων σχεδόν τι μάλιστα αἱ ὀξεΐαι καὶ ἀποκτείνουσι καὶ ἐπιπονώταταί εἰσι, καὶ δεῖ πρὸς αὐτὰς φυλακῆς τε πλείστης καὶ θεραπείης ἀκριβεστάτης, καὶ ἀπὸ τοῦ θεραπεύοντος κακὸν μὲν μηδὲν προσγίνεσθαι, ἀλλὰ ἀρκέειν τὰ ἀπ' αὐτῶν τῶν νοσημάτων ὑπάρχοντα, ἀγαθὸν δὲ ὅ τι οἴός τε ἂν ᾖ, καὶ ἦν μὲν, ὀρθῶς θεραπεύοντος τοῦ

AFFECTIONS

has its crisis, when it is shortest, on the ninth day, when it is longest, on the fourteenth day. If it changes into pneumonia, few patients escape; if it does not change, many escape.

These diseases, then, are called "acute", and you must treat them thus.

12. With the other fevers of winter, which arise either from wine or weariness or anything else, you must take care, for sometimes they change into acute diseases. The change comes about in the following way: when, with phlegm and bile set in motion, what is beneficial is not administered to the patient's body, the phlegm and bile collect together and fall upon some chance part of the body, and pleurisy or phrenitis or pneumonia results. Thus, you must pay heed with winter fevers. The precautions required are quiet, leanness, and emptiness of the cavity; continue with gruels and drinks until the fever diminishes.

13. Generally speaking, it is the acute diseases that cause the most deaths and that are the most painful, and with these the greatest care and the strictest treatment are necessary. Let nothing bad be added by the person treating—rather let the evils resulting from the diseases themselves suffice—but only whatever good he is capable of. If, when the physician treats correctly, the patient is

¹ M adds ἡ δεκάτη.

² M: -φέρη Θ.

λητροῦ, ὑπὸ μεγέθους τῆς νούσου κρατέηται ὁ κάμνων, οὐχὶ τοῦ λητροῦ αὕτη ἢ ἁμαρτίη ἐστίν. ἐὰν δὲ μὴ θεραπεύοντος ὀρθῶς ἢ μὴ γινώσκοντος ὑπὸ τῆς νούσου κρατέηται, τοῦ λητροῦ.

222 14. Τοῦ δὲ θέρεος τάδε γίνεται· πυρετὸς ἴσχει ἰσχυρὸς καὶ δίψα, καὶ ἔνιοι ἐμοῦσι χολήν· ἐνίοισι δὲ καὶ κάτω διαχωρέει. τούτοις πίνειν διδόναι ὅτι ἂν σοι δοκῆ ἐπιτήδειον εἶναι, καὶ ῥυφεῖν. [ἦν δὲ προσίστηται πρὸς τὴν καρδίην χολὴ ἢ φλέγμα, ἐπιπίπτοντες ὕδωρ ψυχρὸν ἢ μελίκρητον, ἐμούντων.]¹ ἦν δὲ ἡ γαστήρ μὴ ὑποχωρήη, κλύσματι χρῆσθαι ἢ βαλάνω. ἡ δὲ νοῦσος γίνεται ὑπὸ χολῆς. ἀπαλλάσσονται δὲ μάλιστα ἑβδομαῖοι ἢ ἐναταῖοι.

Ἦν δὲ τοῦ πυρετοῦ ἔχοντος μὴ καθαίρωνται μήτε κάτω μήτε ἄνω, πόνος δὲ ἐνῆ καθ' ἅπαν τὸ σῶμα, ὅταν ἦ τριταῖος ἢ τεταρταῖος, ἢ φαρμάκω ὑποκαθῆραι ἐλαφρῶ κάτω, ἢ πώματι, ἀπὸ δὲ κέγχρου ποιέειν ἢ τοῦ ἀλήτου ῥύφημα· καὶ πώμασι τοῖς αὐτοῖς θεραπεύειν. πάσχουσι δὲ καὶ ταῦτα ὑπὸ χολῆς.

Ἦν δὲ τὰ μὲν ἔξω μὴ πυρώδης ἢ σφόδρα, τὰ δ' ἔσω, καὶ ἡ γλῶσσα τρηχεία καὶ μέλαινα γίνηται, καὶ οἱ πόδες καὶ αἱ χεῖρες ἄκραι ψυχραί, τούτῳ φάρμακον μὲν μὴ διδόναι, θεραπεύειν δὲ προσφέρων ψύγματα καὶ πρὸς τὴν κοιλίην

¹ This sentence disturbs the sense of the paragraph; I suspect that it is a marginal note referring to ch. 15.

AFFECTIONS

overcome by the magnitude of his disease, this is not the physician's fault. But if, when the physician treats either incorrectly or out of ignorance, the patient is overcome, it is his fault.

14. During summer the following occur: violent fever and thirst set in, some patients vomit bile, and in some bile passes off below, as well. Give these patients whatever you think suitable to drink and to take as gruel. [If bile or phlegm invades the cardia, let the patients drink cold water or melicrat, and then vomit.] If the belly does not pass anything, administer an enema or suppository. This disease arises from bile. Patients usually recover on the seventh or ninth day.

If, while the fever is present, patients are cleaned neither downwards nor upwards, and pain is present throughout the whole body, on the third or fourth day clean downwards with either a gentle medication or a potion and make a gruel from millet or flour. Treat with the same drinks. Patients suffer these things, too, from bile.

If the patient is not very feverish externally, but is so internally, and if his tongue becomes rough and black, and his feet and hands are cold at the extremities, do not give him a medication, but treat by administering cooling agents both through the

καὶ πρὸς τὸ ἄλλο σῶμα. καλεῖται δὲ καυσώδης ὁ πυρετὸς οὗτος· κρίνεται δὲ¹ μάλιστα δεκαταῖος καὶ ἑνδεκαταῖος.²

Ἦν δὲ τὸ πῦρ λαμβάνη καὶ μεθίη, τοῦ δὲ σώματος αὐτὸν βάρος ἔχη, τούτον, ἕως μὲν τὸ πῦρ ἔχη, ρυφήμασι καὶ πόμασι θεραπεύειν· ὅταν δὲ μὴ ἔχη, διδόναι καὶ σιτία. καθῆραι δὲ ὡς τάχιστα³ φαρμάκῳ, ἦν τε ἄνω σοι δοκέη δεῖσθαι, ἦν τε κάτω.

(15.) Ἦν δὲ πυρετὸς μὲν μὴ ἔχη, τὸ δὲ στόμα πικρὸν ἔχη, καὶ τὸ σῶμα βαρύνηται, καὶ ἀσιτέη, φάρμακον διδόναι. πάσχει δὲ ταῦτα ὑπὸ χολῆς, ὅταν ἐς τὰς φλέβας καὶ τὰ ἄρθρα καταστηρίξη.

Ἐπίσχεσι δὲ ἄλλαι ὀδύνη ἐν τῷ θέρει κατὰ <τὴν>⁴ κοιλίην γίνονται, ὅσαι μὲν πρὸς τὰ ὑποχόνδρια καὶ τὴν καρδίην· μελίκρατον ὕδαρες ποιῶν, ὅσον | τρεῖς κοτύλας, ὄξος παραχέας, δὸς πιεῖν χλιερὸν· καὶ ἐπισχῶν ὀλίγον χρόνον, καὶ συνθαλφθεῖς πυρὶ καὶ ἱματίοισιν ἐμείτω. ἦν δὲ ἀπεμέσαντι αὐτὶς προσιστῆται καὶ πνίγηται,⁵ αὐτὶς ἔμετον ποικίσθω, ἢ λούσας αὐτὸν πολλῶ καὶ θερμῶ, ὑποκλύσαι· καὶ χλιάσματα προστιθέ-

¹ In Θ this δὲ precedes πυρετὸς οὗτος.

καὶ δεκαταῖος.

³ Θ: μάλιστα M.

² M adds καὶ τεσσαρεσκαιδεκαταῖος.

⁴ Added by a later ms.

⁵ Θ: πνίγη M.

¹ Compare chapter 11 above; this awkward repetition

AFFECTIONS

cavity and to the rest of the body. This fever is called "ardent"¹; it usually has its crisis on the tenth or eleventh day.

If the fever attacks and then remits, and a heaviness invades the body, treat this patient, as long as the fever is present, with gruels and drinks; when it is not present, give foods as well. Clean as soon as possible with a medication either upwards or downwards, whichever you think is required.

(15.)² If fever is not present, but the patient's mouth has a pungent taste, his body is weighed down, and he has no appetite, give a medication. He suffers these things because of bile, when it is deposited in the vessels and the joints.

Other pains that occur in the cavity in summer: pains that attack the hypochondrium and the cardia: make dilute melicrat in the amount of three cotylai, add vinegar, and give warm to drink; then, waiting a short while and having the patient warmed by a fire and blankets, let him vomit. If, after he has vomited, pains attack again and he is choked, let him induce vomiting again; or, after washing him in copious hot water, administer an enema; also apply fomentations if pain is present.

of the same disease is evidence of the author's compilatory method of composition.

² This paragraph continues the series of conditions that began in chapter 14, and is closely connected to the preceding paragraph. Thus, I have returned to Vander Linden's division and reduced Littré's 2 chapters to 1.

ναι ἐὰν ὀδύνη ἔχῃ. πάσχουσι δὲ ταῦτα μάλιστα ὑπὸ φλέγματος, ὅταν κινήθην προσπέση πρὸς τὴν καρδίην. διδόναι δὲ τοῖσι τὰ τοιαῦτα ἀλγήματα ἀλγέουσι καὶ τῶν φαρμάκων ἃ γέγραπται τῆς ὀδύνης παύοντα ἐν τῇ Φαρμακίτιδι.

Ἦν δὲ μεθιστῆται ἡ ὀδύνη ἄλλοτε ἄλλη τῆς κοιλίης, λούειν πολλῶ καὶ θερμῶ ἦν ἡ ἄπυρος, καὶ πίνειν διδόναι τῆς ὀδύνης εἶνεκα, ὅπερ ἐν τῇ Φαρμακίτιδι¹ γέγραπται, ἢ τῶν ἄλλων ὅ τι ἂν σοι δοκῆ. ἦν δὲ μὴ ἀπαλλάσσηται τῆς ὀδύνης, ὑποκαθῆραι φαρμάκῳ κάτω, σίτων δὲ ἀπέχεσθαι, ἕως ἂν ἡ ὀδύνη ἔχῃ. τὰ δὲ τοιαῦτα ἀλγήματα ὅσα πλανᾶται ὑπὸ χολῆς γίνεται.

Ὅσαι δὲ κάτωθεν τοῦ ὀμφαλοῦ ὀδύνη γίνεται· ὑποκλύσαι μαλακῶ· ἦν δὲ μὴ παύηται, φάρμακον δοῦναι κάτω.

16. Ὅσαι δ' ὀδύνη ἐξαπίνης γίνονται ἐν τῷ σώματι ἄνευ πυρετοῦ· συμφέρι λούειν πολλῶ καὶ θερμῶ, καὶ χλιαίνειν. τὸ γὰρ φλέγμα καὶ ἡ χολὴ συνεστηκότα μὲν ἰσχυρά ἐστι, καὶ κρατεῖ καθ' ὅποιον ἂν τοῦ σώματος στή, καὶ πόνον τε καὶ ὀδύνην ἰσχυρὴν παρέχει· διακεχυμένα δὲ ἀσθενέστερά² ἐστι καθ' ὃ ἂν ἔνδηλα³ ἡ τοῦ σώματος.

17. Τὰ δὲ νοσήματα, ὅσα τοῦ θέρεος γίνεται, εἴωθε γίνεσθαι οὕτως· ὅταν τὸ σῶμα ὑπὸ τοῦ ἡλίου θαλφθῆ, ὑγραίνεται· ὑγραινό|μενοι δὲ νοσέει.

¹ Potter: πλευρίτιδι ΘΜ.

² Θ adds τε.

³ Μ: -λον Θ.

AFFECTIONS

Patients generally suffer these pains because of phlegm, when, being set in motion, it falls upon the cardia. To those suffering pains of this kind give also the medications recorded in the *Medication Book* as stopping pain.

If the pain moves so that it is at one time in one part of the cavity and at another time in another part, wash with copious hot water when the patient is without fever, and for the pain have him drink what is recorded in the *Medication Book*, or whatever else you think suitable. If the pain is not relieved, clean downwards with a medication, and withhold foods as long as the pain is present. Pains of this kind that wander arise because of bile.

Pains that occur below the navel: apply a gentle enema; if the pain does not go away, give a medication that acts downwards.

16. Pains that suddenly arise in the body without fever: it benefits to wash with copious hot water, and to warm. For phlegm and bile, when gathered, are powerful and have dominance in whichever part of the body they occupy, and they produce suffering and violent pain; but dispersed, they are weaker in any part of the body in which they appear.

17. The diseases that occur in summer tend to arise thus: when the body is warmed by the sun, it becomes moist; on becoming moist, it becomes ill,

ΠΕΡΙ ΠΑΘΩΝ

ἢ πᾶν, ἢ ἐς ὃ τι ἂν καταστηρίξῃ τὸ φλέγμα καὶ ἡ χολή. ἦν μὲν οὖν τις αὐτὰ ἀρχόμενα θεραπεύῃ, οὔτε μακρὰ γίνεται, οὔτε ἐπικίνδυνα· ἦν δὲ ἢ¹ μὴ θεραπευθῆ² ἢ κακῶς θεραπευθῆ,² φιλέει καὶ μακρότερα γίνεσθαι, καὶ ἔστιν ὅτε καὶ κτείνει.

18. Καὶ τριταῖοι δὲ καὶ τεταρταῖοι πυρετοὶ ἐκ τῶν αὐτῶν γίνεσθαι πεφύκασιν. αὕτη ἡ κατάστασις τῶν νοσημάτων μάλιστα μὲν τοῦ θέρους γίνεται· γίνεται δὲ ἐνίοισι³ καὶ τοῦ χειμῶνος. τριταῖος δὲ πυρετὸς ὅταν ἔχῃ, ἦν μὲν σοι δοκῇ ἀκάθαρτος εἶναι, τετάρτη φάρμακον δοῦναι. ἦν δὲ μὴ σοι δοκῇ φαρμάκου δεῖσθαι, διδόναι φάρμακα ποτά, οἷσι μεταστήσεται ὁ πυρετὸς ἢ ἀπολείψει· διδόναι δ' ὡσπερ γέγραπται ἐν τοῖς Φαρμάκοις, καὶ τῇ μὲν λήψει ῥυφήμασι καὶ ποτῶν διαιτῶν, ταῖς δὲ διὰ μέσου, σιτίοισι διαχωρητικοῖσι. καὶ⁴ λαμβάνει δὲ ὡς ἐπὶ τὸ πολὺ οὐκ ἐπὶ πλείστον· ἦν δὲ μὴ θεραπεύηται, ἐθέλει μεθίστασθαι ἐς τεταρταῖον καὶ γίνεσθαι⁵ πολυχρόνιος.

Ἦν⁶ τεταρταῖος λαμβάνῃ, ἦν μὲν ἀκάθαρτος ἦ, καθαίρειν πρῶτον μὲν τὴν κεφαλὴν· καὶ διαλιπὼν τρεῖς ἢ τέσσερας ἡμέρας, φάρμακον δοῦναι ἄνω αὐτῇ τῇ λήψει· διαλιπὼν δέ, ἕτερον κάτω αὐτῇ τῇ λήψει.⁷ ἦν δὲ μὴ πρὸς ταῦτα παύηται,

¹ ἢ om. M. ² Θ: θεραπεύῃ M. ³ Jouanna (p. 276): γίνεται

δὲ ἐν τοῖσι Θ: ἐνίοισι δὲ M. ⁴ καὶ om. M. ⁵ M: γίνεται Θ.

⁶ M adds δὲ. ⁷ διαλιπὼν δέ . . . λήψει om. Θ.

AFFECTIONS

either wholly, or in the part where phlegm and bile are deposited. Now, if someone treats these diseases at the beginning, they are neither long nor dangerous; but if they are either left untreated or are badly treated, they are likely to become longer, and sometimes they even kill.

18. Both tertian and quartan fevers are naturally disposed to arise from the same factors; this order of diseases usually occurs in summer, although in some instances it is seen in winter, too. When a tertian fever is present, if the patient seems to you to be in an unclean state, on the fourth day give him a medication. If you do not think he needs one, give medicinal drinks that will make the fever change or remit; administer these as described in the *Medications*. At the accession, prescribe gruels and drinks, on the days between, laxative foods. Generally, this disease does not attack with particular severity, but, if left untreated, it is likely to change into a quartan and to become chronic.

If a quartan attacks while a person is in an unclean state, first clean out his head; then, leaving an interval of three or four days, give a medication to act upwards just during the accession; then, leaving another interval, give a medication to act downwards at the next accession. If, with this treatment, the fever does not go away, leave

διαλιπών, λούσας πολλῶ καὶ θερμῶ, δοῦναι τῶν φαρμάκων ἃ γέγραπται. ποτοῖσι δὲ καὶ ρυφήμασι καὶ τῇ ἄλλῃ διαίτῃ χρῆσθαι, ὡσπερ ἐπὶ τοῦ τριταίου. λαμβάνει δὲ οὗτος ὁ πυρετὸς τοὺς μὲν πλείστους πολὺν χρόνον, τοὺς δὲ καὶ ὀλίγον.

228 Καὶ γίνεται μὲν ὁ τριταῖος καὶ ὁ τεταρταῖος ὑπὸ χολῆς καὶ φλέγματος· διότι δὲ τρι|ταῖος καὶ τεταρταῖος ἐτέρωθί μοι γέγραπται.

Δύναμιν ἔχει δὲ τούτων τῶν πυρετῶν τὰ φάρμακα πινόμενα, ὥστε τὰ σώματα¹ κατὰ χώραν εἶναι ἐν τῇ ἐωθυίῃ θερμότητι καὶ ψυχρότητι, καὶ μήτε θερμαίνεσθαι παρὰ φύσιν μήτε ψύχεσθαι· διδόναι δὲ ὡς ἐν τῇ Φαρμακίτιδι γέγραπται.

19. Φλέγμα λευκὸν ὅταν ἔχη, τὸ σῶμα οἰδέει πᾶν λευκῶ οἰδήματι, καὶ τῆς αὐτῆς ἡμέρης τοτὲ μὲν δοκέει ῥάων εἶναι, τοτὲ δὲ φλαυρότερος· καὶ τὸ οἴδημα ἄλλοτε ἄλλῃ τοῦ σώματος μείζον τε καὶ ἔλασσον γίνεται.

Τούτῳ φάρμακα² διδόναι κάτω ὑφ' ὧν ὕδωρ ἢ φλέγμα καθαίρεται· διαιτῶν δὲ σιτίοισι καὶ ποτοῖσι καὶ πόνοισιν ὑφ' ὧν ὡς ξηρότατος ἔσται καὶ ἰσχνότατος.

Ἡ δὲ νοῦσος αὕτη γίνεται ὑπὸ φλέγματος, ὅταν τις ἐκ πυρετῶν πολυχρονίων φλεγματοῦδος ὧν ἀκάθαρτος γένηται, τρέπηταί τε τὸ φλέγμα

¹ Θ: τὸ σῶμα M. ² M: -κον Θ.

AFFECTIONS

another interval, wash with copious hot water, and give one of the medications mentioned. Prescribe drinks, gruels, and the rest of the regimen as in a tertian fever. This fever attacks most patients for a long time, but others for a short time.

The tertian and the quartan fevers, too, arise because of bile and phlegm. Why the fever comes every third or fourth day I have explained elsewhere.¹

Medications drunk in these fevers act in such a way that bodies remain undisturbed in their accustomed heat and cold, being neither abnormally heated nor abnormally chilled; give them as recorded in the *Medication Book*.

19. In white phlegm, the whole body swells up with a white swelling, and on one and the same day the patient seems sometimes better, at other times worse; the swelling increases and decreases at different times in the different parts of his body.

Give this patient a medication that will clean water and phlegm downwards; prescribe a regimen of foods, drinks and exercises as the result of which he will become as dry and lean as possible.

This disease arises because of phlegm, when a person that is phlegmatic after chronic fevers becomes unclean, and the phlegm turns into his

¹ This is the interpretation of Cornarius. Vander Linden, Ermerins and Fuchs. Littré, following Foes and Grimm, offers: *c'est pourquoi j'ai traité ailleurs de ces deux fièvres.*

αὐτοῦ ἀνὰ τὰς σάρκας. καὶ λευκότερον μὲν οὐδὲν τοῦτο τοῦ ἄλλου [ἢ]¹ φλέγματος, ὁ δὲ χρῶς φαίνεται λευκότερος· τὸ γὰρ αἷμα ὑπὸ πλήθους τοῦ φλέγματος ὑδαρέστερον γίνεται, καὶ οὐκ ἔνι ἐν αὐτῷ ὁμοίως τὸ εὐχρουν· καὶ διὰ τοῦτο λευκότεροί τε φαίνονται, καὶ καλεῖται ἡ νόσος φλέγμα λευκόν. ἦν μὲν οὖν θεραπευθῆ ἀρχομένης τῆς νόσου, ὑγιῆς γίνεται· ἦν δὲ μὴ θεραπευθῆ, ἐς ὕδρωπα μεθίσταται ἡ νόσος, καὶ διέφθειρε τὸν ἄνθρωπον.

20. Ὅποσοι δὲ σπλῆνα ἔχουσι μέγαν· ὅσοι μὲν εἰσι χολώδεις, κακόχροοί τε γίνονται καὶ καχελκῆες καὶ δυσώδεις ἐκ τοῦ στόματος καὶ λεπτοί· καὶ ὁ σπλῆν σκληρός, καὶ αἰεὶ παραπλήσιος τὸ μέγεθος· καὶ τὰ σιτία οὐ διαχωρεῖ. 230 ὅσοι δὲ φλεγματῆες, ταῦτά τε ἦσσαν | πάσχουσι, καὶ ὁ σπλῆν² μέζων γίνεται, ἄλλοτε δὲ ἐλάσσων.

Τούτοισι δὲ συμφέρει, ἦν μὲν ἀκάθαρτοι φαίνωνται, καθαίρειν τὴν κεφαλὴν καὶ τὸ ἄλλο σῶμα· ἦν δὲ μὴ δέωνται φαρμακείης διαιτῶν. ὅσοι μὲν φλεγματώδεις ξηραίνονται τὸ σῶμα καὶ ἰσχυαίνονται³ σιτίοις καὶ ποτοῖς καὶ ἐμέτοις καὶ γυμνασίοις ὡς πλείστοις καὶ περιπάτοις· καὶ τοῦ ἥρος ἐλλεβόρω καθαίρειν ἄνω. ὅσοι δὲ χολώδεις συμφέρει διυγραίνοντα τῇ διαίτῃ ὑπάγειν τὴν

¹ Del. Littré.

² M adds ἄλλοτε.

³ Θ: ξηραίνοντα . . .

ἰσχυαίνοντα M.

AFFECTIONS

tissues. This phlegm is no whiter than any other, but the patient's skin appears whiter because his blood, in consequence of the large amount of phlegm, becomes more watery than normal, so that the usual healthy colour is no longer present in it to the degree that it was before; thus, patients appear whiter and the disease is called white phlegm. Now if the patient is treated at the onset of the disease, he recovers; if he is not, the disease changes to dropsy, and has actually killed the person.

20. Persons that have a large spleen: those who are bilious take on a poor colour, suffer from malignant ulcers, smell foully from the mouth, and become thin; their spleen is hard and always about the same size; foods do not pass off below. Those who are phlegmatic suffer these things less, and their spleen sometimes increases in size, sometimes decreases.

It benefits these patients, if they appear to be in an unclean state, to be cleaned from both the head and the rest of the body; if they do not require the use of medications, then clean by means of regimen. Let the phlegmatic patients have their bodies thoroughly dried and made lean by foods, drinks, vomiting, as many exercises as possible, and walks; in spring, clean upwards with hellebore. In the bilious patients, it benefits to moisten by means of regimen, and to evacuate the cavity and the

κοιλίην καὶ τὴν κύστιν, καὶ τὴν φλέβα τὴν σπληνίτιν ἀφεῖναι¹ πυκνά· καὶ τοῖσι διουρητικοῖσι φαρμάκοις χρῆσθαι, ἃ γέγραπται τὸν σπλῆνα μαλθάσσοντα· καὶ καθαίρειν ἕτεος ὄρη, καὶ τοῦτο χολήν.

Ἔνιοι δὲ τῶν σπληνιῶντων ὑπὸ μὲν τῶν φαρμάκων πίνοντες οὐκ ὠφελέονται, οὐδ' ὑπὸ τῆς ἄλλης θεραπείας· οὐδ' ἰσχυρότερος οὐδὲν γίνεται ὁ σπλῆν αὐτῶν· ἀλλὰ κρατέεται τὰ προσφερόμενα ὑπὸ μεγέθεος τῆς νούσου. προϊόντος δὲ τοῦ χρόνου ἐνίοισι μὲν ἐς ὕδρωπα περίσταται ἢ νούσος, καὶ δι' οὖν ἐφθάρησαν· ἐνίοισι δὲ ἐκπυῖσκεται, καὶ καυθέντες ὑγιέες ἐγένοντο.² ἐνίοισι δὲ καὶ συγκαταγηρᾶ σκληρός τε ἐὼν καὶ μέγας.

Τὸ δὲ νόσημα γίνεται, ὅταν ἐκ πυρετῶν καὶ κακοθεραπείης χολὴ ἢ φλέγμα ἢ ἀμφότερα ἐς τὸν σπλῆνα καταστηρίξῃ· καὶ πολυχρόνιον μὲν ἐστι, θανατῶδες δὲ οὐ· τῶν φαρμάκων ὅσα δίδονται τοῦ σπληνός, τὰ μὲν [καὶ]³ διὰ τῆς κύστιος καθαίρει καὶ ποιεῖ λαπαρώτερον, τὰ δὲ καθαίρει μὲν οὔτε διὰ τῆς κύστιος οὐδὲν ὅ τι καὶ φανερόν⁴ οὔτ' ἄλλη οὐδαμῇ, λαπάσσει δὲ τὸν σπλῆνα.

21. Εἰλεὸς ὅταν λάβῃ, ἢ γαστήρ σκληρῇ γίνεται, καὶ διαχωρέει οὐδέν· καὶ ὀδύνη κατὰ⁵

¹ Potter: ἀφῆναι Θ: ἀφείναι M.

² Θ: γίνονται M.

³ Del.

Vander Linden.

⁴ Θ: -ώτερον M.

⁵ Later mss: κάτω

ΘM.

AFFECTIONS

bladder, and also to let blood frequently from the splenic vessel. Also, give the diuretic medications said to soften the spleen; clean these patients of bile when it is the season.

Some splenic patients are not helped by drinking medications or by any other treatment; nor does their spleen become at all thinner; instead, what is administered is overcome by the magnitude of their disease. In some, as time advances the disease turns into dropsy, and they have actually died; in others, the spleen suppurates, and on being cauterized patients have recovered; in yet others, the disease grows old with the patient, the spleen remaining large and hard.

This disease arises when, from fevers and faulty therapy, phlegm or bile or both are deposited in the spleen; it is chronic, but seldom mortal. Of the medications given for the spleen, some clean through the bladder to make the spleen softer, while others do not clean in any visible way at all, either through the bladder or along any other path, but still soften the spleen.

21. In ileus the belly becomes hard and no longer passes anything; pain is present through the

πᾶσαν τὴν κοιλίην ἔχει, καὶ πυρετός, καὶ δίψα· ἐνίοτε δὲ ὑπὸ πόνου καὶ ἐμέει χολήν.

232 Τοῦτον χρὴ διυγρᾶναιεν | καὶ ἔξωθεν καὶ ἔσωθεν· καὶ λούειν πολλῶ καὶ θερμῶ, καὶ πίνειν ὅσα τὴν τε κοιλίην κινεῖ καὶ τὸ οὔρον ὑπάγει, καὶ ὑποκλύζειν ἣν δέχεται. ἣν δὲ μὴ δέχεται τὸ κλύσμα, αὐλίσκον προσδήσας πρὸς ποδεῶνα ἀσκίου, φυσήσας, ἐνεῖναι τὴν φῦσαν πολλήν· καὶ ἐπειδὰν ἀρθῆ τὸ ἔντερον ὑπὸ τῆς φύσης καὶ ἡ γαστήρ, ἐξελὼν τὸν αὐλίσκον, ἐνεῖναι παραχρῆμα κλύσμα· καὶ ἣν δέξεται, ὑποχωρήσει καὶ ὑγιῆς ἔσται· ἣν δὲ μὴδ' οὔτω δέξεται τὸ κλύσμα, ἀποθνήσκει ἐβδομαῖος μάλιστα.

Ἡ δὲ νοῦσος γίνεται, ὅταν τῆς κόπρου συγκαυθῆ ἀθρόον ἐν τῷ ἐντέρῳ· περὶ τοῦτο περιίσταται φλέγμα, καὶ τὸ ἔντερον, ἅτε τούτων ἀθρόων ἐνεσκληκότων, περιοιδεῖ· καὶ οὔτε τῶν ἄνωθεν πινομένων φαρμάκων δέχεται, ἀλλ' ἀπεμεῖ, οὔτε τῶν κάτωθεν προσφερομένων κλυσμάτων δέχεται. ἔστι δὲ τὸ νόσημα ὄξυ καὶ ἐπικίνδυνον.

22. Ὑδρος δὲ γίνεται τὰ μὲν πλεῖστα, ὅταν τις ἐκ νοῦσου μακρῆς ἀκάθαρτος διαφέρηται πολλὸν χρόνον· φθείρονται γὰρ αἱ σάρκες καὶ τήκονται καὶ γίνονται ὕδωρ· γίνεται δὲ ὕδρωσι καὶ ἀπὸ τοῦ σπληνός, ὅταν νοσήσῃ, καὶ ἀπὸ τοῦ ἥπατος, καὶ ἀπὸ λευκοῦ φλέγματος, καὶ ἀπὸ δυσεντερίης

AFFECTIONS

entire cavity, and there are fever and thirst; sometimes, from the stress, the patient also vomits bile.

You must moisten this patient from both the outside and the inside: wash him with copious hot water, have him drink potions that will set the cavity in motion and evacuate urine, and, if he will accept it, administer an enema. If he will not accept the enema, bind a tube to the mouth of a small wine skin, inflate it, and blow into the patient's anus a good amount of air; then, when the intestine is distended by the air, and the belly too, remove the tube and immediately introduce an enema. If the patient accepts it, he will evacuate downwards and recover; if he does not accept the enema in this way, either, he usually dies on the seventh day.

This disease occurs when a thick mass of faeces is burnt together in the intestine; around this gathers phlegm, and the intestine, inasmuch as these masses become hardened, swells around them. The patient accepts neither the medications drunk from above, vomiting them up instead, nor enemas administered from below. The disease is acute and dangerous.

22. Dropsy arises, in most cases, when a person continues for a considerable time after a lengthy illness in an unclean state; for the tissues become corrupted, melt, and turn to water; it can also take its origin from the spleen becoming diseased, from the liver, from white phlegm, or from dysentery or

καὶ λειεντερίης. κῆν μὲν ἐξ ἀκαθαρσίης γένηται ὕδρωψ, ἡ μὲν γαστήρ ὕδατος πίμπλαται, οἱ δὲ πόδες καὶ αἰ κνήμαι ἐπαίρονται, οἱ δὲ ὦμοι καὶ αἰ κληῖδες καὶ τὰ στήθεα καὶ οἱ μηροὶ τήκονται.

Τοῦτον ἦν ἀρχόμενον λάβης πρὶν ὑπέρυδρον γενέσθαι, φάρμακα πιπίσκειν κάτω, ὑφ' ὧν ὕδωρ ἢ φλέγμα καθαίρεται, χολὴν δὲ μὴ κινεῖν· σιτίοισι δὲ καὶ ποτοῖσι καὶ πόνοισι καὶ περιπάτοισι διαιτᾶν. ὑφ' ὧν ἰσχνὸς καὶ ξηρὸς ἔσται, καὶ αἰ σάρκες¹ ἰσχυρόταται. ἡ δὲ νοῦσος θανατώδης,
 234 ἄλλως τε κῆν φθῆ ἢ γαστήρ | μεστωθεῖσα ὕδατος.

Ὅταν δὲ ἀπὸ σπληνός, ἢ ἥπατος, ἢ λευκοῦ φλέγματος, ἢ δυσεντερίης ἐς ὕδρωπα μεταστῆ, θεραπεύειν μὲν τοῖς αὐτοῖς συμφέρει, διαφεύγουσι δὲ οὐ μάλα· τῶν γὰρ νοσημάτων ὅ τι ἂν ἕτερον ἐφ' ἑτέρῳ γένηται ὡς τὰ πολλὰ ἀποκτείνει. ὅταν γὰρ ἐν ἀσθενεῖ τῷ σώματι ὄντι² ὑπὸ τῆς παρούσης νοῦσου ἕτερα νοῦσος ἐπιγένηται, προ-
 ἀπόλλυται ἀπὸ³ ἀσθενείης, πρὶν τὴν νοῦσον τὴν ὑστέρην γενομένην τελευτῆσαι.

Τὸ δὲ ὕδωρ γίνεται οὕτως· ἐπειδὴν αἰ σάρκες ὑπὸ φλέγματος καὶ χρόνου καὶ νόσου καὶ ἀκαθαρσίης καὶ κακοθεραπείης καὶ πυρετῶν δια-
 φθαρῶσι, τήκονται καὶ γίνονται ὕδωρ· καὶ ἡ μὲν

¹ M adds ὡς.

² Later mss: τῷ σ. M: ἀσθενείῃ τῷ σ. Θ.

³ Θ: ὑπὸ M.

AFFECTIONS

lientery. If dropsy arises from uncleanness, the belly becomes filled with water, the feet and the legs below the knees swell up, and the shoulders, regions about the collar-bones, chest and thighs melt away.

If you take on this patient at the beginning, before he becomes very dropsical, have him drink a medication that will clean water and phlegm downwards, but not set bile in motion; prescribe a regimen of foods, drinks, exercises, and walks from which he will become lean and dry and his tissues will be strengthened as much as possible. The disease is often mortal, especially if the belly has already swollen up with water.

When dropsy develops out of a disease of the spleen or liver, from white phlegm, or from dysentery, it helps to employ the same treatment. In this case, patients do not survive very well, since any disease that develops out of another one is usually fatal; for when a second disease befalls the body weakened by a disease already present, the patient perishes from weakness before the second disease reaches its end.

The water in dropsy arises as follows: when the tissues become corrupted as the result of phlegm, the passage of time, disease, uncleanness, faulty therapy, and fevers, they melt and turn to water;

κοιλίῃ οὐ διαδιδοῖ τὸ ὕδωρ ἐς αὐτήν, κύκλω δὲ περὶ αὐτήν γίνεται.

Ἦν μὲν οὖν ὑπὸ τῶν φαρμάκων καὶ τῆς ἄλλης διαίτης ὠφελέηται, καὶ ἡ γαστήρ λαπάσσεται αὐτοῦ. εἰ δὲ μὴ, ταμῶν ἀφεῖναι τοῦ ὕδατος· τάμνεται δὲ ἢ παρὰ τὸν ὀμφαλόν, ἢ ὀπισθεν κατὰ τὴν λαγόνα. διαφεύγουσι δὲ καὶ ἐντεῦθεν ὀλίγοι.

23. Δυσεντερίῃ ὅταν ἔχῃ, ὀδύνη ἔχει κατὰ πᾶσαν τὴν κοιλίην, καὶ στρόφος, καὶ διαχωρεῖ χολὴν τε καὶ φλέγμα καὶ αἷμα συγκεκαυμένον.

Τούτου καθήρας τὴν κεφαλὴν, φάρμακον πῖσαι ἄνω, ὃ τι φλέγμα καθαίρει· καὶ τὴν κοιλίην γάλακτι ἐφθῶ διανίψας, τὸ ἄλλο σῶμα θεραπεύειν. κῆν μὲν ἄπυρος ἦ, τὴν μὲν κοιλίην λιπαροῖς καὶ πῖοσι καὶ γλυκέσι καὶ ὑγροῖσιν ὑπάγειν¹ τὰ ἐνεόντα, καὶ λούειν θερμῶ τὰ κάτω τοῦ ὀμφαλοῦ ἢν ὀδύνη ἔχῃ· τὰ δὲ πώματα καὶ ῥυφήματα καὶ τὰ σιτία προσφέρειν κατὰ τὰ γεγραμμένα ἐν τῇ Φαρμακίτιδι.

Ἡ δὲ νοῦσος γίνεται ἐπειδὴν χολὴ καὶ φλέγμα καταστηρίξῃ ἐς τὰς φλέβας καὶ τὴν κοιλίην· νοσέει μὲν τὸ αἷμα καὶ διαχωρεῖ ἐφθαρμένον· νοσέει δὲ τὸ ἔντερον καὶ ξύεται καὶ ἔλκοῦται· γίνεται δ' αὕτη ἢ νοῦσος καὶ μακρὴ καὶ πολύπονος καὶ θανατώδης· κῆν μὲν ἔτι τοῦ σώματος

¹ M adds αἰεὶ.

AFFECTIONS

the cavity does not transmit this water into itself, but instead it forms in the region round the cavity.¹

Now, if the patient is helped by the medications and the rest of the regimen, the swelling in his belly goes down too. If not, incise and draw off water; make the incision either beside the navel or at the back in the region of the flank. Few escape from this disease, either.

23. In dysentery pain and colic are present throughout the whole cavity, and the patient passes bile, phlegm, and burnt-up blood.

Clean out this patient's head, have him drink a medication that will clean bile upwards, and, after you have washed out his cavity well with boiled milk, treat the rest of his body. If the patient is without fever, evacuate his cavity of its contents by means of rich fat sweet moist substances, and, if pain is present, wash the area below his navel with warm water; administer drinks, gruels and foods according to what is written in the *Medication Book*.

This disease arises when bile and phlegm are deposited in the vessels and the cavity; the blood ails and passes off corrupted in the stools, and the intestine becomes diseased, dried, and ulcerated. The disease is long, painful, and usually mortal; if

¹ I.e. the fluid does not enter the intestine, but remains free in the abdomen.

236 ἰσχύοντος θεραπεύηται. ἐλπίς | διαφυγεῖν· ἦν δὲ ἤδη ἐκτετηκότος καὶ τῆς κοιλίης παντάπασιν ἠλκωμένης,¹ οὐδεμία ἐλπίς.

24. Λειεντερίη· τὰ σιτία διαχωρέει ἄσηπτα, ὑγρά· ὀδύνη δὲ οὐκ ἔνι· λεπτύνονται δὲ τὸ σῶμα. τοῦτον θεραπεύειν τοῖσιν αὐτοῖσι, οἷσι τοὺς ὑπὸ δυσεντερίης ἐχομένους.

Ἡ δὲ νοῦσος γίνεται, ὅταν ἐκ τῆς κεφαλῆς καὶ τῆς ἄνω κοιλίης κατάρροος γένηται τοῦ φλέγματος ἐς τὴν κάτω κοιλίην· ὅταν δὲ τοῦτο ἦ, ὑπ' αὐτοῦ τὰ σιτία ψύχεται, καὶ ὑγραίνεται, καὶ ἡ ἄφοδος αὐτῶν ἄσηπτος ἐν τάχει² γίνεται· καὶ τὸ σῶμα τήκεται,³ ἅμα μὲν οὐ πεσομένων τῶν σιτίων ἐν τῇ κοιλίῃ χρόνον ἱκανόν, ἅμα δὲ ὑπὸ τῆς κοιλίης θερμῆς εὐούσης παρὰ φύσιν θερμαινόμενον.

25. Διάρροια δὲ μακρὴ ὅταν ἔχη, διαχωρέει πρῶτον μὲν τὰ ἐσιόντα ὑγρά, ἔπειτα δὲ φλέγμα· καὶ ἐσθίει μὲν ἐπιεικῶς, ὑπὸ δὲ τῆς διαχωρήσιος ἀσθενῆς καὶ λεπτὸς γίνεται.

Τούτου τὰ ἄνω ἀποξηραίνειν ἐλλέβορον πιπίσκων καὶ τὴν κεφαλὴν καθαίρων φλέγμα· καὶ τὴν κοιλίην διανύσαι γάλακτι ἐφθῶ· ἔπειτα τά τε ἄλλα σιτίοισι καὶ ποτοῖσι θεραπεύειν, ὑφ' ὧν ξηρανεῖται ἢ τε κοιλίη καὶ τὸ σῶμα πᾶν.

Ἡ δὲ νοῦσος ἀπὸ τῶν αὐτῶν γίνεται, ἀφ' ὧν

¹ Later mss: εἰλκωμένης ΘΜ.

² Θ: ἀσήπτων ταχείη Μ.

³ Θ adds καὶ.

AFFECTIONS

it is treated while the body is still strong, there is hope of recovery; but if the body is already melted away and the cavity altogether ulcerated, there is none.

24. Lientery: foods pass off undigested and watery; no pain is present; patients become lean of body. Treat this patient with the same measures employed in dysentery.

The disease arises when a defluxion of phlegm occurs from the head and the upper cavity into the lower cavity; when this happens, the foods are chilled by it and become moist, and the excretions pass off quickly in an undigested state; the body is melted partly because the food is not digested for an adequate length of time in the cavity, and partly because it is abnormally warmed by the cavity's heat.

25. In long-standing diarrhoea, first watery ingesta pass off, then phlegm. The patient eats a reasonable amount but, because of his excretions, becomes weak and thin.

Dry out this patient's upper regions by having him drink hellebore, and by cleaning his head of phlegm; wash out his cavity well with boiled milk; then, for the rest, treat with foods and drinks that will dry the cavity and the body as a whole.

This disease arises from the same factors as

καὶ ἡ λειεντερίη. αὗται αἱ νοῦσοι, ἧ τε λειεντερίη καὶ ἡ δυσεντερίη, παραπλήσιοί εἰσι, καὶ δεῖ αὐτὰς οὕτως ἰᾶσθαι· τὸν κατάρρουν ἀπολαμβάνειν τὸν ἀπὸ τῆς κεφαλῆς καὶ τῆς ἄνω κοιλίης, ἢ ἀποτρέπειν· τοῦ γὰρ νοσήματος ἡ φύσις ἐντεῦθε γίνεται, καὶ οὐδεὶς¹ σου μέμψεται τὴν διάνοιαν.

Σχεδὸν δὲ καὶ τὰλλα νοσήματα ὧδε δεῖ σκοπεῖν, ὁπόθεν ἐκάστῳ ἡ φύσις γίνεται· καὶ οὕτως σκοπῶν καὶ λαμβάνων τὴν ἀρχὴν τῶν νοσημάτων ἤκιστ' ἂν ἀμαρτάνοις.

238 26. Τεινεσμός ὅταν λάβῃ, διαχωρέει αἷμα μέλαν καὶ μύξα, καὶ πόνος ἐν τῇ κάτω κοιλίῃ ἐγγίνεται, καὶ μάλιστα ὅταν ἐς ἄφοδον ἴζη.

Τούτου συμφέροι τὴν κοιλίην διυγραίνειν καὶ λιπαίνειν καὶ ἀλεαίνειν, καὶ ὑπάγειν τὰ ἐνεόντα, καὶ λούειν θερμῷ, πλὴν τῆς κεφαλῆς.

Φιλέει δὲ ἡ νοῦσος αὕτη τὰ σιτία πλείω ποιεῖν·² οἱ γὰρ στρόφοι κενουμένης τῆς κοιλίης ὑπὸ τοῦ αἵματος διεξιόντος καὶ τῆς μύξης καὶ προσπιπτόντων πρὸς τὸ ἔντερον γίνονται· ἐνότων δὲ τῶν σιτίων, ἧσσον δῆξιμ παρέχει τῷ ἐντέρῳ.

Καὶ γίνεται μὲν ἀπὸ αὐτῶν, ὧν καὶ ἡ δυσεντερίη· ἀσθενεστέρα δὲ καὶ ὀλιγοχρόνιος καὶ οὐ θανατώδης.

¹ Potter: αἰδέν ΘΜ: αἰδός αἰδέν later mss.

² Θ: τελείω Μ

AFFECTIONS

lientery. These diseases, lientery and dysentery, are similar, and you must treat them as follows: cut off the defluxion from the head and the upper cavity, or turn it aside; for the origin of the disease is from this, and no one will blame your understanding.

In general, you must investigate other diseases too in the same way, looking to see whence each takes its origin; by investigating in this way and seizing upon the beginning of diseases, you will err least.

26. In tenesmus, dark blood and mucus pass in the stools, and pain is felt in the lower cavity, most especially when the patient is sitting at stool.

It is of benefit to moisten thoroughly, oil and warm this patient's cavity, to evacuate its contents downwards, and to wash him with hot water, except for his head.

This disease tends to increase the amount of food consumed, for, when the cavity is in an empty state, colic arises from blood being evacuated together with mucus and from these coming into contact with the intestine: but when foods are present, there is less gnawing in the intestine.

Tenesmus arises from the same things as dysentery; it is milder, of short duration, and not mortal.

27. Ὄταν δὲ ἐξ οἴνου ἢ εὐωχίης χολέρη λάβῃ ἢ διάρροια, τῇ μὲν διάρροίῃ συμφέρει διανηστεύειν, καὶ ἢν δίψος ἔχῃ, διδόναι οἶνον γλυκὺν καὶ¹ στέμφυλα γλυκέα, ἐς ἐσπέρην δὲ διδόναι ταῦτα, ἃ καὶ τοῖς ὑπὸ φαρμάκου κεκαθαρμένοις. ἢν δὲ μὴ παύηται, ἐθέλης δὲ παῦσαι, ἔμετον ἀπὸ σίτου² ἢ φακίου ποιῆσαι· καὶ παραχρῆμα ἀνέσπασται ἄνω ἢ κάτω ἄφοδος. καὶ ἢν διακλύσης χυλῶ φακῶν ἢ ἐρεβίνθων, καὶ οὕτω πεπαύσεται.

Τῇ δὲ χολέρῃ συμφέρει, ἢν μὲν ὀδύνη ἔχῃ, διδόναι ἃ γέγραπται ἐν τοῖς Φαρμάκοις παύοντα τῆς ὀδύνης, τὴν τε κοιλίην θεραπεύειν τὴν τε ἄνω καὶ τὴν κάτω, ὑγραίνοντα πώμασι, καὶ μάλασσοντα τὸ σῶμα λουτροῖσι θερμοῖσι, πλὴν τῆς κεφαλῆς. καὶ ὅ τε ἔμετος οὕτως εὐπετέστερος γίνεται, ἢν ἐσίῃ τι ὑγρόν· καὶ τὰ προσεστηκότα ἄνω ἀπεμεῖται, καὶ ἢ³ κάτω ὑποχώρησις μᾶλλον διαχωρέει· ἢν δὲ κενὸς ᾖ, ἐμέεται βιαίως, καὶ ὑποχωρέει βιαιότερον. ἐς ἐσπέρην δὲ διδόναι καὶ
240 τούτω, ὅσαπερ φαρμακοπό|τη.

Γίνεται δὲ ταῦτα τὰ ἀλγήματα, ὅσα ἐκ ποσίων γίνεται ἢ ἐξ εὐωχίης, ὅταν τὰ σιτία καὶ τὰ ποτὰ πλείω τοῦ εἰωθότος ἐς τὴν κοιλίην ἐσέλθῃ, καὶ τὰ ἔξωθεν εἰωθότα ὑπερθερμαίνοντα τὸ σῶμα κινήσῃ χολὴν καὶ φλέγμα.

¹ Θ: ἦ Μ.² Θ: -ων Μ².³ Μ: ἦν Θ.

AFFECTIONS

27. When, after wine or feasting, a person is attacked by cholera or diarrhoea, in the case of diarrhoea it helps to have him fast, and, if he is thirsty, to give him sweet wine and sweet pressed grapes; towards evening give the same things as to patients that have been cleaned with a medication. If the diarrhoea does not go away, but you want it to, induce vomiting by means of foods or a decoction of lentils; the downward movement will at once be drawn upward. It will also stop if you employ as enema the juice of lentils or chick-peas.

In the case of cholera, if pain is present it helps to give the things recorded in the *Medications* as stopping pain, and to treat both the upper and the lower cavities by moistening them with drinks and softening the body except for the head with hot baths. Vomiting, too, becomes easier, if fluid enters: the offending substances are vomited upwards, and downward motions pass off more readily; but if a person is empty, he vomits violently and evacuates below even more violently. Towards evening, give this patient, too, the same things as to one that has drunk a medication.

These pains that follow drinking or feasting arise when more food and drink than usual enter the cavity, and these substances from outside, prone to overheating the body, set bile and phlegm in motion.

28. Στραγγουρίας τρόποι μὲν πολλοὶ¹ παντοῖοι. συμφέρει δ' ἔξωθεν μὲν τὸ σῶμα μαλάσσειν λουτροῖσι θερμοῖσιν, ἔσωθεν δὲ διυγραίνειν τὴν μὲν κοιλίην σιτίοισιν ὑφ' ὧν εὖροος ἔσται, τὴν δὲ κύστιν ποτοῖσιν ὑφ' ὧν τὸ οὔρον ὡς πλείστον διεῖσι. διδόναι δὲ καὶ τῶν διουρητικῶν φαρμάκων, ἃ γέγραπται ἐν τῇ Φαρμακίτιδι παύοντα τῆς ὀδύνης.

Ἡ δὲ νοῦσος ὑπὸ φλέγματος γίνεται. καὶ ὅταν μὲν ἡ κύστις ξηρανθῇ, ἢ ψυχθῇ, ἢ κενωθῇ, ὀδύνην παρέχει· ὅταν δὲ ὑγρὴ τε καὶ πλήρης ᾖ καὶ κεχυμένη, ἦσσον. ἡ δὲ νοῦσος τοῖσι μὲν παιλοτέροισι μακροτέρη γίνεται, τοῖς δὲ νεωτέροισι βραχυτέρη, θανατώδης δὲ οὐδετέροις.

29. Ἰσχιάς δὲ ὅταν γένηται, ὀδύνη λαμβάνει ἐς τὴν πρόσφυσιν τοῦ ἰσχίου καὶ ἐς ἄκρον τὸ πυγαῖον καὶ ἐς τὸν γλουτόν· τέλος δὲ καὶ διὰ παντὸς τοῦ σκέλεος πλανᾶται ἡ ὀδύνη. τούτῳ συμφέρει, ὅταν ἡ ὀδύνη ἔχη, μαλάσσειν καθ' ὅποῖον ἂν τυγχάνῃ τοῦ σκέλεος στηρίζουσα ἡ ὀδύνη² λουτροῖσι καὶ χλιάσμασι καὶ πυρίῃ, καὶ τὴν κοιλίην ὑπάγειν. ὅταν δὲ λωφήσῃ ἡ ὀδύνη, φάρμακον δοῦναι κάτω καὶ μετὰ ταῦτα πιεῖν ὄνου γάλα ἐφθόν. διδόναι δὲ τῆς ὀδύνης ἃ γέγραπται ἐν³ τοῖς Φαρμάκοις.

¹ M adds καί.

² τούτῳ . . . ὀδύνη M: τοῦτον θεραπεύειν Θ.

³ Θ: παρὰ M.

AFFECTIONS

28. Of strangury, there are many different forms. It is beneficial to soften the body from the outside with hot baths, and inside thoroughly to moisten the cavity with foods that will make it fluent, and the bladder with drinks that will provoke as much urine as possible. Also give the diuretic medications recorded in the *Medication Book* as stopping pain.

Strangury arises from phlegm: when the bladder is dry, cold or empty, it produces pain; but when it is moist, full, and urine has flowed into it, less so. The disease is longer in older patients, shorter in younger ones, mortal in neither.

29. In sciatica pain occupies the attachment of the hip, the coccyx, and the buttock; finally, it also moves through the whole leg. When the pain is present, it helps to soften this patient with baths, fomentations, and a vapour-bath to whichever part of his leg the pain happens to settle in, and to evacuate his cavity downwards. When the pain goes away, give a medication to act downwards, and afterwards have the patient drink boiled ass's milk. For the pain, give what is recorded in the *Medications*.

Ἡ δὲ νοῦσος γίνεται, ἐπειδὴν χολή καὶ φλέγμα ἐς τὴν αἰμόρροον φλέβα καταστηρίζη, ἢ ἐξ ἐτέρης νοῦσου, ἢ καὶ ἄλλως, ὅποσον ἂν τοῦ αἵματος ὑπὸ φλέγματος καὶ τῆς χολῆς νοσήση συνεστηκός· τοῦτο γὰρ πλανᾶται ἀνὰ τὸ σκέλος
 242 διὰ τῆς | φλεβὸς τῆς αἰμορρόου καὶ ὅπου ἂν στή, ἢ ὀδύνη κατὰ τοῦτο ἔνδηλος μάλιστα γίνεται. ἢ δὲ νοῦσος μακρὴ γίνεται καὶ ἐπίπονος, θανατώδης δὲ οὐ. ἦν δὲ ἐς ἓν τι χωρίον καταστηρίζη ἢ ὀδύνη καὶ στή, καὶ τοῖσι φαρμάκοισι μὴ ἐξελαύνηται, καῦσαι καθ' ὅποιον ἂν τόπον τυγχάνη οὔσα ἢ ὀδύνη· καίειν δὲ τῷ ὤμολίνῳ.

30. Ἄρθριτις νοῦσος ὅταν ἔχη, λαμβάνει πῦρ, καὶ ὀδύνη τὰ ἄρθρα τοῦ σώματος, λαμβάνει δὲ ὀξείη. καὶ ἐς ἄλλοτε ἄλλο τῶν ἄρθρων ὀξύτεραί τε καὶ μαλακώτεραι καταστηρίζουσιν αἱ ὀδύνη.

Τούτῳ συμφέρει προσφέρειν ὅταν ἢ ὀδύνη ἔχη ψύγματα, καὶ ἐκ τῆς κοιλίης ὑπάγειν τὰ ἐνεόντα κλυσμῶ¹ ἢ βαλάνῳ, καὶ ῥυφεῖν διδόναι καὶ πιεῖν ὅτι ἂν δοκῇ σοι. ὅταν δὲ ἢ ὀδύνη ἀνῆ,² φάρμακον πῖσαι κάτω, καὶ μετὰ τοῦτο πιεῖν ὀρὸν ἐφθὸν ἢ ὄνου γάλα.

Ἡ δὲ νοῦσος γίνεται ὑπὸ χολῆς καὶ φλέγματος, ὅταν κινηθέντα ἐς τὰ ἄρθρα καταστηρίζη. καὶ ὀλιγοχρονίη μὲν γίνεται καὶ ὀξείη, θανατώδης

¹ Θ: -μοῖσιν M.

² Θ: ἐνῆ M.

AFFECTIONS

Sciatica arises when bile and phlegm are deposited in the blood vessels, either in consequence of another disease or in some other way, and some of the blood, being congealed by the phlegm and bile, ails; for this moves through the leg in its blood vessel, and wherever it stops the pain becomes most manifest. The disease is long and painful, but not mortal. If the pain settles in some spot, remains there, and cannot be driven out by medications, cauterize wherever the pain happens to be; burn with raw flax.

30. In the arthritic disease fever sets in, and sharp pains in the joints of the body. Sometimes these pains settle in one joint, sometimes in another, sometimes they are more violent, at other times milder.

When the pain is present, it benefits this patient to apply cooling agents, to evacuate the contents from his cavity downwards with an enema or suppository, and to give him as gruel and drink whatever you think suitable. When the pain goes away, have him drink a medication to act downwards, and afterwards boiled whey or ass's milk.

Arthritis arises from bile and phlegm, when they are set in motion and settle in the joints. It is of short duration and acute, but not mortal. It tends

ΠΕΡΙ ΠΑΘΩΝ

δὲ οὐ. νεωτέροισι δὲ εἴωθε μᾶλλον ἢ γέρουσι¹ γίνεσθαι.

31. Ποδάγρη δὲ βιαιότατον μὲν τῶν τοιούτων ἀπάντων ὅσα περὶ² τὰ ἄρθρα. καὶ πολυχρονώτατον καὶ δυσάπαλλακτότατον.

Καὶ ἔστι μὲν ἡ νοῦσος αὕτη τοῦ αἵματος ἐφθαρμένου τοῦ ἐν τοῖς φλεβίοισιν ὑπὸ χολῆς καὶ φλέγματος· ὅσω δ' ἐν λεπτοτάτοις τε φλεβίοις καὶ ἐν ἀνάγκῃ πεφυκόσι πλείστη τοῦ σώματος, καὶ ἐν νεύροισι καὶ ὀστέοις πολλοῖσι τε καὶ πυκνοῖσι. τοσοῦτω παραμονιμώτατόν τε ἔστι τὸ νόσημα καὶ δυσάπαλλακτότατον.

244 Συμφέρι δὲ καὶ ταύτη τὰ αὐτά, ἃ καὶ τῇ ἀρθρίτιδι. καὶ μακρῇ μὲν καὶ αὕτη ἡ νοῦσος καὶ ἐπίπουρος, θανατώδης δὲ οὐ. ἦν δὲ³ τοῖσι δακτύλοισι τοῖς μεγάλοις ἡ ὀδύνη ἐγκαταλείπεται. καῦσαι τὰς φλέβας τοῦ δακτύλου ὑπὲρ τοῦ κονδύλου ὀλίγον· καίειν δὲ ὠμολίνω.

32. Ἰκτερον δὲ ὧδε χρὴ θεραπεύειν· ἔξωθεν μὲν τὸ σῶμα μαλθάσσειν λουτροῖσι θερμοῖσι· τὴν δὲ κοιλίην διυγραίνειν καὶ τὴν κύστιν, καὶ τῶν διουρητικῶν διδόναι ἃ γέγραπται. ἦν δὲ ἰσχυρὸς ἦ. καθήρας τὴν κεφαλὴν, φάρμακον πῖσαι κάτω, ὅ τι χολὴν καθαίρει· ἔπειτα τοῖσι διουρητικοῖσι χρῆσθαι.

¹ Θ: γεραιτέροισι Μ.

² Μ: ὅσαπερ Θ.

³ Θ: δ' ἐν Μ.

AFFECTIONS

to occur more in younger persons than in old ones.

31. Gout is the most violent of all such conditions of the joints, as well as the most chronic and intractable.

In it blood is corrupted by bile and phlegm in the small vessels; inasmuch as this takes place in vessels that are the finest and by nature most critical in the body, as well as in cords and bones that are both many and dense, the condition is most persistent and intractable.

The same things are of benefit in this disease as in arthritis. It too is long and painful, but not mortal. If pain remains as a sequela in the large toes, cauterize the vessels of the toe a little above the knuckle; burn with raw flax.

32. You must treat jaundice as follows: soften the body from the outside with hot baths; moisten the cavity and the bladder thoroughly, and give the diuretics described above. If the condition is severe, after you have cleaned out the patient's head have him drink a medication that cleans bile downwards; then give diuretics.

Ἡ δὲ νοῦσος γίνεται ὅταν χολὴ κινηθεῖσα ὑπὸ τὸ δέρμα τράπηται.

33. Ταῦτα¹ ἐπιστάμενος, ἀνὴρ ἰδιώτης οὐκ ἂν ὁμοίως ἐμπίπτει εἰς ἀνήκεστα νοσήματα. ἅ² εἴωθεν ἀπὸ σμικρῶν προφασίων μεγάλα καὶ πολυχρόνια γίνεσθαι.

Καὶ ὅσα μὲν σίτων ἢ ποτῶν ἐχόμενά ἐστιν, ἢ ῥυφημάτων ἢ φαρμάκων, ὅσα ὀδύνης εἶνεκα δίδονται, ἀκίνδυνά ἐστιν ἅπαντα ἃ δεῖ³ προσφέρειν, ἔαν κατὰ τὰ γεγραμμένα προσφέρῃς. ὅσα δὲ καθαίρει τῶν φαρμάκων χολὴν ἢ φλέγμα, ἐν τούτοισιν οἱ κίνδυνοι γίνονται καὶ αἱ αἰτίαι τοῖσι θεραπεύουσι· φυλάσσεσθαι οὖν χρὴ ταῦτα μάλιστα.

Ταῦτα μὲν ὅσα κατὰ κοιλίην γίνεται νοσήματα, πλὴν περὶ⁴ ἐμπύων καὶ φθινόντων καὶ τῶν γυναικείων· ταῦτα δὲ χωρὶς γεγράφεται.

34. Φύματα πάντα ὅσα φύεται, ὑπὸ φλέγματος ἢ αἵματος φύεται. εἰ γὰρ ὑπὸ φλέγματος⁵ . . . ὅταν ὑπὸ τραύματος ἢ πτώματος ἀθροισθῇ.

246 Συμφέρι δὲ τούτων, τὰ μὲν καταπλάσσοντα καὶ φάρμακα πιπίσκοντα διαχεῖν, τὰ δὲ καταπλάσσοντα πεπαίνειν. καὶ διαχεῖ⁶ μὲν τῶν καταπλασμάτων ὅσα θερμὰ ἔοντα ὑγραίνει, καὶ μὴ σπᾶ ἔς ἑωυτά· πεπαίνει⁷ δὲ ὅσα | θερμαίνοντα συνάγει. ὅταν δὲ τμηθῇ, ἢ αὐτόματον ῥαγῇ.⁸

¹ M adds δὲ.

² Θ: δ' M.

³ Θ: ἀεὶ M.

⁴ περὶ Θ M²;

AFFECTIONS

Jaundice arises when bile that has been set in motion invades beneath the skin.

33. Through understanding these things, a layman will be less likely to fall into incurable diseases that tend, from minor provocations, to become serious and chronic.

Of the foods, drinks, gruels or medications given against pain, all that you have to administer are safe, if you administer them as prescribed. But medications that clean bile or phlegm are a source of danger, and of blame for the person treating; thus, with these especially, care must be taken.

These are the diseases that arise in the cavity, except for patients that suppurate internally, consumptives, and diseases of women, which will be described separately.¹

34. All tubercles that form do so because of phlegm or blood. For if, because of phlegm . . . when they gather because of a wound or a fall.

Some tubercles it benefits to disperse by applying plasters and having the patient drink medications, others it helps to bring to maturity with plasters. Those plasters disperse which, being hot, moisten and do not attract; those mature which collect by heating. When tubercles are incised or

¹ The author may be referring to any number of Hippocratic works. Ermerins (II. LVII ff.) identifies this *Internal Suppuration* (Περὶ ἐμπύων) with *Diseases I* 11–22.

I would prefer τῶν.
here. ⁶ M: -χεῖν Θ.

⁵ There seems to be a lacuna
⁷ Θ: -νειν M. ⁸ Θ adds ῆ.

ΠΕΡΙ ΠΑΘΩΝ

φαρμάκῳ ἀνακαθαίρειν τὸ πύον.¹ ὅταν δὲ πυοροῦντα παύσῃται, ὡς ἔλκος ἰᾶσθαι.

35. Λέπρη καὶ κνισμὸς καὶ ψώρα καὶ λειχῆνες καὶ ἀλφὸς καὶ ἀλώπεκες ὑπὸ φλέγματος γίνονται. ἔστι δὲ ταῦτα ἀεικέα² μᾶλλον ἢ νοσήματα.

Κηρίον καὶ χοιράδες καὶ φύγετρα³ καὶ δοθιῆνες καὶ ἄνθρακες⁴ ὑπὸ φλέγματος φύεται.

36. Τουτοῖσι τοῖσι φαρμάκοισιν ἀποκαθαίροντα ὧδε χρῆσθαι· ὅσοι μὲν χολώδεές εἰσι, διδόναι ὑφ' ὧν χολὴ καθαίρεται· ὅσοι δὲ φλεγματώδεες, ὑφ' ὧν φλέγμα. [ὅσοι δὲ μελαγχολῶσιν, ὑφ' ὧν μέλαινα χολή· τοῖς δὲ ὕδρωπιῶσιν, ὑφ' ὧν ὕδωρ.]⁵ ὅσα δὲ δίδονται φάρμακα ποτὰ καὶ μὴ καθαίρει⁶ μήτε χολὴν μήτε φλέγμα, ὅταν ἐς τὸ σῶμα ἐσέλθῃ τὴν δύναμιν αὐτὰ παρέχεσθαι δεῖ ἢ ψύχοντα ἢ θερμαίνοντα ἢ ξηραίνοντα ἢ ὑγραίνοντα ἢ συνάγοντα ἢ διαχέοντα. ὅσα δὲ⁷ ὑπνον ποιεῖ· ἀτρεμίην δεῖ τῷ σώματι παρέχειν τὸ φάρμακον.

37. Ὅταν δὲ ἐπὶ νοσέοντα ἀφίκη, ἐπανέρεσθαι⁹ χρὴ ἅ πάσχει, καὶ ἐξ ὅτου, καὶ πυσταῖος, καὶ τὴν κοιλίην εἰ διαχωρέει, καὶ διαίτην ἥντινα διαιτᾶται, καὶ ἐνθυμέεσθαι πρῶτον μὲν τὸ νόσημα

¹ Θ: ὑγρόν M.

² Θ: αἰσχος M.

³ Θ: φύγεθλα M.

⁴ Θ: ἄνθραξ M.

⁵ Del. Artelt.

⁶ Θ: -ειν M.

⁷ M: δεῖ Θ.

⁸ Θ: αἵματι M.

⁹ Θ: ἐπανερωτᾶν M.

¹ W. Artelt (*Studien zur Geschichte der Begriffe Heilmittel und Gift*, Leipzig, 1937, 87) deletes these two

AFFECTIONS

break open spontaneously, clean the pus out completely with a medication; when they stop producing pus, treat them in the same way as an ulcer.

35. Lepra, prurigo, psora, lichen, alphas, and alopecia arise because of phlegm. These are disfigurements rather than diseases.

Favus, scrofula, panus, boils, and anthraces are formed as the result of phlegm.

36. In cleaning, employ medications according to the following principle: when patients are bilious, give medications that clean out bile; when they are phlegmatic, give medications that clean out phlegm. [When they are melancholic, give medications that clean out dark bile; when they suffer from dropsy, give medications that clean out water.]¹ Medicinal drinks that are not given to clean out bile or phlegm must, when they enter the body, exercise their faculty by cooling, warming, drying, moistening, collecting or dispersing. A medication that brings about sleep must provide the body with calm.

37. When you come to a patient, you must question him thoroughly about what he is suffering, in consequence of what, for how many days, whether his cavity has passed anything, and what regimen he is following. Consider first whether the disease

clauses because they contain the sole reference in the treatise to the humours "dark bile" and "water", in contradiction to the two-humour theory expounded in chs. 1 and 37, and otherwise followed.

πότερον ἀπὸ χολῆς ἢ φλέγματος γεγένηται ἢ ἀμφοτέρα, καὶ τοῦτο εὖ εἰδέναι ὅτι ἀνάγκη ἔχει ὥστε ὑπὸ τούτων τοῦ ἐτέρου ἢ ἀμφοτέρων γίνεσθαι. ἔπειτα πότερον ὑγρασίας ἢ ξηρασίας χρήζει, ἢ τὰ μὲν τοῦ σώματος ξηρασίας, τὰ δὲ ὑγρασίας. ἔπειτα τὴν νοῦσον, εἴτε ἄνω δεῖ θεραπεύειν, εἴτε κάτω, εἴτε διὰ τῆς κύστιος, καὶ εἴτε αὐξεται ἢ νοῦσος εἴτε μαραίνεται, εἴτε τελευτᾷ, εἴτε μεταπίπτει εἰς ἐτέραν νοῦσον.

248 38. Τοὺς τρωματίας λιμοκτονέειν, καὶ ἐκ τῆς κοιλίης ὑπάγειν τὰ ἐνεόντα, ἢ ὑποκλύζοντα ἢ φάρμακον κάτω διδόντα, καὶ πίνειν | ὕδωρ καὶ ὄξος καὶ ρυφεῖν ὕδωρ. τὰ φλεγμαίνοντα ψύχειν καταπλάσμασι· τὰ δὲ καταπλάσματα εἶναι ἢ σεῦτλα ἐφθὰ ἐν ὕδατι, ἢ σέλινον, ἢ ἐλαίης φύλλα, ἢ συκῆς φύλλα, ἢ ἀκτῆς φύλλα ἢ βάτου, ἢ ροιῆς γλυκεῖης· ἐφθοῖς μὲν τούτοισι χρήσθαι. ὠμοῖσι δὲ ράμνου φύλλοισιν, ἢ ἄγνου, ἢ ἐλελισφάκου, ἢ τιθυμάλλου, ἢ γληχῶ χλωρῆν, ἢ πράσα, ἢ σέλινον, ἢ κόριον, ἢ ἰσάτιος φύλλα. ἦν δὲ μηδὲν τούτων ἔχης μήτε ἄλλο μηδὲν κατάπλασμα, ἄλφιτον φυρήσας ὕδατι ἢ οἴνω κατάπλασαι. τοσοῦτον δὲ χρόνον τὰ καταπλάσματα ὠφελείει, ἐφ' ὅσον¹ ἂν χρόνον ψυχρότερα ἢ ἢ τὸ ἔλκος· ὅταν δὲ ἢ θερμότερα ἢ ὁμοίως θερμά, βλάπτει.

Τὰ λιπαρὰ πρὸς τὰ φλεγμαίνοντα οὐ συμ-

¹ ἐφ' ὅσον Θ: ὁπόσον M.

AFFECTIONS

has arisen from bile or from phlegm or from both, and have full confidence that it must be because of these, either one or both of them. Then, see whether the patient has need of moisture or dryness, or whether one part of the body needs dryness and another part moisture. Finally, determine whether you must treat the disease upwards or downwards or via the bladder, and whether the disease is increasing, diminishing, ending or changing into some other disease.

38. Treat persons suffering from wounds by having them abstain from food, by administering an enema or giving a medication to evacuate the contents downwards from their cavity, and by having them drink water and vinegar, and take watery gruel. If the wound is inflamed, cool it with plasters; let the plasters be made from beets boiled in water, or celery, or olive leaves, or fig leaves, or leaves of elder or bramble, or sweet pomegranate; apply these boiled. Raw, use buckthorn, chastetree, salvia or spurge leaves, green pennyroyal, leeks, celery, coriander, or woad leaves. If you do not have any of these, nor any other plaster, mix meal in water or wine and apply this as a plaster. Such plasters are of benefit only as long as they are colder than the wound; when they are warmer or equally warm, they do harm.

Fat substances are of no benefit to wounds that

φέρει, οὐδὲ πρὸς τὰ ἀκάθαρτα, οὐδὲ πρὸς τὰ ση-
πόμενα· ἀλλὰ πρὸς μὲν τὰ φλεγμαίνοντα, ψυχρά,
πρὸς δὲ τὰ ἀκάθαρτα καὶ σηπόμενα, δριμέα καὶ
ὅσα δῆξιν παρεχόμενα καθαίρει. ὅταν δὲ σαρκο-
φυῆσαι βούλη, τὰ λιπαρὰ καὶ τὰ θερμὰ μᾶλλον
ξυμφέρει, πρὸς ταῦτα γὰρ ἡ σὰρξ θάλλει.

39. † "Ὅσοις¹ ἄνθρωποι σίτοισιν ἢ ποτοῖσιν
ὑγιαίνοντες ἐς δίαιταν χρῶται, ἐκ τούτων χρή-
των παρεόντων χρῆσθαι πρὸς τοὺς νοσέοντας
σκευάζοντα² καὶ ψυχρὰ καὶ θερμὰ καὶ ὑγρὰ καὶ
ξηρὰ· ἐκ μὲν ψυχρῶν θερμὰ, καὶ θερμὰ ἔκ μὴ
θερμῶν, καὶ ξηρὰ ἐκ μὴ ξηρῶν, καὶ τὰ λοιπὰ
κατὰ τὸν αὐτὸν τρόπον. ἀπορέειν δὲ οὐ³ χρή,
250 οὐδὲ τοῖσι | παρεοῦσι μὲν μὴ δύνασθαι, τὰ ἀπόντα
δὲ ζητοῦντα μηδὲν ὠφελείην τὸν κάμνοντα οἶον
τε εἶναι.⁵ εὐρήσεις δέ, ἣν ὀρθῶς σκοπήσης,⁶ ἔξω
τούτων οἷσι⁷ πρὸς τὸν νοσέοντα χρῶνται, ὀλίγα.†

40. Ῥυφήματα τάδε⁸ ἐν τῆσι νούσοισι πάσῃσι
διδόναι· πτισάνην, κέγχρον, ἄλητον, χόνδρον.
τούτων ὅσα μὲν πρὸς⁹ διαχώρησιν, λεπτὰ διδόναι
καὶ διεφθότερα, καὶ γλυκύτερα ἢ ἄλυκώτερα ἢ
θερμότερα· ὅσα δὲ ἐς ἰσχὺν ἢ ἀνακομιδὴν, παχύ-
τερα καὶ λιπαρώτερα καὶ μετρίως ἐφθά.

Ποτοῖσι δὲ χρῆσθαι, ἣν μὲν ὑπάγειν ἐθέλης
τὴν κοιλίην καὶ τὴν κύστιν, γλυκὺν οἶνον ἢ μελί-

¹ Potter: ὅσοι Θ: ὁπόσοις M. ² M: -ζονται Θ. ³ Θ adds
μῆ. ⁴ οὐ eras. M. ⁵ Θ adds χρή. ⁶ Θ: σκοπέης M.
⁷ M: τοῖσι Θ. ⁸ Θ: δ' M. ⁹ Θ: ἐς M.

AFFECTIONS

are inflamed, or to those that are unclean and suppurating; rather, it is cold substances that clean inflammations, and sharp irritating substances that clean wounds that are unclean and suppurating. When you wish to promote the growth of tissue, fat and warm substances are more useful, since tissue thrives on these.

39. Of the foods or drinks that people employ in their regimen when they are in a state of health, for the ill you must use whichever are available, preparing cold, hot, moist and dry; instead of cold, hot, and hot instead of not hot; dry instead of not dry, and the rest according to the same fashion. You must not be at a loss, or incapable with those available to help the patient, instead demanding ones not available. You will gain few, if you investigate carefully, outside the ones people use for the ill person.¹

40. Give the following gruels in all diseases: barley, millet, flour, or spelt. Gruels that are laxative give thin and more thoroughly boiled, also more sweet, salty or hot; those that strengthen or restore give thicker, richer, and moderately boiled.

As for drinks, if you wish to evacuate the cavity and bladder, use sweet wine or melicrat; if you wish

¹ The text of this whole chapter is very doubtful. Where the Greek seems not to offer any clear sense, I have translated word for word.

κρητον· ἢ δὲ στύφειν, αὐστηρόν, λεπτόν, λευκόν, ἕδαρέα· ἢν δὲ ἐς ἰσχύν, αὐστηρόν μέλανα. ὅσοι τὸν οἶνον πίνουσιν ἀνηλεῶς, τούτοις διδόναι ἅ γέγραπται ἐν τῇ Φαρμακίτιδι ποτὰ σκευαζόμενα.

41. Τοῖσι φαρμακοποτέουσι διδόναι μετὰ τὴν κάθαρσιν, τοῖσι μὲν πυρέσσουσιν, ἢ φακὸν ἢ κέγχρον λεπτόν ἢ πτισάνης χυλόν· διδόναι δὲ πτισάνην μὲν καὶ κέγχρον ὡς κοῦφα ὄντα, χόνδρον δὲ ὡς ἰσχυρότερον τούτων,¹ καὶ ἄλητον ὡς ἰσχυρότατον πάντων.² φακὸν δὲ ὡς³ εὐώδεα σκεύασαι, καὶ ὀλίγον δεύτερον διδόναι ὡς καὶ κοῦφον ρόφημα καὶ εὐκάρδιον ἄνω· παραμίσγειν δὲ ἢ ἅλας ἢ μέλι καὶ κύμινον καὶ ἔλαιον τῷ⁴ φακῷ, ἢ χλόης γλήχωνος καὶ ὄξους⁵ ὀλίγον. τοῖσι δὲ ἀπυρέτοις ἄρτου καθαροῦ τὸ ἔσωθεν ἐνθρύψας ἐν ζωμῷ, ἢ μᾶζαν καὶ τέμαχος ἐφθόν, ἢ κρέας οἶδος ὡς νεωτάτης, ἢ ὄρνιθος, ἢ σκύλακος ἐφθά, ἢ τεῦτλα ἢ κολοκύντην ἢ βλίτον· καὶ μετὰ τὸ σιτίον πίνειν οἶνον εὐώδεα.⁶ παλαιόν, λευκόν, ἕδαρέα.

252 42. Ὅσοις λούεσθαι μὴ συμφέρει, ἀλείφειν οἶνω καὶ ἐλαίῳ θερμῷ, καὶ ἐκμάσσειν διὰ τρίτης.

43. Ὅταν κοιλίην ὑγραίνειν ἀπὸ σιτίων ἀσθενέουτος ἐθέλης, διδόναι μᾶζαν καὶ ὄψα, θαλασ-

¹ Littré: ἰσχυρότατον πάντων ΘΜ. ² Littré: ἰσχυρότατον τούτων

Θ: ἰσχυρότερον τούτων Μ. ³ ὡς om. Μ. ⁴ Θ: τῷδε Μ.

⁵ Littré: ὄξος ΘΜ. ⁶ Θ: οἰνώδεα Μ.

AFFECTIONS

to contract the body, use a light dry white wine diluted; if you wish to give strength, use a dry dark wine. To those who are harmed by drinking wine give the prepared drinks recorded in the *Medication Book*.

41. To persons that have drunk a medication, if after the cleaning they have fever, give lentils, thin millet or barley-water; give the barley-water and millet as light drinks, spelt as stronger than these, and flour as the strongest of all; prepare the lentils so that they are savoury, and give a small amount a second time, since it is a light gruel and pleasant to the upper region about the cardia; add cummin, oil and either salt or honey to the lentils, or a little green pennyroyal and vinegar. If the patients do not have fever give the inner part of a loaf of white bread crumbled into soup, or barley-cake and a slice of boiled fish, or meat of very young lamb, fowl or puppy, these boiled, or beets or gourd or blites; after the meal let them drink dilute fragrant old white wine.

42. Persons whom it does not benefit to wash, anoint every second day with warm wine and oil, and wipe dry.

43. When you wish to moisten a patient's cavity by means of foods, give barley-cake and, as main-

οίων μὲν τεμάχη ἐφθὰ ἐν ὑποτρίμματι, κρέας¹ δὲ οἶος ὡς νεωτάτης, ἢ ἐρίφου, ἢ σκύλακος, ἢ ὄρνιθος ἐφθά, καὶ τεῦτλα ἢ² βλίτα ἢ λάπαθα ἢ κολοκύντην, ἢν ὥρη ἤ. λάχανα δέ σοι εἶναι³ σέλινα καὶ ἄνηθα καὶ ὠκιμα· καὶ τὸν οἶνον μελιχρόν, παλαιόν, λευκόν, ὑδαρέα.

Ὅταν δὲ ξηραίνης τὸ σῶμα, διδόναι ἄρτον, καὶ ὄψα ὀπτὰ καὶ ξηρά, καὶ θερμότερα ταῦτα πάντα· κρεῶν τὰ μέλα ὅσα σαρκώδη, ἰχθύων τοὺς πετραίους, λάχανα πηγανον ἢ θύμον ἢ ὀρίγανον, τὸν δὲ οἶνον μέλανα αὐστηρόν. σκευάζειν δὲ τὰ ὄψα ἄλσι καὶ κυμίνῳ, καὶ τοῖς ἄλλοις ἀρτύμασιν ὡς⁴ ἐλαχίστοις χρῆσθαι.

Ὅταν δ' ἀνακομίσαι ἐκ νούσου θέλης, διδόναι τὰ μὲν ἄλλα τὰ αὐτά, ἃ καὶ ὅταν διυγραίνης τὴν κοιλίην, τὰ δὲ κρέα ἀντὶ τῶν γαλαθηνῶν ἰσχυρότερα, καὶ ἀντὶ τῶν κυνείων ὀρνίθεια καὶ λάγεια, καὶ τούτων ἕνια ὀπτὰ καὶ τῶν κρεῶν καὶ τῶν ἰχθύων καὶ ἐσκευασμένα ὡς ἄριστα.

Ὅπόσοις τῶν νοσημάτων ξηρασίη συμφέρει, μονοσιτίη συμφέρει, καὶ τὰ σιτία καὶ τὰ ποτὰ ἐλάσσω τελείειν ἢ ὥστε πλήρη εἶναι, καὶ ταῦτα ἐκπονεῖν, καὶ περιπατεῖν, καὶ κοιμᾶσθαι ὡς ἐλάχιστα. ὅσοις δὲ ὑγρασίη, μὴ ἀσιτέειν, καὶ τοῦ σίτου καὶ τοῦ ποτοῦ μὴ ἐνδεᾶ εἶναι, μηδὲ πονεῖν, καὶ κοιμᾶσθαι ὅσ' ἂν ἐθέλη.

¹ Θ: κρέα Μ.² Μ: καὶ Θ.³ σοι εἶναι om. Μ.⁴ Μ: οἷς Θ.

AFFECTIONS

dishes, slices of seafoods in a mixed dish, meat of very young lamb, kid, puppy or fowl, these boiled, and beets, blites, docks or gourd if they are in season. Let your vegetables be celery, dill and basil, and your wine a dilute old honeyed white.

To dry the body give bread and roasted dry main-dishes, all quite hot; of meats give the fleshiest parts, of fish those of the rocks, of vegetables rue, thyme or marjoram, and as wine a dry dark one. Prepare the main-dishes with salt and cummin, but employ other seasonings as little as possible.

When you wish to build up a patient after a disease, give the same things as to moisten the cavity, but strong meats rather than those of young animals, and fowl and hare rather than dog; let these, both the meat and the fish, be roasted and very well prepared.

In diseases where dryness benefits, it is best for the person to eat only once a day, to consume less foods and drinks than would fill, to work these off by taking walks, and to sleep as little as possible. Where moistness benefits, it is best not to fast or lack for food or drink, not to be subject to exertions, and for the person to sleep as much as he wants.

44. Ὅσων ἐπιθυμέουσιν οἱ κάμνοντες ἢ σιτίων ἢ ὕψων ἢ ποτῶν, ὑπαρχέτω ταῦτα, ἦν μὴ τι μέλλη τῷ σώματι βλάβος ἔσεσθαι.

Ὅταν ἢ σιτίων ἢ ποτῶν προστιθέναι ἄρξη ἢ ἀφαιρέειν, κατ' ὀλίγον χρή καὶ τὰς προσθέσιας¹ ποιέεσθαι καὶ τὰς ἀφαιρέσιας.

Ὅσοι σιτία ἱκανὰ οἰοί τέ εἰσι τελεῖν, ῥυφήματα μὴ διδόναι· ἀποκλείει γὰρ τοῦ σίτου· ὅσοι δὲ μὴ οἰοί τε, τούτοισι διδόναι.

Ἦν δέ τι διδόναι ἐθέλης κομιδῆς ἕνεκα, διδόναι χόνδρον ἢ πτισάνην πυρίνην· ταῦτα γὰρ τῶν ῥυφημάτων ἰσχυρότερα·² καὶ διδόναι μετὰ τὸ δεῖπνον.

45. Τὰ φάρμακα, ὅσα ποτὰ καὶ ὅσα πρὸς τὰ τραύματα προσφέρεται, μαυθάνειν³ ἄξιον παρὰ παντός· οὐ γὰρ ἀπὸ γνώμης ταῦτα εὐρίσκουσιν οἱ ἄνθρωποι, ἀλλὰ μᾶλλον ἀπὸ τύχης, οὐδέ τι⁴ οἱ χειροτέχνηται μᾶλλον ἢ οἱ ἰδιῶται. ὅσα δὲ ἐν τῇ τέχνῃ τῇ ἰητρικῇ γνώμῃ εὐρίσκεται, ἢ περ⁵ σίτων ἢ φαρμάκων, παρὰ τῶν οἴων τε διαγινώσκειν τὰ ἐν τῇ τέχνῃ μαυθάνειν χρή, ἢ τι θέλης μαυθάνειν.

46. Μετὰ τὰ ῥυφήματα διδόναι τὸν σίτον τοῖσιν ἀσθενέουσιν· ἐπιπίνειν δὲ οἶνον εὐώδεα.⁶

¹ M adds καὶ.

² Θ: -ότατα M.

³ M adds χρή.

⁴ M: οὐδ' ὅτι Θ.

⁵ Θ: ἢ περι M.

⁶ Θ: οἰνώδεα M.

AFFECTIONS

44. Let the cereals, main-dishes or drinks that patients set their heart on be granted unless they are likely to be injurious to the body.

When you are beginning to add foods or drinks or to withdraw them, you must make the addition or the withdrawal a little at a time.

To patients able to take an adequate amount of food do not give gruel, for it turns them away from food; but to those that are not able to take food, give gruel.

If you wish to give something restorative, give spelt or wheat gruel, as these are among the stronger gruels; give them after dinner.

45. About medications that are drunk or applied to wounds it is worth learning from everyone: for people do not discover these by reasoning but by chance, and experts not more than laymen. But whatever is discovered in medicine by reasoning, whether about foods or about medications, you must learn from those that have discernment in the art, if you wish to learn anything.

46. After gruels, give food to patients; then have them drink fragrant wine. Before the foods and

πρὸ δὲ τῶν σιτίων καὶ ποτῶν ἢ ῥυφημάτων¹ . . . καὶ μετὰ ταῦτα² ὅ τι ἂν σοι δοκῆ. τοῖς ἀσθενέουσιν ἐσορῶν τὸ σῶμα καὶ τὴν ψυχὴν προσφέρειν καὶ τὸ σιτίον καὶ τὸ ποτόν· μάλιστα γὰρ οὕτως ὠφελέονται.

256 47. Καὶ³ τῶν σιτίων, ἃ δύναμιν ἕκαστα ἔχει, τεκμαίρεσθαι χρὴ ἀπὸ τῶν φανερῆν τὴν δύναμιν ἐχόντων,⁴ ὅσα ἢ φῦσαν ἢ δῆξιν ἢ πλη|σμονὴν ἢ ἐρευγμὸν παρέχει ἢ στρόφον, ἢ διαχωρέει ἢ μὴ διαχωρέει, καὶ φανερά ἐστιν⁵ ὅτι ταῦτα ἐργάζονται. ἀπὸ τούτων χρὴ τὰ ἄλλα σκοπεῖν· ἔχει γὰρ τὰ⁶ ἕκαστα τῶν ἐδεσμάτων, διότι⁷ ὠφελείη καὶ βλάβη· ἀλλὰ τὰ μὲν φανερώτερὰ⁸ ἐστιν ἐργαζόμενα ἃ ἐργάζεται, τὰ δὲ ἀμυδρότερα.

Τὰ σίτα καὶ τὰ ὄψα σκευάζειν καὶ διδόναι τοῖς ἀσθενούουσιν, ὑφ' ὧν μήτε φῦσα ἔσται, μήτε ὀξυρεγμῆ, μήτε στρόφος, μήτε λίην διαχωρέει, μήτε λίην ξηραίνεται. ταῦτα δὲ γίνεται ὡδε· ὅσα μὲν ἢ κοιλίη κρατέει, καὶ τὸ σῶμα αὐτὰ ἀναδέχεται, ταῦτα μὲν οὔτε φῦσαν παρέχεται οὔτε στρόφον. ἢν δὲ μὴ ἢ κοιλίη κρατῆ, ἀπὸ τούτων καὶ φῦσα καὶ στρόφος καὶ τὰλλα τὰ τοιαῦτα γίνεται.

¹ The text of this whole chapter is doubtful. My punctuation makes the first and third sentences understandable, but requires the assumption of a lacuna in the second.

² καὶ μετὰ ταῦτα om. Θ.

³ Καὶ om. M.

⁴ Θ: παρεχομένων M.

⁵ ἐστιν om. M.

⁶ τὰ om. M.

⁷ M adds καὶ.

⁸ Θ: -τατα M.

AFFECTIONS

drinks, or gruels . . . and after that whatever you think suitable. Administer both food and drink to patients in accordance with their body and their spirit; for in this way they are helped most.

47. About foods, all of which have some faculty, you must judge on the basis of those that have an evident faculty, for example, those that produce flatulence, irritation, fullness, belching, or colic, or those that pass off below or do not pass off, being clearly seen to do these things. Beginning with these, you must go on to examine the others; for each food has some faculty by which it helps or harms, although some are more evident in doing what they do, while others are more obscure.

Prepare and give to patients cereals and main-dishes from which there will be neither flatulence, oxyrygmia nor colic, and that will neither pass off too much nor dry too much. This occurs as follows: whichever foods the cavity masters and the body accepts produce neither flatulence nor colic; those, however, that the cavity does not master produce flatulence, colic and the rest of those sorts of things.

Κοῦφα¹ τῶν σιτίων καὶ τῶν ὄψων καὶ τῶν ποτῶν, ὅσα μέτρια ἐσιόντα ἐς τὸ σῶμα ἢ ὀλίγω πλείω τῶν μετρίων, μήτε πλήρωσιν παρέχει, μήτε στρόφον, μήτε φῦσαν, μήτε ἄλλο τῶν τοιούτων μηδέν· καὶ πέσσεται τάχιστα, καὶ πεσσόμενα διαχωρεῖ· καὶ ἀνὰ πᾶσάν τε ἡμέρην ἐσιόντα ἐς τὴν κοιλίην ἀλυπότατά ἐστι,² καὶ ὅταν διὰ παλαιοῦ ἐσέλθῃ. βαρέα δέ, ὅσα μέτρια τελεύμενα ἢ ἐλάσσω τῶν μετρίων, πλήρωσιν καὶ πόνον παρέχει. καθ' ἡμέρην δέ³ μηδὲ οἶόν τε ἐσθίειν αὐτὰ μηδὲ πίνειν, ἀλλὰ πόνον παρέχει. διὰ χρόνου δέ ἦν⁴ τις αὐτὰ ἢ πίνῃ ἢ ἐσθίῃ, καὶ οὕτω πόνον παρέχει, καὶ οὐ διαχωρεῖ ἀνὰ λόγον.

Ἐς ὑγιεινήν δὲ ἄριστα, ὅσα ὀλίγα⁵ ἐσιόντα αὐτάρκη ἐστὶ καὶ λιμοῦ καὶ δίψους ἄκος εἶναι· καὶ πλείστον χρόνον τὸ σῶμα αὐτὰ δέχεται. |
258 καὶ διαχωρεῖ κατὰ λόγον. ἐς ἰσχὺν δὲ ἄριστα, ὅσα σάρκα φύει⁶ πλείστην καὶ πυκνοτάτην, καὶ τὸ αἷμα παχύνει, καὶ διαχωρεῖ κατὰ λόγον τῶν ἐσιόντων, καὶ τὸ σῶμα πλείστον χρόνον ἀναδέχεται.

Τὰ λιπαρὰ καὶ πίονα καὶ τυρώδη καὶ μελιτώδεα⁷ καὶ τὰ σησαμοῦντα ὀξυρεγμίνην μάλιστα

¹ (·): -ότατα M.

² M: ἔσται (·).

³ καθ' ἡμέρην δέ Littre: καὶ

μὴ τελέειν) ΘM

⁴ Potter: ἀν (·): αὐ· M.

⁵ (·): ὀλίγιστα M.

⁶ φύει om. Θ.

⁷ καὶ μελιτώδεα om. Θ.

AFFECTIONS

Light cereals, main-dishes and drinks are ones that, on entering the body in moderate amounts or slightly more than moderate, produce neither fullness, colic, flatulence, nor any other of those kinds of things; that are digested very rapidly and, on being digested, pass off below; that entering the cavity daily are most harmless, and also when they enter at greater intervals. Heavy are ones that, when consumed in moderate amounts or less than moderate, produce fullness and distress; these it is not possible to eat or drink daily because they produce pain: if a person drinks or eats them over a period of time, even in that case they produce pain and do not pass off as they should.

The best foods for health are ones that, entering in a small quantity, are sufficient in themselves to satisfy both hunger and thirst; the body accepts them at most times, and they pass off as they should. For strength the best are those that produce the greatest amount of and the densest flesh, that thicken the blood, that pass off in the stools in proper measure of their ingestion, and that the body accepts at most times.

In particular, it is foods that are rich and fat and contain cheese, honey and sesame that produce

παρέχει καὶ χολέρην καὶ στρόφον καὶ φῦσαν καὶ πλησμονήν. ποιεῖ δὲ τοῦτο τὸ αὐτὸ καὶ ὅταν τις πλείω καταφάγη ἢ πίη ἢ ὅσα οἴη τε πέψαι ἢ κοιλίη. τοῖς ἀσθενέουσιν ἦν μὲν κατὰ λόγον τῆς νούσου καὶ τοῦ σώματος διδῶς ἂ ἂν διδῶς, ὑπαναλίσκει τὸ σῶμα, καὶ οὔτε ἐνδεές ἐστιν οὔτε πλήρες· ἦν δὲ ἀμαρτάνης τοῦ καιροῦ ἢ ἐπὶ τὰ ἢ ἐπὶ τὰ.¹ βλάβος ἐπ' ἀμφότερα. ὅσα τῶν ὄψων ἢ τῶν σίτων ἢ τῶν ποτῶν τὸ σῶμα ἀναδέχεται μάλιστα, ἀπὸ τούτων οὔτε στρόφος γίνεται οὔτε φῦσα οὔτε ὀξυρεγμία· ὅταν γὰρ ἐς τὴν κοιλίην ἐσέλθῃ,² ἀπ' αὐτοῦ σπᾶ τὸ σῶμα τὸ ἐπιτήδειον ὄν.³ καὶ ἀσθενέστερον ἤδη τὸ λοιπὸν ἀνάγκη εἶναι, ὥστε στρόφον ἢ φῦσαν ἢ ἄλλο τι τῶν τοιούτων ἐν τῇ κοιλίῃ μὴ ποιῆσαι.

48. Τῶν οἴνων οἱ γλυκεῖς καὶ αὐστηροὶ καὶ μελιχροὶ καὶ παλαιοὶ τὴν κοιλίην ὑπάγουσι μάλιστα καὶ⁴ διουρέονται καὶ τρέφουσι, καὶ οὔτε φῦσαν παρέχουσιν οὔτε στρόφον οὔτε πλησμονήν.

49. Κρεῶν τὰ δῖεφθα καὶ ἔξοπτα ἀσθενέστερα⁵ μὲν πρὸς τὴν ἰσχὺν ἀμφότερα, ἐς δὲ τὴν διαχώρησιν τὰ μὲν δῖεφθα ἐπιτήδεια, τὰ δὲ ὀπτὰ στασιμώτερα· τὰ δὲ μετρίως ἔχοντα καὶ ἐψήσιος καὶ ὀπτῆσιος μετρίως καὶ ἐς τὴν ἰσχὺν ἔχει καὶ ἐς τὴν διαχώρησιν· τὰ δὲ ἐνωμότερα πρὸς μὲν τὴν

¹ ἐπὶ τὰ ἢ ἐπὶ τὰ Coray in Littre: ἔπειτα ΘΜ.

² Θ adds τὰ.

³ τὸ ἐπιτήδειον ὄν Μ: ἐπιτήδειον * * * * Θ.

⁴ Θ adds οὐ.

⁵ Θ: ἀσθενέα Μ.

AFFECTIONS

oxyrygmia, cholera, colic, flatulence and fullness. The same also result when a person eats or drinks a greater quantity than his cavity is able to digest. If you make your administrations to patients in accordance with their disease and their body, the body will consume the foods in due course and be neither in want nor overfull; if, however, you miss the right measure either in the one direction or in the other, in both cases harm will be done. From the main-dishes, cereals and drinks that the body accepts best there arise neither colic, flatulence, nor oxyrygmia; for when one of these comes into the cavity, the body draws out of it what is suitable to itself, and what remains must by this very fact be weaker and so not produce colic, flatulence or anything else of that sort in the cavity.

48. Of wines the sweet dry honeyed and aged are the most laxative, diuretic, and nourishing, and these do not produce flatulence, colic or fullness.

49. Of meats both the well-boiled and the well-roasted are too weak to give strength, the well-boiled being suitable as laxatives, the well-roasted tending more towards constipation; meats boiled or roasted moderately are of moderate strength and

ισχὺν ἐπιτήδεια, πρὸς δὲ τὴν διαχώρησιν οὐκ ἐπι-
τήδεια.

260 50. Τῶν σιτίων καὶ τῶν ποτῶν ἃ προσφορώ-
τατα ἐν¹ τῷ σώματι καὶ μάλιστα αὐτάρκη καὶ ἐς
τροφὴν καὶ ἐς ὑγιείην, ἀπὸ τούτων τῶν αὐτῶν,
ὅταν τις αὐτοῖς μὴ ἐν τῷ καιρῷ χρῆται ἢ πλείωσι
τοῦ καιροῦ, αἴ τε νοῦσοι καὶ ἐκ τῶν νούσων οἱ θά-
νατοι γίνονται. τὰ δὲ ἄλλα σιτία καὶ ποτὰ ὅσα
μὴ τοιαύτην δύναμιν ἔχει, σμικρὸν μὲν τι ὠφε-
λέει, ἢν τις καὶ πάντα αὐτοῖς ἐν καιρῷ χρέηται,
σμικρὰ δὲ καὶ βλάπτει· ἐπ' ἀμφότερα δὲ ἐστὶν
ἀσθενέα, ὥστε καὶ ἀγαθόν τι ποιῆσαι καὶ ὥστε
καὶ κακόν. ἐστὶ δὲ τῶν σιτίων καὶ ποτῶν ἃ ταύ-
την τὴν δύναμιν ἔχει τάδε, ἄρτος, μᾶζα, κρέα,
ἰχθύες, οἶνος, τούτων μέντοι τὰ μὲν μᾶλλον, τὰ
δὲ ἦσσαν.

51. Ὅσοι ξηρὴν δίαιταν διαιτῶνται, τούτοις
μὴ σὺν τῷ σίτῳ τὸ ποτὸν διδόναι, ἀλλὰ μετὰ τὸ
σιτίον, διαλιπὼν πολὺν χρόνον. καὶ οὕτω μὲν ξη-
ρὴ ἢ ἰκμᾶς ἀπὸ ξηρῶν τῶν σιτίων γινομένη τὸ
σῶμα² ξηραίνει· ἢν δὲ ἅμα τῷ σίτῳ πίνῃ, νοτιω-
τέρῃ³ ἢ τροφὴ ἐοῦσα ὑγρότερον τὸ σῶμα ποιέει.
ἄρτος ὁ θερμὸς καὶ τὰ κρέα τὰ θερμὰ αὐτὰ ἐφ'
ἑαυτῶν ἐσθιόμενα ξηραίνει· ἢν δὲ ἢ⁴ ξὺν ὑγρῷ

¹ ἐν om. M.

² Foes (n. 46 corpus Cornarius): τῷ σίτῳ Θ:

τῷ σιτίῳ M.

³ Θ: νοτερωτέρῃ M.

⁴ ἢ om. M.

AFFECTIONS

moderately laxative; rarer meats are suitable for strengthening but not as laxatives.

50. If the foods and drinks that are most nourishing to the body and most sufficient for nourishment and health are employed at an inopportune moment or in an excessive amount, diseases result and, from the diseases, deaths. Those foods and drinks, however, that lack such strength provide little benefit, even if consumed together and at the right moment, but also do little harm; in both directions they are weak: to do good, and to do harm. The foods and drinks that possess the strength mentioned are bread, barley-cake, meats, fish and wine, some of them, of course, more, and others less.

51. To persons employing a drying regimen do not give any drink with their meals, but only later, after waiting a good long time. In this way the dry emanations arising from the dry foods will dry the body; if, however, a person takes drink with his meal, the food becomes moister and so makes the body moister. Hot bread and hot meats, if eaten alone, dry; but, if you give them together with a

διδῶς ἢ ἐπιπίνῃ¹ παραχρήμα ἐπὶ τῷ σίτῳ, οὐ
ξηραίνει.

52. Ὁ ἄρτος καθαρῶν τῶν ἀλεύρων ἐς ἰσχὺν
καὶ κομιδὴν συμφορώτερος ἢ ἀνέρικτος, καὶ
πρόσφατος ἢ ἔωλος, καὶ τῶν ἀλεύρων² προσ-
φάτων ἢ παλαιότερων. τὰ ἄλφιστα ἀβρέκτων³
τῶν κριθῶν περιχύδα ἐπιτισμένων ἰσχυρότερα ἢ
βεβρεγμένων, καὶ πρόσφατα παλαιότερων.⁴ καὶ
ἡ μᾶζα προπεφυρημένη ἰσχυροτέρη ἢ μὴ προ-
262 πεφυ|ρημένη.

Οἶνος διαχεόμενος καὶ⁵ ἀποψυχόμενος καὶ δι-
ηθεόμενος λεπτότερος καὶ ἀσθενέστερος γίνεται.

Τὰ κρέα τὰ μὲν ἐφθά, ἢν μὲν δῖεφθα ποιήσης,
ἀσθενέστερα καὶ κουφότερα, τὰ δ' ὀπτά, ἢν
ἔξοπτα· καὶ τὰ παλαιὰ⁶ ἐξ ὄξους ἢ ἀλῶν, ἀσθενέ-
στερα καὶ κουφότερα τῶν προσφάτων.

Τὰ δὲ⁷ ἀσθενῆ τῶν σιτίων καὶ τὰ κοῦφα τὴν
μὲν κοιλίην οὐ λυπείει οὐδὲ τὸ σῶμα, διότι οὐκ
ἀνοιδέει θερμαινόμενα οὐδὲ πληροῖ, ἀλλὰ πέσσε-
ται ταχὺ καὶ πεσσόμενα διαχωρεῖ. ἢ δὲ ἰκμάς
ἀπ' αὐτῶν τῷ σώματι ἀσθενῆς γίνεται, καὶ οὔτε
αὔξην οὔτε ἰσχὺν ἀξίην λόγου παρέχει. τὰ δὲ
ἰσχυρὰ τῶν σιτίων ἀνοιδέει τε ὅταν ἐς τὴν κοι-
λίην ἐσέλθῃ, καὶ πλήρωσιν παρέχει· καὶ πέσσεται

¹ Potter: -ειν ΘΜ. ² Θ adds ἦ. ³ K² (= Par. Graec.

21-45, 15th cent.), Littré: ἀποβρεχωιν ΘΜ. ⁴ Θ: ἡ παλαιότερα Μ.

⁵ Μ: ἦ Θ. ⁶ Μ: λ**πὰ Θ. ⁷ δὲ om. Μ.

AFFECTIONS

liquid, or the patient drinks immediately after eating them, they do not dry.

52. Bread made from fine wheat-meal strengthens and restores better than that from unground meal, fresh bread more than day-old, and bread made from freshly ground meal more than that from older meal. Barley meal that has not been soaked but peeled by being sprinkled is stronger than barley meal that has been soaked, and fresh it is stronger than when it is too old. Barley-cakes mixed a time before baking are stronger than those that are not.

Wine poured from one vessel into another, chilled and strained becomes thinner and weaker.

Boiled meats, if you boil them well, are weaker and lighter, as are roasted meats if you roast them well; meats aged in vinegar or salt are weaker and lighter than fresh ones.

Foods that are weak and light neither distress the cavity or the body, since they do not swell up on being heated, nor do they fill, but rather they are quickly digested and, being digested, pass off in the stools. The emanation from them in the body is weak and does not produce any growth or strength to speak of. Strong foods, on the other hand, swell up when they enter the cavity and produce fullness; they are digested more slowly, and pass off below

μὲν σχολαίτερον καὶ διαχωρεῖ· ἡ δὲ ἰκμᾶς ἀπ' αὐτῶν ἰσχυρὴ καὶ ἀκήρατος προσγινομένη ἰσχὺν τε παρέχει τῷ σώματι πολλὴν καὶ αὔξην.

Κρεῶν κουφότατα ἐς τὸ σῶμα κύνεια καὶ ὀρνίθια καὶ λαγῶα τὰ¹ δῖεφθα· βαρέα δὲ τὰ βόεια καὶ τὰ χοίρεια· μετριώτατα δὲ πρὸς τὴν φύσιν καὶ ἐφθὰ καὶ ὀπτὰ καὶ ὑγιαίνουσι καὶ ἀσθενέουσι τὰ μῆλεια. τὰ δὲ ὕεια ἐς εὐεξίην μὲν καὶ ἰσχὺν ποιοῦσι καὶ γυμναζομένοις ἀγαθὰ, ἀσθενέουσι δὲ καὶ ἰδιώτησιν ἰσχυρότερα. καὶ τὰ θηρία τῶν ἡμέρων κουφότερα ἐστὶ, διότι καρπὸν οὐχ ὅμοιον ἐσθίει. διαφέρει δὲ τὰ κρέα τῶν κτηνέων καὶ ὅσα καρπὸν ἐσθίει καὶ ὅσα μὴ ἐσθίει. καὶ ὁ καρπὸς οὐ τὸ αὐτὸ ἅπασιν ποιεῖ, ἀλλ' ὁ μὲν πυκνὴν τε τὴν σάρκα τοῦ ἱερείου παρέχει καὶ ἰσχυρὴν, ὁ δὲ ἀραιὴν τε καὶ ὑγρὴν καὶ ἀσθενέα.

264 Ὡς | μὲν τὸ σύμπαν κοῦφον ἰχθύες εἰρησθαι ἔδεσμα καὶ ἐφθοὶ καὶ ὀπτοί, καὶ αὐτοὶ ἐφ' ἑαυτῶν καὶ μεθ' ἑτέρων σιτίων. αὐτοὶ δὲ ἑαυτῶν διαφέρουσι· καὶ οἱ μὲν λιμναῖοι καὶ πόντες καὶ ποτάμιοι βαρύτεροι, οἱ δὲ ἀκταῖοι κουφότεροι, καὶ ἐφθοί² ὀπτῶν κουφότεροι.

Τούτων τὰ μὲν ἰσχυρὰ διδόναι, ὅταν ἀνακομίσει τινὰ βούλη, τὰ δὲ κοῦφα, ὅταν ἰσχυρὸν δέη ἢ λεπτὸν ποιῆσαι.

¹ τὰ om. M.

² Θ: δῖεφθοι M.

AFFECTIONS

later; the emanation accrued from them, being strong and pure, gives the body great strength and growth.

The lightest meats for the body are well-boiled dog, fowl and hare; heavy are beef and pork; most moderate in their nature, for both the healthy and the sick, are boiled and roasted mutton. Pork is good for creating top condition and strength in labourers and athletes, but too strong for the sick or even normal person. Game has lighter flesh than domestic animals because the two do not eat the same fruit: the meat of animals varies according to whether or not they eat fruit; and fruit does not have the same effect in them all, but in one case makes the animal's flesh dense and strong, in another case rarified, moist and weak.

On the whole, fish are agreed to be a light food, both boiled and baked, and both alone and together with other foods. They vary one from another: those of the marsh and river and the fat ones are heavier, while those of the shore are lighter; fish boiled are lighter than when baked.

Give strong foods when you wish to restore a patient, light ones when you must make him lean and thin.

53. Τὸ λουτρὸν τὸ θερμόν, τὸ μὲν μέτριον μαλάσσει τὸ σῶμα καὶ αὐξίει· τὸ δὲ πλείον τοῦ καιροῦ τὰ μὲν ξηρὰ τοῦ σώματος διυγραίνει, τὰ δὲ ὑγρὰ ἀποξηραίνει· καὶ τὰ μὲν ξηρὰ ὑγραίνόμενα ἀσθενείην καὶ λιποθυμίην παρέχει, τὰ δὲ ὑγρὰ ξηραίνόμενα ξηρασίην καὶ δίψος.

54. Λαχάνων σκόροδα καὶ ἐφθὰ καὶ ὀπτὰ καὶ διουρητικὰ καὶ ὑποχωρητικὰ καὶ πρὸς τὰ γυναικεῖα σύμφορα. κρόμμυα ἐς τὰ οὔρα ἐπιτήδεια· ὁ γὰρ ὀπὸς δριμύτητά τινα παρέχει ὥστε διαχωρεῖν. τούτοις ὦδε χρῆσθαι, ἀλλὰ τοῖς ἀσθενέουσι μὴ προσφέρειν. σέλινα ἐφθὰ καὶ ὦμὰ διουρητικά· καὶ τῶν σελίνων τὰ ἔλαια τῶν ἡμέρων¹ πλείω ἔχει δύναμιν. κορίαννον καὶ εὐκάρδιον καὶ διαχωρητικόν, καὶ ἐφθὸν καὶ ὦμόν. ὠκιμον καὶ ὑγρὸν καὶ ψυχρὸν καὶ εὐκάρδιον.² πράσα τὰ μὲν ἐφθὰ καὶ διουρητικὰ καὶ διαχωρητικά, ὦμὰ δὲ καυματώδη καὶ φλεγματώδη. ῥοιὴ κομιστικὸν καὶ φλεγματώδες, καὶ σὺν μὲν τῷ πυρῆνι στάσιμον, ἄνευ δὲ τοῦ πυρῆνος διαχωρητικόν.

55. Τὰ θερμὰ τῶν σιτίων ξηρὰ μὲν ἴστησι, τὸ γὰρ ὑγρὸν τὸ ἐν τῇ κοιλίῃ ἀναξηραίνει, ὑγρὰ δὲ ὄντα, διυγραίνοντα τῇ θερμότητι ὑπάγει. τὰ δὲ στρυφνὰ ξηραίνει καὶ ξυνάγει³ τὸ σῶμα καὶ
 266 στά|σιμα· τὰ ὀξέα λεπτύνει, δῆξιμ ἐμποιέοντα· τὰ ἀλμυρὰ διαχωρεῖ καὶ διουρέεται· τὰ λιπαρὰ

¹ M adds ἄ.

² M: εὐκαρπον Θ.

³ M: ὑπ-Θ.

AFFECTIONS

53. The hot bath, when employed in moderation, softens the body and increases it; when used to excess, it moistens the dry parts of the body, and dries out the moist ones; when the dry parts are moistened, it brings on weakness and fainting; when the moist parts are dried, they produce dryness and thirst.

54. Of vegetables the garlic, both boiled and baked, is diuretic and laxative and promotes menstruation. Onions are diuretic because their juice possesses a certain acridness that makes urine flow; use garlic and onions for this purpose, but do not administer them to the ill. Celery, both boiled and raw, is diuretic; meadow-celery has more strength than the cultivated variety. Coriander, both boiled and raw, is both pleasant to the cardia and laxative. Basil is moist, cool and pleasant to the cardia. Leeks, when boiled, are diuretic and laxative; raw, they heat and promote phlegm. The pomegranate strengthens and promotes phlegm; administered with its stones it is constipating, but without the stones it is laxative.

55. Hot foods, if dry, are constipating, since they dry out the moisture in the cavity; but if moist, they moisten with their heat, and promote evacuation. Sour foods dry, contract the body, and constipate; sharp ones thin the body by causing irritation; salty ones are laxative and diuretic; those that

ΠΕΡΙ ΠΑΘΩΝ

καὶ τὰ πύονα καὶ τὰ γλυκέα ὑγρασίην μὲν καὶ φλέγμα παρέχει, κομιστικὰ δέ.

Κολοκύνθη καὶ τεύτλα καὶ βλίτα καὶ λάπαθα τῇ ὑγρότητι διαχωρητικά ἐστι· κράμβη δὲ ἔχει τινὰ¹ δριμύτητα ἐς τὸ διαχωρέειν, καὶ ἅμα ἔγχυλος² τυρὸς καὶ σήσαμα καὶ ἀσταφίς, κομιστικὰ καὶ φλεγματούδεα.

Γλυκεῖς οἶνοι καὶ μελιηδεῖς καὶ κομιστικοὶ καὶ οὐρητικοὶ³ καὶ φλεγματούδεις· οἱ δὲ αὐστηροὶ ἐς ἰσχὺν καὶ ξηρασίην ἐπιτήδειοι· οὐρητικοὶ δὲ καὶ τῶν αὐστηρῶν ὅσοι λεπτοί τε καὶ παλαιοὶ καὶ λευκοί.

Ἐλαιον καὶ ὅσα τοιαῦτα, κομιστικὰ καὶ φλεγματούδεα.

56. Λαχάνων τῶν ἐφθῶν διαχωρεῖ, ὅσα φύσει ὑγρότατά ἐστιν ἢ δριμύτητα ἢ θερμότητα ἔχει· διδόναι δὲ ταῦτα <ἄ>⁴ σύμφορά ἐστιν ἐς ἀφοδον καὶ⁵ χλιερώτερα καὶ τακερώτερα.

57. Σίκκος πέπων καὶ διουρητικὸς καὶ διαχωρητικὸς καὶ κοῦφος. ὁ δ' ἕτερος ψύξιν τε παρέχει καὶ δίψος παύει. τροφή δὲ ἀπὸ οὐδετέρου αὐτῶν γίνεται εἰ μὴ λεπτή τις, οὐδὲ φλαῦρον ἀπ' οὐδετέρου οὐδὲν⁶ ὅ τι καὶ ἄξιον λόγου.

58. Τὸ μέλι σὺν μὲν ἑτέροις ἐσθιόμενον καὶ τρέφει καὶ εὐχροίαν παρέχει, αὐτὸ δὲ ἐφ' ἑωυτοῦ

¹ Θ adds καί. ² Potter: -λον Θ: εὔχυμος M. ³ Θ: δι- M.
⁴ Potter. ⁵ καὶ om. M. ⁶ οὐδὲν om. M.

AFFECTIONS

are fat, rich, and sweet promote moistness and phlegm, and strengthen.

The gourd, beets, blites and docks are laxative on account of their moistness; cabbage has a certain sharpness that promotes evacuation, and at the same time it is succulent; cheese, sesame and raisins strengthen and promote phlegm.

Sweet and honeyed wines strengthen and promote urine and phlegm; dry wines are suited to promote strength and dryness; among dry wines the thin aged whites are also diuretic.

Olive oil and the like strengthen and promote phlegm.

56. Laxative among boiled vegetables are the naturally very moist or those possessing some acridness or heat; give laxative vegetables quite warm and soft.

57. The common melon is diuretic, laxative and light; the cucumber cools and stops thirst; no nourishment comes from either of them, or at most very little, nor any harm worth speaking of.

58. Honey eaten together with other foods nourishes and promotes good colour, but alone it thins

λεπτύνει μᾶλλον ἢ κομίζει, καὶ γὰρ διουρέεται καὶ διακαθαίρεται μᾶλλον τοῦ μετρίου.

268 59. Τὰ διαχωρητικὰ θερμαινόμενα ἐν τῇ κοιλίῃ θερμαίνεται τε ταχὺ καὶ θερμαινόμενα μαραίνεται καὶ τήκεται· καὶ τὴν διαχώρησιν διὰ τοῦτο ταχείαν παρέχει. ὅσα δὲ στάσιμα τῶν σιτίων, καὶ θερμαίνεται τε βραδέως καὶ θερμαινόμενα ξηραίνεται καὶ συνίσταται, καὶ διὰ τὸ τοιοῦτο περίσκληρα γινόμενα οὐ διαχωρέει. τὰ διαχωρητικὰ ἔγχυλά τέ ἐστι καὶ φύσει θερμά, τὰ δὲ οὐρητικὰ ψυχρὰ καὶ ξηρά.

60. Ὁ σίτος καὶ ὁ οἶνος διαφέρουσι μὲν καὶ αὐτοὶ ἐωυτῶν φύσει ἐς ἰσχὺν καὶ ἀσθενείην καὶ κουφότητα καὶ βαρύτητα. διαφέρει δὲ καὶ χώρα χώρας ἐξ ὁποίης ἂν ᾖ, καὶ εὐῦδρος ἐοῦσα καὶ ἄνυδρος, καὶ εὐήλιος καὶ παλίνσκιος, καὶ ἀγαθὴ καὶ φλαύρη. ὥστε ἅπαντα ταῦτα συμβάλλεται ἐς τὸ ἰσχυρότατα² τῶν σιτίων εἶναι ἕκαστα καὶ ἀσθενέστερα.

61. Ὅσοι ὑγιαίνοντες ἀρτοφαγέειν εἰώθασιν, ταῦτα διδόναι τούτοις καὶ ἐν ταῖς νούσοις.

Ὅταν ἢ σίτα ἢ ποτὰ πλείω τοῦ εἰωθότος ᾖν μὴ τὰ εἰωθότα τελέσῃ, ἀπεμέσαι³ παραχρῆμα ἄριστον.

Ὅπώρη καὶ ἀκρόδρυα διὰ τόδε μετὰ τὸ σιτίον

¹ τε and καὶ om. M.

² Θ: -τερα M.

³ M: -ση Θ.

AFFECTIONS

more than it strengthens, since it passes off excessively in the urine and the stools.

59. Laxative foods, on being heated in the cavity, heat up quickly and, once heated, waste and melt away; for this reason, they bring about a rapid movement. Foods that constipate are heated slowly and, on being heated, dry up and congeal: this is why they become very hard and do not pass off. Laxatives are succulent and warm by nature; diuretics are cold and dry.

60. Cereals and wines differ even among themselves in their nature with regard to strength and weakness, and to lightness and heaviness; also, the places where they grow differ, one place being well-watered and another unwatered, one sunny and another thickly shaded, one favourable and another indifferent; thus it follows that all these factors contribute to each kind of food's being stronger or weaker.

61. To persons accustomed to eat breads when they are healthy give the same in diseases.

When a person consumes foods or drinks in greater amounts than is his habit, or of a different kind, it is best for him to vomit them up immediately.

Fruits and nuts are less injurious after the meal

ἀλυπότερά¹ ἐστὶ καὶ ὑγιαίνουντι καὶ ἀσθενέοντι· ὅτι βεβρωκότος μὲν ὀλίγην² ἀπ' αὐτῶν ἰκμάδα σπᾶ τὸ σῶμα, ἣν δὲ νῆστις ἐσθίῃ, πλείω.

Ὅσα τῶν σιτίων ἢ φῦσαν ἢ καῦμα ἢ δῆξιον ἢ πλησμονὴν ἢ στρόφον παρέχει· ὁ οἶνος ὁ ἐπιπινώμενος ὁ ἄκρητος ἀπαλλάσσει τῶν τοιούτων· τὸ γὰρ σῶμα διαθερμαινόμενον ὑπὸ τοῦ οἴνου ἀπαλλάσσεται τὰ ἐνεόντα θερμότητι.

270 Ἀπὸ τῶν σιτίων τε καὶ τῶν ποτῶν³ τῶν ὁμοίων ἐνίοτε | μὲν διαταράσσεται ἡ κοιλίη, ἐνίοτε δὲ ἴσταται, ἐνίοτε δὲ κατὰ λόγον διαχωρεῖ. διότι δὲ ταῦτα οὕτως ἔχει· πρῶτον μὲν ἡ κοιλίη ὅταν ὑγροτέρῃ ἐοῦσα καὶ ὅταν ξηροτέρῃ ὑποδέξηται τὸ σιτίον διαφθείρει· ἔπειτα ὅταν μεταβολὴ γένηται εἴτ' ἐκ ψύξεως⁴ εἰς θάλπος, εἴτ' ἐκ θάλψιος⁵ ἐς ψῦχος, διαφθείρει. ὥστε ἀνάγκη τὴν κοιλίην ἀπὸ τῶν αὐτῶν σιτίων καὶ ποτῶν δι' αὐτὰ ταῦτα καὶ μαλακωτέραν γίνεσθαι καὶ σκληροτέραν.

Τῶν σίτων καὶ τῶν ποτῶν καὶ τῶν ὄψων, πλὴν ἄρτου καὶ μάζης καὶ κρεῶν καὶ ἰχθύων καὶ οἴνου καὶ ὕδατος, τᾶλλα πάντα λεπτὰς μὲν καὶ ἀσθενέας [καὶ]⁶ τὰς ὠφελείας παρέχει ἐς τὴν αὔξησιν καὶ τὴν ἰσχὺν καὶ ἐς τὴν ὑγιείαν· λεπτὰ δὲ καὶ ἀσθενέα καὶ τὰ κακὰ ἀπ' αὐτῶν γίνεται.

¹ Θ: λυπηρότερα M.

² ὀλίγην om. M.

³ M adds καὶ.

⁴ Θ: -χεος M.

⁵ Θ: -πεος M.

⁶ Del. Littré.

AFFECTIONS

in both the healthy and the sick, for the following reason: because, in a person that has eaten, the body attracts little emanation¹ from them, whereas if someone eats them in a fasting state, it attracts more.

Foods that produce flatulence, heat, irritation, fullness or colic: unmixed wine drunk afterwards provides relief; for the body, being heated through by the wine, is relieved of its contents as a result of this heat.

From the same foods and drinks the cavity is sometimes set in motion, sometimes stands still, and sometimes functions as it should. This is so for the following reasons: first, if the cavity is either too moist or too dry when it receives the meal, it spoils it; or then again, when a change occurs from cold to hot or from hot to cold, the same thing happens. Thus it follows that the cavity may become both softer and harder from the same foods and drinks.

All cereals, drinks, and main-dishes except bread, barley-cake, meat, fish, wine and water provide little and weak support for growth, strength and health; but little and weak, too, are the ills that come from them.

¹ The process of digestion is here imagined as occurring through the active absorption by the body of certain particularly potent or characteristic components of the food passing off as "emanations". Cf. chs. 51 and 52.

ΠΕΡΙ ΠΑΘΩΝ

Ὅσους τῶν νοσεόντων μὴ συνεχῶς οἱ πυρετοὶ ἔχουσιν, ἀλλὰ διαλείποντες λαμβάνουσι, τούτοις τὰ σιτία δίδοναι μετὰ τὴν λήψιν, τεκμαιρόμενος ὡς μὴ ἔτι¹ νεοβρῶτι ὁ πυρετὸς ἐπιπεσεῖται, ἀλλὰ ἤδη πεπεμμένων τῶν σιτίων.

Οἶνος καὶ μέλι κάλλιστα κέκριται² ἀνθρώποις, πρὸς τὴν φύσιν, καὶ ὑγιαίνουσι καὶ ἀσθενοῦσι. σὺν καιρῷ καὶ μετριότητι προσφερόμενα· καὶ ἀγαθὰ μὲν αὐτὰ ἐφ' ἑωυτῶν, ἀγαθὰ δὲ συμμισγόμενα, τὰ δ' ἄλλα ὅσα τε καὶ ἀξίην λόγου ὠφελείην ἔχει.

Ὅσα ὑγιαίνουσι σύμφορα, ταῦτα ἐν ταῖς νούσοις προσφερόμενα ἰσχυρότερα ἔστι, καὶ δεῖ³ αὐτῶν ἀφαιροῦντα τὴν ἀκμὴν δίδοναι· ἢ οὐ φέρει αὐτὰ τὸ σῶμα, ἀλλὰ βλάπτει μᾶλλον ἢ ὠφελείει.


¹ Θ: ἐπὶ M. ² Later mss, Ermerins: κέκρηται ΘM.
Littre. ³ Θ: δι' M.

AFFECTIONS

To patients with fevers that are not continuous but intermittent, give meals after the attack, watching carefully to make sure that fever does not attack a person that has just eaten, but only when his meal has been digested.

Wine and honey are held to be the best things for human beings, so long as they are administered appropriately and with moderation to both the well and the sick in accordance with their constitution; they are beneficial both alone and mixed, as indeed is anything else that has a value worth mentioning.

Things beneficial to persons in health are too strong if administered in diseases, and you must give them only with their major strength removed; otherwise the body cannot stand them, and they will harm rather than help.



DISEASES I

INTRODUCTION

Many terms from *Diseases I* are to be found in the Hippocratic glossaries of Erotian and Galen, and there is a possibility that the work was already known to the medical glossator Bacchius of Tanagra in the second century B.C.¹ One of the Galenic glosses includes a short quotation from the text:

ἀμαλῶς: weakly, which can be the same as moderately, as in *Internal Suppuration*: "people praise him ἀμαλῶς". . . .²

From this passage and the following two out of his Hippocratic commentaries, it would appear that Galen preferred the title *Internal Suppuration* (Περὶ ἐμπύων) to *Diseases I* for the treatise, although the latter was obviously in general use:

Thus, in the preface of the work <not> rightly entitled *Diseases I*, it is written that fever inevitably follows a chill. . . .³

¹ See Wittern pp. LX–LXIII.

² Kuhn XIX. 76. Galen's text is quite different from ours (*Diseases I* 8), but close enough to allow confident identification; cf. Wittern p. 117 n. 1.

³ Kuhn XVII(1). 276 = CMG V 10.1 p. 138. The reference is to *Diseases I* 4.

DISEASES I

It is also stated in *Diseases I*, not properly so entitled, which begins: "Anyone who wishes to ask correctly about healing, and, on being asked, to reply"¹

In support of the title *Diseases I* are the following: first, if my argument elsewhere² is correct, this treatise was *Diseases I* for Erotian; second, a papyrus of the second century A.D. uses the title *Diseases I*:

και εν τω πρω[τω]
[π]ερ[ι] νοουσω[ν] οτα[ν] λε[γ]η αι μεν ουν
[νο]υσοι γιγνον[ται η]μι[ν] απα
[σα]ι των μεν [εν τω σωματι εν]³ . . .

finally, Caelius Aurelianus ascribes the opinion that venesection is beneficial in cases of bleeding to "Hippocrates, writing in *On Diseases*",⁴ a reference to *Diseases I* 14.

Diseases I can be divided into two parts. The first (1-10) consists of general remarks on the medical art meant, according to the first chapter, to

¹ Kühn XVIII(1). 513.

² Potter (op. cit. vol. VI p. 5) 55 ff.

³ Pap. gr. 26 Strasb. 16-19. See J. Jouanna, "Un nouveau témoignage sur la collection hippocratique: P. gr. inv. 26, col. III, de Strasbourg" *Zeitschr. f. Papyrologie u. Epigraphik* 8, 1971, 147-60.

⁴ *Chronic Diseases II* 184, ed. I. E. Drabkin. Chicago, 1950, 686.

DISEASES I

prepare the reader to be able to state and defend his views. Despite the use of the terms "rebut" and "in your rebuttal", which would suggest a rhetorical disputation, the author's concentration on the actual material discussed, rather than on techniques of argumentation, and the candidness with which he handles many difficult aspects of medical practice indicate that the discussion intended is a professional one. Of the topics announced in the first chapter, most, but not all, appear in chapters 2-10. The second part of *Diseases I*, which has as its subjects internal suppurations (11-22) and the acute diseases pleurisy, pneumonia, ardent fever and phrenitis (23-34), concentrates exclusively on the aetiology and pathogenesis of these conditions.

The relationship between the two parts of *Diseases I* has been the subject of much scholarly debate.¹ The following points seem clear:

The transition from chapter 10 to chapter 11 is abrupt.

The subject matter and the purpose of the two parts is fundamentally different.

The basic theory of disease in the two parts is compatible, if not identical.

¹ E.g. Littré (VI. 138) and Wittern (pp. LXXI ff.) hold them to be the complementary general and special parts of a textbook of pathology. Ermerins (II. LVI f.) and Fuchs (II. 377), on the other hand, claim that they have nothing to do with one another.

DISEASES I

The style and vocabulary of the two parts have much in common.¹

Diseases I is included in the two renaissance works devoted to the Hippocratic books on Diseases:

Hippocratis Coi de morbis libri quatuor Georgio Pylandro interprete. . . . Paris, 1540.

Commentaria in Hippocratis libros quatuor de morbis luculentissima . . . Petri Salii Diversi. Frankfurt, 1602.

Much more recently, R. Wittern has subjected the treatise to a very thorough study, and it is upon her text and commentary that the present edition for the most part depends:

Renate Wittern, *Die hippokratische Schrift De morbis I, Ausgabe, Übersetzung und Erläuterungen*, Hildesheim/New York, 1974.
(= Wittern)

¹ See Ermerins II. LVIII.

ΠΕΡΙ ΝΟΥΣΩΝ Α

VI 140
Littre

1. Ὅς ἂν περὶ ἰήσιος ἐθέλη ἐρωτᾶν τε ὀρθῶς καὶ ἐρωτώμενος ἀποκρίνεσθαι καὶ ἀντιλέγειν ὀρθῶς, ἐνθυμείσθαι χρὴ τάδε. πρῶτον μὲν, ἀφ' ὧν αἱ νοῦσοι γίνονται τοῖσιν ἀνθρώποισι πᾶσαι· ἔπειτα δέ, ὅσα ἀνάγκας ἔχει τῶν νοσημάτων ὥστε ὅταν γένηται εἶναι ἢ μακρὰ ἢ βραχέα ἢ θανάσιμα ἢ μὴ θανάσιμα ἢ ἔμπηρόν τι τοῦ σώματος γενέσθαι ἢ μὴ ἔμπηρον· καὶ ὅσα, ἐπὴν γένηται, ἐνδοιαστά, εἰ' κακὰ ἀπ' αὐτῶν ἀποβαίνει ἢ ἀγαθὰ· καὶ ἀφ' ὁποίων νοσημάτων ἐς ὅποια μεταπίπτει· καὶ ὅσα ἐπιτυχίῃ ποιέουσιν οἱ ἰητροὶ θεραπεύοντες τοὺς ἀσθενέοντας καὶ ὅσα ἀγαθὰ ἢ κακὰ οἱ νοσέοντες ἐν τῆσι νούσοισι πάσχουσι· καὶ ὅσα εἰκασίῃ ἢ λέγεται ἢ ποιεῖται ὑπὸ τοῦ ἰητροῦ πρὸς τὸν νοσέοντα, ἢ ὑπὸ τοῦ νοσέοντος πρὸς τὸν ἰητρόν· καὶ ὅσα ἀκριβῶς ποιέεται ἐν τῇ τέχνῃ καὶ λέγεται, καὶ ἅ τε ὀρθὰ ἐν αὐτῇ καὶ ἅ μὴ ὀρθὰ· καὶ ὅτι αὐτῆς ἢ ἀρχῇ ἢ τελευτῇ ἢ μέσον ἢ ἄλλο τι ἀποδεδειγμένον² τῶν τοιούτων· ὅτι καὶ ὀρθῶς ἔστιν ἐν αὐτῇ εἶναι ἢ μὴ εἶναι· καὶ τὰ σμικρὰ καὶ

· Littre: ἢ ΘΜ. ² Littre places ἀποδ. after ὀρθως; cf. ch. 9.

DISEASES I

1. Anyone who wishes to ask correctly about healing, and, on being asked, to reply and rebut correctly, must consider the following: first, whence all diseases in men arise. Then, which diseases, when they occur, are necessarily long or short, mortal or not mortal, or permanently disabling to some part of the body or not, and which other diseases, when they occur, are uncertain as to whether their outcome will be bad or good. From which diseases there are changes into which others. What physicians treating patients achieve by luck. What good or bad things patients suffer in diseases. What is said or done on conjecture by the physician to the patient, or by the patient to the physician. What is said and done with precision in medicine, which things are correct in it, and which not correct. What starting point of medicine, or end, or middle, or any other feature of this kind has been demonstrated; what truly does or does not exist in medicine¹: the small and the large, the many and

¹ The clause ὅ τι καὶ ὁρθῶς ἐστὶν ἐν αὐτῇ εἶναι ἢ μὴ εἶναι has traditionally been taken as referring backward: I find that this interpretation (e.g. Wittern: *dessen Existenz in ihr dann auch gesichert ist oder nicht*) makes little sense, and thus prefer to understand the clause in connection with the words that follow it.

τὰ μεγάλα, καὶ τὰ πολλὰ καὶ τὰ ὀλίγα· καὶ ὅ τι ἅπαν ἐστὶν ἐν αὐτῇ [ἐν καὶ πάντα],¹ καὶ ὅ τι ἐν· καὶ τὰ ἀνυστὰ νοῆσαί τε καὶ εἰπεῖν καὶ ἰδεῖν καὶ ποιῆσαι, καὶ τὰ μὴ ἀνυστὰ μῆτε νοῆσαι μῆτε εἰπεῖν μῆτε ἰδεῖν μῆτε ποιῆσαι· καὶ² ὅ τι εὐχειρίη ἐν αὐτῇ, καὶ ὅ τι ἀχειρίη· καὶ ὅ τι | καιρός, καὶ ὅ τι ἀκαιρίη· καὶ τῶν τεχνέων τῶν ἄλλων ἧσί τε ἔοικε καὶ ἧσιν οὐδὲν ἔοικε· καὶ τοῦ σώματος ὅ τι ἢ ψυχρὸν ἢ θερμὸν ἢ ἰσχυρὸν ἢ ἀσθενὲς ἢ πυκνὸν ἢ ἀραιὸν ἢ ὑγρὸν ἢ ξηρὸν· καὶ ὅσα τῶν πολλῶν ὀλίγα γίνεται, ἢ ἐπὶ τὸ κάκιον, ἢ ἐπὶ τὸ ἄμεινον· καὶ ὅ τι καλῶς ἢ αἰσchrῶς ἢ βραδέως ἢ ταχέως ἢ ὀρθῶς ἢ μὴ ὀρθῶς καὶ ὅ τι κακὸν ἐπὶ κακῷ γενόμενον ἀγαθὸν ποιεῖ, καὶ ὅ τι κακὸν ἐπὶ κακῷ³ ἀνάγκη γενέσθαι.

Ταῦτ' ἐνθυμηθέντα διαφυλάσσειν δεῖ ἐν τοῖσι λόγοισιν· ὅ τι ἂν δέ τις τούτων ἀμαρτάνῃ ἢ λέγων ἢ ἐρωτῶν ἢ ὑποκρινόμενος, καὶ ἦν πολλὰ ὄντα ὀλίγα φῆ εἶναι, ἢ μεγάλα ἐόντα⁴ σμικρά, καὶ ἦν ἀδύνατα ἐόντα δυνατὰ φῆ εἶναι, ἢ⁵ ὅ τι ἂν ἄλλο ἀμαρτάνῃ λέγων, ταύτῃ φυλάσσοντα δεῖ ἐπιτίθεσθαι ἐν τῇ ἀντιλογίῃ.

2. Αἱ μὲν οὖν νοῦσοι γίνονται ἡμῖν ἅπασαι, τῶν μὲν ἐν τῷ σώματι ἐνεόντων, ἀπὸ τε χολῆς καὶ φλέγματος, τῶν δ' ἕξωθεν, ἀπὸ πόνων καὶ

¹ Del. Wittern. ² καὶ om. Θ. ³ γενόμενον . . . κακῷ om. M.

⁴ ὀλίγα . . . ἐόντα om. M. ⁵ ἢ om. Θ.

DISEASES I

many and the few; what is all in it and what is one. What it is possible to perceive, to say, to see, and to do, and what it is not possible to perceive, to say, to see, or to do. What is dexterity in medicine, and what is awkwardness. What the opportune moment is, and what inopportunity. To which of the other arts medicine has similarities, and to which it has none. What in the body is cold or hot, strong or weak, dense or rarified, or moist or dry; which of the many become few, either for worse or for better. What is noble or base, slow or fast, correct or incorrect. Which evil, on following another evil, brings something good, and which evil follows inevitably upon some other evil.

When you have considered these questions, you must pay careful attention in discussions, and when someone makes an error in one of these points in his assertions, questions, or answers—for example, if he asserts that something that is many is few, or something large small, or claims that something impossible is possible, or errs in any other way in his statements—then you must catch him there and attack him in your rebuttal.

2. Now all our diseases arise either from things inside the body, bile and phlegm, or from things outside it: from exertions and wounds, and from

ΠΕΡΙ ΝΟΥΣΩΝ Α

τρωμάτων, καὶ ὑπὸ τοῦ θερμοῦ ὑπερθερμαίνοντος καὶ τοῦ ψυχροῦ ὑπερψύχοντος.¹

Καὶ ἡ μὲν χολὴ καὶ τὸ φλέγμα γινομένοισί τε συγγίνεται καὶ ἐνὶ αἰεὶ ἐν τῷ σώματι ἢ πλεόν ἢ ἔλασσον· τὰς δὲ νούσους παρέχει, τὰς μὲν ἀπὸ σιτίων καὶ ποτῶν, τὰς δὲ ἀπὸ τοῦ θερμοῦ ὑπερθερμαίνοντος καὶ ἀπὸ τοῦ ψυχροῦ ὑπερψύχοντος.

3. Ἀνάγκη δὲ τὰ τοιάδε ἔχει ὥστε γίνεσθαι, ὅτι ἂν² γίνηται· ἐν μὲν τοῖσι τρώμασι νεῦρα τὰ παχέα τιτρωσκομένους χωλοῦσθαι καὶ τῶν μυῶν τὰς κεφαλὰς, καὶ μάλιστα τῶν ἐν τοῖσι μηροῖσιν.
144 ἀποθνήσκειν δέ, ἢν τις ἐγκέφαλον τρωθῆ ἢ ραχίτην μυελὸν ἢ κοιλίην³ ἢ ἥπαρ ἢ φρένας ἢ κύστιν ἢ φλέβα αἰμόρροον ἢ καρδίην· μὴ ἀποθνήσκειν δὲ τιτρωσκόμενον ἐν οἷσι ταῦτα τῶν μελέων μὴ ἐνὶ ἡ τούτων προσωτάτω ἐστίν.

Τῶν δὲ νοσημάτων τὰ τοιάδε ἔχει ἀνάγκας ὥστε ὑπ' αὐτῶν ἀπόλλυσθαι, ὅταν ἐπιγένηται· φθίσις, ὕδρωψ ὑποσαρκίδιος, καὶ γυναιῖκα ὅταν ἔμβρυον ἔχουσαν περιπλευμονίη ἢ καῦσος λάβη ἢ πλευριτίς ἢ φρενίτις, ἢ ἐρυσίπελας ἐν τῆσιν ὑστέρησι γένηται.

Ἐνδοιαστὰ δὲ τὰ τοιάδε ἀπολλύναι τε καὶ μὴ· περιπλευμονίη, καῦσος, πλευριτίς, φρενίτις, κυ-

¹ M adds καὶ τοῦ ἐηροῦ ὑπερέηραίνοντος. ² ὅτι ἂν Θ: ὁκόταν M.

³ ἢ κοιλίην om. M.

DISEASES I

heat that makes it too hot, and cold that makes it too cold.

Bile and phlegm come into being together with man's coming into being, and are always present in the body in greater or lesser amounts. They produce diseases, however, partly because of the effects of foods and drinks, and partly as the result of heat that makes them too hot, or cold that makes them too cold.

3. It is inevitable, in the following conditions, for that to occur which does occur: for patients injured by wounds to the thick cords and the insertions of the muscles, especially the ones in the thighs, to become lame; if a person is wounded in the brain, spinal marrow, cavity, liver, diaphragm, bladder, blood vessel, or the heart, for him to die, but if he is wounded in areas in which these organs are not present or that are farthest from them, not to die.

The following diseases are such that, when they occur, the patient inevitably perishes from them: consumption, dropsy beneath the tissue, and when pneumonia, ardent fever, pleurisy or phrenitis befalls a pregnant woman, or if erysipelas arises in the uterus.

The following diseases are uncertain with regard to mortality: pneumonia, ardent fever, pleurisy,

νάγχη, σταφυλή, σπληνίτις,¹ νεφρίτις, ήπατίτις, δυσεντερία, γυναικί ρόος αίματώδης.

Τὰ δὲ τοιάδε οὐ θανάσιμα, ἦν μὴ τι αὐτοῖς προσγένηται· κέδματα, μελαγχολία, ποδάγρη, ισχίας, τεινεσμός, τεταρταῖος, τριταῖος, στραγγουρία, ὀφθαλμία, ἀρθρίτις, λέπρη, λειχήν.²

Ἐμπηροὶ δὲ ἀπὸ τῶνδε γίνονται· ἀπόπληκτοι μὲν καὶ χεῖρας καὶ πόδας καὶ φωνῆς ἀκρατέες καὶ παραπλήγες ὑπὸ μελαίνης χολῆς, χωλοὶ δὲ ὑπὸ ισχιάδων, ὄμματα δὲ καὶ ἀκοὴν <κατάπηροι>³ ὑπὸ φλέγματος καταστηρίξαντος.

Μακρὰ δὲ τάδε ἀνάγκη εἶναι· φθόνη, δυσεντερίην, ποδάγρην, κέδματα, φλέγμα λευκόν, ισχιάδα, στραγγουρίην, γεραιτέροισι δὲ νεφρίτιν, γυναικί⁴ δὲ ρόον αίματώδη, αίμορροΐδας, σύριγγας, καῦσος δέ, φρενίτις, περιπλευμονία, κυνάγχη, σταφυλή, πλευρίτις ταχέως κρίνει.

146 Μεταπίπτει δὲ τάδε· ἐκ πλευρί|τιδος ἐς καῦσον, καὶ ἐκ φρενίτιδος⁵ ἐς περιπλευμονίην· ἐκ δὲ περιπλευμονίης καῦσος οὐκ ἂν γένοιτο· τεινεσμός ἐς δυσεντερίην, ἐκ δὲ δυσεντερίης λειεντερία,⁶ ἐκ δὲ λειεντερίης ἐς ὕδρωπα, καὶ ἐκ λευκοῦ φλέγματος ἐς ὕδρωπα, καὶ σπληνὸς οἴδημα ἐς ὕδρωπα· ἐκ περιπλευμονίης καὶ πλευρίτιδος ἐς ἔμπυον.

¹ σπληνίτις om. Θ.

² λειχήν om. Θ.

³ Wittern.

⁴ Θ: -ξί Μ.

⁵ Μ: νεφρίτιδος Θ.

⁶ τεινεσμός . . . λειεντερία Μ:

τεινεσμός ἐκ λειεντερίης Θ.

DISEASES I

phrenitis, angina, staphylitis, splenitis, nephritis, hepatitis, dysentery, a haemorrhage in a woman.

The following diseases are not fatal unless complications develop: swellings at the joints (*kedmata*), melancholy, gout, sciatica, tenesmus, quartan fever, tertian fever, strangury, ophthalmia, arthritis, lepra, lichen.

Patients become permanently disabled because of the following: they have strokes that affect the movement of their arms and legs, they lose command over their voice, and they become paralysed as the result of dark bile; they become lame from sciaticas; and they lose their sight and hearing from phlegm being deposited.

The following diseases are inevitably long: consumption, dysentery, gout, swellings at the joints (*kedmata*), white phlegm, sciatica, strangury, nephritis in older patients, a haemorrhage in a woman, haemorrhoids, and fistulas. But ardent fever, phrenitis, pneumonia, angina, staphylitis, and pleurisy reach their crises quickly.

These changes occur: from pleurisy to ardent fever and from phrenitis to pneumonia; but ardent fever does not arise from pneumonia; from tenesmus to dysentery, from dysentery to lientery, from lientery to dropsy, from white phlegm to dropsy, and from swelling of the spleen to dropsy; from pneumonia and pleurisy to internal suppuration.

4. Τάδε ἐπὶ κακοῖσιν ἀνάγκη κακὰ γίνεσθαι· ῥίγος ἢν λάβῃ, πῦρ ἐπιλαβεῖν.¹ καὶ νεῦρον ἢν διακοπῇ μὴ ξυμφῦναι² ἐπιφλεγμῆναί τε ἰσχυρῶς· καὶ ἢν ὁ ἐγκέφαλος σεισθῇ τε καὶ πονήσῃ πληγέντος. ἄφωνον παραχρῆμα ἀνάγκη γενέσθαι, καὶ μήτε ὄρην μήτε ἀκούειν· ἢν δὲ τρωθῇ, πυρετόν τ' ἐπιγενέσθαι καὶ χολῆς ἔμετον, καὶ ἀπόπληκτόν τι τοῦ σώματος γενέσθαι, καὶ ἀπολέσθαι· ἐπιπλοῖον ἢν ἐκπέσῃ, ἀνάγκη τοῦτο ἀποσαπῆναι· κῆν αἷμα ἐκ τρώματος ἢ φλεβὸς ῥυῆ ἔς τὴν ἄνω κοιλίην, ἀνάγκη τοῦτο πύον γενέσθαι.

5. Καιροὶ δέ, τὸ μὲν καθάπαξ εἰπεῖν, πολλοὶ τ' εἰσὶν ἐν τῇ τέχνῃ καὶ παντοῖοι, ὥσπερ καὶ τὰ νοσήματα καὶ τὰ παθήματα καὶ τούτων αἱ θεραπείαι.

Εἰσὶ δὲ ὀξύτατοι μὲν, ὅσοισιν ἢ ἐκψύχουσι δεῖ τι ὠφελῆσαι ἢ οὐρῆσαι ἢ ἀποπατῆσαι μὴ δυναμένοισιν ἢ πνιγομένοισιν ἢ γυναικα τίκτουςαν ἢ τρωσκομένην ἀπαλλάξαι ἢ ὅσα τοιαῦτά ἐστιν, καὶ οὔτοι μὲν οἱ καιροὶ ὀξέες, καὶ οὐκ ἀρκέει³ ὀλίγω ὕστερον· ἀπόλλυνται γὰρ οἱ πολλοὶ ὀλίγω ὕστερον. ὁ μέντοι | καιρὸς ἐστίν, ἐπὴν πάθῃ τι τούτων ὄνθρωπος· ὅ τι ἂν τις πρὸ τοῦ τὴν ψυχὴν μεθεῖναι ὠφελήσῃ, τοῦθ' ἅπαν ἐν καιρῷ ὠφέλησεν. ἔστι μὲν οὖν σχεδὸν τι οὔτος ὁ καιρὸς καὶ ἐν

· (1): -λαμβάνει Μ.

διακοπὴν Μ.

² μὴ ξυμφῦναι Θ: σπασμόν· καὶ μήτε συμφῦναι

³ Θ: ἀρκέσει Μ.

DISEASES I

4. The following evils follow inevitably upon one another: if there is a chill, fever follows. If a cord is severed, it does not reunite, and a violent swelling supervenes. If the brain is shaken and suffers damage as the result of a blow, the patient immediately loses his speech, sight, and hearing; if the brain is wounded, fever and the vomiting of bile ensue, the patient becomes paralysed in some part of his body, and he dies. If a fold of peritoneum becomes exposed, it must putrefy. If blood flows from a wound or a vessel into the upper cavity, it must turn to pus.

5. Opportune moments in medicine, generally speaking, are many and varied, just as are the diseases and affections and their treatments.

The most acute ones are when you must help patients that are losing consciousness, that are unable to pass urine or stools, that are choking, or when you must deliver a woman that is giving birth or aborting, or in other cases like these. These opportune moments are acute, and a little later does not suffice, for a little later most patients die. The opportune moment is when a person is suffering one of the above: whatever aid anyone gives before the patient's spirit departs he gives at the opportune moment. Generally speaking, such opportune moments exist in other diseases as well,

τοῖσιν ἄλλοισι νοσήμασιν· αἰεὶ γάρ, ὅταν τις ὠφέ-
λησῃ, ἐν καιρῷ ὠφέλησεν.

Ὅσα δὲ τῶν νοσημάτων ἢ τραυμάτων μὴ εἰς
θάνατον φέρει, ἀλλὰ καίριά ἐστιν, ὀδύνας δ' ἐγγί-
νονται ἐν αὐτοῖσι, καὶ οἷά τέ ἐστιν, ἣν τις ὀρθῶς
θεραπεύῃ, παύεσθαι, τούτοισι δὲ οὐκ ἀρκέουσι γι-
νόμεναι αἱ ὠφέλειαι ἀπὸ τοῦ ἰητροῦ, ὅταν γένων-
ται· καὶ γὰρ καὶ μὴ παρεόντος τοῦ ἰητροῦ
ἐπαύσαντο ἂν.

Ἔτερα δ' ἐστὶ νοσήματα, οἷσι καιρὸς ἐστὶ θε-
ραπεύεσθαι τὸ πρῶτὸ τῆς ἡμέρης, διαφέρει δ' οὐδὲν
ἢ πάνυ πρῶτὸ ἢ ὀλίγῳ ὕστερον· ἔτερα δὲ νοσή-
ματά ἐστιν, οἷσι καιρὸς θεραπευθῆναι ἅπαξ τῆς
ἡμέρης, ὀπηνίκα δ' οὐδὲν διαφέρει· ἔτερα δὲ διὰ
τρίτης ἡμέρης ἢ τετάρτης· καὶ ἕτερα γὰρ ἅπαξ
τοῦ μηνός· καὶ ἕτερα διὰ τριῶν μηνῶν, καὶ τοῦ
τρίτου ἢ ἰσταμένου ἢ φθίνοντος, οὐδὲν διαφέρει.
τοιούτοι οἱ καιροὶ εἰσὶν ἐνίοισι, καὶ ἀκριβεῖν οὐκ
ἔχουσιν ἄλλην ἢ ταύτην.

Ἀκαιρὴ δ' ἐστὶ τὰ τοιάδε· ὅσα μὲν πρῶτὸ
δεῖ θεραπεύεσθαι ἢν μεσαμβρίῃ θεραπεύηται,
ἀκαιρῶς θεραπεύεται.¹ ἀκαιρῶς δὲ ταύτῃ, ἐπεὶ
ρόπην' ἴσχει εἰς τὸ κάκιον διὰ τὴν οὐκ ἐν καιρῷ
θεραπείην· ὅσα δὲ τάχα, ἢν τε μεσαμβρίας ἢν
150 τ' ὀψὲ ἢν τε τῆς νυκτός | θεραπεύηται, ἀκαιρῶς
θεραπεύεται· καὶ ἢν τοῦ ἡρος δέξῃ θεραπεύεσθαι,

¹ ἀκαιρῶς θεραπεύεται om. M.

² Cornarius· ῥώμην ΘΜ.

DISEASES I

for whenever a person provides help, he is helping at an opportune moment.

There are also non-mortal diseases and wounds that have opportune moments; these are diseases that involve suffering and that, if treated properly, can be made to go away; however, in this case the help the physician gives is not truly saving these patients, since the diseases would also have gone away even if no physician had been in attendance.

There are other diseases which have their opportune time for treatment early in the day, it making no difference whether very early or a little later. Other diseases have their opportune time for treatment once a day, although the particular time is unimportant, others every second or every third day, others once a month, and still others once every three months, it not mattering whether at the beginning or at the end of the third month. These are the opportune times of some diseases, and opportunity has no other kind of precision than this.

Inopportunity is as follows: if diseases that should be treated early in the day are handled at midday, they are treated inopportunately; inopportunately, since they have a turn for the worse because their treatment was not opportune. Those that should be treated immediately are treated inopportunately, if they are treated at noon, in the evening, or at night, those that should be treated in

θεραπεύηται δὲ χειμῶνος, ἢ τοῦ μὲν χειμῶνος δέη, τοῦ δὲ θέρεος θεραπεύηται· ἢ ὅ τι ἤδη δεῖ θεραπεύεσθαι, τοῦτο ἀναβάλληται, ἢ ὅ τι ἀναβάλλεσθαι δεῖ, τοῦτ' ἤδη θεραπεύηται, τὰ τοιαῦτα ἀκαίρως θεραπεύεται.

6. Ὅρθῳς δ' ἐν αὐτῇ καὶ οὐκ ὀρθῳς τὰ τοιαῦτα· οὐκ ὀρθῳς μὲν, τὴν τε νοῦσον ἐτέρην ἐοῦσαν ἐτέραν φάναι εἶναι, καὶ μεγάλην οὔσαν σμικρὴν φάναι εἶναι, καὶ σμικρὴν ἐοῦσαν μεγάλην, καὶ περιεσόμενον μὴ φάναι περιέσεσθαι, καὶ μέλλοντα ἀπολειῖσθαι μὴ φάναι ἀπολειῖσθαι, καὶ ἔμπυον ἔόντα μὴ γινώσκειν, μηδὲ νοῦσου μεγάλης τρεφομένης ἐν τῷ σώματι γινώσκειν, καὶ φαρμάκου δεόμενον, ὁποίου του δεῖ, μὴ γινώσκειν, καὶ τὰ δυνατὰ μὴ ἐξιᾶσθαι, καὶ τὰ ἀδύνατα φάναι ἐξιῆσθαι.

Ταῦτα μὲν οὖν ἐστὶ κατὰ γνώμην οὐκ ὀρθῳς, κατὰ δὲ χειρουργίην τάδε· πύον ἐν ἔλκει ἐνεὸν ἢ ἐν φύματι μὴ γινώσκειν, καὶ τὰ κατήγματα καὶ τὰ ἐκπεπτωκότα¹ μὴ γινώσκειν, καὶ μηλῶντα κατὰ κεφαλὴν μὴ γινώσκειν, εἰ τὸ ὀστέον κατήγηγε, μηδ' ἐς κύστιν αὐλίσκον καθιέντα δύνασθαι καθιέναι, μηδὲ λίθου ἐνεόντος ἐν κύστι γινώσκειν, μηδὲ πύον² διασειόντα γινώσκειν, καὶ τὰ μνοντα

¹ Θ: ἐκπτώματα M.

² Θ: μηδ' ἔμπυον ἔόντα M.

DISEASES I

the spring, if they are treated in winter, those that should be treated in winter, if they are treated in summer; if what should be treated at once is put off, or if what should be put off is treated at once: things of this sort constitute treating inopportuno-ly.

6. Correctness and incorrectness in medicine are as follows: it is incorrect to say that a disease is different from what it really is, to say that a major disease is minor, or to say that a minor disease is major; not to tell a patient that is going to survive that he will survive, not to tell a patient about to die that he will die; not to recognize a patient that has internal suppuration; not to recognize a serious disease developing in the body; not to recognize which medication is required by a patient that needs one; not to cure what can be cured; to say that what cannot be cured will be cured.

These, then, are incorrect with regard to understanding, whereas surgically incorrect are the following: not to recognize that there is pus in an ulcer or tubercle; not to recognize fractures or dislocations; not to recognize when probing the skull whether the bone is fractured; not to be able to succeed in inserting a tube into the bladder; not to recognize that there is a stone in the bladder; not to recognize pus by succussion; when incising or

ἢ καίοντα ἐλλείπειν ἢ τοῦ βάθεος ἢ τοῦ μήκεος.
ἢ καίειν τε καὶ τάμνειν ἃ οὐ χρή.

Καὶ ταῦτα μὲν οὐκ ὀρθῶς· ὀρθῶς δέ, τά τε νοσήματα γινώσκειν ἃ τέ ἐστι καὶ ἀφ' ὧν ἐστιν, καὶ τὰ μακρὰ αὐτῶν καὶ τὰ βραχέα, καὶ τὰ θανάσιμα καὶ τὰ μὴ θανάσιμα, καὶ τὰ μεταπίπτοντα καὶ τὰ ἀυξανόμενα καὶ τὰ μαραινόμενα, καὶ τὰ μεγάλα καὶ τὰ σμικρά, καὶ θεραπεύοντα τὰ μὲν
152 ἀνυστὰ ἐκθερα|πεύειν, τὰ δὲ μὴ ἀνυστὰ εἰδέναι διότι οὐκ ἀνυστά, καὶ θεραπεύοντα τοὺς τὰ τοιαῦτα ἔχοντας ὠφελείην ἀπὸ τῆς θεραπείης ἐς τὸ ἀνυστόν.

Τὰ δὲ προσφερόμενα τοῖσι νοσέουσιν ὧδε χρή φυλάσσειν τά τε ὀρθῶς καὶ τὰ μὴ ὀρθῶς· ἦν τις ἃ δεῖ ξηραίνειν ὑγραίνειν, ἢ ἃ δεῖ ὑγραίνειν ξηραίνειν.¹ ἢ² παχῦναι δέον³ μὴ προσφέρειν ἀφ' ὧν δεῖ παχύνειν, ἢ ἃ δεῖ λεπτύνειν μὴ λεπτύνειν, ἢ ψύχων μὴ ψύχειν, ἢ θερμαίνων μὴ θερμαίνειν, ἢ σήπων μὴ σήπη, καὶ τὰ λοιπὰ κατὰ τὸν αὐτὸν λόγον τούτοις.

7. Τὰ δὲ τοιάδε ἀνθρώποισιν ἀπὸ τοῦ αὐτομάτου ἐν τῆσι νόσοισι γίνεται καὶ ἀγαθὰ καὶ κακά.

Πυρέσσοντι μὲν καὶ χολῶντι σκεδασθεῖσα ἔξω ἢ χολή, ἀγαθόν, ὑπὸ τὸ δέρμα κεχυμένη καὶ ἐσκεδασμένη καὶ εὐπετεστέρα ἔχειν τε τῷ ἔχοντι καὶ τῷ ἰωμένῳ ἰᾶσθαι· κεχυμένη δὲ καὶ ἐσκεδασμένη πρὸς ἓν τι τοῦ σώματος προσπεσοῦσα, κακόν.

¹ ἢ ... ξηραίνειν om. M.

² Θ adds ἃ.

³ Potter: δέη ΘM.

DISEASES I

cauterizing to lack depth or width, or to incise or cauterize where you should not.

These are all incorrect. Correct is to recognize what diseases are and whence they come; which are long and which are short; which are mortal and which are not; which are in the process of changing into others; which are increasing and which are diminishing; which are major and which are minor; to treat the diseases that can be treated, but to recognize the ones that cannot be, and to know why they cannot be; by treating patients with the former, to give them the benefit of treatment as far as it is possible.

In the administration of treatment to patients, observe what is correct or incorrect as follows: if a person moistens what he should dry, or dries what he should moisten; if he should fatten, but does not administer the treatment by which he should fatten; if he does not attenuate what he should attenuate, or cooling does not cool, or heating does not heat, or promoting maturation of pus does not do so, and so on in like manner.¹

7. The following things, both good and bad, happen to patients spontaneously during their illnesses.

In a patient suffering from fever or from bile, it is good if the bile is dispersed externally, for when it is exuded and dispersed beneath the skin, this is less troublesome both for the patient to bear and for the physician to heal. But if, after it has been exuded and dispersed, it falls upon any particular part of the body, this is bad.

¹ Understand: "these are all incorrect."

Κοιλίη παραχθείσα ὑπὸ πλευρίτιδος ἐχομένῳ ἢ περιπλευμονίῃς ἢ ἐμπύῳ ἔονται, κακόν· πυρέσσονται δὲ ἢ τρῶμα τετρωμένῳ ἀποξηρανθείσα, κακόν· ὑφύδρω καὶ σπληνώδει καὶ ὑπὸ λευκοῦ φλέγματος ἐχομένῳ παραχθείσα ἢ κοιλίη ἰσχυρῶς, ἀγαθόν.

Ἐρυσίπελας ἦν ἔξω κατακεχυμένον ἔσω τράπηται, κακόν· ἔσω δὲ κατακεχυμένον ἔξω τραπήναι, ἀγαθόν.

Διαρροίη δ' ἐχομένῳ ἰσχυρῇ ἄνω ἔμετος γενόμενος, ἀγαθόν.

154 Γυναικὶ αἷμα ἐμεούση τὰ καταμήνια ραγῆσαι, ἀγαθόν· ὑπὸ ῥόου δὲ πιεζομένη ἐς τὰς ῥίνας ἢ εἰς τὸ στόμα μεταπεσεῖν τὸν ῥόον, ἀγαθόν· γυναικὶ ὑπὸ σπασμοῦ ἐχομένη ἐκ τόκου πυρετὸν ἐπιγενέσθαι, ἀγαθόν· καὶ τετάνου | ἔχοντος καὶ σπασμοῦ πῦρ ἐπιγενέσθαι, ἀγαθόν.

Τὰ τοιαῦτα δι' οὐδεμίαν οὔτε ἀμαθίην οὔτε σοφίην ἵεν γίνεταί τε καὶ οὐ γίνεταί, ἀλλ' ἀπὸ τοῦ αὐτομάτου καὶ ἀπὸ ἐπιτυχίης, καὶ γενόμενά τε ὠφελείη ἢ βλάβη καὶ οὐ γενόμενα ὠφελείη ἢ βλάβη¹ κατὰ τὸν αὐτὸν λόγον.

8. Ἐπιτυχίη δὲ τὰ τοιάδε οἱ ἰητροὶ ποιοῦσιν ἐν τῇ θεραπείῃ ἀγαθὰ· ἄνω φάρμακον δόντες καθαίρουσι καὶ ἄνω καὶ κάτω καλῶς· καὶ γυναικὶ φάρμακον δόντες κάτω χολῆς ἢ φλέγματος, ἐπι-

¹ καὶ οὐ γενόμενα . . . βλάβη om. M.

DISEASES I

The cavity being set in motion, in a patient suffering from pleurisy, pneumonia, or internal suppuration, is bad; in a patient with a fever or a wound, if the cavity is dried out, that is bad. But in patients with dropsy, a disease of the spleen, or white phlegm, the cavity being set in violent motion is good.

If erysipelas turns inward after having been dispersed externally, this is bad; if it turns outward after being spread internally, good.

Vomiting in a patient suffering from severe diarrhoea is good.

When the menses break forth in a woman that is vomiting blood, this is good; if, in a woman suffering from haemorrhage, the haemorrhage is transferred to her nose or mouth, also good. It is good when fever occurs in a woman that has had a convulsion after giving birth, and when fever follows upon tetanus or a convulsion.

Such things occur or do not occur, not through any ignorance or knowledge of physicians, but spontaneously and by chance; and, when they do occur, it may help or harm; likewise, when they do not occur, it may help or harm.

8. Physicians achieve the following good results in their therapy by luck: by giving a medication to clean upwards, they clean both upwards and downwards to good effect. By giving to a woman a medication meant to clean downwards of bile or phlegm,

μήνια οὐ γινόμενα κατέρρηξαν· καὶ σπλήνα ἔμπυον ἔχοντι κάτω φάρμακον δόντες ὥστε χολήν καὶ φλέγμα καθήραι, πύον κάτω ἐκάθηραι ἐκ τοῦ σπληνός καὶ ἀπήλλαξαι τῆς νούσου· καὶ λιθιῶντι φάρμακον δόντες, τὴν¹ λίθον ἐς τὸν οὐρητῆρα προέωσαν ὑπὸ βίης τοῦ φαρμάκου, ὥστε ἐξουρηθῆναι· καὶ πύον ἔχοντι ἐν τῇ ἄνω κοιλίῃ ἐν φύματι, οὐκ εἰδότες ὅτι ἔχει, δόντες ἄνω φάρμακον ὅ τι φλέγμα καθαίρει, ἐξ οὖν ἤμεσε τὸ πύον καὶ ἐγένετο ὑγιής· καὶ ἐκ φαρμάκου ὑπερκαθαίρομενοι ἄνω θεραπεύοντες, καταρραγείσης τῆς κοιλίης ἀπὸ τοῦ αὐτομάτου, ὑγία ἐποίησαν τοῦ ἐμέτου.

Κακὰ δὲ τάδε ἀπεργάζονται ἀπὸ ἀτυχίης· φάρμακον δόντες ἄνω χολῆς ἢ φλέγματος, φλέβα ἐν τοῖσι στήθεσι ἔρρηξαν ὑπὸ τοῦ ἐμέτου, οὐδὲν ἔχοντος πρόσθεν ἄλγημα ἐν τῷ στήθει φανερόν, καὶ ἐγένετο νοῦσος· καὶ γυναικὶ ἐν γαστρὶ ἐχούση ἄνω φάρμακον δόντες, κάτω ῥαγεῖσα ἢ κοιλίῃ ἐξέτρωσε τὸ² ἔμβρυον· καὶ ἔμπυον θεραπεύοντι κοιλίῃ ῥυεῖσα διαφθείρει· καὶ ὀφθαλμοὺς θεραπεύοντι καὶ ὑπαλείψαντι ὀδύνη ἐνέπεσον ὀξύτεραι, καὶ ἦν αὐτῶ τύχη, ῥήγνυταί τε ὁ ὀφθαλμὸς καὶ ἀμαυροῦται.³ καὶ αἰτιῶνται τὸν ἰητρὸν, ὅτι ἰπήλειψεν·

¹ Θ: τὸν Μ.

² Μ: ἐξέτρωται Θ.

³ Θ: ῥήγνυνται οἱ ὀφθαλμοὶ καὶ ἀμαυροῦνται Μ.

DISEASES I

they have caused the absent menses to break forth. By giving a medication intended to clean bile and phlegm downwards to a patient with a suppurating spleen, they have cleaned pus out of the spleen in the same direction, and cured the disease. By giving a medication to a patient with a stone, they have propelled the stone into the urethra by the force of the medication, so that it has passed with the urine. After their having given a medication to clean phlegm upwards to a patient that, unknown to them, had pus in a tubercle in his upper cavity, the patient has vomited up the pus, and recovered. In attending a patient that had been cleaned upwards to excess by the use of medications, they have cured him of his vomiting when a spontaneous evacuation of the cavity took place.

They bring about the following bad results through misfortune: by giving a medication meant to clean upwards of bile or phlegm to a patient that previously had no obvious pain in his chest, they have caused a vessel in his chest to rupture from the vomiting, and a new disease to arise. When they had given a medication of the kind that acts upward to a pregnant woman, the lower cavity, being evacuated, has made the fetus miscarry. If, when a person is attending a patient with internal suppuration, the cavity has a flux, it is fatal. It has happened to a physician treating the eyes by anointing them that the pains have become sharper; if this happens, the eye can rupture and become blind, and people hold the physician to blame, because he was anointing. If a physician

156 καὶ λεχοῖ γαστρὸς ὀδύνης ἦν | δῶ τι ὁ ἰητρὸς καὶ
κακῶς ἔχῃ ἢ καὶ ἀπόληται. ὁ ἰητρὸς αἷτιος.

Σχεδὸν δέ, ὅσα ἀνάγκας ἔχει ὥστε γίνεσθαι ἐν
τοῖσι νοσήμασι καὶ τρώμασι κακὰ ἐπὶ κακοῖσι,
τὸν ἰητρὸν αἰτιῶνται τούτων γινομένων, καὶ τὴν
ἀνάγκην τὴν τὰ τοιαῦτα ἀναγκάζουσιν γίνεσθαι
οὐ γινώσκουσιν. καὶ ἦν ἐπὶ πυρέσσοντα ἢ τρώμα
ἔχοντα ἐσελθὼν καὶ προσενέγκας τὸ πρῶτον μὴ
ἠφελήσῃ, ἀλλὰ τῇ ὑστεραίῃ κάκιον ἔχῃ, τὸν
ἰητρὸν αἰτιῶνται· ἦν δ' ἠφελήσῃ, τοῦτο δὲ οὐχ
ὀμαλῶς ἐπαινέουσιν· χρεῶν γὰρ πεπονθέναι αὐτὸν
δοκέουσιν. τὰ δ' ἔλκεα φλεγμαίνειν καὶ ἐν τῆσι
νούσοισιν ἔστιν ἧσιν ὀδύνας γίνεσθαι, ταῦτα δὲ οὐ
δοκέουσι χρεῶν εἶναι γίνεσθαι¹ αὐτοῖσιν, οὐδὲ τὰ
τοιαῦτα ὥστε γίνεσθαι· νεῦρον ἦν διακοπῇ μὴ ξυμ-
φῦναι μῆδὲ κύστιν μῆδ' ἔντερον, ἦν ἧ τῶν
λεπτῶν, μῆδὲ φλέβα αἰμόρροον μῆδὲ γνάθου τὸ
λεπτὸν μῆδὲ τὸ ἐπὶ τοῦ αἰδοίου δέρμα.

9. Ἀρχὴ δὲ ἰήσιος ἀποδεδειγμένη μὲν οὐκ ἔσ-
τιν, ἥτις ὀρθῶς ἀρχὴ ἐστὶ πάσης τῆς τέχνης, οὐ-
δὲ δεύτερον οὐδὲν οὐδὲ μέσον οὐδὲ τελευτή· ἀλλὰ
ἀρχόμεθά τε αὐτῆς ἄλλοτε λέγοντες ἄλλοτε ἐρ-
γαζόμενοι, καὶ τελευτῶμεν ὡσαύτως· καὶ οὐτε
λέγοντες ἀρχόμεθα ἐκ τῶν αὐτῶν λόγων, οὐδ' ἦν
περὶ τῶν αὐτῶν λέγωμεν, οὐδ' ἐς τοὺς αὐτοὺς
τελευτῶμεν· καὶ ἐργαζόμενοι κατὰ τὸν αὐτὸν

¹ ταῦτα . . . γίνεσθαι om. M.

DISEASES I

gives anything to a woman in childbed for the pain in her belly, and she becomes worse or even dies, the physician is blamed.

Generally speaking, people blame the physician, in diseases and wounds, even for the evils that follow of necessity from other evils, when these occur, not recognizing the constraint that makes such things happen. If he attends a patient with a fever or a wound, and fails at first to help him by his administration, but on the next day the patient is worse, people blame the physician; but if he does help the patient, people do not praise him in due proportion, for they hold the patient's improvement to have been a matter of course. That ulcers become swollen, and that in certain diseases pains occur, such things patients refuse to accept as necessary events in their own cases, nor that such things as the following occur: if a cord is severed, it does not reunite, nor does the bladder, the intestine—if it is part of the thin one—a blood vessel, the narrow part of the jaw, or the skin of the genital organs.

9. There is no demonstrated starting point of healing, which truly is the starting point of the whole art, nor any second point, nor any middle, or end. Instead, we start out in medicine sometimes by speaking, at other times by acting, and we end in like manner; nor, when we begin by speaking, do we begin with the same words, not even if we are speaking about the same thing, nor do we end with the same words. In the same way, when we begin

λόγον οὔτε ἀρχόμεθα ἐκ τῶν αὐτῶν ἔργων οὔτε τελευτῶμεν ἐς ταῦτά.

158

10. Εὐχειρίη δ' ἐστὶ τὰ τοιαῦδε· ὅταν τις τάμνη ἢ καίη,¹ μήτε νεῦρον ταμεῖν² μήτε φλέβα· καὶ ἦν ἔμπυον καίη, τυγχάνειν τοῦ πύου, καὶ τάμνοντα κατὰ τὸν αὐτὸν λόγον· καὶ τὰ κατήγματα συντιθέναι ὀρθῶς· καὶ ὅ τι ἂν τοῦ σώματος ἐκπέσῃ ἐκ τῆς φύσιος, ὀρθῶς ἐς τὴν φύσιν τοῦτ' ἀπῶσαι· ἐμβάλλειν³ δὲ ἃ δεῖ ἰσχυρῶς, καὶ λαμβάνοντα πιέζειν, ἃ καὶ ὅσα ἀτρέμα λαβεῖν τε δεῖ, καὶ λαβόντα μὴ πιέζειν,⁴ καὶ ἐπιδέοντα στρεβλὰ μὴ ποιεῖν ἐξ εὐθέων, μηδὲ πιέζειν⁵ ἃ μὴ δεῖ· καὶ ψαύοντα, ὅτου ἂν ψαύῃ, μὴ ὀδύνην παρέχειν ἐκ περισσοῦ.

Ταῦτα μὲν ἐστὶν εὐχειρίη· τὸ δὲ τοῖσι δακτύλοισιν εὐσχημόνως λαμβάνειν ἢ καλῶς ἢ μὴ καλῶς ἢ μακροῖς ἢ βραχέσιν, ἢ καλῶς ἐπιδεῖν καὶ ἐπιδέσιος παντοίας, οὐ πρὸς τῆς τέχνης κρίνεται εὐχειρίης πέρι, ἀλλὰ χωρίς.

11. Ὅσοι ἔμπυοι γίνονται τὸν πλεύμονα ἢ τὴν ἄνω ἢ τὴν κάτω κοιλίην, ἢ φύματα ἰσχοῦσιν εἴτ' ἐν τῇ ἄνω κοιλίῃ εἴτ' ἐν τῇ κάτω ἢ ἐν τῷ πλεύμονι, ἢ ἔλκεα εἴσω,⁶ ἢ αἷμα ἐμέουσι ἢ πτύουσι, ἢ ἀλγημά τι ἔχουσι εἴτ' ἐν τοῖσι

¹ Θ: -ων ἢ -ων Μ. ² Potter: τάμη Θ: τάμη ἢ καύση Μ. ³ Θ: λαβεῖν Μ. ⁴ ἃ καὶ ... πιέζειν om. Θ. ⁵ Μ: πιεζέοντα Θ.
⁶ Θ: ἐνδοθεν Μ.

DISEASES I

by acting, we do not begin with the same actions, nor do we end with the same ones.

10. Dexterity is as follows: when a person is incising or cauterizing, that he does not cut a cord or vessel; if he is cauterizing a patient with internal suppuration, that he hits the pus, and when cutting, the same; to reduce fractures correctly; to return any part of the body that has fallen out of its normal position to that position correctly; what you must reduce forcefully, to take hold of and to press tight, what you must take hold of gently, to take hold of and not to press tight; when bandaging, not to make uneven twists or to apply pressure where you should not; when palpating, wherever you do, **not to cause unnecessary pain.**

These things are dexterity; but taking hold with the fingers gracefully poised, elegantly or inelegantly, with them outstretched or folded, or bandaging elegantly and all the possible sorts of bandages, these things are not judged in the eyes of the art as dexterity, but separately.

11. Patients that suppurate in the lung or in the upper or lower cavity, or have tubercles in the upper or lower cavity or the lung, or have ulcers internally, or vomit blood or expectorate it, or have

στήθεσιν εἴτ' ἐν τοῖσιν ὀπισθεν [ἐν τῷ νώτῳ],¹ πάντα ταῦτα ἴσχουσι, τῶν μὲν ἐν τῷ σώματι ἐνεόντων, ἀπὸ χολῆς καὶ φλέγματος, τῶν δ' ἔξωθεν, ἀπὸ τοῦ ἡέρος ἐπιμιγνυμένου τῷ συμφύτῳ θερμῷ, ἀτὰρ καὶ ἀπὸ² πόνων καὶ τραυμάτων.

160 12. Καὶ ὅσοι μὲν τὸν πλεύμονα ἔμπυοι γίνονται, ἀπὸ τῶνδε γίνονται· ἦν περιπλευμονίῃ ληφθεὶς μὴ καθαρῇ ἐν τῆσι κυρίῃσιν ἡμέρησιν, ἀλλ' ὑπολειφθῆ ἐν τῷ πλεύμονι πύον τε καὶ φλέγμα. | ἔμπυος γίνεται· καὶ ἦν μὲν αὐτίκα θεραπευθῆ, διαφεύγει ὡς τὰ πολλά· ἦν δ' ἀμεληθῆ, διαφθείρεται, διαφθείρεται δὲ ὧδε· τοῦ φλέγματος ἐν τῷ πλεύμονι ἐνισταμένου τε καὶ σηπομένου ἔλκοῦταί τε ὁ πλεύμων καὶ διάπυος γίνεται, καὶ οὐτ' ἔτι ἔσω ἔλκει ἐς ἑωυτὸν ὅ τι καὶ ἄξιον λόγου τῆς τροφῆς, οὐτ' ἔτι ἀποκαθαίρεται ἀπ' αὐτοῦ ἄνω οὐδέν, ἀλλὰ πνίγεται τε καὶ δυσπνοεῖ αἰεὶ ἐπὶ μᾶλλον, καὶ ῥέγκει ἀναπνέων, καὶ ἀναπνεῖ αὐτόθεν ἄνωθεν ἐκ τῶν στηθέων· τέλος δὲ ἀποφράσσεται ὑπὸ τοῦ πτύσματος καὶ ἀποθνήσκει.

13. Γίνεται δ' ἔμπυος καὶ ἦν ἀπὸ τῆς κεφαλῆς φλέγμα οἱ καταρρυῆ ἐς τὸν πλεύμονα, καὶ τὸ μὲν πρῶτον ὡς τὰ πολλά λαιθάνει καταρρέον, καὶ βῆχά τε παρέχει λεπτήν καὶ τὸ σίελον πικρότερον ὀλίγῳ τοῦ ἐωθότος καὶ ἄλλοτε θέρμην

¹ Del. Wittern.

² τοῦ ἡέρος . . . ἀπὸ om. Θ.

DISEASES I

pains in the chest or the back suffer all these either from things inside the body, bile and phlegm, or from things outside it: from air being mixed with the natural heat, or also from exertions and wounds.

12. Patients that suppurate in the lung do so as a result of the following: if a person with pneumonia is not cleaned out on the critical days, but pus and phlegm are taken up into the lung, he suppurates internally. If he is treated at once, he usually escapes, but if he is neglected, he perishes in the following way: when the phlegm becomes fixed in his lung and putrefies, the lung ulcerates, becomes purulent, and no longer draws into itself any nourishment worth mentioning; nor can anything further be cleaned upwards from it, but the patient chokes, and has more and more difficulty breathing; his breathing is stertorous, and he exhales only from the upper part of his chest. In the end, he becomes completely blocked up by the sputum, and dies.

13. Internal suppuration also occurs if phlegm streams down from the patient's head into his lung. At first, though, this flux usually goes unnoticed, producing only a slight cough, sputum that is slightly more bitter than normal, and sometimes a

λεπτήν· ὅταν δὲ ὁ χρόνος προΐη, τρηχύνεται τε ὁ πλεύμων καὶ ἔλκουται ἔσωθεν ὑπὸ τοῦ φλέγματος ἐνισταμένου καὶ ἐνσηπομένου, καὶ βάρος τε παρέχει ἐν τοῖσι στήθεσι καὶ ὀδύνην ὀξέην καὶ ἔμπροσθεν καὶ ὀπισθεν, θέρμαι τε ὀξύτεραι ἐμπύπτουσι ἐς τὸ σῶμα· καὶ ὁ πλεύμων ὑπὸ τῆς θερμασίης ἄγει ἐς ἑωυτὸν ἐκ παντὸς τοῦ σώματος φλέγμα, καὶ μάλιστα ἐκ τῆς κεφαλῆς· ἡ δὲ κεφαλὴ θερμαινομένη ἐκ τοῦ σώματος· καὶ τοῦτο σηπόμενον πτύει ὑπόπαχυν· ὅσα δ' ἂν ὁ χρόνος προΐη, εἰλικρινὲς πύον πτύει, καὶ οἱ πυρετοὶ ὀξύτεροι γίνονται, καὶ ἡ βῆξις πυκνὴ τε καὶ ἰσχυρὴ, καὶ ἡ ἀσιτίη διακναίει· καὶ ἡ κοιλίη ἡ κάτω ταρασσεται, ταρασσεται δὲ ὑπὸ τοῦ φλέγματος· τὸ δὲ φλέγμα ἐκ τῆς κεφαλῆς καταβαίνει, οὗτος, ὅταν ἐς τοῦτο ἀφίκηται, ἀπόλλυται· ἀπόλλυται δέ, καθάπερ ἐν τοῖσι πρόσθεν εἴρηται, διαπύου τοῦ πλεύμονος² γενομένου ἢ τῆς γαστρὸς ῥυείσης κάτω.

- 162 14. Γίνεται δὲ καὶ ἀπὸ τῶνδε ἔμπυος ὁ πλεύμων· ὅταν τι τῶν ἐν αὐτῷ φλεβίων ῥαγῆ, ῥήγνυται δὲ ὑπὸ πόρων, καὶ ὅταν ῥαγῆ, αἵμορροεῖ τὸ φλέβιον· καὶ ἦν μὲν παχύτερον ἢ, μᾶλλον, ἦν δὲ λεπτότερον, ἦσσαν· καὶ τὸ μὲν παραυτικά τοῦ αἵματος πτύει· τὸ δέ, ἦν μὴ στεγνωθῆ ἢ φλέψι, χεῖται τε εἰς τὸν πλεύμονα καὶ σήπεται ἐν αὐτῷ.

¹ M adds τέλος.

² M adds καὶ σαπροῦ.

DISEASES I

mild feverish heat. However, as time goes on, the lung becomes rough and ulcerates internally because of the phlegm standing and putrefying in it, and this produces heaviness in the chest and sharp pain both anteriorly and posteriorly; also, very high fevers attack the body. The lung, because of its heat, attracts phlegm from the whole body, most especially from the head; the head, in turn, is heated from the body. The patient expectorates this material mature and somewhat thickened. As more time passes, he expectorates pus proper, his fevers become higher, his cough is frequent and violent, and fasting wears him down; in the end, his lower cavity is set in motion by the phlegm that descends out of the head. This patient, when he has reached such a state, succumbs, and for the reasons indicated above: either because his lung becomes purulent, or because of a downward flux from his belly.

14. The lung also suppurates when one of the small vessels in it ruptures. Such a vessel ruptures because of exertions, and when it does, if it happens to be a wider one, it bleeds more, if a narrower one, less. Some of the blood the patient expectorates immediately, but, unless the vessel closes, other blood is poured into the lung and putrefies there;

καὶ ὅταν σαπῆ, πύον πτύει.¹ προϊόντος δὲ τοῦ χρόνου ἄλλοτε πύον εἰλικρινές, ἄλλοτε πύον ὕφαιμον, ἄλλοτε αἷμα. καὶ ἦν μᾶλλον πληρωθῆ τὸ φλέβιον, ἀπεμεῖ τὸ πλήρωμα ἀφ' ἑωυτοῦ ἄλῆς τοῦ αἵματος, τὸ δὲ πύον πτύεται παχὺ ὑπὸ τοῦ προσγινομένου καὶ ἐνσηπομένου φλέγματος.

Οὗτος ἦν καταληφθῆ ἀρχομένου τοῦ νοσήματος πρὶν ἢ τὴν φλέβα αἱμορροεῖν ἢ χαλᾶν ἰσχυρῶς, καὶ πρὶν ἢ λεπτυνθῆναί τε καὶ κλινοπετῆ γενέσθαι καὶ τὴν κεφαλὴν ἄρξασθαι φθίνειν καὶ τὸ ἄλλο σῶμα τήκεσθαι, ἐξάντης γίνεται. ἦν δ' ἀμεληθῆ καὶ ταῦτα καταλάβῃ, ὥστε παθεῖν ἢ πάντα ἢ τὰ πλεῖστα, ἀπόλλυται· ἀπόλλυται δὲ οὗτος ἢ ὑπὸ τῶν αὐτῶν ἢ εἴρηκα ἐν τῇ πρόσθεν, ἢ ὑπὸ ἐμέτου αἵματος πολλοῦ καὶ πολλάκις ἐμευμένου.

Ἦν δὲ τὸ φλέβιον παντάπασι μὲν μὴ διαρραγῆ, σπαδῶν δ' ἐν αὐτῷ ἐγγένηται, γίνεται δὲ μάλιστα οἶον κισσός, ὃ παραυτίκα μὲν ὅταν γένηται ὀδύνην τε παρέχει λεπτὴν καὶ βῆχα ξηρὴν. ἦν δὲ χρονίση τε καὶ ἀμεληθῆ, διαδιδοῖ αἷμα, τὸ μὲν πρῶτον ὀλίγον καὶ ὑπομέλαν, ἔπειτα δὲ ἐπὶ πλεόν τε καὶ εἰλικρινέστερον, καὶ πάσχει τε |
164 ὅσαπερ ἐν τῇ πρόσθεν εἴρηται.

Ἐμφέρει δὲ τοῖσι τοιούτοισιν, ἦν κατ' ἀρχὰς λάβῃς ὥστε θεραπεύειν, φλέβες ἐξιμέναι ἐκ τῶν

¹ Θ: ποιεί Μ.

DISEASES I

when this has putrefied, the patient expectorates pus: with the passage of time, sometimes pus proper, sometimes pus charged with blood, and sometimes blood. If the vessel is greatly filled, the quantity of blood filling it is vomited up in a mass. The pus expectorated is thick because phlegm has been added to it and putrefied in it.

This patient, if caught at the beginning of the disease, before the vessel either bleeds or grows very slack, before he becomes lean and bed-ridden, and before his head begins to be consumed and the rest of his body to melt away, recovers; if, however, he is neglected, so that he suffers many or all of these things, he dies. Death results either from the things mentioned in the preceding disease, or due to the frequent vomiting of much blood.

If the small vessel is not completely ruptured, but a tear arises in it, this develops very much like a varix, which, immediately on its formation, produces a mild pain and a dry cough. If the tear persists for a time and is neglected, it exudes blood—at first little and darkish, but then more and of a purer kind—and the patient suffers the things mentioned in the preceding disease.

Of benefit to such patients, if you take them for treatment at the beginning, is to let blood from the

ΠΕΡΙ ΝΟΥΣΩΝ Α

χειρῶν καὶ δίαίτα, ὑφ' ἧς ἔσται ὡς ξηρότατός τε καὶ ἀναιμότατος.

Τὸν αὐτὸν δὲ τρόπον τοῦτον καὶ τὰ ἐν τῷ πλευρῷ φλέβια πάσχει, ὅσα ἔσω ἀκρόπλοά ἐστιν· ὅταν οὖν πονήσῃ, κισσοειδέα τε γίνεται καὶ μετέωρα ἔνδον· καὶ ἦν μὲν ἀμεληθῆ, τάδε πάσχει· ἐκρήγνυται, καὶ πτύουσί τε ἀπὸ σφῶν αἷμα, καὶ ἐνίοτε καὶ ἐμέουσι, καὶ ἔμπυοι γίνονται καὶ ὡς τὰ πολλὰ δι' οὖν ἐφθάρησαν· ἦν δὲ θεραπευθῶσιν ἀρχομένου τοῦ νοσήματος, πάλιν κατὰ χώρην προσπίπτει τε¹ πρὸς τὸ πλευρὸν τὰ φλέβια καὶ γίνεται ταπεινά.

Καὶ ὁ μὲν πλευύμων ἀπὸ τούτων ἔμπυος γίνεται, καὶ τὰ ἀπ' αὐτοῦ πάσχουσί τε τσιαῦτα καὶ τελευτῶσιν οὕτως.

15. Τὴν δ' ἄνω κοιλίην ἔμπυοι γίνονται πολλαχῶς· καὶ γὰρ ὅταν φλέγμα ῥυῆ ἐκ τῆς κεφαλῆς ἀλὲς ἐς τὴν ἄνω κοιλίην, σήπεται τε καὶ γίνεται πύον· σήπεται δ' ἐπὶ τῶν φρενῶν κεχυμένον.² σήπεται δ' ἐν ἡμέρησι μάλιστα δυοῖν καὶ εἴκοσι.³ τοῦτ' οὖν διασειέται καὶ ἐγκλυδάζεται τὸ πύον πρὸς τὰ πλευρὰ προσπίπτου· οὗτος ἦν καυθῆ ἢ τμηθῆ, πρὶν ἢ χρονίσει τὸ πύον, ὑγιῆς γίνεται ὡς τὰ πολλὰ.

Γίνονται δὲ τὴν ἄνω κοιλίην ἔμπυοι καὶ ἐκ

¹ προσπίπτει τε Θ: ἰζάνουσι Μ.

² σήπεται δ' ἐπὶ . . . κεχυμένον

om. Μ.

³ δυοῖν καὶ εἴκοσι Θ: μῆ καὶ εἴκοστῆ Μ.

DISEASES I

vessels of the arms, and to employ a regimen that will make them as dry and bloodless as possible.

The vessels in the side, too, suffer in the same way, inasmuch as they are on the surface¹; for, whenever they are strained, they become varicose and prominent within, and if they are neglected, they suffer the following: they rupture; patients expectorate blood from such ruptured vessels, and sometimes even vomit it, they suppurate internally, and in many cases they have actually perished. If they are attended at the onset of the disease, though, the small vessels fall back into place against the side and become flat.

The lung, too, suppurates from these things, and in that case patients suffer the same kinds of things, and die in the same way.

15. Suppuration in the upper cavity arises in many ways. For example, when a large amount of phlegm flows down out of the head into the upper cavity, it putrefies and turns to pus as it collects on the diaphragm, and this process usually occurs in twenty-two days. Succussion is employed here, and the pus makes a splashing sound as it strikes the sides. If this patient is cauterized or incised before the pus has become old, he usually recovers.

Suppuration in the upper cavity also develops

¹ I.e. on the interior surface of the chest wall.

166 πλευρίτιδος, ὅταν ἰσχυρὴ γένηται καὶ ἐν τῆσι
 κυρίησιν ἡμέρησι μήτε σαπῆ μήτε πτυσθῆ, ἀλλ'
 ἐλκωθῆ τὸ πλευρὸν ὑπὸ τοῦ προσπεπτωκότος¹
 φλέγματός τε καὶ χολῆς. | καὶ ὅταν ἔλκος γένη-
 ται, ἀναδίδοται² ἀπὸ τε αὐτοῦ³ ἔωυτοῦ πύον, καὶ
 ἐκ τῶν πλησίον χωρίων ὑπὸ θερμασίης ἄγει ἐφ'
 ἔωυτὸ φλέγμα· καὶ τοῦτο ὅταν σαπῆ, πτύεται
 πύον. ἐνίοτε δὲ καὶ ἐκ τῶν φλεβίων διαδιδοῖ ἐς
 τὸ ἔλκος αἷμα, καὶ γίνεται σηπόμενον πύον· οὗ-
 τος ἦν μὲν παραχρῆμα ὑποληφθῆ, ὑγιῆς γίνεται
 ὡς τὰ πολλά· ἦν δ' ἀμεληθῆ, διαφθείρεται.

Γίνονται δ' ἔμπυοι καὶ ἦν φλέγμα ἐκ τῆς
 κεφαλῆς ῥυέν πρὸς τὸ πλευρὸν προσπαγῆ καὶ
 σαπῆ· τό τε⁴ πλευρὸν ὡς τὰ πολλά καίεται,
 καὶ πάσχει ὅσαπερ ἐκ πλευρίτιδος, ὅταν ἔμπυος
 γένηται.

Γίνονται δὲ καὶ ὅταν ὑπὸ ταλαιπωρίας ἢ ἐκ
 γυμνασίης ἢ ἄλλως πως ῥαγῆ ἢ ἔμπροσθεν ἢ
 ὀπισθεν, ῥαγῆ δὲ ὥστε μὴ παραυτικά πτύσαι
 αἷμα, ἀλλ' ἐν τῇ σαρκὶ σπαδῶν γένηται, καὶ ἡ
 σὰρξ σπασθεῖσα εἰρύση ἰκμάδα ὀλίγην καὶ γένη-
 ται ὑποπέλιος. καὶ παραυτικά μὲν μὴ αἰσθάνη-
 ται παθῶν ὑπὸ ῥώμης καὶ εὐεξίης, ἦν δὲ καὶ
 αἰσθηται, μηδὲν πρᾶγμα ἠγήσηται· οὗτος ὅταν
 καταλάβῃ ὥστ' αὐτὸν ὑπὸ πυρετῶν ληφθέντα

¹ Θ: -πεπηγώτος M.

² Θ: -δίδει M.

³ F. Kudlien: τε αὐτὸ Θ:

om. M.

⁴ τό τε M: πρὸς τὸ Θ.

DISEASES I

out of pleurisy, when the pleurisy is severe, and on the critical days the pus fails to become mature and to be coughed up, but the side ulcerates because of the phlegm and bile that invade it. When such an ulcer arises, it gives off pus from itself and, because of its heat, attracts phlegm from the areas near it; when this putrefies, it is coughed up as pus; sometimes blood, too, is exuded from small vessels into the ulcer, and putrefies to become pus. If this patient is taken in hand immediately, he usually recovers; if neglected, he perishes.

Internal suppuration also occurs if phlegm that has flowed out of the head and towards the side becomes fixed, and putrefies. In most cases the side becomes warm, and the patient suffers the same things as when a person suppurates internally after pleurisy.

Internal suppuration also arises when, as the result of exertions, either in athletics or otherwise, a rupture occurs anteriorly or posteriorly, a rupture such that the patient does not expectorate blood at once, but a tear arises in his tissue. The tissue, being torn, attracts a small amount of moisture, and becomes somewhat livid. At first the patient has no sensation of illness, because of his strength and good condition, and even if he does sense something, he holds it to be unimportant. But when it so happens that this person becomes lean as the result of being seized by fevers, or from drinking, or

λεπτυνθῆναι ἢ ποσίων ἢ λαγνείης ἢ ἄλλου του. ἢ σὰρξ ἢ τετρωμένη ὑποξηραίνεται τε καὶ ὑποθερμαίνεται. καὶ ἔλκει ἱκμάδα ἐς ἑωυτὴν ἀπὸ τῶν πλησίον καὶ φλεβῶν καὶ σαρκῶν· ὅταν δ' εἰρύση, οἰδίσκεται τε καὶ φλεγμαίνει. καὶ ὀδύνην παρέχει λεπτήν καὶ βῆχα ἀραιήν τε καὶ ξηρὴν τὸ πρῶτον, ἔπειτα ἐπὶ μᾶλλον ἔλκει τε ἐς ἑωυτήν. καὶ ὀδύνην παρέχει ἰσχυροτέραν¹ καὶ βῆχα πυκνοτέραν· καὶ πτύει τὸ μὲν πρῶτον ὑπόπυον, ἐνίοτε δὲ καὶ ὑποπέλιον καὶ ὑφαιμον· ὅσω δ' ἂν ὁ χρόνος προΐη, ἔλκει τε μᾶλλον ἐς ἑωυτήν καὶ σήπει· καὶ αὐτῆς τῆς σαρκός, ὅσον πελιδνὸν ἐγένετο τὴν ἀρχήν, τοῦτο πᾶν ἔλκος γίνεται. καὶ ὀδύνην παρέχει ἰσχυρὴν² καὶ πυρετὸν | καὶ βῆχα πολλήν τε καὶ πυκνήν, καὶ τὸ πτύσμα εἰλικρινὲς πτύει πύον. ἦν δὲ χρονίση τὸ πύον ἐν τῇ κοιλίῃ, διαθερμαίνεται· αὐτοῦ τὸ σῶμα πᾶν, μάλιστα δὲ τὰ ἐγγυτάτω· θερμαινομένου δὲ τοῦ σώματος ἐκτίθεται τὸ ὑγρόν, καὶ τὸ μὲν ἀπὸ τῶν ἄνω ἐς τὴν ἄνω κοιλίην μάλιστα συρρεῖ καὶ γίνεται πύον πρὸς τῷ ἐνεόντι. τὸ δὲ καὶ ἐς τὴν κάτω κοιλίην ῥεῖ, καὶ ἐνίοτε ταράσσεται ἡ κοιλίη ὑπ' αὐτοῦ, καὶ δι' οὗν ἔφθειρε τὸν ἄνθρωπον. τὰ γὰρ εἰσιόντα τῶν σιτίων διαχωρεῖ ἀσηπτα.⁴ καὶ τροφή ἀπ' αὐτῶν οὐ γίνεται τῷ σώματι· καὶ ἡ τοῦ πτύσμα-

¹ M: ἰσχυρὴν Θ.

² Θ: ὀξεῖην M.

³ M adds ὑπ'.

⁴ Θ: ἀσηπτα M.

DISEASES I

from venery or anything else, the injured tissue becomes slightly dry and warm, and attracts moisture from the surrounding vessels and tissues. As it does, it enlarges, swells, and at first produces light pain and a cough that is infrequent and dry; then, it attracts more moisture, and produces severer pain and more frequent coughing; at first the sputum is somewhat purulent, and sometimes livid and charged with blood. The more time passes, the more moisture the tear draws to itself and turns to pus. The part of the tissue itself that became livid at the start all ulcerates and gives rise to severe pain, fever, and violent frequent coughing; in this case the sputum is pus proper. If the pus remains in the cavity for long, the whole body becomes heated, especially the parts that are nearest to it. As the body is heated, its moist part is melted: part of this flows from the upper regions mainly into the upper cavity, and becomes pus additional to what was already there; the other part flows into the lower cavity, and the cavity is sometimes set in motion by it, and so kills the person; for the food taken in passes through undigested, and there is no nourishment from it for the body. Also, upward

τος ἄνω κάθαρσις οὐχ ὁμαλῶς γίνεται, ἅτε διαθερμασμένης τῆς κοιλίης καὶ ἀγούσης πάντα κάτω ἐφ' ἑωυτὴν· καὶ ὑπὸ μὲν τοῦ πτύσματος πνίγεται τε καὶ ῥέγκει οὐ καθαιρόμενος, ὑπὸ δὲ τῆς γαστρὸς ῥεούσης ἐξασθενέει, καὶ ὡς τὰ πολλὰ διαφθείρεται.

Μάλιστα δ' ἐν τῆσι τοιαύτησι τῶν νούσων τὸ ῥεῦμα τοῦτο ἢ κεφαλὴ παρέχει, ἅτε γὰρ κοίλη ἐοῦσα καὶ ἄνω ἐπικειμένη· ὅταν διαθερμανθῆ ὑπὸ τῆς κοιλίης, ἔλκει ἐς ἑωυτὴν ἐκ τοῦ σώματος τὸ λεπτότατον τοῦ φλέγματος· ὅταν δ' ἄλισθῆ ἐν αὐτῇ, ἀποδιδοῖ πάλιν ἄλές τε καὶ παχύ, καὶ ὡσπερ εἶρηται, τὸ μὲν αὐτοῦ ἐς τὴν ἄνω κοιλίην καταρρεῖ, τὸ δ' ἐς τὴν κάτω· ὅταν οὖν ἄρξηται ἢ τε κεφαλὴ ῥεῖν καὶ τὸ ἄλλο σῶμα τήκεσθαι, οὐκέτι ὁμαλῶς οὐδὲ καυθέντες περιγίνονται· κρατέει γὰρ πρὸς μὲν τὸ πύον τὰ ἐπιρρέοντα κακὰ ἢ τὰ ἀπορρέοντα, αἱ δὲ σάρκες τηκόμεναι μᾶλλον ὑπὸ τῶν κακῶν ἢ τρεφόμεναι ὑπὸ τῶν ἐσιόντων.

170 16. Οὔτοι ὅσοι τοιοῦτότροπα νοσήματα ἴσχουσι καὶ ἀπὸ τούτων, ἔνιοι μὲν δι' ὀλίγου ἀπόλλυνται, ἔνιοι δὲ πολὺν χρόνον ἔλκουσιν. διαφέρει γὰρ καὶ σῶμα σώματος¹ καὶ πάθημα | παθήματος καὶ ὥρη ὥρης, ἐν ᾗ ἂν νοσέωσι· καὶ οἱ μὲν ταλαιπωρότεροί εἰσιν ἐν τῆσι νούσοισιν, οἱ δὲ παντάπασι ταλαιπωρέειν ἀδύνατοι.

¹ M adds καὶ ἡλικίῃ ἡλικίης.

DISEASES I

cleaning through expectoration does not proceed adequately, inasmuch as the cavity is heated and draws everything down into itself. Thus, on the one hand, the patient is choked by his expectoration, and his breathing is stertorous because he is not being cleaned out, on the other hand, he is weakened by the flux from his belly, and so he usually perishes.

Generally, in these kinds of diseases it is the head that produces the flux, inasmuch as it is hollow and situated in the superior position. When the head is heated by the cavity, it attracts the finest part of the phlegm from the body; when this has been collected in it, the head returns it in a thick mass, and, as has been said, part flows down into the upper cavity, and part into the lower cavity. Thus, when the head has begun with its flux, and the rest of the body to melt, patients no longer have a decent chance of survival, even if they are cauterized. For the harmful afflux to the pus surpasses what flows off, and the tissues are more wasted by the disease than nourished by the food taken in.

16. Some patients, that have diseases of this kind and from these factors, succumb within a short time, others drag on much longer. For one body differs from another, one affection from another, and one season in which to be ill from another; some patients are more able to endure the stress of diseases, while others are totally incapable of enduring.

ΠΕΡΙ ΝΟΥΣΩΝ Α

Οὐκουν ἐστὶ τὸ ἀκριβὲς εἰδέναι καὶ τυχεῖν εἴπαντα¹ τοῦ χρόνου. ἐν ὀπόσω ἀπόλλυται.² οὐτ' εἰ πολλόν. οὐτ' εἰ ὀλίγον· οὐδὲ γὰρ οὗτος ὁ χρόνος ἀκριβής. ὃν ἔνιοι λέγουσιν. ὡς τὰ πολλά. οὐδὲ αὐτὸ τοῦτο ἐκποιεῖ· διαφέρει γὰρ καὶ ἔτος ἔτεος καὶ ὥρη ὥρης. ἀλλ' ἦν τις ἐθέλη περὶ αὐτῶν ὀρθῶς γινώσκειν καὶ λέγειν. γινώσεται οὕτω πᾶσαν ὥρην καὶ ἀπολλυμένους καὶ περιγινομένους καὶ πάσχοντας ἢ ἂν πάσχωσιν.

17. Τὴν δὲ κάτω κοιλίην ἔμπυοι γίνονται μάλιστα μὲν. ὅταν φλέγμα ἢ χολή συστῆ ἄλῆς μεσηγὺ τῆς τε σαρκὸς καὶ τοῦ δέρματος· γίνονται δὲ καὶ ἀπὸ σπασμῶν· καὶ ὅταν φλέβιον σπασθὲν ραγῆ. τὸ αἷμα ἐκχυθὲν σήπεται τε καὶ ἐκπυεῖ· ἦν δὲ ἡ σὰρξ σπασθῆ ἢ φλασθῆ. ἔλκει ἐκ τῶν παρ' ἑωυτῆ φλεβίων αἷμα. καὶ τοῦτο σήπεται τε καὶ ἐκπυεῖ.

Τούτοις ἦν μὲν ἔξω ἀποσημήνη καὶ τὸ πύον ἐξέελθη. ὑγιέες γίνονται· ἦν δ' ἐκραγῆ ἔσω αὐτόματον, ἀπόλλυνται.

Κεχυμένοι δὲ πύον ἐν τῇ κάτω κοιλίῃ. ὥσπερ ἐν τῇ ἄνω εἴρηται ἐγγίνεσθαι. οὐκ ἂν δύναίτο ἐγγενέσθαι. ἀλλ' ὥσπερ³ εἴρηται. ἐν χιτῶσί τε καὶ ἐν φύμασιν ἐγγίνεται. καὶ ἦν μὲν ἔσω ἀποσημήνη. δυσπετὲς γινῶναι· οὐδὲ γὰρ διασεύσαντά ἐστι

¹ εἰδέναι . . . εἴπαντα om. M.

² Θ: -ονται M.

³ M adds μοι.

DISEASES I

It is certainly not possible to know precisely and to state correctly the period within which a patient will die, not even whether it will be long or short. For the period of time that some people give is not precise in most cases, nor does this information, of itself, suffice; for one year differs from another, and one season from another. If anyone wishes to recognize the truth on this subject and to say it, he will recognize that patients both perish and survive, and suffer whatever they suffer, in every season.

17. Suppuration in the lower cavity usually occurs when phlegm or bile congeals in a mass between the tissues and the skin. It can also result from tears: when a small vessel is torn and ruptures, the blood that is poured out putrefies and suppurates; furthermore, if the tissue is torn or contused, it draws blood from the surrounding small vessels, and this too putrefies and suppurates.

In these patients, if the abscess points outward,¹ and the pus comes out, they survive; but if the pus ruptures spontaneously inward, they die.

A collection of pus in the lower cavity, as it was described occurring in the upper cavity, cannot take place, but rather, as I indicated, it occurs within membranes and tubercles. If this points inward, it is difficult to perceive, since it cannot be detected by succussion. In most cases, it is to be

¹ I.e. forms a head on the surface.

γνώσκειναι. γινώσκειται δὲ μάλιστα τῇ ὀδύνη. ἔνθα
 ἂν ἦ· καὶ ἦν καταπλάσης γῆ¹ κεραμίτιδι ἢ ἄλλω
 τῷ τοιούτῳ, ἀποξηραίνει δι' ὀλίγου.

172 18. Ἐρυσίπελας δ' ἐν τῷ πλεύμονι γίνεται.
 ὅταν ὑπερξηραυθῇ ὁ πλεύμων· ὑπερξηραίνεται δὲ
 καὶ ὑπὸ καύματος καὶ ὑπὸ πυρετῶν καὶ ὑπὸ
 ταλαιπωρίας καὶ ἀκρασίας· καὶ ὅταν ὑπερξηραυθῇ,
 ἔλκει τὸ αἷμα² ἐφ' ἑωυτόν, μάλιστα μὲν καὶ πλεῖ-
 στον ἐκ τῶν μεγάλων φλεβῶν· αὐταὶ γὰρ αὐτῷ
 ἐγγυτάτω εἰσὶ καὶ ἐπίκεινται ἐπ' αὐτῷ· ἔλκει δὲ
 καὶ ἐκ τῶν ἄλλων τῶν πλησίων· ἔλκει δὲ τὸ
 λεπτότατον.³

Ὅταν δ' εἰρύση, πυρετὸς ἀπ' αὐτοῦ γίνεται
 ὀξύς καὶ βῆξ ξηρὴ καὶ πληθῶρη ἐν τοῖσι στήθεσι
 καὶ ὀδύνη ὀξείη ἔμπροσθέν τε καὶ ὀπίσθεν, μάλι-
 στα δὲ κατὰ τὴν ράχιν, ἅτε τῶν φλεβῶν τῶν
 μεγάλων διαθερμαινομένων· καὶ ἐμέουσιν ἄλλοτε
 ὕφαιμον, ἄλλοτε πελιδνόν· ἐμέουσι δὲ καὶ
 φλέγμα καὶ χολήν· καὶ ἐκψύχουσι πυκινά, ἐκψύ-
 χουσι δὲ διὰ τοῦ αἵματος τὴν μετάστασιν ἐξαπί-
 νης γινομένην· καὶ μάλιστα διασημαίνει τοῦτο,
 ὅταν ἐπὶ τοῦ πλεύμονος ἐπιγένηται ἐρυσίπελας
 καὶ τοῦ πυρετοῦ ἦ συνεχῆς λῆψις.

Τούτῳ ἦν μὲν δύο ἢ τριῶν ἢ τεσσέρων τὸ
 πλεῖστον ἡμερέων διαχυθῆ καὶ μεταστῆ τὸ ἔνδον⁴

¹ Foes: τῇ ΘΜ.

² τὸ αἷμα Θ: τοῦ αἵματος πλεῖστον Μ.

³ M adds καὶ ἀσθενέστατον.

⁴ M adds ἐς τὸ.

DISEASES I

recognized by where the pain happens to be; also, if you plaster the patient over with potter's earth or some other such material, the pus dries it up in a short time.

18. Erysipelas arises in the lung, when the lung becomes too dry; this happens as the result of burning heat, fevers, exertion, and intemperance. When the lung becomes too dry, it attracts blood, most frequently and in the greatest quantity from the large vessels, since these are nearest to it and lie over it, but also from the other vessels around it; it is the blood's finest component that is attracted.

When this attraction occurs, it gives rise to a high fever, as well as a dry cough, fullness in the chest, and sharp pains both anteriorly and posteriorly, especially along the spine, inasmuch as the large vessels become heated. Sometimes patients vomit material charged with blood, sometimes livid material, also phlegm and bile. They lose consciousness frequently, because of some sudden migration of the blood; in most cases, this happens when erysipelas is attacking the lung, and there is a continuing accession of fever.

If within two, three, or at most four days, this patient has a dispersion, and what is within moves

ἔξω. ὑγιῆς γίνεται ὡς τὰ πολλά· ἦν δὲ μὴ διαχυ-
θῆ καὶ μεταστῆ, ἐνσῆπεται τε καὶ ἔμπυος γίνεται
καὶ ἀπόλλυται· ἀπόλλυται δὲ δι' ὀλίγου, ἅτε τοῦ
πλεύμονος διαπύου ζόντος ὄλου καὶ σαπρού· ἦν δ'
ἔξω κατακεχυμένοι ἔσω τράπηται καὶ λάβη τοῦ
πλεύμονος, τοῦτον οὐδεμία ἐλπίς περιγενέσθαι.
ὅταν γὰρ προαπεξηρασμένος ὁ πλεύμων εἰρύσῃ ἐς
ἑωυτόν, οὐκ ἂν ἔτι μετασταίῃ, ἀλλὰ παραχρῆμα
ὑπὸ τοῦ καύματος καὶ τῆς ξηρασίης οὔτε¹ δέχεται
οὐδὲν οὔτε ἄνω ἀναδιδῶι οὐδέν, ἀλλὰ δι' οὖν
ἔφθειρεν.

174 19. Φῦμα δὲ γίνεται ἐν τῷ πλεύμονι ὧδε·
ὅταν φλέγμα ἢ | χολῆ ξυστραφῆ, σῆπεται, καὶ
ἕως μὲν ἂν ἔτι ὠμότερον ἦ, ὀδύνην τε παρέχει
λεπτὴν καὶ βῆχα ξηρὴν· ὅταν δὲ πεπαίνηται,
ὀδύνη τε γίνεται καὶ πρόσθεν καὶ ὀπίσθεν ὀξέη,
καὶ θερμαὶ λαμβάνουσι καὶ βῆξ ἰσχυρή.

Καὶ ἦν μὲν ὅτι τάχιστα πεπαυθῆ καὶ ῥαγῆ καὶ
ἄνω τράπηται τὸ πύον καὶ ἀναπτυσθῆ πᾶν καὶ ἡ
κοιλίη, ἐν ἧ τὸ πύον ἐνῆ.² προσπέσῃ τε καὶ ἀνα-
ξηρανθῆ, ὑγιῆς γίνεται παντελῶς.

Ἦν δὲ ῥαγῆ μὲν³ τάχιστα καὶ πεπαυθῆ καὶ
ἀνακαθαίρηται, ἀποξηρανθῆναι δὲ παντάπασι μὴ
δύνηται, ἀλλ' αὐτὸ ἀφ' ἑωυτοῦ τὸ φῦμα ἀναδιδῶ
τὸ πύον, καὶ ἀπὸ τῆς κεφαλῆς τε καὶ τοῦ ἄλλου
σώματος φλέγμα καταρρέει ἐς τὸ φῦμα σῆπηταί

¹ Θ: οὐκέτι M.

² Θ: ἐνῆν Wittern: om. M.

³ M adds ὅτι.

DISEASES I

outward, he usually recovers; but if no dispersion and movement occurs, there is putrefaction, the patient suppurates internally, and he dies. Death occurs in a short time, since the lung is already totally purulent and putrid. If, after having been dispersed externally, the disease turns inward and seizes the lung, there is no hope for the patient's survival. For when the lung, which has been dried out previously, attracts, there can no longer be any movement, but, owing to its burning heat and dryness, it immediately becomes unable either to accept anything or to give anything off, and so the patient perishes.

19. A tubercle in the lung arises as follows: when phlegm or bile collects there, it putrefies, and, as long as it is still in a raw state, it produces mild pain and a dry cough. When it becomes mature, sharp pains arise, both anteriorly and posteriorly, and feverish heat sets in together with violent coughing.

If the tubercle matures very quickly, and ruptures, if the pus turns upwards and is all coughed up, and if the cavity that the pus occupied collapses and is dried out, the patient recovers completely.

However, if the tubercle ruptures very quickly, matures, and is cleaned upwards, but, because its cavity cannot be dried up completely, the tubercle itself continues to give off pus, and besides phlegm pouring down from the head and the rest of the body into the tubercle putrefies, turns to pus, and is

τε καὶ πύον γίνηται καὶ πτύηται, δι' οὖν ἐφθάρη· διαφθείρεται δὲ ὑπὸ τῆς γαστρὸς ρυείσης ἢ ἀφ' ὧν περ τὸ πρόσθεν εἴρηται· λεσχηνευομένου δὲ αὐτοῦ καὶ φρονέοντος¹ πάντα χρήματα ὁμαλῶς² καὶ ἐν τῷ πρὶν χρόνῳ, ἀποξηραίνεται τε καὶ ἀποψύχεται, καὶ ξυμμύει τὰ φλέβια τὰ ἐν τῷ σώματι πάντα, ἅτε τοῦ αἵματος ἐξ αὐτῶν³ ἐκκεκαυμένου ὑπὸ πυρετῶν, ἐνίοτε δὲ ὑπὸ χρόνου τε πλήθους καὶ μεγέθους τῆς νούσου καὶ τῶν ἐνεόντων κακῶν καὶ τῶν προσεπιγινομένων.

Ἦν δὲ μὴ δύνηται πολλοῦ χρόνου⁴ ῥαγῆναι, μήτε ἐκ τοῦ αὐτομάτου μήτε ὑπὸ φαρμάκων, τήκεται ὁ ἀσθενέων ὑπὸ τε ὀδυνέων ἰσχυρῶν καὶ ἀσιτίης καὶ βηχὸς καὶ πυρετῶν καὶ ὡς τὰ πολλὰ διαφθείρεται.

Ἦν δ' ἤδη λελεπτυσμένῳ καὶ κλινοπετεῖ ἐόντι ῥαγῆ τὸ πύον, οὐδ' οὕτω μάλα ἀναφέρουσιν, ἀλλὰ διαφθείρονται τρόπῳ τῷ αὐτῷ.

Ἦν δὲ ῥαγῆ μὲν ὅτι τάχιστα καὶ πεπανθῆ, πεπανθὲν δὲ ἐκχυθῆ ἐπὶ τὰς φρένας τὸ πολλὸν αὐτοῦ, τὸ παραυτικά μὲν δοκέει ῥάων εἶναι·
 176 προῖόντος | δὲ τοῦ χρόνου, ἦν μὲν ἀναπτύση πᾶν καὶ ἡ κοιλίη, ἐν ἧ τὸ πύον ἐνῆ,⁵ προσπέση τε καὶ ἀναξηρανθῆ, ὑγιῆς γίνεται· ἦν δὲ ὅ τε χρόνος πλείων γένηται, καὶ αὐτὸς ἀσθενέστερος, καὶ

¹ M: ἀφρον- Θ.
 σώματος Θ.

² M: ὁμαλῶσα Θ.

³ αἵματος ἐξ αὐτῶν M:
⁴ τε πλήθους . . . χρόνου om. Θ.

⁵ ΘM: ἐνῆν

Wittern.

DISEASES I

expectorated, then the patient perishes; death results from a flux of the belly, or from the factors mentioned before. While the patient is chatting and still retains an understanding of every subject just as he had before,¹ he is dried up and breathes out his spirit, and all the small vessels in his body close, inasmuch as the blood from them is burnt out by the fevers, and sometimes also by the extent of time, by the magnitude of the disease, by the evils first present, and by those added.

Now, if the tubercle fails to rupture for a long time, either spontaneously or with the help of a medication, the weakened patient melts away as the result of his violent pains, fasting, cough and fevers, and usually he perishes.

If pus breaks through in a patient that is already emaciated and bed-ridden, they do not recover very often in this case, either, but perish in the same way.

If the tubercle ruptures very quickly and matures, but, when it has matured, most of its pus is poured out on to the diaphragm, for the moment the patient seems better; and if, with time, he coughs everything up, and the cavity in which the pus resided collapses and is dried out, he recovers. However, if the time increases, if the patient

¹ An incomprehensible passage, presumably already so in Erotian's time: see Nachmanson, *Erotianstudien* 401 f. and Wittern, 142 f.

ἀναπτύσαι μὴ δύνηται, ἀλλὰ καυθῆ ἢ τμηθῆ, καὶ τὸ πύον ἐξέλθῃ. παραυτικά μὲν καὶ οὕτω δοκέει δὴ τι ῥάων εἶναι, προϊόντος δὲ τοῦ χρόνου διαφθείρεται ὑπὸ τῶν αὐτῶν, ὑφ' ὧνπερ καὶ ἐν τῇ πρώτῃ εἴρηται.

20. Ἐν δὲ τῷ πλευρῷ γίνεται μὲν φύματα καὶ ἀπὸ φλέγματος καὶ ἀπὸ χολῆς κατὰ τὸν αὐτὸν λόγον τοῖσιν ἐν τῷ πλευρόνι· γίνεται δὲ καὶ ἀπὸ πόνων, ὅταν τι τῶν φλεβίων σπασθὲν ῥαγῆ, ἢ σπασθῆ μὲν, ῥαγῆ δὲ μὴ παντελῶς, ἀλλὰ σπαδῶν ἐν αὐτῷ γένηται· ἢν μὲν οὖν ῥαγῆ παραυτικά, τὸ αἷμα ἐκχυθὲν ἐκ τοῦ φλεβίου σήπεται τε καὶ ἐκπυέει· ἢν δὲ σπαδῶν ἐν τῷ φλεβίῳ γένηται, τοῦτο δὲ κατ' ἀρχὰς μὲν ὀδύνας παρέχει καὶ σφύζει, προϊόντος δὲ τοῦ χρόνου διαδιδοῖ ἢ φλέψ τοῦ αἵματος ἐς τὴν σάρκα, καὶ τοῦτο σηπόμενον ἐν τῇ σαρκὶ πύον γίνεται.

Κατὰ τὸν αὐτὸν δὲ λόγον καὶ ἡ σὰρξ, ἢν μὲν μᾶλλον πονήσῃ, πλέον ἔλκει τοῦ αἵματος ἐς ἑωυτὴν ἐκ τῶν ἐγγυτάτω φλεβῶν, καὶ παραχρῆμα ἐκπυέει· ἢν δ' ἦσσον πονήσῃ, σχολαίτερον καὶ ἔλκει καὶ ἐκπυέει.

Ἐνίοισι δ' ὅταν ἀσθενέα γένηται τὰ σπάσματα ἢ ἐν τῇ σαρκὶ ἢ ἐν τῆσι φλεψίν, οὐκ ἐκπύσκειται, ἀλλὰ γίνεται ἀλγήματα πολυχρόνια, ἃ καὶ καλέουσι ῥήγματα.

DISEASES I

becomes weaker, and if he is unable to expectorate, but when he is cauterized or incised the pus comes forth, in this case, too, he seems somewhat better for the moment; still, with the passage of time, he perishes from the things indicated in the first case.

20. In the side, tubercles arise from both phlegm and bile, and in the same way as those in the lung. These tubercles also occur from exertions, when one of the small vessels is torn and ruptures, or, although torn, it does not rupture completely, but a tear arises in it. Now, if the vessel ruptures right away, the blood that is poured out of it putrefies and suppurates; if, on the other hand, only a tear occurs in the vessel, at the beginning this produces pains, and throbs; later, the vessel exudes blood into the tissue, and this putrefies in the tissue to become pus.

In the same way, the tissue, too, if seriously affected, attracts more blood from the nearby vessels, and at once suppurates; if it is less affected, it attracts and suppurates more slowly.

In some cases, when small tears occur in the tissue or in vessels, they do not suppurate, but there arise chronic pains, which people also call tears.

178

Καὶ ὅσα μὲν ἐν τῇ σαρκὶ γίνεται, ὧδε γίνεται· ὅταν ἢ σὰρξ πονήσῃ τι ἢ σπασθεῖσα ἢ πληγεῖσα ἢ ἄλλο τι παθοῦσα, γίνεται, ὡσπερ εἴρηται, πελιδνή, πελιδνή δὲ οὐκ εἰλικρινεῖ αἷματι, ἀλλὰ λεπτῶ τε καὶ ὑδαρεῖ καὶ τούτῳ ὀλίγῳ· ὅταν δ' ὑπερξηρανθῇ μᾶλλον τοῦ εἰωθότος, διαθερμαίνε-
 ταί τε καὶ ὀδύνην παρέχει, καὶ ἄγει ἐς ἔω|τὴν ἀπὸ τῶν πλησίων καὶ φλεβῶν καὶ σαρκῶν τὸ ὑγρὸν· καὶ ὅταν ὑπερυγρανθῇ καὶ τοῦτο αὐτὸ τὸ ὑγρὸν διαθερμανθῇ ὑπ' αὐτῆς τῆς σαρκός, σκιδναται ἀνὰ τὸ σῶμα πᾶν, οἷόν περ εἰρύσθη, καὶ μᾶλλον δὴ τι σκιδναται² ἐς τὰς φλέβας ἢ ἐς τὰς σάρκας· ἔλκουσι γὰρ αἱ φλέβες μᾶλλον τῶν σαρκῶν, ἔλκουσι δὲ καὶ αἱ σάρκες.

Ἄνταν δ' ἐς πολλὸν ὑγρὸν, τὸ ἐν τῷ σώματι, ὀλίγον τὸ ἀπὸ τῆς σαρκὸς ἔλθη,³ ἄδηλόν τε γίνεται καὶ ἀνώδυνον, καὶ ἀντὶ νενοσηκότος γίνεται ὑγιὲς τῷ χρόνῳ.

Ἦν δὲ διαθερμανθῇ τε μᾶλλον ἢ σὰρξ καὶ εἰρύση πλεῖον τὸ ὑγρὸν, ὀδύνην παρέχει, καὶ ὅπη ἂν τοῦ σώματος ἀπ' αὐτῆς ὀρμήσῃ καὶ καταστηρίξῃ, ὀδύνην παρέχει ὀξέην· καὶ δοκέουσιν ἔνιοι ἔω-
 τοῖσι τὸ ῥῆγμα μεθεστάναι· τὸ δ' οὐκ ἀνυστόν· ἔλκος γὰρ μεταστῆναι οὐκ ἀνυστόν·⁴ ἐγγυτάτω δ' ἔλκεός ἐστιν ὅσα τοιαῦτα· ἀλλὰ τὸ ἀπὸ τῆς

¹ πελιδνή δὲ om. M.

² ἀνὰ τὸ σῶμα . . . σκιδναται om. Θ.

³ Θ: ἔλκουσθῇ M.

⁴ ἔλκος . . . ἀνυστόν om. M.

DISEASES I

What happens in the tissue happens in the following way: when the tissue is somehow affected, being either torn or struck or suffering some other insult, it becomes, as was stated,¹ livid, and livid not with pure blood, but with thin watery blood of a small amount; this makes the tissue drier than normal, and as a result it becomes hot, produces pain, and attracts moisture from the nearby vessels and tissues; when the tissue then becomes abnormally moist, the moisture that has been attracted becomes hot from the heat of the tissue, and is dispersed throughout the whole body, just as it was attracted; actually, more is dispersed to the vessels than to the tissues, for the vessels attract more than do the tissues, although the tissues do attract some.

When this small amount of moisture from the tissues passes into the large amount of moisture in the body, it becomes inconspicuous, harmless, and, with time, no longer ill but healthy.

However, if the tissue has been more severely heated, and has attracted a greater amount of moisture, this produces pain: wherever in the body the moisture from the tissue rushes and is deposited, at that place there is sharp pain. Some patients believe that the tear in them has moved, but this is not possible, for an ulcer cannot move, and such things as these are most akin to an ulcer;

¹ In chapter 15 above.

σαρκὸς ὑγρὸν αἷσσει διὰ τῶν φλεβίων· ὅταν δὲ διαθερμανθῇ τε καὶ παχυνθῇ καὶ γένηται πλέον, ὀδύνην παρέχει, ἔστ' ἂν ὁμοιον γένηται τῷ ἄλλῳ ὑγρῷ κατὰ λεπτότητα καὶ ψυχρότητα.

180 Ὅσα δ' ἐν τοῖσι φλεβίοισι γίνεται, αὐτὸ μὲν τὸ φλέβιον, ὅσον ἔσπασται, κατὰ χώραν μένει· ὅταν δὲ σπασθῇ, σπᾶται δ' ὑπὸ τόνου καὶ βίης, καὶ ὅταν σπασθῇ, γίνεται οἶον κισσός· καὶ διαθερμαίνεται τε καὶ ἔλκει ἐς ἑωυτὸ νοτίδα ὑγρῆν· ἡ δὲ νοτίς ἐστίν ἀπὸ χολῆς καὶ φλέγματος· καὶ ὅταν μιχθῇ τό τε αἷμα καὶ τὸ ἀπὸ τῆς σαρκὸς ὑγρὸν, παχύνεται τε τὸ αἷμα πολλαπλασίως αὐτὸ ἑωυτοῦ ταύτη, ἧ ἂν ἡ φλέψ τυγχάνη ἐσπασμένη, καὶ νοσωδέστερον γίνεται καὶ στασιμώτερόν τε καὶ πλέον· καὶ ὅταν πλέον γένηται, μετ' οὖν ἔσται τὸ πλήρωμα, ἧ ἂν | τύχη, καὶ ὀδύνην παρέχει ὀξέην ὥστ' ἐνίοισι δοκέειν τὸ ῥῆγμα ἑωυτοῖσι μεθεστάναι, καὶ ἦν τύχη ὥστ' ἐς τὸν ὦμον μεταστῆναι, βάρος τε τῇ χειρὶ παρέχει καὶ νάρκην καὶ νωθρίην· καὶ ἦν μὲν ἐς τὴν φλέβα σκεδασθῇ,¹ ἡ ἐς τὸν ὦμόν τε καὶ ἐς τὸν νῶτον τείνει, παύεται ἡ ὀδύνη παραχρῆμα ὡς τὰ πολλά.

Γίνεται δὲ τὰ σπάσματα καὶ ἀπὸ πόνων καὶ πτωμάτων καὶ πληγῆς, καὶ ἦν τις ἄχθος μέζον αἶρηται, καὶ ἀπὸ δρόμων καὶ πάλης καὶ τῶν τοιούτων πάντων.

21. Ὅσοι δ' ἀπὸ τρωμάτων ἔμπυοι γίνονται.

DISEASES I

rather, it is the moisture from the tissue which darts through the small vessels; and once this has become heated, thickened, and greater in quantity, it will continue to produce pain until it once more becomes as thin and cold as the rest of the moisture in the body.

Whatever else happens in small vessels, the vessel itself, however much it is torn, remains in place. When it is torn, it is torn by tension and violence, and it forms something like a varix; it becomes heated and attracts damp moisture; this moisture is from bile and phlegm. When blood and the moisture from the tissues are mixed where the vessel happens to have been torn, the blood becomes many times thicker than normal, more sickly, more stagnant, and greater in quantity. As it increases in quantity, its fullness moves anywhere it pleases, and produces sharp pain, so that to some patients it seems that their tear has moved. If the blood happens to move to the shoulder, it produces a heaviness in the arm along with numbness and torpor; however, if the blood is dispersed into the vessel that passes to the shoulder and the back, the pain ceases, in most cases, at once.

Tears can also arise from exertions, falls, a blow, if a person lifts some great burden, and from races, wrestling, or anything else of that sort.

21. Persons that suppurate internally as the

¹ Potter: σκιμφοῦ ὄμ.

ἦν ὑπὸ δόρατος ἢ ἐγχειριδίου ἢ τοξεύματος ἐσω-
 τέρω τρωθῶσιν, ἕως μὲν ἂν ἔχη ἔξω τὸ ἔλκος
 ἀναπνοῆν ἀνὰ τὸ ἀρχαῖον τρώμα, ταύτη τε τὸ
 ψυχρὸν ἐπάγεται ἐφ' ἑωυτό, καὶ τὸ θερμὸν ἀφ'
 ἑωυτοῦ ταύτη ἀφίησι, καὶ ἀποκαθαίρεται ταύτη
 τὸ πύον καὶ ἦν δὴ τι ἄλλο, καὶ ἦν μὲν ὑγιαυθῆ¹
 τό τ' ἔνδον καὶ τὸ ἔξω ὁμοῦ, ὑγιῆς γίνεται παι-
 τελῶς· ἦν δὲ τὸ μὲν ἔξω ὑγιαυθῆ, τὸ δ' ἔσω μὴ
 ὑγιαυθῆ, ἔμπυος γίνεται· καὶ ἦν ὑγιαυθῆ μὲν
 ὁμοῦ τὸ ἔνδον καὶ τὸ ἔξω, ἢ δὲ οὐλλῆ ἔσω ἀσθενῆς
 τε γένηται καὶ τρηχέα καὶ πελιδιή, ἀνελκοῦται
 ἐνίοτε, καὶ ἔμπυος γίνεται· ἀνελκοῦται δὲ καὶ ἦν
 πονήση τι πλέον, καὶ ἦν λεπτυυθῆ, καὶ ἦν
 φλέγμα ἢ χολή πρὸς τῇ οὐλλῇ προσπαγῆ, καὶ ἦν
 νούσω ἐτέρῃ ληφθεῖς λεπτυυθῆ.

Ἢταν δὲ γένηται ἔλκος, ἦν τε οὕτως ἦν τε
 προσυμφυῆ τὸ ἔξω τοῦ ἔσω, ὀδύνην τε παρέχει
 ὀξέην καὶ βῆχα καὶ πυρετόν· καὶ τήν τε ψύξιν
 ἐπάγεται αὐτὸ ἑωυτῷ τὸ ἔλκος διὰ τὸ πλέον τε
 καὶ θερμότερον εἶναι, καὶ αὐτὸ ἀφ' ἑωυτοῦ ἀπο-
 πνεῖ τὸ θερμόν· καὶ τὸ πύον ἀποκαθαίρεται διὰ
 πλείονος καὶ προσανήτόν τε καὶ σχολαίτερον
 182 ὑγιάζεται πολλῶ, ἐνίοτε δ' οὐδ' | ὑγιάζεται· ἢ
 γὰρ σὰρξ ἢ τοῦ ἔλκεος ὑπὸ τοῦ καύματος τοῦ ἐν

¹ Here and below ὑγιαυθῆ ΘΜ: ὑγιασθη Wittern, following Van Brock.

DISEASES I

result of being wounded internally by spear, dagger, or arrow: as long as the ulcer maintains a connection to the external air through the original wound, at that point it attracts cold to itself and sends off heat, and pus—along with anything else—is cleaned from it there. If the internal and external parts heal at the same time, the patient recovers completely; however, if the external part heals, but the internal one does not, the person suppurates internally. If the internal and external parts heal at the same time, but the scar becomes weak, rough, and livid within, it sometimes ulcerates afresh, and then the patient suppurates internally. The scar may also ulcerate afresh if the patient exerts himself too much in some way, if he becomes lean, if phlegm or bile becomes fixed in the scar, or if he becomes lean as the result of being attacked by another disease.

When an ulcer has arisen, either in this way or because the external part grew together before the internal one did, it produces sharp pain, coughing, and fever. This ulcer attracts cold to itself, because of its greater magnitude and heat, and exhales heat from itself; pus is cleaned over a longer time, and the patient recovers, but with a tendency to be incurable, and much more slowly, sometimes not at all¹; for the tissue of the ulcer is boiled by the

¹ For a discussion of the Greek conception of health, as a relative rather than an absolute phenomenon, see F. Kudlien, "Gesundheit" in *Reallexikon für Antike und Christentum* (X, 902–45), Stuttgart, 1978, cols. 904–10.

τῷ σώματι ἔψεται τε καὶ ὑπερυγραίνεται, ὥστε μὴ δύνασθαι μήτε ξηρανθῆναι μήτε σαρκοφυῆσαι μήτε ὑγιασθῆναι, ἀλλ' ὅταν χρόνος προΐη, τελευταῖα πάσχων ταυτά, ἃ καὶ ἐν τῇ πρόσθεν εἴρηται.

Ἦν δὲ τύχη ὥστε τρωθῆναί τι τῶν φλεβίων τῶν παχυτέρων καὶ εἴσω ῥυῆ τὸ αἷμα καὶ ἐνσαπῆ, ἔμπυος γίνεται· καὶ ἦν μὲν τοῦτο τὸ πύον πτυσθῆ πᾶν, καὶ ἡ φλέψ ἡ τετρωμένη στεγνωθῆ, καὶ τὸ ἔλκος ὑγιασθῆ καὶ τὸ ἔσω καὶ τὸ ἔξω, ὑγιῆς γίνεται παντελῶς· ἦν δὲ μὴ δύνηται μήτε τὸ ἔλκος συμφυῆναι¹ μήτε ἡ φλέψ στεγνωθῆναι, ἀλλ' ἄλλοτε καὶ ἄλλοτε ἀναδιδῶ αἷμα, καὶ ἡ παραυτίκα ἐμῆται ἢ πτύηται, ἢ καὶ σήπηται καὶ πύον πτύηται, διαφθείρεται ὡς τὰ πολλά, ἢ παραυτίκα ἐμέων αἷμα, ἢ ὑστέρω χρόνω ὑφ' ὧν καὶ ἐν τῇ πρόσθεν εἴρηται διαφθειρόμενος.

Πολλάκις δὲ ὅσοι τι τῶν ἔσω φλεβίων τιτρώσκονται ἢ ὑπὸ τρωμάτων ἢ πόνων ἢ κατὰ γυμνασίην ἢ ὑπ' ἄλλου του, ὅταν συμφυῆ καὶ δοκῆ ὑγιῆς εἶναι τὸ φλέβιον, ἀναρρήγνυται ὕστερον χρόνω· ἀναρρήγνυται δ' ὑπὸ τῶν αὐτῶν ὑφ' ὧν περ καὶ πρόσθεν· ὅταν δ' ἀναρραγῆ, αἱμορροεῖ, καὶ παραυτίκα ἀπόλλυνται ἐμέοντες αἷμα πολλόν τε καὶ πολλάκις, ἢ ἄλλοτε μὲν καὶ ἄλλοτε αἷμα ἐμέουσι πρόσφατον, πύον δὲ πτύοντες ἀνὰ πᾶσαν ἡμέρην πολλόν τε καὶ παχύ, δι' οὖν ἐφθάρησαν

¹ M adds τὸ ἔνδον.

DISEASES I

burning heat in the body, and becomes too moist, so that it can neither be dried out, nor produce new tissue, nor heal; rather, as time passes, the patient meets his end suffering the same things mentioned in the preceding disease.

If it so happens that one of the wider vessels is wounded, and blood flows inward and putrefies, the patient suppurates internally. If this pus is all coughed up, if the wounded vessel closes, and if the ulcer heals both internally and externally, there is complete recovery. However, if the ulcer cannot grow together, nor the vessel close, but from time to time they give off blood, which is either vomited up at once or expectorated, or putrefies and is expectorated in the form of pus, the patient usually perishes, either straightway from vomiting blood, or at some later time from the things mentioned above as being fatal.

It often happens in persons that have been wounded in one of the small internal vessels, either by wounds or by exertions in athletics or otherwise, that after the vessel has grown together and seems to have recovered, it ruptures again at a later time from the same things as before. When it does this, it bleeds, and the patients either die straightway from vomiting blood frequently and in large amounts, or they vomit fresh blood only now and then, but expectorate copious thick pus all day long, and so perish in a way identical, or similar, to

τρόπῳ τοιούτῳ ἢ παραπλησίῳ, ὡς καὶ ἐν τῆσιν ἄλλησιν¹ εἴρηται.

22. Τοῖσι δὲ ταῦτα τὰ νοσήματα ἴσχουσι καὶ ὅσα τοιαῦτα διαφέρει εἰς τὸ εὐπετεστέρως τε ἀπαλλάσσειν καὶ δυσπετεστέρως ἀνὴρ τε γυναικός, καὶ νεώτερος γεραιτέρου, καὶ γυνὴ νεωτέρη
184 καὶ παλαιοτέρη, καὶ πρὸς τούτοισιν ἢ ὥρῃ τοῦ ἔτεος, ἐν ᾗ ἂν νοσέωσι, καὶ ἦν ἐξ ἑτέρης νούσου νοσέωσιν ἦν τε μὴ ἐξ ἑτέρης. διαφέρει δὲ καὶ πάθημα παθήματος μέζον <ὄν>² τε καὶ ἔλασσον καὶ χρῶς χρωτὸς καὶ θεραπείη θεραπείης.

Τούτων δ' οὕτω διαφερόντων ἀνάγκη διαφέρειν καὶ τὸν χρόνον, καὶ τοῖσι μὲν πλέω γίνεσθαι, τοῖσι δ' ἐλάσσω, καὶ ἀπόλλυσθαι ἢ μὴ, καὶ τοῖσι μὲν παραμόνιμά τ' εἶναι καὶ μέζω, τοῖσι δ' ἐλάσσω τε καὶ ὀλιγοχρόνια, τοῖσι δὲ παραμένειν ἐς τὸ γῆρας τὰ νοσήματα καὶ συναποθνήσκειν, τοὺς δ' ἀπόλλυσθαι δι' ὀλίγου ὑπ' αὐτῶν.

Καὶ ὅσοι μὲν νεώτεροι πάσχουσι τι τούτων, ὅσα εἴρηται ἀπὸ πόνων παθήματα γίνεσθαι, πάσχουσι πλέω τε καὶ ἰσχυρότερα καὶ ἀλγέουσι μᾶλλον τῶν ἄλλων, καὶ παραυτικά ἐνδηλα αὐτοῖσιν, ὥστε ἢ πτύσαι αἶμα ἢ ἐμέσαι, τὰ δὲ καὶ γινόμενα λαυθάνει αὐτοὺς ὑπὸ εὐεξίης τοῦ σώματος.

Οἱ δὲ γεραιτέροι πάσχουσι μὲν ὀλιγάκις, καὶ ὅταν πάθωσιν, ἀσθενέα πάσχουσιν ἅτε ἀσθενέστε-

¹ M adds νούσοισιν.

² Potter.

DISEASES I

that mentioned in the other diseases.

22. Among persons that have these and similar diseases, a man differs from a woman in the ease or difficulty with which he recovers, a younger man differs from an older man, and a younger woman differs from an older woman; additional factors are the season in which they have fallen ill, and whether or not their disease has followed from another disease. Besides, one affection differs from another, being either greater or less, one body from another, and one treatment from another.

And since these things vary in this way, it necessarily follows that the duration, too, varies, being greater in some instances and less in others, and that patients may or may not die: for such diseases are permanent and more serious in some patients, but of short duration and less serious in others, they last into old age in yet others, clinging to them until death, and still others die from them in a short time.

When younger men are subject to one of the affections that were said to arise from exertions, they suffer in more ways and more severely, and have more pains than do others; diseases usually become apparent in them immediately, so that they either expectorate or vomit blood, although sometimes the disease escapes the patient's notice because of his good bodily condition.

Older men suffer less often and, when they do, more mildly, since they are themselves weaker, and

ροι ἕόντες, καὶ ἐπαίουσι μᾶλλον καὶ ἐπιμέλονται μᾶλλον τῶν παθημάτων.

Γίνεται οὖν τὴν ἀρχὴν τὸ παράπαν ἦσσον τῷ γεραιτέρῳ ἢ τῷ νεωτέρῳ· καὶ ὅταν γένηται, τῷ μὲν γεραιτέρῳ ἀσθενέστερα γίνεται, τῷ δὲ νεωτέρῳ ἰσχυρότερα.

Καὶ τῷ μὲν νεωτέρῳ, ἅτε τοῦ σώματος τόνου τε ἔχοντος καὶ ξηρασίην καὶ ἰὴν σάρκα πυκινήν τε καὶ ἰσχυροτέραν¹ καὶ πρὸς τοῖσιν ὀστέοισι προσκαθημένην καὶ περὶ αὐτὴν τοῦ δέρματος περιτεταμένον, ὅταν τι πονήσῃ πλέον τοῦ εἰωθότος, μᾶλλον καὶ ἑξαίφνης, σπασμοὶ τε γίνονται ἰσχυροὶ καὶ ῥήγματα πολλά τε καὶ παντοῖα τῶν φλεβῶν καὶ τῶν σαρκῶν· καὶ τούτων τὰ μὲν παραυτικά ἐνδηλα² γίνεται, τὰ δ' ὕστερον χρόνῳ ἀναφαίνεται.

186 Τοῖσι δὲ γεραιτέροισι τόνος τ' ἰσχυρὸς οὐκ ἔνι, καὶ αἱ σάρκες περὶ τὰ ὀστέα περιρρέουσι, καὶ τὸ δέρμα περὶ τὰς σάρκας, καὶ αὐτὴ ἢ σὰρξ | ἀραιή τε καὶ ἀσθενής· καὶ οὔτε τι ἂν πάθοι τοιοῦτον ὁμοίως ὡς καὶ ὁ νεώτερος, καὶ ἦν τι πάθῃ, πάσχει ἀσθενέα τε καὶ παραυτικά ἐνδηλα.

Τοσοῦτῳ μὲν ἐν τῇ ἀρχῇ τῶν παθημάτων δυσχερέστερον ἀπαλλάσσουσιν οἱ νεώτεροι τῶν γεραιτέρων.

Ὅταν δ' ἡ νοῦσος ἐμφανῆς γένηται, καὶ ἡ

¹ Θ: ἰσχυρὴν M.

² Θ: ἔκ- M.

DISEASES I

also they have more understanding and take better care of their affections.

Thus, to begin with, these diseases occur less often, on the whole, in older men than in younger ones, and, when they do occur, they are milder in older men and more violent in younger ones.

In the younger man, inasmuch as his body has tension, dryness, and a tissue that is dense, stronger and adherent to the bones, and inasmuch as his skin is tightly stretched about the tissue, when he exerts himself more than normal, either in greater amounts or violently, severe tears arise, along with many and various ruptures of the vessels and tissues. Of these, some are revealed at once, while others come to light only later.

In older men, strong tension is not present, the tissues are loosely attached to the bones, and the skin to the tissues, and the tissue itself is rarified and weak. Therefore, the older man would never suffer such a thing as the younger man does, and even if he did, his disease would be mild and immediately apparent.

This is how much more difficult it is for younger men to recover at the beginning of affections, than for older ones.

When the disease is revealed, and patients are

πύον ἢ αἷμα πτύσωσιν ἢ ἀμφότερα, ὅσοι μὲν νεώτεροί εἰσιν, ἅτε τοῦ σώματος εὐτόνου τε ἐόντος καὶ πυκινοῦ, οὐ δύνανται ἀποκαθαίρεσθαι ὁμαλῶς ἀπὸ τῶν ἐλκείων τῶν ἐν τῇ ἄνω κοιλίῃ τὸ πύον. ὁ τε γὰρ πλεύμων οὐ κάρτα ἔλκει ἐς τὰς ἀρτηρίας πυκνότερος ἔων, αἶ τε ἀρτηρίαί λεπτὰί ἐοῦσαι καὶ στεναὶ οὐκ ἐνδέχονται τὸ πύον, εἰ μὴ ὀλίγον τε καὶ ὀλιγάκις, ὥστε ἀνάγκη τὸ πύον ἐν τῷ θώρακί τε καὶ ἐπὶ τῶν ἐλκείων ἀθροίζεσθαι τε καὶ παχύνεσθαι.

Τῷ δ' ἀφηλικεστέρω ὁ τε πλεύμων ἀραιότερος καὶ κοιλότερος, καὶ αἶ ἀρτηρίαί εὐρύτεραι, ὥστε μὴ ἐγχρονίζειν τὸ πύον ἐν τῇ κοιλίῃ καὶ ἐπὶ τῶν ἐλκείων, καὶ ὅ τι ἂν ἐπιγένηται, τοῦτο πᾶν ἀνάγκη ἀνασπᾶσθαι ἄνω ὑπὸ τοῦ πλεύμονος ἐς τὰς ἀρτηρίας καὶ παραχρῆμα ἐκπτύεσθαι.

Τῷ μὲν οὖν νεωτέρῳ, ἅτε τῶν παθημάτων ἰσχυροτέρων ἐόντων καὶ τῆς καθάρσιος οὐ γινομένης κατὰ λόγον τοῦ πτύσματος, οἷ τε πυρετοὶ ὀξύτεροι καὶ πυκνότεροι γίνονται, καὶ ὀδύνη ἐμπίπτουσιν ὀξέαι αὐτοῦ τε τοῦ παθήματος καὶ τοῦ ἄλλου σώματος, ἅτε τῶν φλεβίων ἐντόνων τε ὄντων καὶ ἐναίμων· ὅταν δὲ ταῦτα διαθερμανθῇ ἐφ'¹ ἐωυτῶν, ὀδύνη διαίσσουσιν ἄλλοτε ἄλλη τοῦ σώματος, καὶ οὔτοι μὲν διαφθεύονται ὡς τὰ πολλὰ δι' ὀλίγου.

¹ Θ: ἐφ' Μ.

DISEASES I

expectorating either pus or blood or both, those that are younger, since their body is elastic and dense, are unable to clean the pus adequately from the ulcers in their upper cavity; for the lung, being denser, hardly draws the pus into the bronchial tubes, and the bronchial tubes, being thin and narrow, only accept it rarely and in small amounts; perforce, then, the pus collects in the thorax on the ulcers and becomes thick.

In the elderly man, the lung is rarer and hollower, and the bronchial tubes wider, so that the pus does not delay long in the cavity and on the ulcers, and whatever is added must all be drawn up by the lung into the bronchial tubes and at once expectorated.

Thus, in the younger man, inasmuch as his affections are severer, and cleaning does not proceed properly by expectoration, fevers are higher and more frequent, and sharper pains attack both the affected area itself and the rest of the body, since the small vessels are stretched and charged with blood; when these themselves become heated, pains dart at one time to one part of the body, at another time to another part; such patients generally die in a short time.

188 Τοῖσι δὲ γεραιτέροισιν, ἅτε τῶν παθημάτων ἀσθενεστέρων ἑόντων καὶ τοῦ πτύσματος ἀπ' αὐτῶν καθαιρομένου, οἳ τε πυρετοὶ λεπτότεροι καὶ ὀλιγάκις γίνονται, καὶ ὀδύναί ἐνεῖσι μὲν, ἐνεῖσι δὲ λεπταί· καὶ παντάπασιν μὲν τῶν παθημάτων τῶν τοιούτων οὐκ ἀπαλλάσσονται οὐδ' οἳ γεραιτέροι, ἀλλ' ἔχοντες αὐτὰ καταφθείρονται πολὺν χρόνον, καὶ ἄλλοτε | πύον πτύουσιν, ἄλλοτε δ' αἶμα, ἄλλοτε δ' οὐδέτερον, τέλος δὲ συναποθνήσκει αὐτοῖσιν· ἀποθνήσκουσι δὲ μάλιστα οὕτως, ὅταν τι αὐτοὺς νόσημα τούτων, ᾧ ἂν ἔχωσι, παραπλήσιον καταλάβῃ, ὥστ' ἔχειν καὶ τοῦτο, καὶ ὃ ἂν ἔχωσι νόσημα ἰσχυρότερον γίνεται καὶ ὡς τὰ πολλὰ δι' οὗν ἐφθίρει. ταῦτα δ' ἐστὶ τὰ μάλιστα ἐξεργαζόμενα τῶν νοσημάτων πλευριτίς τε καὶ περιπλευμονίη.

23. Πυρετὸς δ' ἀπὸ τῶνδε γίνεται· ὅταν χολὴ ἢ φλέγμα θερμανθῇ, θερμαίνεται πᾶν τὸ ἄλλο σῶμα ἀπὸ τούτων, καὶ καλέεται πυρετὸς τοῦτο· θερμαίνεται δὲ ἢ τε χολὴ καὶ τὸ φλέγμα¹ ἔσωθεν μὲν ἀπὸ σιτίων καὶ ποτῶν, ἀφ' ὧν περ καὶ τρέφεται καὶ αὖξεται, ἔξωθεν δ' ἀπὸ πόνων καὶ τραυμάτων, καὶ ὑπὸ τε τοῦ θερμοῦ ὑπερθερμαίνοντος καὶ τοῦ ψυχροῦ ὑπερψύχοντος· θερμαίνεται δὲ καὶ ἀπὸ ὄψιως καὶ ἀκοῆς, ἐλάχιστα δ' ἀπὸ τούτων.

¹ Μ: σῶμα Θ.

DISEASES I

In older patients, inasmuch as their affections are milder and the sputum from them is cleaned out, fevers are milder and infrequent, and, although pains are present, they are mild. However, not even older men recover completely from affections like these, but, still retaining them, go down hill over a long period; sometimes they expectorate pus, sometimes blood, sometimes neither, and in the end they die still with the diseases. Generally they die as follows: when some additional disease similar to the one they have befalls them, the disease they first had becomes severer and, in most cases, kills them; the diseases most frequently added in this way are pleurisy and pneumonia.

23. Fever arises from the following: when bile or phlegm becomes heated, from this all the rest of the body, too, is heated, and this is called fever. Both bile and phlegm are heated from inside by the foods and drinks out of which they are nourished and grow, from outside by exertions and wounds, and by heat that makes them too hot, and cold that makes them too cold; they are also heated by seeing and hearing, but least of all by these.

24. Τὸ δὲ ῥίγος ἐν τῆσι νούσοισι γίνεται μὲν καὶ ἀπὸ τῶν ἔξωθεν ἀνέμων καὶ ὕδατος καὶ αἰθρίης καὶ ἑτέρων τοιούτων. γίνεται δὲ καὶ ἀπὸ τῶν ἐσιόντων σιτίων καὶ ποτῶν· μάλιστα δὲ καὶ ἰσχυρότερον γίνεται, ὅταν χολῆ ἢ φλέγμα συμμιχθῆ ἔς τωὐτὸ τῷ αἵματι, ἢ τὸ ἕτερον ἢ ἀμφότε-
ρα· μᾶλλον δέ, ἢν τὸ φλέγμα συμμιχθῆ· ψυχρό-
τατον γὰρ τοῦ ἀνθρώπου φλέγμα, θερμότατον δ' αἷμα, ψυχρότερον¹ δὲ καὶ χολῆ αἵματος· ὅταν οὖν ταῦτα συμμιχθῆ, ἢ ἀμφότερα ἢ τὸ ἕτερον, ἔς τὸ αἷμα, συμπήγνυσι τὸ αἷμα, οὐ παντάπασι δέ, οὐ γὰρ ἂν δύναίτο ζῆν ὄνθρωπος, εἰ τὸ αἷμα πυκνό-
τερόν τε καὶ ψυχρότερον γένοιτο πολλαπλασίως αὐτὸ ἕωυτοῦ.

190

Ψυχομένου | δὲ τοῦ αἵματος, ἀνάγκη ψύχεσθαι καὶ τὸ ἄλλο σῶμα πᾶν, καὶ καλέεται ῥίγος· ὁκό-
ταν τοῦτο τὸ τοιοῦτον² γένηται, ἢν μὲν ἰσχυρῶς γένηται, ῥίγος τε ἰσχυρὸν καὶ τέτραμος· αἶ γὰρ φλέβες συσπῶμεναι καὶ ἐφ' ἕωυτὰς ἰοῦσαι, πηγνυμένου τοῦ αἵματος, συσπῶσί τε τὸ σῶμα καὶ τρέμειν ποίεουσιν· ἢν δὲ ἐπὶ ἡσσον ἢ ξύνοδος γένηται τοῦ αἵματος, τοῦτο δὲ καλέεται ῥίγος· φρίκη δὲ τὸ ἀσθενέστατον.

Ἔστι δὲ μετὰ τὸ ῥίγος ἀνάγκη πυρετὸν ἐπιλα-
βεῖν ἢ πλείω ἢ ἐλάσσω, οὕτως ἔχει· ὅταν τὸ αἷμα διαθερμαίνηται τε καὶ ἀποβιᾶται καὶ ἀπίη πάλιν

¹ M: -τατον Θ.² ῥίγος . . . τοιοῦτον M: τοῦ τοιοῦτο Θ.

DISEASES I

24. The chills in diseases arise both from external winds, water, clear air, and other such things, and also from ingested foods and drinks. They occur most frequently and severely when either bile or phlegm or both are mixed together in the same place with blood; in fact, more in the case of phlegm, for phlegm is the coldest part of man, blood the hottest, and bile colder than blood. Accordingly, when either one or both of these are mixed into the blood, they make the blood congeal, not totally, though, for a person could not stay alive if his blood became too many times thicker and colder than normal.

With the chilling of the blood, all the rest of the body must also be cooled, and this is called a chill; when something of this sort occurs, if it is severe, it is called a severe chill and a tremor, for the vessels, being drawn together and closing with the congealing of the blood, draw the body together and make it tremble. If the constriction of the blood is less in degree, it is called a chill; shivering is the name of the mildest form.

The reason why subsequent to the chill fever must occur, to either a greater or a lesser degree, is as follows: when the blood heats up again, regains

ἐς τὴν ἑωυτοῦ φύσιν, συνδιαθερμαίνεται καὶ τοῦ φλέγματος καὶ τῆς χολῆς τὸ ἐν τῷ αἵματι συμμεμιγμένον, καὶ γίνεται τὸ αἷμα θερμότερον αὐτὸ ἑωυτοῦ πολλαπλασίως· τούτων οὖν διατεθερμασμένων ἀνάγκη πυρετὸν ἐπιγενέσθαι ὑπὸ τῆς ὑπερθερμασίης τοῦ αἵματος μετὰ τὸ ῥίγος.

25. Ἰδρῶς δὲ γίνεται διὰ τὸδε· οἷσιν ἂν κρίνωνται αἱ νοῦσοι ἐν τῆσι κυρίησι τῶν ἡμερέων καὶ τὸ πῦρ μεθίη, ἐκτῆκεται ἀπὸ τοῦ ἐν τῷ σώματι¹ φλέγματος καὶ τῆς χολῆς τὸ λεπτότατον καὶ ἀποκρίνεται καὶ χωρέει τὸ μὲν ἔξω τοῦ σώματος,² τὸ δὲ καὶ αὐτοῦ ἐν τῷ σώματι ὑπολείπεται· τὸ δὲ ὑπὸ θερμασίης λεπτυνόμενον ἀτμὸς γίνεται, καὶ σὺν τῷ πνεύματι³ μισγόμενον ἔξω χωρέει.

192 Ἔστι μὲν οὖν ταῦτα τοιαῦτα καὶ ἀπὸ τούτων ὁ ἰδρῶς. ὅτι⁴ δὲ ὁ⁵ μὲν θερμὸς, ὁ⁵ δὲ ψυχρὸς· ὁ μὲν θερμὸς ἀπὸ δια|τεθερμασμένου τε τοῦ κακοῦ καὶ ἐκκεκαυμένου καὶ λελεπτυσμένου καὶ ἀσθενέος καὶ οὐ λίην πολλοῦ ἀποκρίνεται, καὶ ἀνάγκη θερμότερον αὐτὸν ἐκκρίνεσθαι ἐκ τοῦ σώματος· ὁ δὲ ψυχρὸς ἀπὸ πλέονος τοῦ κακοῦ ἀποκεκριμένος τοῦ τε ὑπολειπομένου καὶ ἔτι ἰσχύοντος καὶ οὔπω συσσεσηπότης οὐδὲ λελεπτυσμένου οὐδὲ ἐκκεκαυμένου, ψυχρότερος καὶ παχύτερος καὶ κακωδέστερος ἐκχωρέει.

¹ Θ: αἵματι M.

² M: αἵματος Θ.

³ M: αἵματι Θ.

⁴ Θ: διότι M.

⁵ Θ: ὅτῃ M.

DISEASES I

its force, and returns to its normal condition, the phlegm and bile mixed in the blood are heated with it, and as a result the blood becomes many times hotter than normal; that is, when the phlegm and bile become heated, fever follows of necessity because of the overheating of the blood after the chill.

25. Sweating occurs in the following way: in patients whose diseases have their crises on the critical days, and in whom the fever remits, there melts away from the phlegm and bile in the body the finest part, and this is secreted, part of it passing out of the body, and part of it being left behind inside; the part thinned by the heat becomes vapour and, being mixed with the breath, passes out.

Such, then, are the factors, and it is from these that sweat arises. Why the one sweat is hot, and the other one cold: the hot kind of sweat is secreted from peccant material that has been thoroughly heated, burnt up and thinned, that is weak, and that is not all too great in amount; therefore, it must be excreted from the body hotter. The cold sweat, because it is secreted from more copious peccant material, and such as has been left behind and is still strong and not yet brought to maturity, thinned or burnt up, passes out colder, thicker, and more ill-smelling.

Δῆλον δὲ τῷδε τοῦτο· οἱ ψυχρῷ ἰδρῶτι ἰδρῶν-
τες μακρὰς νούσους νοσέουσιν ὡς ἐπὶ τὸ πολὺ, ἔτι
ἰσχύοντος τοῦ κακοῦ τοῦ ἐν τῷ σώματι ὑπολειπο-
μένου· οἱ δὲ θερμῷ ἰδρῶτι ἰδρῶντες ταχύτερον
ἀπαλλάσσονται τῶν νοσημάτων.

26. Πλευρίτις καὶ περιπλευμονίη γίνονται
ἔωδε. ἡ μὲν πλευρίτις· ὅταν πόσιες ἀλέες τε καὶ
ἰσχυραὶ κάρτα λάβωσι, διαθερμαίνεται τὸ σῶμα
πᾶν ὑπὸ τοῦ οἴνου καὶ ὑγραίνεται· μάλιστα δὲ ἡ
τε χολή καὶ τὸ φλέγμα διαθερμαίνεται τε καὶ
ὑγραίνεται· ὅταν οὖν τούτων κεκινημένων τε καὶ
διυγρασμένων ξυγκυρήσῃ, ὥστε ριγῶσαι μεθύοντα
ἢ νήφοντα, ἅτε ἐὼν τὸ πλευρὸν ψιλὸν φύσει σαρ-
κὸς μάλιστα τοῦ σώματος καὶ οὐκ ἐόντος αὐτῷ
ἔσωθεν τοῦ ἀντιστηρίζοντος οὐδενός, ἀλλὰ κοι-
λίας, αἰσθάνεται μάλιστα τοῦ ρίγεος· καὶ ὅταν ρι-
γώσῃ τε καὶ ψυχθῇ, ξυνέλκεται τε καὶ συσπᾶται
ἢ τε σὰρξ ἢ ἐπὶ τῷ πλευρῷ καὶ τὰ φλέβια, καὶ
ὅσον ἐν αὐτῇ τῇ σαρκὶ ἐνὶ χολῆς ἢ φλέγματος ἢ
ἐν τοῖσιν ἐν αὐτῇ φλεβίοισι, τούτου τὸ πολλὸν ἢ
πᾶν ἀποκρίνεται ἔσω¹ πρὸς τὸ θερμόν, πυκνουμέ-
νης τῆς σαρκὸς ἔξωθεν, καὶ προσπήγνυται πρὸς
τῷ πλευρῷ· καὶ ὀδύνην τε παρέχει ἰσχυρὴν καὶ
διαθερμαίνεται, καὶ ὑπὸ τῆς θερμότητος ἄγει ἐφ'
ἑωυτὸ ἀπὸ τῶν πλησίον καὶ φλεβῶν καὶ σαρκῶν

¹ M adds *συνωθεόμενον*.

DISEASES I

This is shown by the following: patients that experience cold sweating generally suffer from lengthy illnesses, since the evil left behind in the body is still strong, whereas those with hot sweating recover more quickly from their diseases.

26. Pleurisy and pneumonia arise as follows: first pleurisy: when strong drinks drunk close together have a violent effect, the whole body is heated by the wine and becomes moist—especially the bile and phlegm in it. So when, with these set in motion and greatly moistened, it happens that the person, drunk or sober, has a chill, it is his side that feels the chill most, inasmuch as it is by nature the part of the body most barren of tissue, and since there is nothing inside it to offer any resistance, but only hollowness. When the side has this chill and is cooled, the tissue on the side and the small vessels are drawn together and contracted, and most or all of the bile or phlegm present in the tissue itself or in the small vessels in the tissue is secreted inwards towards the heat—the tissue being condensed from without—and becomes fixed against the side; here it produces severe pains, becomes heated and, because of its heat, attracts phlegm and bile from the nearby

φλέγμα τε καὶ χολήν. γίνεται μὲν οὖν τούτῳ τῷ τρόπῳ.

194 Ὅταν δὲ τὰ πρὸς τῷ πλευρῷ | προσπαγέντα σαπῆ καὶ πτυσθῆ, ὑγιᾶς γίνονται· ἦν δὲ τό τε ἀρχαῖον πολλὸν προσπαγῆ πρὸς τῷ πλευρῷ καὶ ἄλλο προσεπιγένηται. αὐτίκα ἀπόλλυνται, οὐ δυνάμενοι ἀναπτύσαι ὑπὸ πλήθεος τοῦ σιάλου, ἢ ἔμπυοι γίνονται· καὶ οἱ μὲν ἀπόλλυνται, οἱ δὲ ἐκφεύγουσιν. διαδηλοῖ δὲ ταῦτα ἐν τῆσιν ἑπτὰ ἡμέρησιν ἢ ἐννέα ἢ ἕνδεκα ἢ τεσσερεσκαίδεκα.

Ὀδύνην δὲ παρέχει ἐς τὸ ὦμον καὶ ἐς τὴν κληῖδα καὶ ἐς τὴν μασχάλην διὰ τόδε· ἡ φλέψ ἢ σπληνίτις καλεομένη τείνει ἀπὸ τοῦ σπληνὸς ἐς τὸ πλευρόν, ἐκ δὲ τοῦ πλευροῦ ἐς τὸν ὦμον καὶ ἐς τὴν χεῖρα¹ τὴν ἀριστερὴν· ἡ δὲ ἥπατις ἐς τὰ δεξιὰ ὡσαύτως· καὶ ὅταν ταύτης τὸ ἐπὶ τοῦ πλευροῦ συνειρυσθῆ ὑπὸ τοῦ ρίγεος, καὶ φρίξῃ τὸ αἷμα ἐν αὐτῇ, ἔς τε τὴν μασχάλην καὶ τὴν κληῖδα καὶ τὸν ὦμον ξυνέρχεται τε καὶ σπᾶ, καὶ ὀδύνην παρέχει.

Κατὰ δὲ τὸν αὐτὸν λόγον καὶ τὰ περὶ τὸν νῶτον χωρία διαθερμαίνεται ὑπὸ τοῦ προσπεπηγότητος πρὸς τῷ πλευρῷ² φλέγματός τε καὶ χολῆς.

Παρέχει δ' ὀδύνην ἐνίοτε καὶ τοῖσι τοῦ πλευροῦ κάτωθε χωρίοισι. πολλάκις δέ, ἦν ἐς τὰ κάτω τράπηται ὀδύνη, διαδιδοῖ ἐς τὴν κύστιν διὰ τῶν

¹ M: ῥάχιν Θ.

² M: πλεύμονι Θ.

DISEASES I

vessels and tissues. Pleurisy arises, then, in this way.

When what has become fixed on the side reaches maturity and is expectorated, patients recover; but, if the original amount fixed on the side was great, and yet more is added, patients either succumb at once, being unable to clean out their chest because of the amount of the sputum, or they suppurate internally; in the latter case, some die and some escape; these things give a clear indication in seven, nine, eleven, or fourteen days.

Pleurisy produces pain in the shoulder, collar-bone, and axilla in the following way: the vessel called the splenic leads from the spleen to the side, and from the side to the shoulder and left arm; the hepatic vessel does the same on the right. When the part of this vessel along the side is contracted by the chill, and the blood shudders inside it, it closes and contracts as far as the axilla, collar-bone, and shoulder, and so produces pain.

In the same way, the parts in the back, too, become heated by the phlegm and bile fixed on the side.

Sometimes pleurisy also produces pain in the parts below the side. Often, if the pain turns downward, it spreads through the small vessels to the

φλεβίων, καὶ οὐρέει πολλόν τε καὶ χολῶδες. νομίζουσι δὲ ταύτης τῆς νόσου τὸ ῥίγος αἴτιον εἶναι καὶ ἀρχήν.

27. Ἡ δὲ περιπλευμονίη· ὅταν κεκινημένου τε καὶ ὑγραινομένου τοῦ φλέγματος καὶ τῆς χολῆς ἐλκύση ὁ πλεύμων ὑπὸ θερμασίης ἐφ' ἑωυτόν ἀπὸ τῶν πλησίον χωρίων πρὸς τοῖσιν ὑπάρχουσιν ἐν ἑωτῷ, διαθερμαίνει τε πᾶν τὸ σῶμα καὶ ὀδύνην παρέχει, μάλιστα δὲ τῷ τε νώτῳ καὶ τῆσι πλευρῆσι καὶ τοῖσιν ὤμοισι καὶ τῇ ῥάχει, ἅτε ἀπὸ τούτων ἔλκων ἐς ἑωυτόν τὴν ἰκμάδα τὴν πλείστην καὶ ὑπερξηραίνων τε ταῦτα καὶ ὑπερθερμαίνων· ὅταν δ' εἰρύση ἐς ἑωτόν, καὶ ἔδρην λάβῃ ἢ τε χολή καὶ τὸ φλέγμα ἐν τῷ | πλεύμονι, σήπεται καὶ πτύεται.

Καὶ ἦν μὲν ἐν τῆσι κυρίησι τῶν ἡμερέων σαπέντα πτυσθῆ, ὑγιῆς γίνεται.¹ ἦν δὲ τά τε ἐπελθόντα τὴν ἀρχὴν δέχεται, καὶ προσεπιγίνηται ἕτερα, καὶ μήτε πτύων μήτε σήπων κρατῆ ὑπὸ πλήθεος τῶν ἐπιγινομένων, ἀπογίνονται ὡς τὰ πολλά· ἦν δὲ πρὸς τὰς ἡμέρας διαγέωνται τὰς δύο καὶ εἴκοσι, καὶ τὸ πῦρ μεθῆ, καὶ ἐν ταύτῃσι μὴ ἐκπτυσθῆ, πάντες ἔμπυοι γίνονται, μάλιστα δὲ τούτων.² οἷσιν ἰσχυρόταται ἢ τε πλευρίτις καὶ ἡ περιπλευμονίη.

¹ ὕ. γ. Θ: περιγίνονται Μ.
των Μ.

² μ. δ. τ. Θ: γίνονται δὲ μάλιστα ἐκ τού-

DISEASES I

bladder, and the patient passes much bilious urine. People consider the chill to be to blame for this disease, and to be its origin.

27. Pneumonia: when the lung, because of its heat, attracts from the nearby parts phlegm and bile, that have been set in motion and moistened, in addition to the phlegm and bile already present in it, this heats the whole body and produces pain, especially in the back, sides, shoulders and spine, since the lung attracts most of the moisture out of these, and dries and heats them too much. When the lung has drawn the bile and phlegm to itself, and they come to rest in it, they become mature and are coughed up.

If, on becoming mature, they are all expectorated on the critical days, the patient recovers. But, if what arrives at the beginning is taken in, and then more is added, and the patient, on account of the great amount added, cannot gain the upper hand in expectoration and bringing to maturity, he generally dies. If such patients survive for twenty-two days and their fever remits, but during this time expectoration does not take place, they invariably suppurate internally, especially those in whom the pleurisy and pneumonia are severest.

28. Γίνεται δὲ καὶ πλευρίτις ἄπτυστος καὶ περιπλευμονίη. ἄμφω ἀπὸ τοῦ αὐτοῦ, ἀπὸ ξηρασίας· ξηραίνει δὲ καὶ τὰ θερμά, ὅταν ὑπερθερμαίνῃ, καὶ τὰ ψυχρά, ὅταν ὑπερψύχῃ.¹ πῆγνυται δὴ τὸ πλευρὸν καὶ τὰ ἐν αὐτῷ τῷ πλευρῷ φλέβια, καὶ ξυσπᾶται, καὶ ὅσον ἐν αὐτῷ ἐνὶ χολῆς ἢ φλέγματος, τοῦτο ὑπὸ τῆς ξηρασίας² ἐνέσκληκέ τε καὶ ὀδύνην παρέχει καὶ ὑπὸ τῆς ὀδύνης πυρετόν.

Τούτου ξυμφέρεται τὴν φλέβα ἀποσχάσαι τὴν ἐν τῇ χειρὶ, τὴν σπληνίτιν καλεομένην ἢ τὴν ἥπατῖτιν, καθ' ὁποῖον ἂν ᾖ τὸ νόσημα· καὶ οὕτως ἡ ὀδύνη μαλακωτέρη γίνεται τοῦ πλευροῦ τε καὶ τῶν ἄλλων· ἡ γὰρ φλέψ, ὅσον ἐνὶ ἐν αὐτῇ χολῆς ἢ φλέγματος, αὐτοῦ τοῦ αἵματος νενοσηκότος, μετὰ τούτου μεθίησι τὸ πολὺ ἕξω· τὸ δ' ἐκ τῆς σαρκὸς ὑπὸ τε φαρμάκων ποτῶν διαχεῖται καὶ ὑπὸ χλιασμάτων προστιθεμένων ἕξωθεν, ὥστε τὴν νοῦσον σκιδνασθαι ἀνὰ πᾶν τὸ σῶμα, καλεῖται δ' αὕτη ἡ νοῦσος³ πλευρίτις ἄπτυστος.

Ἡ δὲ περιπλευμονίη, ὅταν ὁ πλεύμων ὑπερξηρανθῇ καὶ αὐτός· καὶ ὅσον⁴ ἐν αὐτῷ ἐνὶ χολῆς ἢ φλέγματος, οὔτε σήπει ὁμαλῶς, οὔτε τὸ σίελον ἀναδιδοῖ· ὅσον τε ἐν | αὐτῷ ἐστὶν ἰκμάδος, ἢ ἀπὸ ποτοῦ ἢ ἀπὸ ῥυφήματος ἢ ἀπὸ τῶν πλησίων

¹ M: ὑπερθερμανθῇ ... ὑπερψυχθῇ Θ.

² Θ: θερμασίας M.

³ ἡ νοῦσος om. M. ⁴ Θ: ὀκόταν M.

DISEASES I

28. Both pleurisy without expectoration and pneumonia without expectoration arise from the same thing, from dryness; and both heat, when it makes anything too hot, and cold, when it makes anything too cold, dry. The side, then, and the small vessels in it congeal and draw together, and whatever bile or phlegm is present in them becomes hard, because of the dryness, and produces pain and, because of the pain, fever.

It is of benefit to open the vessel in this patient's arm, either the one called the splenic or the one called the hepatic, according to which side the disease is on. In this way, the pain becomes milder in both the side and the rest of the body, for the vessel discharges to the exterior with the blood, which has itself become diseased, most of the bile and phlegm that are in it. The bile and phlegm from the tissue are dispersed by medicinal drinks, and by fomentations applied externally, so that the disease is dissipated through the whole body. This disease is called pleurisy without expectoration.

Pneumonia in which the lung becomes too dry: in this case, whatever bile or phlegm is in the lung does not become sufficiently mature, nor does it give off sputum, but the moisture in it, whether coming from drink or gruel, or out of the nearby

χωρίων, τοῦτο πᾶν ἐκκαίει ὑπὸ τῆς ὑπερξηρασίης τε καὶ θερμασίης.

Τούτῳ ξυμφέρει πώματα πίνειν, ὕφ' ὧν ὑγραίνεται ὁ πλεύμων καὶ πτύσεται· ἦν γὰρ μὴ πτυσθῆ, σκληρός¹ τε γίνεται ὁ πλεύμων καὶ συναναίνεται, καὶ τὸν ἄνθρωπον ἀπόλλυσι.

29. Καῦσος δὲ λαμβάνει μὲν μᾶλλον τοὺς χολώδεας, λαμβάνει δὲ καὶ τοὺς φλεγματίας, λαμβάνει δ' ὧδε· ὅταν χολὴ κινηθῆ κατὰ τὸ σῶμα, καὶ ξυγκυρήσῃ ὥστε τὰς φλέβας καὶ τὸ αἷμα εἰρύσαι τῆς χολῆς—εἰρύσαι δὲ [τὸ]² πλεῖστον ἔκ τε τῶν σαρκῶν καὶ τῆς κοιλῆς τὸ πρόσθεν ἐνεόν—ἄτε τῇ φύσει θερμότατον ἐὼν ἐν τῷ σώματι, τὸ αἷμα, ὅταν διαθερμανθῆ ἔκ τε τῶν σαρκῶν καὶ τῆς κοιλῆς [πρὸς τῷ ἐνεόντι]³ ὑπὸ τῆς χολῆς, διαθερμαίνει καὶ τὸ ἄλλο σῶμα πᾶν, καὶ τὰ μὲν ἔνδον⁴ ὑπὸ πολλῆς ἱκμάδος οὐ δύναται ἀποξηραίνεσθαι παντάπασιν· ἦν δ' ἀποξηρανθῆ, ἀποθνήσκει ὁ ἄνθρωπος· τὰ δ' ἐν τοῖσιν ἀκρωτηρίοισι τοῦ σώματος, ἄτε ξηρὰ ἐόντα φύσει, ἀποξηραίνεται τε καὶ ἐκκαίεται ἐξ αὐτῶν τὸ ὑγρὸν τὸ πλεῖστον· καὶ εἰ ἐθέλοις ψαύειν, ψυχρά τε αὐτὰ εὐρήσεις καὶ ξηρά· καὶ διὰ τοῦτο ὅσοι ὑπὸ καύσου ἀλίσκονται, τὰ μὲν ἔνδον καίονται ὑπὸ τοῦ πυρός, τὰ δ' ἔξω ψυχροὶ εἰσιν, ἢ δὲ γλῶσσα καὶ ἡ

¹ Θ: -ότερός M.
ἔτι μᾶλλον.

² Del. Potter.

³ Del. Potter: M adds
⁴ ἔνδον om. M.

DISEASES I

parts, is burnt out completely by the great dryness and heat.

It is beneficial for this patient to drink medications that will moisten the lung and promote expectoration. For, unless expectoration occurs, the lungs become hard and dried up, and kill the person.

29. Ardent fever befalls bilious persons more, although it does also attack phlegmatic ones. It arises as follows: when bile is set in motion through the body, and it happens that the vessels and blood attract some of it—they attract mostly what was previously in the tissues and cavity—the blood, inasmuch as it is by nature the hottest thing in the body, when it has been heated by the bile out of the tissues and the cavity, heats all the rest of the body, too. The internal parts, because of their large proportion of moisture, cannot be completely dried out; if they are, the person dies. But the parts at the extremities of the body, inasmuch as they tend naturally to dryness, are dried up, and most of the moisture is burnt out of them; if you wish to touch them, you will find them cold and dry; for this reason, patients suffering from ardent fever are burnt internally from the heat, but externally are cold.

φάρυγξ τρηχύνεται τε καὶ ξηραίνεται¹ ὑπὸ τοῦ πνεύματος τοῦ ἔνδον [καὶ]² τῆς θερμότητος.

200 "Ὅσον δ' ἂν ἐν τῇ κοιλίῃ ἢ ἐν τῇ κύστι ἐγγένηται χολῆς, τὸ μὲν ἐν τῇ κοιλίῃ ἐνίοτε μὲν διαταράσσεται κάτω, τὰ δὲ πολλὰ ἐμέεται ἐν τῆσι πρώτῃσι ἡμέρησι ἢ τέσσερσι ἢ πέντε· ἐμέεται δὲ διὰ τὸδε· ὅταν ἢ ἄνω κοιλίῃ ὑπερθερμανθῇ, ἔλκει ἐφ' ἑωυτὴν, καὶ γίνεται ἔμετος· διὰ τοῦτο δ' αὐτὸ καὶ ἐς περιπλευμονίην ἐκ καύσου τε καὶ πλευρίτιδος μάλιστα μεθίσταται τὰ νοσήματα· ὅταν γὰρ ἢ ἄνω κοιλίῃ ὑπερθερμανθῇ, ἔλκει ἐφ' ἑωυτὴν, καὶ ὑποδέχεται ὁ πλεύμων, καὶ γίνεται περιπλευμονίη, καὶ ὡς τὰ πολλὰ ἀπόλλυνται, ἅτε ἕοντες ἤδη ἀσθενέες καί, ἐτέρης νούσου καινῆς ἐπιγενηθείσης, οὐ δυνάμενοι τὰς ἡμέρας διατελέειν, ἄχρι οὗ τὸ σίαλον πεπανθῇ ἐν τῷ πλεύμονι, ἀλλ' ὡς τὰ πολλὰ προαπόλλυνται ὑπὸ ἀσθeneίης· ἐνιοὶ δὲ περιγίνονται.

"Ὅσον³ δ' ἐς τὴν κύστιν συρρέει χολῆς, οὐρεῖται παχύ, παχὺ δ' ὑπὸ φλέγματος καὶ χολῆς· χολῶδες δὲ διαχωρέει, ὅταν διαχωρήῃ,⁴ ὑπὸ τοῦ ξυγκεκαῦσθαι ἐν τῇ κοιλίῃ τὰ ἐνεόντα.

30. Φρενίτις δ' οὕτως ἔχει· τὸ αἷμα ἐν τῷ ἀνθρώπῳ πλεῖστον συμβάλλεται μέρος συνέσιος·

¹ Θ: αἰαίνεται M. ² Del. I. Wittern. ³ Θ: Ὀκόσοισι M.

⁴ Wittern: φλέγματος καὶ χολῆς διαχωρέει, ὅταν διαχωρήῃ Θ: φλέγμα-
τος· χολῶδες δὲ διαχωρέει M.

DISEASES I

The tongue and throat become rough and are dried up by the heat of the breath on them.

Any bile that occupies the cavity or bladder: in the case of the cavity, it is sometimes evacuated downwards, but usually vomited up in the first four or five days. It is vomited up for the following reason: when the upper cavity is overheated, it attracts, and vomiting takes place. (For this same reason, progression from ardent fever and pleurisy to pneumonia is also common; for, when the upper cavity becomes very heated, it attracts, the lung accepts, and pneumonia develops; such patients generally die; for, being weak already, when the new disease is added they are not able to make it to the days when the sputum in their lung would reach maturity, but usually die before that due to weakness. Some survive.)

Any bile that flows into the bladder is passed as thick urine, thick because of the phlegm and bile. The stools the patient passes, when he does pass any, are bilious, because the contents in the cavity have been burnt up.

30. Phrenitis is as follows: the blood in man contributes the greatest part to his intelligence, some

ἔνιοι δὲ λέγουσι τὸ πᾶν· ὅταν οὖν χολὴ κινηθεῖσα ἐς τὰς φλέβας καὶ ἐς τὸ αἷμα ἐσέλθῃ, δι' οὖν ἐκίνησε καὶ διώρρωσε¹ τὸ αἷμα ἐκ τῆς ἐωθυίης συστάσιός τε καὶ κινήσιος, καὶ διεθέρμηνε· διαθερμαίνει δὲ² καὶ τὸ ἄλλο σῶμα πᾶν, καὶ παρανοέει τε ἄνθρωπος καὶ οὐκ ἐν ἑωυτῷ ἐστὶν ὑπὸ τοῦ πυρετοῦ τοῦ πλήθους καὶ τοῦ αἵματος τῆς διορρώσιός³ τε καὶ κινήσιος γενομένης οὐ τῆς ἐωθυίης.

Προσεοίκασι δὲ μάλιστα οἱ ὑπὸ τῆς φρενίτιδος ἐχόμενοι τοῖσι μελαγχολώδεσι κατὰ τὴν παράνοϊαν· οἳ τε γὰρ μελαγχολώδεις, ὅταν φθαρῇ τὸ αἷμα ὑπὸ χολῆς καὶ φλέγματος, τὴν νοῦσον ἴσχουσι καὶ παράνοοι γίνονται, ἔνιοι δὲ καὶ μαίνονται· καὶ ἐν τῇ φρενίτιδι ὡσαύτως· οὕτω δὲ ἦσσον ἢ μανίη τε καὶ ἢ παραφρόνησις γίνεται, ὅσωπερ ἢ χολὴ τῆς χολῆς ἀσθενεστέρα ἐστίν.

202

31. Ὑφαιμον δὲ καὶ πελιδνὸν ἐν τε τῇ πλευρίτιδι καὶ ἐν τῇ περιπλευμονίῃ διὰ τόδε πτύουσι· κατ' ἀρχὰς μὲν ὡς τὸ πολὺ οὐδέτερα πτύουσιν, οὔτε πελιδνὸν οὔτε ὕφαιμον· εἰδέναι δὲ χρὴ ἰσχυρὴν ἐοῦσαν τὴν νοῦσον, ὅταν τὸ σίαλον ἀρξῶνται ὑπόπαχυ πτύειν, καὶ καθαίρεσθαι μάλιστα τότε, πτύεται δ' ἀπὸ διατάσιος τῶν φλεβῶν, τῆς μὲν πλευρίτιδος ἐκ τῶν ἐν τῷ πλευρῷ, τῆς δὲ περιπλευμονίης ἐκ τῶν ἐν τῷ πλεύμονι [, καὶ θερμο-

¹ Foes (Oeconomia, s.v. Διωρρῖσαι; ¹ διώρρησε ΘΜ.

θερμανθὲν δὲ διαθερμαίνει Μ.

² Θ; δια-
³ Foes: διουρήσιός ΘΜ.

DISEASES I

people say everything; therefore, when bile that has been set in motion enters the vessels and the blood, it stirs the blood up, heats it, and turns it to serum, altering its normal consistency and motion; now the blood heats all the rest of the body, too, and the person, because of the magnitude of his fever, and because his blood has become serous and abnormal in its motion, loses his wits and is no longer himself.

Patients with phrenitis most resemble melancholics in their derangement, for melancholics too, when their blood is disordered by bile and phlegm, have this disease and are deranged—some even rage. In phrenitis it is the same, only here the raging and derangement are less in the same proportion that this bile is weaker than the other one.¹

31. In pleurisy and pneumonia patients cough up sputum that is bloody and livid because of the following. (Actually, at the beginning they rarely expectorate either livid or bloody sputum. You must recognize that the disease is severe, when patients begin to expectorate sputum that is thickish, and you must clean them right then.) It is coughed up as the result of a dilation of the vessels, in pleurisy, from those of the side, in pneumonia, from those of the lung [, and it draws heat to itself].

¹ The difference in severity, between the mental disturbances of melancholy and those of phrenitis, is related to a difference in strength of the biles producing them.

σίην ἐπάγει ἐφ' ἑωυτήν|. ¹ ἦν δὲ ῥωγματίης ἧ ὁ τὴν νοῦσον ἔχων καὶ σαβακός, ἀπὸ τῆς πρώτης ἡμέρης καὶ αἷμα καὶ ὕφαιμον καὶ πελιδνὸν σὺν σιάλω πτύει· τὸ δὲ πελιδνὸν ἀπὸ τοῦ αἵματος γίνεται, ἦν ὀλίγον συμμίσγηται ἐς πολὺ σιάλον, καὶ μὴ παραυτίκα πτύηται, ἀλλ' ἐμμένῃ² ἡμισαπὲς εὖν καὶ ἐκτεθλησμένον ἐν τῷ σώματι.

32. Ἀποθνήσκουσι δ' ἀπὸ μὲν πλευρίτιδος, ὅταν πολλὸν μὲν τὴν ἀρχὴν τῷ πλευρῷ προσπαγῇ φλέγμα τε καὶ χολή, πολλὸν δὲ προσεπιρρυῇ καὶ ἐκ τοῦ ἄλλου σώματος, καὶ μήτε πτύων κρατῇ ὑπὸ πλήθεος τούτων³ μήτε σήπων, πιμπλῶνται δὲ αἱ ἀρτηριαὶ ὑπὸ τῶν ἐνεόντων φλέγματός τε καὶ πύου· τότε δὲ ῥέγκει καὶ ἀναπνεῖ πυκνόν τε καὶ αὐτόθεν ἄνωθεν, τέλος δὲ ἀποφράσσεται πάντα καὶ ἀποθνήσκει. τὸν αὐτὸν δὲ τρόπον⁴ καὶ ἐκ περιπλευμονίης ἀπόλλυνται.

204 33. Ὅσοι δ' ὑπὸ καύσου ἀποθνήσκουσι, πάντες ὑπὸ ξηρασίης ἀποθνήσκουσιν· ἀποξηραίνεται δ' αὐτῶν πρῶτον μὲν τὰ ἀκρωτήρια, | πόδες τε καὶ χεῖρες, ἔπειτα δὲ τὰ ἐπιξηρότερα· ὅταν δ' ἐκκαυθῇ τε καὶ ἀποξηρανθῇ παντάπασι τὸ ὑγρὸν ἐκ τοῦ σώματος, τὸ μὲν αἷμα πήγνυται τε παντελῶς καὶ ψύχεται, τὸ δ' ἄλλο σῶμα ἀποξηραίνεται, καὶ οὕτως ἀποθνήσκει.

¹ Del. Ermerins.

² ἐμμένῃ om. Θ.

³ τούτων om. M.

⁴ M adds τοῦτον.

DISEASES I

If the person with the disease is affected by tears and he is feeble, from the first day he expectorates with his sputum blood and material that is bloody and livid. The livid material arises when a small amount of blood is mixed together into much sputum, and this is not expectorated at once, but remains in the body semi-matured and softened.

32. Patients die from pleurisy when much phlegm and bile becomes fixed in the side at the onset, and then much more is added out of the rest of the body, too, so that, because of the great mass of these substances, the patient can succeed neither in coughing them up nor in bringing them to maturity, but his bronchial tubes are filled by the phlegm and pus in them. Then, the patient's breathing becomes stertorous, and he exhales rapidly and only from the upper part of his chest; in the end, he becomes completely blocked up, and dies. Patients also die from pneumonia in this same way.

33. Patients that die from ardent fever all die as the result of dryness. First their extremities become dry, the feet and hands, then the other parts that tend more towards dryness. When the moisture has been altogether burnt out of and dried up from the body, the blood congeals completely and becomes cold, and the rest of the body dries out; this is how the person dies.

34. Ὑπὸ δὲ τῆς φρενίτιδος ἀπόλλυνται¹ οὕτως· παραφρονέουσιν ἐν τῇ νούσῳ διὰ παντός, ἅτε τοῦ αἵματος ἐφθαρμένου τε καὶ κεκινημένου οὐ² τὴν ἐωθυϊαν κίνησιν· καὶ ἅτε παραφρονέοντες οὔτε τι τῶν προσφερομένων δέχονται, ὅτι καὶ ἄξιον λόγου, ὅταν τε προΐῃ ὁ χρόνος, μαραίνονται τε καὶ μινύθουσιν ὑπὸ τε τοῦ πυρετοῦ καὶ ὑπὸ τοῦ μηδὲν ἐσιέναι ἐς τὸ σῶμα· καὶ πρῶτα μὲν τὰ ἐν τοῖσιν ἀκρωτηρίοισι μινύθει τε καὶ ψύχεται, ἔπειτα δὲ τὰ ἐπ' ἐγγυτάτῳ.

Καὶ ψύχεος δὲ καὶ πυρὸς καὶ πόνων ἀρχὴν ταύτην ἴσχει· ὅταν τὸ αἷμα ἐν τῆσι φλεψίν ὑπὸ τοῦ φλέγματος ψυχθῆ, μεταπίπτει τε καὶ ξυσπᾶται ἀλὲς ἄλλοτε ἄλλη καὶ τρέμει· τέλος δὲ ψύχεται πάντα καὶ ἀποθνήσκει.

¹ Θ: -νται M.

² οὐ om. M.

DISEASES I

34. From phrenitis patients die in the following way. Inasmuch as their blood is corrupted and does not move in its normal motion, they are deranged all through the disease. Being deranged, they do not accept anything worth mentioning of what is administered to them, and as time passes they waste away and become emaciated as a result of their fever and of the fact that nothing is entering their body. First the parts at the extremities shrivel up and become cold, then the nearer parts.

This is the origin of the cold, fever and pains: when the blood in the vessels is cooled by the phlegm, it migrates and contracts into a mass at one time in one part, at another time in another part, and trembles. Finally, everything becomes cold and the person dies.



DISEASES II

INTRODUCTION

That one word in Erotian's glossary¹ is present in *Diseases II* but no other treatise of the Hippocratic Collection provides inconclusive evidence of his acquaintance with the work.

Galen includes many words from *Diseases II* in his Hippocratic glossary, and refers to the writing by name five times as *Diseases I the Greater*,² once as *Diseases I*,³ once as *Diseases the Greater*,⁴ and once as *Diseases II*.⁵ He quotes from the treatise in his commentary on *Epidemics VI*:

Also in *Diseases* ascribed to Hippocrates, which is thought by the followers of Dioscurides to have been written by Hippocrates the son of Thessalus, a livid disease is mentioned. This is the beginning of the book: "When the head becomes overheated, much urine is passed". About the livid disease he writes the following, word for word: "Livid disease: a dry fever comes on, occasional shivering, the patient suffers pain

¹ Φ19 φάρμακων (ed. E. Nachmanson, Gothenburg, 1918, p. 92).

² Under the words ἀμαλῶς, βρῆγμα, κύκλοι προσώπου, ἐκμάσσειν and μελιτῶν (Kühn XIX. 77, 89, 115, 120 and 121).

³ Under the word κρότωνας (Kühn XIX. 115).

⁴ Under the word ἄορτρον (Kühn XIX. 82).

⁵ Under the word ἀποσπαρθάζουσι (Kühn XIX. 85).

DISEASES II

in his head and inward parts, and he vomits bile; when the pain is present he cannot look up, but feels weighed down. His belly is costive, and his complexion, lips, and the whites of his eyes become livid; he stares as if he were being strangled. Sometimes his colour changes, too, and turns from livid to yellow-green."¹

Diseases II consists of two parts (chs. 1–11 and 12–75). Chs. 1–11 are devoted primarily to aetiology and pathogenesis: in each chapter, the symptoms and course of one disease are described and then explained according to the author's implicit speculative theories of bodily structure and function. With ch. 12, a fresh beginning is made, and from then on prognosis and treatment predominate. Chs. 1–11 and 12–31 overlap in subject-matter.

The diseases are arranged in the treatise according to anatomy, as follows:

Diseases of the Head: 1–11 and 12–37

General Diseases: Jaundices: 38–39

Fevers: 40–43

Diseases centred in the Lungs and Sides: 44–65

Diseases centred in the Abdomen:

Vomiting of Bile: 66–70

White Phlegm: 71

Phrenitis: 72

Dark Diseases: 73–75.

¹ Kuhn XVII:1, 888 = CMG 10.2.2 pp. 55 f.; the reference is to *Diseases II* 68.

DISEASES II

The disease categories tend to be indefinite and are not clearly reflected in the chapter divisions.¹

The correspondence in subject-matter between chs. 1-11 and 12-31 is as follows:

Ch. 1	Overheating of the Head	Ch. 12
2	Ulcers on the Head	13
3	Intense Headache	14
	Water in the Brain	15
	Fever and Headache	16
4	Overfilling with Blood	17
	Bile in the Brain	18
5	Sphacelus of the Brain	19
6	Speechlessness	20
	Sphacelus of the Skull	21
7	Teredo	22
8	The Stricken	23
9	Angina	24
		25
10	Staphylitis	26
	Phlegm in the Tonsils	27
11	Phlegm beneath the Tongue	28
		29
		30
		31

Diseases II is included in the standard collected Hippocratic editions and translations, and in the two renaissance works dealing with the Hippocratic

¹ Compare e.g. chapters 17-18; 26-28; 33-37; 44-46; 47-53; 66-70.

DISEASES II

Diseases.¹ In his book cited above (p. 5) Jouanna provides a new edition of the text of more than half the chapters of *Diseases II*.

¹ See above, p. 97.

ΠΕΡΙ ΝΟΥΣΩΝ Β

VII 8
Littre

1. Οὐρέεται πολλὸν ὅταν ὑπερθερμανθῇ ἡ κεφαλή· τήκεται γὰρ ἐν αὐτῇ τὸ φλέγμα· τηκόμενον δὲ χωρέει τὸ μὲν ἐς τὰς ῥίνας, τὸ δ' ἐς τὸ στόμα, τὸ δὲ διὰ τῶν φλεβῶν αἰ' ἄγουσιν ἐς τὸ αἰδοῖον. ὅταν δ' ἐς τὸ αἰδοῖον ἀφίκηται, οὐρέει καὶ πάσχει οἰά περ ὑπὸ στραγγουρίης. ἀμβλυώσσουσι δ' ὅταν ἐς τὰ ἐν τοῖσιν ὀφθαλμοῖσι φλέβια ἐσέλθῃ φλέγμα· ὑδαρεστέρη γὰρ γίνεται ἢ ὄψις καὶ θολερωτέρη, καὶ τὸ λαμπρὸν ἐν τῷ ὀφθαλμῷ οὐχ ὁμοίως λαμπρὸν ἐστίν, οὐδὲ καταφαίνεται ἐν αὐτῷ, ἦν¹ θέλῃ ὄρᾶν, ὁμοίως ὡς καὶ ὅτε λαμπρὸς καὶ καθαρὸς² ἦν. οὗτος ἐν τεσσαράκοντα ἡμέρησι μάλιστα ὑγιάζεται. ἦν δὲ χρόνῳ ὕστερον πολλῶ ὑποστρέψῃ ἢ νοῦσος, τὸ δέρμα τῆς κεφαλῆς παχύνεται, καὶ τὸ ἄλλο σῶμα αἵρεται καὶ παχύνεται καὶ εὐχροέει. τούτῳ³ τὸ φλέγμα ἐς τὰς σάρκας τρέπεται, καὶ ὑπὸ τούτου δοκέει παχὺς εἶναι αἰ γὰρ σάρκεις, ἅτε διάβροχοι ἐοῦσαι καὶ ἡρμέναι καὶ

¹ Jouanna (p. 32): γὰρ later mss., edd.: αἰ ΘΜ.
καὶ -ῶς Θ.

³ Θ: τοῦτο Μ.

² Μ: -ῶς

DISEASES II

1. When the head becomes overheated, much urine is passed; for the phlegm in it melts, and, as it melts, it goes partly to the nostrils, partly to the mouth, and partly through the vessels that lead to the genital organs. When it arrives in the genital organs, the patient urinates, and suffers the symptoms of strangury. Patients see unclearly, in this condition, when phlegm enters the small vessels of their eyes; for the pupil becomes more watery and turbid, so that the clear part of the eye is no longer as clear as it was, and thus the image does not appear in it, when it wishes to see, the same as when it was clear and pure. This patient generally generally recovers in forty days. If the disease recurs a long time later, the skin on the head becomes thick, and the rest of the body swells, becomes stout, and takes on a good colour. In this patient, phlegm is invading the tissues, and that is why he appears stout; the tissues, being sodden, swollen, and more expanded than normal, draw

ἀραιότεραι, ἔλκουσιν ἐκ τῶν φλεβῶν αἷμα, καὶ διὰ τοῦτο δοκέουσιν εὐχροοὶ εἶναι.

2. Ἐτέρη νοῦσος ἡ κεφαλῇ ἐλκῶν καταπίμπλαται, καὶ τὸ σῶμα οἰδέει, καὶ ἡ χροὴ ἰκτερώδης, καὶ ἄλλοτε ἄλλη τοῦ σώματος ἔλκεα ἐκθύει, καὶ πυρετὸς λαμβάνει ἄλλοτε καὶ ἄλλοτε, καὶ ἐκ τῶν ὠτων ὕδωρ ῥεῖ. τούτῳ, ὅταν ἐν τῇ κεφαλῇ φλέγμα ὑπόχολον ἐντραφῇ,¹ τὰ μὲν ἔλκεα γίνονται, ὅταν τὸ βρέγμα διάβροχον γένηται τῷ φλέγματι καὶ τῇ χολῇ, καὶ ἀραιὸν ἦ καὶ ἄλῆς τὸ φλέγμα καὶ ἡ χολή ἴσταται γὰρ τοῦτο καὶ σήπεται καὶ ἐλκοῦται ἐς δὲ τὰ ὠτα λεπτυνόμενον τὸ φλέγμα διαδιδοῖ. ἐν δὲ τῷ ἄλλῳ σώματι τά τε ἔλκεα κατὰ τὸν αὐτὸν λόγον τοῖσιν ἐν τῇ κεφαλῇ γίνονται, συσσηπομένου τοῦ αἵματος | καὶ τῆς
10 χολῆς, ἢ ἂν τύχη ἀλισθέντα ταύτη γὰρ ἡ σὰρξ σήπεται καὶ ἐλκοῦται, καὶ προσκατασήπει τὸ ἐσελθὸν τοῦ φλέγματός τε καὶ τῆς χολῆς, καὶ γίνονται πύον.

3. Ἐτέρη νοῦσος περιωδυνίη τὴν κεφαλὴν ἴσχει, καὶ ἐμέει χολήν, καὶ δυσουρέει, καὶ παραφρονέει. οὗτος περιωδυνέει ὑπὸ τῆς ὑπερθερμασίας τῆς κεφαλῆς παραφρονέει δὲ ὅταν τὸ αἷμα τὸ ἐν τῇ κεφαλῇ ὑπὸ χολῆς ἢ φλέγματος ὑπερθερμανθῇ καὶ κινηθῇ μᾶλλον τοῦ εἰωθότος ἐμέει δὲ χολήν ἅτε κεκινημένης τῆς χολῆς ἐν τῷ σώ-

¹ M: ἐντραχῇ Θ.

DISEASES II

blood out of the vessels, and it is for this reason that such patients appear to have a good colour.

2. Another disease: the head becomes covered with ulcers, the body swells up, the skin becomes jaundiced, and ulcers break out at one time in one part of the body, at another time in another part; fever is present from time to time, and watery fluid runs out of the ears. The ulcers develop in this patient when his bregma becomes sodden with phlegm and bile that have formed in the head, and these are thin and present in a great quantity; for the bilious phlegm stands, putrefies and ulcerates; on becoming thin, phlegm exudes from the head into the patient's ears. In the rest of the body, the ulcers arise in the same way as those on the head, from blood and bile putrefying wherever they happen to collect; for there the tissue putrefies and ulcerates, and also makes any phlegm and bile that arrive putrefy too, so that they become pus.

3. Another disease: intense pain occupies the head, the patient vomits bile, suffers from dysuria, and becomes deranged. This patient has the intense pain because of overheating of his head. He becomes deranged when the blood in his head is overheated by bile or phlegm, and set in motion more than usual. He vomits bile when his head, in consequence of its being overheated, attracts bile

ΠΕΡΙ ΝΟΥΣΩΝ Β

ματι, καὶ ἡ κεφαλὴ ὑπὸ τῆς ὑπερθερμασίης¹ ἔλκει ἐφ' ἑωυτήν, καὶ τὸ μὲν παχύτατον ἐμέει, τὸ δὲ λεπτότατον ἐς ἑωυτήν. οὐρέει δὲ καὶ ἐν ταύτῃ ὑπὸ τῶν αὐτῶν, ὡς καὶ ἐν τῇ πρόσθεν εἴρηται.

4. Ἦν περὶ τὸν ἐγκέφαλον φλέβια ὑπεραιμῆση² (τὸ μὲν οὖνομα οὐκ ὀρθὸν τῇ νόσῳ, οὐ γὰρ ἀνυστὸν ὑπεραιμῆσαι οὐδὲν τῶν φλεβίων οὔτε τῶν ἐλασσόνων οὔτε τῶν μειζόνων ὀνομαίνουσι δὲ καὶ φασιν ὑπεραιμέειν. εἰ δ' ὡς μάλιστα ὑπεραιμῆσειε νοῦσος ὑπ' αὐτοῦ οὐκ ἔοικεν ἄν³ γίνεσθαι ἀπὸ ἀγαθοῦ γὰρ κακὸν οὐχ οἶόν τε γενέσθαι, οὐδ' ἀγαθὸν πλεον τοῦ δέοντος οἶόν τε γενέσθαι οὐδ' ἀπὸ κακοῦ ἀγαθὸν γένοιτ' ἄν. ἀλλ' ὑπεραιμέειν δοκέει ὅταν ἐς τὰς φλέβας χολὴ ἢ φλέγμα ἐσέλθῃ), μετεωρίζονται τε γὰρ αἱ φλέβες καὶ σφύζουσι, καὶ ὀδύνη κατὰ πᾶσαν τὴν κεφαλὴν ἐγγίνεται, καὶ τὰ ὦτα ἤχέει, καὶ ἀκούει οὐδέν. καὶ ἤχέει μὲν ἅτε τῶν φλεβίων σφυζόντων καὶ παλλομένων, τηνικαῦτα γὰρ ἤχος ἔνεστιν ἐν τῇ κεφαλῇ. βαρυηκοεῖ δὲ τὸ μὲν τι καὶ ὑπὸ τοῦ ἔσωθεν ψόφου καὶ ἤχου, τὸ δ' ὅταν ὁ ἐγκέφαλος καὶ τὰ φλέβια τὰ περὶ αὐτὸν ἐπαρθῇ. ὑπὸ⁴ γὰρ τῆς ὑπερθερμασίης ἐμπίμπλησι τὸ κατὰ τὸ | οὐς

12

¹ Θ: θερμωσίης M. ² Jouanna (p. 46): -εμῆση ΘM: -αιμῶση Ermerins. Similarly wherever the verb occurs (see LSJ, s.v. ὑπεραιμία, where the correction is recommended).

³ ἄν om. M. ⁴ M: τὰ Θ.

DISEASES II

that has been set in motion in the body, and the thickest part is vomited up, while the thinnest part stays in the head. He passes urine in this disease, because of the same things mentioned in the disease before.

4. If, around the brain, small vessels overflow with blood (this name is not a correct one for the disease, because no vessel, either one of the lesser ones or one of the greater ones, can actually be overflowed with blood. Still they use this name and say that they overflow with blood. And even if they really did overflow with blood, it does not seem probable that a disease would arise because of it, for bad cannot come from good,¹ nor can good greater than what is fitting, nor would good come from bad. Rather, there *appears* to be an overflowing with blood when bile or phlegm enters the vessels), the vessels are raised up and throb, pain occupies the entire head, the ears ring, and the patient hears nothing. The ears ring because the vessels are throbbing and quivering, for then there is a ringing in the head. The patient is hard of hearing, partly on account of the sound and ringing and partly because the brain and vessels around it swell up; for, owing to the overheating that occurs, the brain

¹ For a vessel to be filled with blood is taken to be a condition of health, and thus good; to increase this good, the author argues, could not lead to something bad, disease.

ΠΕΡΙ ΝΟΥΣΩΝ Β

κενεὸν ὁ ἐγκέφαλος ἕωυτοῦ καὶ ἄτε οὐκ ἐνεόντος τοῦ ἡέρος ἰσοπληθέος ὡς¹ καὶ ἐν τῷ πρὶν χρόνῳ, οὐδὲ τὸν ἡχον ἴσον παρέχοντος, οὐκ ἐνσημαίνει οἷ τὰ λεγόμενα ὁμαλῶς, καὶ ἀπὸ τούτου βαρυηκοέει.

Οὗτος, ἦν μὲν ραγῆ αὐτῷ ἐς τὰς ρίνας ἢ ἐς τὸ στόμα ὕδωρ καὶ φλέγμα, ὑγιῆς γίνεται ἦν δὲ μὴ ραγῆ, ἐβδομαῖος μάλιστα ἀποθνήσκει.

Ἦν δ' αἶ ἐν τῇ κεφαλῇ ὑπεραιμῆσωσι φλέβες, ὑπεραιμέουσι δὲ ὑπὸ τῶν αὐτῶν ἅ καὶ ἐν τῷ πρόσθεν εἶρηται σημεῖον δ' ὅτι τοιούτῳ τρόπῳ ὑπεραιμέουσι τόδε ὅταν τις ἢ χεῖρα τοῦτο πάσχουσιν ἐπιτάμη ἢ κεφαλὴν ἢ ἄλλο τι τοῦ σώματος, τὸ αἷμα μέλαν ρεῖ καὶ θολερὸν καὶ νοσῶδες· καίτοι οὐ δίκαιον κατὰ τὸ οὖνομα, ἀλλ' ἐρυθρὸν καὶ εἰλικρινὲς <δει>² ρεῖν.

Ἦν δ' ὑπεραιμῆσωσιν ὑπὸ³ τῶν αὐτῶν, ἴσχει ὀδύνη καὶ σκοτοδινίη καὶ βάρος τὴν κεφαλὴν· ὀδύνη μὲν ὑπὸ τῆς ὑπερθερμασίης τοῦ αἵματος, σκοτοδινίη δ' ὅταν ἄλῆς ἐπὶ τὸ πρόσωπον χωρήσῃ τὸ αἷμα, βάρος δὲ ὅταν⁴ τοῦ αἵματος πλέονος ἔοντος ἐν τῇ κεφαλῇ καὶ θολερωτέρου⁵ καὶ νοσωδεστέρου ἢ ἔωθεν.

5. Ἦν σφακελίση ὁ ἐγκέφαλος, ὀδύνη ἔχει ἐκ τῆς κεφαλῆς τὴν ράχιν καὶ ἐπὶ τὴν καρδίην φοι-

¹ ὡς om. Θ.

² Potter.

³ Θ: ἀπὸ Μ.

⁴ Θ: ἄτε Μ.

⁵ Later mss: χολερωτέρου Θ: θολωδεστέρου Μ.

DISEASES II

by itself fills up the empty space in the direction of the ear: therefore, since the same amount of air as in the time before is no longer present, and thus does not provide the same sound,¹ what is said does not register adequately with the patient, and for this reason he is hard of hearing.

If water and phlegm break through to this patient's nostrils or mouth, he recovers: if not, he generally dies on the seventh day.

If the vessels in the head overflow with blood, they do so on account of the things mentioned before. A sign that overflowing with blood occurs in this way is the following: if you make an incision into an arm suffering from the condition, or into the head or any other part of the body, the blood that flows forth is dark turbid, and diseased: and yet not rightly so according to the name, but the blood should flow red and pure.

When vessels are overflowed with blood owing to these factors, pain, dizziness and heaviness occupy the head: pain, as a result of the overheating of the blood, dizziness, when blood moves in a mass over the face, heaviness, when the blood in the head is greater in quantity, more turbid, and more diseased than normal.

5. If the brain becomes sphacelous, pain radiating from the head occupies the spine and migrates to the cardia: the patient loses consciousness and

¹ The perception of sound is understood as occurring through the agency of air present between the brain and the ear.

14 τᾶ· καὶ¹ ἀψυχία καὶ ἰδρῶς, καὶ ἄπνοος² τελέθει καὶ ἐκ τῶν ῥινῶν αἷμα ῥεῖ, πολλάκις δὲ καὶ ἐμέει αἷμα. σφακελίζει δ' ὁ ἐγκεφάλος ἢ³ ὑπερθερμανθῆ ἢ ὑπερψυχθῆ, ἢ χολώδης ἢ φλεγματώδης γένηται μᾶλλον τοῦ ἐωθότος· ὅταν δέ τι τούτων πάθῃ, ὑπερθερμαίνεται καὶ τὸν νωτιαῖον μυελὸν διαθερμαίνει, καὶ οὗτος ὀδύνην τῇ ῥάχει παρέχει. ἀψυχέει δ' ὅταν προσίστηται πρὸς τὴν καρδίην φλέγμα ἢ χολή· προσίστασθαι δ' ἀνάγκη κεκινημένων καὶ ὑγρα|σμένων· ἰδρῶς δὲ ὑπὸ πόνου. τὸ δὲ αἷμα ἐμέει ὅταν αἱ φλέβες αἱ μὲν ἐν τῇ κεφαλῇ ὑπὸ τοῦ ἐγκεφάλου θερμανθῶσιν, αἱ δὲ παρὰ τὴν ῥάχιν ὑπὸ τῆς ῥάχιος, ἢ δὲ ῥάχιος ὑπὸ τοῦ νωτιαίου μυελοῦ. ὁ δὲ νωτιαῖος⁴ ὑπὸ τοῦ ἐγκεφάλου, ὅθεν περ πέφυκεν ὅταν οὖν θερμανθῶσιν αἱ φλέβες καὶ τὸ αἷμα ἐν αὐτῆσι ζέσῃ, διαδιδούσιν αἱ μὲν ἀπὸ τῆς κεφαλῆς ἐς τὰς ῥίνας, αἱ δ' ἀπὸ τῆς ῥάχιος αἰμορροοὶ ἐς τὸ σῶμα. οὗτος τριταῖος ἀπόλλυται ἢ πεμπταῖος ὡς τὰ πολλά.

6. Ἄλλη ἐξαπίνης ὀδύνη λαμβάνει τὴν κεφαλὴν, καὶ παραχρῆμα ἄφωνος γίνεται καὶ ἀκρατῆς ἐωυτοῦ. οὗτος ἀποθνήσκει ἐν ἑπτὰ ἡμέρησιν, ἢν μὴ μιν πῦρ ἐπιλάβῃ ἢν δ' ἐπιλάβῃ, ὑγιῆς γίνεται. πάσχει δὲ ταῦτα, ὅταν αὐτῷ μέλαινα χολή ἐν τῇ κεφαλῇ κινηθεῖσα ῥυῆ, καὶ μάλιστα καθ' ὃ

¹ καὶ om. M.

² Potter (see ch. 20): ὕπνος Θ: ἄπνοος M.

³ Potter: ἢ Θ: ὅταν ἢ M.

⁴ Θ: μυελὸς M.

DISEASES II

sweats, and becomes lifeless; blood flows from his nostrils, and often he also vomits blood. The brain becomes sphacelous if it is made too hot or too cold, or becomes more bilious or phlegmatic than usual; when it suffers any of these things, it becomes too hot, and heats the spinal marrow, and this produces pain in the spine. The patient loses consciousness when phlegm or bile invades his cardia, and such an invasion is inevitable once these are set in motion and moistened. Sweating is because of the strain. The patient vomits blood, when the vessels in his head are heated by the brain, and those along the spine are heated by the spine: the spine was heated by the spinal marrow, and the spinal marrow by the brain out of which it grows. Now when the vessels are heated and the blood inside them seethes, some exude blood from the head into the nose, while the sanguiferous ones do the same from the back into the body. This patient dies on the third or fifth day, in the majority of cases.

6. Another disease: pain suddenly seizes the head, and the patient immediately becomes speechless and loses power over himself. Unless fever supervenes, this patient dies in seven days; if it does, he recovers. He suffers these things when dark bile is set in motion in his head, and flows

τὰ πλείστα ἐν τῷ τραχήλῳ ἐστὶ φλέβια καὶ τοῖσι
 στήθεσιν ἔπειτα δὲ καὶ τῇ ἄλλῃ ἀπόπληκτος γί-
 νεται καὶ ἀκρατῆς, ἅτε τοῦ αἵματος ἐψυγμένου.
 καὶ ἦν κρατήση ὥστε τὸ αἷμα θερμανθῆναι, ἦν τε
 ὑπὸ τῶν προσφερομένων ἦν τε ὑφ'¹ ἑωυτοῦ,
 μετεωρίζεται καὶ διαχεῖται, καὶ κινέεται, καὶ τὴν
 πνοιὴν ἐσάγεται τε καὶ ἀφρίει καὶ χωρίζεται τῆς
 χολῆς, καὶ ὑγιῆς γίνεται. ἦν δὲ μὴ κρατήση, ψύ-
 χεται ἐπὶ μᾶλλον καὶ ὅταν ψυχθῇ παντάπασι καὶ
 ἐκλίπη ἐξ αὐτοῦ τὸ θερμόν, πήγνυται καὶ κινήθη-
 ναι οὐ δύναται, ἀλλ' ἀποθνήσκει. ἦν δ' ἐκ θωρη-
 ξίων ταῦτα πάθη, πάσχει τε ὑπὸ τῶν αὐτῶν, καὶ
 ἀπόλλυται ὑπὸ τῶν αὐτῶν, καὶ διαφεύγει ὑπὸ
 τῶν αὐτῶν.

16 7. Ὄταν τερηδῶν γένηται ἐν τῷ ὀστέῳ, ὀδύνη
 λαμβάνει ἐκ τοῦ ὀστέου, χρόνῳ δ' ἀφίσταται τὸ
 δέρμα ἀπὸ τῆς κεφαλῆς ἄλλῃ καὶ ἄλλῃ. οὗτος
 ταῦτα πάσχει, ὅταν ἐν τῇ διπλόῃ τοῦ ὀστέου
 ὑπογενόμενον φλέγμα ἐναποξηρανθῇ ταύτῃ
 ἀραιὸν γίνεται, καὶ ἐκλείπει ἐξ αὐτοῦ ἢ ἰκμᾶς
 πᾶσα, καὶ ἅτε ξηροῦ ἑόντος ἀφίσταται ἀπ'²
 αὐτοῦ τὸ δέρμα. αὕτῃ ἢ νοῦσος³ θανάσιμος ἐστίν.

8. Ἦν βλητὸς γένηται, ἀλγείει τῆς κεφαλῆς
 τὸ πρόσθεν, καὶ τοῖσιν ὀφθαλμοῖσιν οὐχ ὀμαλῶς
 ὄρα, καὶ κωμαίνει, καὶ αἱ φλέβες σφύζουσι, καὶ
 πυρετὸς ἴσχει βληχρὸς καὶ τοῦ σώματος ἀκρασίη.

¹ Θ: ἐφ' Μ.² Θ: ὑπ' Μ.³ Μ adds οὐ.

DISEASES II

mainly to where most of the vessels in the neck and chest are; then, owing to a cooling of the blood, he becomes paralysed in his other parts, and powerless. If this patient gains the upper hand, so that his blood is warmed either as the result of what is administered or by itself, the blood is lifted, dispersed, and set in motion, it takes in vapour, foams, and separates itself from the bile, and he recovers. But if he does not gain the upper hand, the blood is cooled even more; when it has been cooled completely and given up its heat, it congeals and can no longer move, and the patient dies. If a person suffers this condition subsequent to drunkenness, he suffers it because of the same things, and he dies or escapes because of the same things.

7. When a teredo forms in the skull, a pain originating in the bone arises, and, as time passes, skin separates from the head in one place after another. The patient suffers these things when phlegm that has formed in the diploe of the bone becomes dried up inside it; where this happens, the bone becomes loose in texture, all the moisture leaves it, and, because it is dry, the skin separates from it. This disease is usually mortal.

8. If a person is stricken, he has pain in the front of his head, he does not see properly, and he is drowsy; the vessels throb, and there are mild fevers and powerlessness of the body. The patient suffers

οὗτος ταῦτα πάσχει, ὅταν αἱ ἐν τῇ κεφαλῇ φλέβες θερμανθῶσιν, θερμανθεῖσαι δὲ εἰρύωσι¹ φλέγμα ἐς ἑωυτάς. ἡ μὲν νυν ἀρχὴ τῆς νόσου ἐκ τούτου γίνεται τὸ δ' ἔμπροσθεν τῆς κεφαλῆς διὰ τὸδε ἀλγέει, ὅτι αἱ φλέβες ταύτῃ εἰσὶν αἱ παχύταται, καὶ ὁ ἐγκέφαλος εἰς τὸ πρόσθεν μᾶλλον κεῖται τῆς κεφαλῆς ἢ ἐς τοῦπισθεν καὶ τοῖσιν ὀφθαλμοῖσι διὰ τοῦτο οὐχ ὄρα προκειμένου τοῦ ἐγκεφάλου καὶ φλεγμαίνοντος. τὸ δὲ σῶμα διὰ τοῦτο δὲ² ἀκρασίαι ἔχουσιν αἱ φλέβες ἐπὴν εἰς ἑωυτάς εἰρύσωσι φλέγμα, ἀνάγκη ὑπὸ ψυχρότητος τοῦ φλέγματος τὸ αἷμα ἐστάναι μᾶλλον ἢ ἐν τῷ πρὶν χρόνῳ καὶ ἐψῦχθαι μὴ κινεομένου δὲ τοῦ αἵματος, οὐχ οἶόν τε μὴ οὐ καὶ τὸ σῶμα ἀτρεμίζειν καὶ κεκωφῶσθαι. καὶ ἦν μὲν τὸ αἷμα καὶ τὸ ἄλλο σῶμα κρατήσῃ ὥστε διαθερμανθῆναι, διαφεύγει ἦν δὲ τὸ φλέγμα κρατήσῃ, ἐπιψύχεται μᾶλλον τὸ αἷμα καὶ πήγνυται καὶ ἦν ἐς τοῦτο ἐπιδῶ³ ψυχόμενον καὶ πηγνύμενον, πήγνυται παντελῶς καὶ ἐκψύχεται ὠνθρωπος καὶ ἀποθνήσκει.

9. Κυνάγχη δὲ γίνεται ὅταν ἐν τῇ κεφαλῇ φλέγμα κινηθὲν ῥυῆ ἄλῆς κάτω καὶ στή ἐν τῆσι σιαγόσι καὶ περὶ τὸν τράχηλον. οὗτος οὔτε τὸ σίαλον δύναται καταπίνειν, ἀναπνεῖ δὲ⁴ βιαίως

¹ (): εἰρύσωσι M

² (): τὸδε M.

³ Potter: ἐπίδοι (): ἐπιδίδοι M.

⁴ (): τε M.

DISEASES II

these things when the vessels in his head become heated and, being heated, attract phlegm. Now the disease takes its origin from the following: the patient suffers pain in the front of his head because the vessels there are widest, and because the brain lies more towards the front of the head than towards the back; he loses the sight from his eyes because his brain projects and is swollen: powerlessness befalls his body on account of the following: when the vessels draw phlegm into themselves, the blood must, on account of the coldness of the phlegm, stand more still than before and be cooled, and so, with the blood immobile, it is impossible for the body not to become still and numb. Now if the blood and the rest of the body gain the upper hand, so that they are warmed, the patient escapes. But if the phlegm predominates, the blood is cooled and congeals more, and if it reaches a certain stage of cooling and congelation, it congeals completely, the person becomes cold, and he dies.

9. Angina arises when phlegm that has been set in motion in the head flows downward in a large mass, and comes to rest in the jaws and about the neck. This patient is unable to swallow his saliva.

καὶ ῥέγκει, καὶ ἔστιν ὅτε καὶ πυρετὸς αὐτὸν ἴσχει. τὸ μὲν οὖν νόσημα ἀπὸ τούτου γίνεται καὶ ἄλλοτε ὑπ' αὐτὴν τὴν γλῶσσαν, ἄλλοτε ὑπὲρ τῶν στηθέων ὀλίγον.

10. Σταφυλὴ δὲ γίνεται ὅταν ἐς τὸν γαργαρεῶνα καταβῆ φλέγμα ἐκ τῆς κεφαλῆς κατακρίμναται καὶ γίνεται ἐρυθρὸς. ἦν δὲ πλείων χρόνος ἐγγίνηται,¹ μελαίνεται μελαίνεται δ' ὦδε ἐπὶ φλεβὸς πέφυκεν ὁ γαργαρεῶν παχέης, καὶ ἐπὴν φλεγμῆν, θερμαίνεται, καὶ ὑπὸ τῆς θερμασίης ἔλκει καὶ ἐκ τῆς φλεβὸς τοῦ αἵματος, καὶ μελαίνεται ὑπ' αὐτοῦ. διὰ τοῦτο δὲ καὶ ἦν μὴ ὀργῶντα τάμνης, παραχρῆμα ἀποσπαρθάζουσιν ἢ γὰρ φλέψ θερμαίνει καὶ ὑπὸ τῆς θερμασίης καὶ φλεγμασίης² ἐμπιμπλεῖ τὰ περὶ τὸν γαργαρεῶνα αἷματος, καὶ δι' ὀλίγου³ ἀποπνίγονται.

11. Ἀντιάδες δὲ καὶ ὑπογλωσσίδες καὶ οὐλα καὶ γλῶσσα καὶ ὅσα τοιαῦτα ταύτῃ πεφυκότα, ταῦτα πάντα νοσείει ἀπὸ φλέγματος· τὸ δὲ φλέγμα ἀπὸ τῆς κεφαλῆς καταβαίνει. ἢ δὲ κεφαλὴ ἐκ τοῦ σώματος ἔλκει ἔλκει δ' ὅταν διαθερμανθῆ· διαθερμαίνεται δὲ καὶ ὑπὸ σιτίων καὶ ὑπὸ ποσίων⁴ καὶ ἡλίου καὶ ψύχεος καὶ πόνων καὶ πυρός. ὅταν δὲ διαθερμανθῆ, ἔλκει⁵ ἐς ἑωυτὴν ἐκ τοῦ

¹ Θ: γένηται M. ² καὶ φλεγμασίης om. M. ³ Θ: ὅλου M.

⁴ καὶ ὑπὸ ποσίων om. M. ⁵ M adds τὸ λεπτότατον.

DISEASES II

and he respire laboriously and stertorously; sometimes fever, too, befalls him. The condition arises in this way, then, sometimes beneath the tongue itself, and sometimes a little above the chest.

10. Staphylitis occurs when phlegm descends out of the head into the uvula, and it hangs down and becomes red. As more time passes, the uvula becomes dark, and in the following way: at the base of the uvula is a wide vessel; now when the uvula swells, it becomes hot, because of its heat it draws blood out of the vessel, and from this blood it becomes dark. Thus, if you do not incise it when it is turgid, patients immediately begin to gasp for breath; for the vessel heats and, because of the heat and swelling, fills the region about the uvula with blood, so that in a short time patients choke.

11. The tonsils, the area beneath the tongue, the gums, the tongue, and other such structures growing in the region all become ill as the result of phlegm that comes down from the head. First, the head draws phlegm out of the body; it does this on becoming heated, and it becomes heated from foods, drinks, sun, cold, exertions and fire. When it becomes heated, then, it draws phlegm to itself out

σώματος ὅταν δὲ εἰρύσῃ, καταβαίνει¹ πάλιν ἐς τὸ σῶμα. ὅταν πλήρης γένηται ἢ κεφαλὴ καὶ τύχη ὑπὸ τινος τούτων διαθερμανθεῖσα.²

20

12. Νοῦσοι αἱ ἀπὸ τῶν κεφαλῶν νάρκα ἴσχει τὴν κεφαλὴν, καὶ οὐρέει θαμινά, καὶ τὰλλα πάσχει ἄπερ ὑπὸ στραγγουρίης. οὗτος ἡμέρας ἐννεά ταῦτα πάσχει, καὶ ἦν μὲν βραγῆ | κατὰ τὰς ῥίνας ἢ κατὰ τὰ ὠτα ὕδωρ καὶ πλέννα, ἀπαλλάσσεται τῆς νούσου. καὶ παύεται τῆς στραγγουρίης· οὐρέει δὲ ἀπόνως³ πολὺ καὶ λευκὸν ἐς τὰς εἴκοσιν ἡμέρας καὶ ἐκ τῆς κεφαλῆς ἢ ὀδύνη ἐκλείπει, καὶ ἐκ τῶν ὀφθαλμῶν ἐσορῶντι κλέπτεται οἱ αὐγῆ,⁴ καὶ δοκέει τὸ ἥμισυ τῶν προσώπων ὀραῖν. οὗτος τεσσερακοσταῖος παντάπασιν ὑγιὴς γίνεται.

Ἐνίοτε δὲ ὑπ' οὖν ἔστρεψεν ἢ νοῦσος ἐβδόμῳ ἔτει ἢ τεσσερεσκαιδεκάτῳ καὶ τὸ δέρμα οἱ παχύνεται τῆς κεφαλῆς, καὶ ψανόμενον ὑπέικει καὶ ἀπ' ὀλίγων σιτίων ἀπαλὸς καὶ εὐχρως φαίνεται, καὶ ἀκούει οὐκ ὀξεά.

Ὅταν οὕτως ἔχοντι ἐπιτύχης⁵ ἀρχομένῳ τῆς νούσου, πρόσθεν ἢ βραγῆναι κατὰ τὰς ῥίνας τὸ ὕδωρ καὶ κατὰ τὰ ὠτα, καὶ ἔχῃ αὐτὸν ἢ περιωδυνίῃ, ἀποξυρήσαντα χρῆ αὐτὸν τὴν κεφαλὴν, περι-

¹ M adds καί.² So ΘM, Jouanna (p. 80): ὅταν ... διαθ placed after κεφαλῶν (next line) by later mss. edd.³ M adds και.⁴ This paragraph (νάρκα ἴσχει τὴν κεφαλὴν ... οἱ αὐγῆ) recurs in *Regimen in Health* 8 (Loeb vol. IV, 56).⁵ Θ adds ἦ.

DISEASES II

of the body but, after this attraction has taken place, the phlegm descends back into the body, after the head has become full, on happening to be heated by one of the things mentioned.

12. Diseases of the head: the head becomes numb, and the patient urinates frequently and suffers the rest of the symptoms of strangury. He experiences these things for nine days, and then, if fluid and mucus break out through his nostrils or ears, he is relieved of the disease, and the strangury stops. He passes copious white urine without pain for twenty days, and the pain goes away out of his head, but when he looks at anything, the sight is snatched from his eyes, and he seems to see only the half of faces. This patient recovers completely about the fortieth day.

Sometimes the disease recurs in the seventh or fourteenth year. In that case, the skin on the patient's head becomes thick, and on being touched gives way; he takes on a delicate appearance and a good colour from little food; he does not hear keenly.

When you happen upon a patient in this state, at the beginning of his illness before fluid has broken out through his nostrils or ears, and he is suffering intense pain, you must shave his head

ΠΕΡΙ ΝΟΥΣΩΝ Β

δέοντα περὶ τὸ μέτωπον τὸν ἀσκὸν τὸν σκύτινον, ὕδατος ἐμπιμπλάντα ὡς ἂν ἀνέχεται θερμοτάτου, εἶαν αὐτὸν χλιαίνεσθαι, καὶ ἐπὴν ἀποψυχθῆ, ἕτερον ἐγχεῖν. ἢν δ' ἀσθενέη, παύεσθαι, καὶ διαλιπὼν αὐτὶς ποιέειν ταῦτ' ἂν χαλάσῃ ἢ περιωδυνή. καὶ ἢν ἢ κοιλίῃ μὴ ὑποχωρέῃ, ὑποκλύσαι αὐτόν, καὶ πιπίσκοντα τῶν οὐρητικῶν μελίκρητα διδόναι πίνειν¹ ὕδαρέα· καὶ θαλπέσθω ὡς μάλιστα· ῥυφανέτω δὲ τὸν χυλὸν τῆς πτισάνης λεπτόν. ἢν δέ οἱ² ἢ γαστήρ μὴ ὑποχωρέῃ, λινοζωστιν ἐψήσας ἐν ὕδατι, τρίβων, διηθέων τὸν χυλόν, συμμίσγειν ἴσον³ τοῦ ἀπὸ τῆς πτισάνης χυλοῦ καὶ ἀπὸ τῆς λινοζώστιος, καὶ μέλι ὀλίγον παραμίσγειν ἐς τὸν χυλόν· τοῦτο ῥυφάνειν τρεῖς τῆς ἡμέρης, καὶ ἐπιπίνειν οἶνον μελιχρόν, ὕδαρέα, λευκόν, ὀλίγον ἐπὶ τῷ ῥυφήματι.

22 Ἐπὴν δέ οἱ ῥαγῆ κατὰ τὰς ῥίνας τὰ βλεννώδεα, καὶ οὐρέη παχύ, καὶ τῆς ὀδύνης ἀπηλλαγμένος ἦ, | τῷ ἀσκῷ τῆς κεφαλῆς μηκέτι χρήσθω, ἀλλὰ λουόμενος πολλῶ καὶ θερμῷ πινέτω τὰ διουρητικὰ καὶ μελίκρητα ὕδαρέα. καὶ τὰς μὲν πρώτας ἡμέρας κέγχρον λειχέτω, καὶ κολοκύντην ἐσθιέτω ἢ τεῦτλα τρεῖς ἡμέρας· ἔπειτα σιτίοισι χρήσθω ὡς μαλθακωτάτοισι καὶ διαχωρητικωτάτοισι.⁴ προστιθεῖς ὀλίγον αἰεὶ τῶν σιτίων. ἐπὴν

¹ Θ: ἐπιπ- Μ.

² οἱ om. Μ.

³ Cornarius: ἴσου ΘΜ.

⁴ Later mss, edd.: -χωρηκω- Θ: -φορητικω- Μ.

DISEASES II

clean, attach a leather skin about his forehead, fill it up with water as hot as he can stand, and leave him to be warmed; when the water becomes cold, pour in fresh hot water. If the patient becomes weak, stop treatment for a while, and then resume it again until the pain slackens. If the cavity does not pass anything downwards, administer an enema; have the patient drink diuretics, and give him dilute melicrat to drink; let him be warmed as thoroughly as possible, and drink as gruel thin barley-water. If his belly does not pass anything downwards, boil the herb mercury in water, mash it, filter the juice, mix together equal amounts of barley-water and the mercury juice, and add a little honey. Let him take this as gruel three times daily, and after the gruel drink a little dilute white honeyed wine.

When mucus breaks out through the patient's nostrils, when he passes thick urine, and when his pain goes away, let him stop applying the skin to his head, but bathe in copious hot water, and drink diuretics and dilute melicrat. On the first days, let him take millet, and eat gourd or beets for three days. Then let him have foods that are as soft and laxative as possible, gradually increasing the

δὲ αἱ¹ τεσσαράκοντα ἡμέραι ἐξέλθωσι—
καθίσταται γὰρ μάλιστα ἡ νοῦσος ἐν τοσοῦτω
χρόνῳ—καθήρας αὐτοῦ τὴν κεφαλὴν πρότερόν οἱ
φάρμακον δοῦς κάτω καθαρὸν² ἦν ὥρη ἧ τοῦ
ἔτεος. ἔπειτα ὄρον μεταπίσαι ἑπτὰ ἡμέρας. ἦν δ'
ἀσθενῆς ἧ,³ ἐλάσσονας.

Ἦν δ' ὑποστρέψη ἡ νοῦσος, πυριάσας αὐτὸν
ὄλον, ἐς αὔριον δοῦναι ἐλλέβορον πιεῖν κάπειτα
διαλείπειν ὅπόσον ἂν σοι δοκῆ χρόνον, καὶ τότε
τὴν κεφαλὴν καθήρας, κατωτερικὸν δοῦς φάρμα-
κον, καῦσον τὴν κεφαλὴν ἐσχάρας ὀκτώ, δύο μὲν
παρὰ τὰ ὦτα, δύο δ' ἐν τοῖσι κροτάφοισι,⁴ δύο δ'
ὄπισθεν τῆς κεφαλῆς ἔνθεν καὶ ἔνθεν ἐν τῇ
κοτιδι, δύο δ'⁵ ἐν τῇ ῥινὶ παρὰ τοὺς κανθοὺς. τὰς
φλέβας καίειν δὲ τὰς μὲν παρὰ τὰ ὦτα, ἔστ' ἂν
παύσωνται σφύζουσαι τοῖσι δὲ σιδηρίοισι σφηνί-
σκους ποιησάμενος, διακαίειν πλαγίας τὰς φλέ-
βας. ταῦτα ποιήσαντι ὑγιεὶ ἐγγίνεται.

13. Ἐτέρη νοῦσος ἐλκῶν καταπίμπλαται
τὴν κεφαλὴν, καὶ τὰ σκέλεα οἰδίσκεται ὡσπερ
ἀπὸ ὕδατος, καὶ ἐν τῆσι κινήμασιν ἐμπλάσσεται,
ἦν πίεσης, καὶ⁶ ἡ χροιὴ ἰκτερώδης, καὶ ἐκθύει
ἔλκεα ἄλλοτε ἄλλη, μάλιστα δ' ἐς⁷ τὰς κνήμας,
καὶ φαίνεται πονηρὰ προσιδεῖν, ἀποφλεγμῆναντα

¹ αἱ om. M. ² Θ: κάθηρον M. ³ Potter (cf. e.g. chs. 40,
50, 72): ἀσθενήση ΘM.

⁴ δύο δ' ἐν τοῖσι κροτάφοισι om. M.

⁵ δ' om. M.

⁶ ἦν πίεσης, καὶ Jouanna (p. 36): καὶ ἦν
πίεσης ΘM.

⁷ ἐς om. M.

DISEASES II

amount. When forty days have expired—for the disease generally subsides in that length of time—first clean out the patient's head, and then give him a medication that cleans downwards; if it is the right season, have him then drink whey for seven days; if he is too weak, though, for fewer.

If the disease recurs, apply a vapour-bath to the whole body and, on the morrow, give the patient hellebore to drink. Then, leaving whatever period of time you think correct, clean out the head, give a medication to act downwards, and burn eight eschars on the head: two beside the ears, two on the temples, two behind the head at different places on the occiput, and two on the nose by the corners of the eyes. Also burn the vessels beside the ears until they no longer throb; make the irons wedge-shaped, and cauterize across the oblique vessels. If a person does these things, he recovers.

13. Another disease: the head becomes covered with ulcers, the legs swell up as though from dropsy—below the knee, if you apply pressure, an indentation is left—and the skin becomes jaundiced. Ulcers break out at one time in one part of the body, at another time in another part, but mainly on the legs below the knee: on inspection, these ulcers appear to be very bad, but when they

δὲ ταχέως ὑγιᾶ γίνονται. καὶ πυρετὸς ἄλλοτε καὶ ἄλλοτε λαμβάνει ἢ δὲ κεφαλὴ αἰεὶ θερμὴ γίνεται, καὶ ἐκ τῶν ὠτων ὕδωρ ῥεῖ.

24

Ὅταν οὕτως ἔχη, φάρμακόν οἱ δοῦναι, ὑφ' | οὗ φλέγμα καὶ χολὴν καθαρεῖται ἄνω ἢν μὲν ψύχη ἦ, προπυριήσας, λούσας θερμῶ, ἔπειτα διαλείπων ἡμέρας τρεῖς, τὴν κεφαλὴν καθῆραι, μετὰ δὲ κάτω φάρμακον πῖσαι ἢν δὲ ὥρη ἦ, καὶ ὄρον μεταπίπτω εἰ δὲ μή, γάλα ὄνου, μετὰ δὲ τὰς καθάρσιος σιτίοισιν ὡς ἐλαχίστοισι χρήσθω καὶ διαχωρητικωτάτοισι, καὶ ἀλουτεῖτω, ἢν δὲ ἡ κεφαλὴ ἐλκῶται, τρύγα κατακαίων οἰνηρὴν, σμῆγμα ποιέων, σύμμισγε τῆς βαλάνου τὸ ἐκλεμμα λεῖον τρίβων, λίτρον συμμίσγων ἴσον, ἀποσμῆξας τούτοις, λούσθω θερμῶ, χριέσθω δὲ τὴν κεφαλὴν, δαφνίδας τρίψας καὶ κηκίδας καὶ σμύρναν καὶ λιβανωτὸν καὶ ἀργύρου¹ ἄνθος καὶ ὕειον ἄλειφα καὶ δάφνινον ἔλαιον ταῦτα μίξας χρίειν, τὸν δ' ἔπειτα χρόνον ἐμέτοιςι χρήσθω τρεῖς τοῦ μηνός, καὶ γυμναζέτω² καὶ θερμολουτεῖτω καὶ τὴν ὥρην ὀροποτεῖτω.³

Ἦν δέ σοι ταῦτα¹ ποιέοντι ἐκ μὲν τοῦ ἄλλου σώματος ἢ νοῦσος ἐξεληλύθη, ἐν δὲ τῇ κεφαλῇ ἔλκεά οἱ γίνηται, καθήρας τὴν κεφαλὴν αὐτίς.

¹ Θ: ἀργυρίου M.
τεῖτω om. M.

² Θ: γυμναζέσθω M.
⁴ Θ: τάδε M.

³ καὶ τὴν ὥρην ὀροπο-

DISEASES II

get over their swelling, they heal quickly. There is intermittent fever, the head becomes permanently warm, and watery fluid runs out of the ears.

When the case is such, give the patient a medication that will clean upwards of phlegm and bile. If the head is cold, first apply a vapour-bath and wash with hot water, and then, leaving an interval of three days, clean out the head. Afterwards, have the patient drink a medication to act downwards; if it is the right season, let him also drink whey, if not that, then ass's milk. After these cleanings, give a very little food, and that of the most laxative kind; let the patient go without bathing. If the head ulcerates, burn wine lees, make these into a paste, add finely ground acorn shell, and mix in an equal amount of soda; smear the patient with this, and have him bathe in hot water. Let him anoint his head with ground bayberry, galls, myrrh, frankincense, flower of silver, lard, and bay oil; mix these together, and smear them on. Then, for the time being, let the patient employ vomiting three times a month, take exercises, bathe in hot water, and in season drink whey.

If, when you do these things, the disease passes out of the rest of the body, but ulcers still arise on the head, clean out the head again, and afterwards

ΠΕΡΙ ΝΟΥΣΩΝ Β

φάρμακον κάτω μεταπίσαι. ἔπειτα ξυρήσας τὴν κεφαλὴν, καταταμεῖν τομῆς ἀραιάς, καὶ ἐπὴν ἀπορρυῆ τὸ αἷμα, ἀνατρίψαι. ἔπειτα εἶρια πινοέοντα οἴνω ραίνων ἐπιδεῖν, καὶ ἐπὴν ἀπολύσης, περισπυγγίζειν καὶ μὴ βρέχειν. ἔπειτα κυπάρισσον ἐπιπάσσειν ἐλαίῳ ὑποχρίων τοῖσι δὲ εἰρίοισιν ἐπιδέσμοισι χρῆσθω. ἔστ' ἂν ὑγιῆς γένηται.

26 14. Ἐτέρη νοῦσος περιωδυνίη λαμβάνει τὴν κεφαλὴν, καὶ ἐπὴν κινήσῃ τις ἦσσον, ἐμέει χολὴν ἐνίοτε δὲ καὶ δυσουρέει καὶ παραφρονέει. ἐπὴν δ' ἑβδομαῖος γένηται. ἐνίοτε καὶ ἀποθνήσκει ἢν δὲ ταύτην ἐκφύγῃ. ἐναταῖος ἢ ἐνδεκαταῖος, ἢν μὴ οἱ ῥαγῆ κατὰ τὰς ῥίνας ἢ κατὰ τὰ ὦτα, ἢν δὲ ῥαγῆ, ὑπεκφυγγάνει ρεῖ δὲ | ὑπόχολου ὕδωρ, ἔπειτα τῷ χρόνῳ πύου γίνεται ἐπὴν σαπῆ.

Ὅταν οὕτως ἔχῃ, ἕως μὲν ἂν ἡ περιωδυνίη ἔχῃ κατ' ἀρχὰς πρὶν ῥαγῆναι ἐκ τῶν ῥινῶν καὶ τῶν ὠτων, σπόγγους ἐν ὕδατι θερμῷ βρέχων, ἄσσον προστιθέναι πρὸς τὴν κεφαλὴν ἢν δὲ μὴ τούτοισι χαλᾶ, τῷ ἀσκῷ χρῆσθαι τὸν αὐτὸν τρόπον, ὑπερ ἐπὶ τῆς προτέρης. πινέτω δὲ μελικρητα ὕδαρέα ἢν δὲ μηδ' ἀπὸ τοῦ μελικρήτου, ἀπὸ τῶν κρίμνων ὕδωρ πινέτω. ῥυφινέτω δὲ τὸν χυλὸν τῆς πτισάνης, καὶ ἐπιπινέτω λευκὸν οἶνον ὕδαρέα ὀλίγον.² ἐπὴν δὲ ῥαγῆ κατὰ τὰ ὦτα καὶ ὁ πυρετὸς ἀνῆ καὶ ἡ ὀδύνη, σιτίοισι χρῆσθω διαχω-

¹ καὶ om. M.

² ὀλίγον om. M.

DISEASES II

have the patient drink a medication that acts downwards. Then shave the head and cut narrow incisions; when blood flows out, rub the incisions clean. Then sprinkle unwashed wool with wine, and tie this on; when you remove it, sponge the head all round, without making it wet. Then anoint it with oil, and sprinkle on cypress; employ these woollen bandages until the patient recovers.

14. Another disease: intense pain occupies the head, and whenever anyone moves the patient even a bit, he vomits bile; sometimes he also suffers from dysuria, and becomes deranged. By the seventh day the patient may sometimes even die; if he escapes that day, then he dies on the ninth or the eleventh day, unless a flux breaks out through his nostrils or ears; if this occurs, the patient escapes. The fluid is somewhat bilious, and then in time becomes pus through putrefaction.

When the case is such, as long as the intense pain obtains at the beginning of the illness before any flux has broken out through the nostrils or ears, soak sponges in hot water and apply them tightly against the head; if, with these, the pain does not slacken, employ a leather skin as in the preceding disease. Have the patient drink melicrat diluted with water; if not melicrat, then water made from groats. As gruel let him drink barley-water, and afterwards a little dilute white wine. When a flux does break out through the ears, and the fever and pain remit, give laxative foods.

ρητικοῖσιν, ἀρξάμενος ἐξ ὀλίγων, προστιθείς αἰεί, καὶ λούσθω θερμῶ κατὰ κεφαλῆς καὶ τὰ ὦτα διακλύζειν ὕδατι καθαρῶ, καὶ ἐντιθέναι¹ σπογγία μέλιτι ἐμβάπτων. ἦν δέ οἱ² μὴ ξηραίνεται οὕτως, ἀλλὰ χρόνιον γίνηται τὸ ρεῦμα, διακλύσας, ἐμβάλλειν ἀργύρου ἄνθος, σανδαράκην, ψιμύθιον, ἴσον ἐκάστου, λεῖα τρίβων,³ ἐμπιμπλεις τὸ οὖς σάσσειν, καὶ ἦν παραρρέη, ἐπεμβάλλειν τοῦ φαρμάκου. ἐπὴν⁴ ξηρὸν γένηται τὸ οὖς, ἐκκαθήρας, ἐκκλύσαι τὸ φάρμακον ἔπειτα, κωφὸν γὰρ γίνεται τὸ πρῶτον ἀποξηρανθέν, πυριᾶν αὐτὸν βληχρῆσι πυρίησι τὰ ὦτα καταστήσεται γὰρ οἱ τῶ⁵ χρόνῳ. ἀποθνήσκουσι δὲ καὶ ἦν ἐς τὸ οὖς περιωδυνίη γενομένη μὴ ῥαγῆ ἐν τῆσιν ἑπτὰ ἡμέρησι. τοῦτον λούειν θερμῶ πολλῶ, καὶ σπόγγους ἐν ὕδατι θερμῶ βρέχων, ἐκμάσσων, χλιαροὺς προστιθέναι πρὸς τὸ οὖς. ἦν δὲ μῆδ' οὕτω ῥηγνύηται, πυριᾶν αὐτὸ τὸ οὖς. ῥυφήμασι δὲ καὶ πώμασι τοῖσιν αὐτοῖσι χρῆσθαι οἷσί περ ἐπὶ τοῖσι πρόσθεν.

28 15. Ἦν ὕδωρ ἐπὶ τῶ ἐγκεφάλῳ γένηται, ὀδύνη | ὀξέη ἴσχει διὰ τοῦ βρέγματος καὶ τῶν κροτάφων ἄλλοτε ἄλλη, καὶ ῥίγος καὶ πυρετὸς ἄλλοτε καὶ ἄλλοτε· καὶ τὰς χώρας τῶν ὀφθαλμῶν ἀλγέει, καὶ ἀμβλυώσσει, καὶ ἡ κόρη σχίζεται, καὶ δοκέει

¹ Θ: ἐντιθέτω Μ.
 τρίβων Θ.

² Potter: τοι ΘΜ.

³ λεῖα τρίβων Μ: δια-

⁴ Μ adds δέ.

⁵ οἱ τῶ Θ: οὕτω Μ.

DISEASES II

beginning with little and then adding more and more, and wash down over the head with hot water; wash out the ears with clean water, and insert small sponges dipped in honey. If the flux is not dried up with this treatment, but becomes chronic, wash the ear out and insert equal amounts of finely ground flower of silver, red arsenic and white lead; fill the ear right up and pack it tight; if any of the medication slips out, add more. When the ear becomes dry, clean it out and rinse out the medication. Then, since on being dried out the ear is deaf at first, apply mild vapour-baths to the ears; for in time the patient's ears will get better.

Patients also die if, when intense pain has occupied their ear, no break occurs for seven days. Wash this patient with copious hot water, soak sponges in hot water, squeeze them dry, and apply them warm against the ear. If, with this treatment, no break occurs, apply a vapour-bath to the ear itself. Give the same gruels and drinks as to the patients above.

15. If fluid forms on the brain, violent pain is present between the bregma and the temples, at one time in one place, at another time in another place, and from time to time there are chills and fevers. The patient suffers pain in the sockets of his eyes, he sees unclearly, his pupil is divided, and

ἐκ τοῦ ἐνὸς δύο ὄραν, καὶ ἦν ἀναστῆ, σκοτοδινίμιν λαμβάνει. καὶ τὸν ἄνεμον οὐκ ἀνέχεται οὐδὲ τὸν ἥλιον. καὶ τὰ ὠτα τέτριγε, καὶ τῷ ψόφῳ ἄχθεται,¹ καὶ ἐμέει σίαλα καὶ λάμπην, ἐνίοτε δὲ καὶ τὰ σιτία. καὶ τὸ δέρμα λεπτύνεται τῆς κεφαλῆς, καὶ ἦδεται ψαυόμενος.

Ὅταν οὕτως ἔχη, πρῶτον μὲν οἱ πιεῖν φάρμακον δοῦναι ἄνω, ὃ τι φλέγμα ἄξει, καὶ μετὰ τοῦτο τὴν κεφαλὴν καθῆραι. ἔπειτα διαλείπων φάρμακον πῶσαι κάτω ἔπειτα σιτίοισιν ἀνακομίζειν αὐτὸν ὡς ὑποχωρητικοιστάτοισιν, ὀλίγα αἰεὶ προστιθεῖς. ἐπὴν δὲ κατεσθίῃ ἤδη τὰ σιτία ἀρκοῦντα, ἐμέτοισι χρήσθω νῆστις, τῷ φακίῳ ξυμμίσγων μέλι καὶ ὄξος, λάχανα προτρώγων. καὶ τῇ ἡμέρῃ ταύτῃ ἡ² ἂν ἐμέσῃ, πρῶτον μὲν κυκεῶνα πινέτω λεπτόν ἔπειτα ἐς ἐσπέρην σιτίοισιν ὀλίγοισι χρήσθω. καὶ ἀλουτεῖτω καὶ περιπατεῖτω³ ἀπὸ τῶν σιτίων καὶ ὄρθρου, φυλασσόμενος τὸν ἄνεμον καὶ τὸν ἥλιον, καὶ πρὸς πῦρ μὴ προσίτω.⁴ καὶ ἦν μέντοι ταῦτα⁵ ποιήσαντι ὑγιῆς γένηται εἰ δὲ μὴ, προκαθήρης αὐτὸν τοῦ ὕδατος⁶ πρῶτον μὲν ἐλλεβόρω, ἔπειτα ἐς τὰς ῥῖνας ἐγχείαι φάρμακον καὶ διαλιπὼν ὀλίγον χρόνον κάτω καθῆραι. ἔπειτα ἀνακομίσας σιτίοισιν, εἶτα ταμῶν τὴν κεφαλὴν

¹ M adds ἀκούων.

² ἡ om. M.

³ καὶ περιπατεῖτω om. Θ.

⁴ Θ: προσιέτω M.

⁵ Θ: μὲν τοιαῦτα M.

⁶ Potter: ἡρος ΘM.

DISEASES II

he seems to see two things instead of one; if he gets up, dizziness comes over him; he can tolerate neither wind nor sun; his ears ring, he is vexed by any noise, and he vomits saliva and scum, sometimes food as well. The skin on his head becomes thin, and he feels pleasure on being touched there.

When the case is such, first give the patient a medication to drink that will draw phlegm upwards, and after that clean out his head. Then, leaving a space of time, have him drink a medication to act downwards; next, restore him with foods of the most laxative kind, continually adding a little more. When he has reached the stage where he is eating an adequate amount of food, have him employ vomiting in the fasting state, by first eating vegetables, and then drinking a decoction of lentils into which honey and vinegar have been mixed. On the same day he vomits, let him first drink a thin cyceon, and then, towards evening, eat a little food; let him go without bathing, take walks after meals and early in the morning—but out of the wind and sun—and not go near any fire. If, when he does these things, he becomes well, fine; if not, first clean him of water by using hellebore, and then pour a medication into his nostrils; after a short time, clean downwards. Next, restore with foods, and then incise the head at the bregma; bore

κατὰ τὸ βρέγμα. τρυπήσαι πρὸς τὸν ἐγκέφαλον.
καὶ ἰᾶσθαι ὡς πρίσμα.

16. Ἐτέρη νοῦσος ῥίγος καὶ ὀδύνη καὶ πυρε-
τὸς διὰ τῆς κεφαλῆς. μάλιστα δ' ἐς τὸ οὖς καὶ ἐς
τοὺς κροτάφους καὶ ἐς τὸ βρέγμα. καὶ τὰς χώρας
τῶν ὀφθαλμῶν ἀλγείει. καὶ αἱ ὀφρῦες δοκέουσιν οἱ
ἐπικεῖσθαι. καὶ τὴν κεφαλὴν βάρους ἔχει. καὶ ἦν
30 τίς μιν κινήσῃ, ἐμέσει, | καὶ ἐμέει¹ πολὺ καὶ ῥη-
δίως. καὶ τοὺς ὀδόντας αἰμωδίη καὶ νάρκα ἔχει.
καὶ αἱ φλέβες αἵρονται καὶ σφύζουσιν αἱ ἐν τῇ
κεφαλῇ. καὶ οὐκ ἀνέχεται ἡρεμέων. ἀλλὰ ἀλύει
καὶ ἀλλοφρονεῖ ὑπὸ τῆς ὀδύνης. τούτῳ ἦν μὲν
κατὰ τὰς ῥίνας ἢ κατὰ τὰ ὠτα ῥαγῇ ὕδρωσι. ῥεῖ
ὑπόπυος. καὶ ὑγιῆς γίνεται εἰ² δὲ μῆ. ἀποθνήσκει
ἐν ἑπτὰ ἡμέρησιν ὡς τὰ πολλά. αὕτη ἡ νοῦσος
γίνεται μάλιστα ἐκ λιπυρίας. ἐπὴν ἀπαλλαγῇ
τοῦ πυρός. ἀκάθαρτος ἐών. ἢ σιτίων ἐμπιμπλήται.
ἢ θωρήσσηται. ἢ ἐν ἡλίῳ κάμῃ.

Ὅταν οὕτως ἔχῃ. πρῶτον μὲν ἀφιέναι ἀπὸ
τῆς κεφαλῆς τοῦ αἵματος ὀπόθεν αἶν σοι δοκῆῃ.
ἐπὴν δὲ ἀφῆς. τὴν κεφαλὴν ξυρήσας. ψύγματά οἱ
προσφέρειν καὶ ἦν μὴ ὑποχωρήῃ ἢ γαστήρ. ὑπο-
κλύσαι. πίνειν δὲ διδόναι τὸ ἀπὸ τῶν κρίμωνων
ὕδωρ. ῥυφάνειν δὲ διδόναι τὸν ἀπὸ τῆς πτισάνης
χυλὸν ψυχρὸν καὶ ἐπιπίνειν ὕδωρ. ἦν δέ οἱ πρὸς

¹ ἐμέσει. καὶ ἐμέει Littre: αἰσθασα. καὶ αἰσθασει O: αἰσθη. εἰ καὶ αἰσασ.
M. ² O: ἦν M. ³ τὸ . . . διδόναι om. M.

DISEASES II

right through to the brain, and heal the wound as you would one made by sawing.

16. Another disease: chills, pain and fever throughout the head, especially in the ear, temples and bregma. The patient feels pain in the sockets of his eyes, his eyebrows seem to press down on him, and heaviness befalls his head. If anyone moves him, he vomits copiously and easily; his teeth are set on edge, and he is numb. The vessels in his head are raised up and throb, and he cannot bear to be still, but is beside himself and frenzied from the pain. If, in this patient, a watery discharge breaks out through the nostrils or ears, it runs out mixed with pus, and he recovers; if not, he usually dies in seven days. The disease generally arises from a remittent fever, when, during a remission of the fever-heat, the patient, in an unclean state, fills himself with food, becomes drunk, or toils in the sun.

When the case is such, first draw blood from the head, from wherever you think appropriate. After you have drawn this, shave the head and apply cold compresses; if the belly does not pass anything downwards, clean it out with an enema. Give the patient water from barley-meal to drink, as gruel cold barley-water, and after that water. If the

τὰ φύγματα μὴ χαλᾶ, μεταβαλὼν, τῷ ἄσκῳ χρῆσθαι καὶ θερμαίνειν. ἐπὴν δὲ παύσεται ἡ ὀδύνη, σιτίοισι χρήσθω διαχωρητικοῖσι, καὶ μὴ ἐμπιπλάσθω. ἐπὴν δὲ γένηται εἰκοσταῖος πεπαυμένος τῆς ὀδύνης, πυρήσας αὐτοῦ τὴν κεφαλὴν, πρὸς τὰς ῥίνας φάρμακον προστίθει, καὶ διαλιπὼν ἡμέρας τρεῖς φάρμακον πῖσαι κάτω.

17. Ἐτέρη νοῦσος ἦν ὑπεραιμήσαντα¹ τὰ φλέβια τὰ ἔναιμα τὰ περὶ τὸν ἐγκέφαλον θερμήνη τὸν ἐγκέφαλον, πυρετὸς ἴσχει ἰσχυρός, καὶ ὀδύνη ἐς τοὺς κροτάφους καὶ τὸ βρέγμα καὶ ἐς τοῦπισθεν τῆς κεφαλῆς καὶ τὰ ὦτα ἡχέει καὶ πνεύματος ἐμπίμπλαται καὶ ἀκούει οὐδέν καὶ ἀλύει, καὶ ῥιπτάζει αὐτὸς ἑωυτὸν ὑπὸ τῆς ὀδύνης. οὗτος ἀποθνήσκει πεμπταῖος ἢ ἑκταῖος.

Ὅταν οὕτως ἔχη, θερμαίνειν αὐτοῦ τὴν κεφαλὴν ἦν γὰρ ῥαγῆ διὰ τῶν ὠτων ἢ διὰ τῶν ῥινῶν ἕδωρ, οὕτως ἐκφυγγάνει. ἦν δ' ἐκφύγη τὰς ἡμέρας τὰς ἕξ, διαιτῶν ὡσπερ τὴν προτέρην.

32 18. Ἦν ὑπεραιμήσωσιν² αἱ φλέβες ἐν τῇ κεφαλῇ, ὀδύνη ἴσχει βραχέη τὴν κεφαλὴν πᾶσαι, καὶ ἐς τὸν τράχηλον, καὶ μεταβάλλει ἄλλοτε ἄλλη τῆς κεφαλῆς καὶ ἐπειδὰν ἀναστῆ, σκοτοδινίμιν ἴσχει πυρετὸς δ' οὐ λαμβάνει.

Ὅταν οὕτως ἔχη, ξυρήσας αὐτοῦ³ τὴν κεφα-

¹ Potter: -εμψαυτα ΘΜ: -αιμψαυτα Ermerins. ² Jouanna (p. 48): -εμψαυσαν ΘΜ: -αιμψαυσαι Ermerins. ³ αὐτοῦ om. M.

DISEASES II

disease does not slacken when treated with cold compresses, switch over and use the leather skin to warm. When the pain stops, let the patient take laxative foods, and not fill himself. On the twentieth day after the cessation of pain, apply a vapour-bath to his head, administer a medication to his nostrils, and, leaving an interval of three days, have him drink a medication to act downwards.

17. Another disease: if the small blood-vessels around the brain overflow with blood, they heat the brain, and there is violent fever, and pain in the temples, bregma and back of the head. The ears ring, they are filled with air, and they hear nothing: the patient is distraught and casts himself about from the pain. He dies on the fifth or sixth day.

When the case is such, warm the patient's head: for if water breaks out through his ears or nostrils, he escapes. If he survives the six days, employ the same regimen as in the preceding disease.

18. If the vessels in the head overflow with blood, a brief pain occupies the entire head, radiating to the neck, and moves at one time to one part of the head, at another time to another part: when the patient gets up, dizziness comes over him: there is no fever.

When the case is such, if the condition does not

λήν, ἣν μὴ τοῖσι χλιάσμασιν ὑπακούη, σχίσει ἀπὸ τῆς κεφαλῆς τὸ μέτωπον. ἧ ἀπολήγει τὸ δασύ. ἐπὴν δὲ τάμης, διαστείλας τὸ δέρμα, ὅταν ἀπορρυῆ τὸ αἷμα, ἄλσι λεπτοῖσι διαπάσαι ἐπὴν δέ σοι τὸ αἷμα ἀπορρυῆ, συνθεῖς τὴν τομήν, κρόκη διπλῆ κατελίξαι πᾶσαν τὴν τομήν. ἔπειτα περιχρίσας τῇ κηροπίσσω σπληνίσκον, ἐπιθεῖς κάτω ἐπὶ τῷ ἔλκει, εἴριον πινόεν ἐπιθείς, καταδησαι, καὶ μὴ ἐπιλῦσαι¹ ἑπτὰ ἡμερέων, ἣν μὴ ὀδύνη ἔχη ἣν δ' ἔχη, ἀπολύσασθαι. διδόναι δ'² ἔστ' ἂν ὑγιῆς γένηται, πίνειν μὲν τὸ ἀπὸ τοῦ κρίνου, ῥυφάνειν δὲ τὸν χυλὸν τῆς πτισάνης καὶ ἐπιπίνειν ὕδωρ.

19. Ἦν δὲ χολᾶ ὁ ἐγκέφαλος, πυρετὸς ἴσχει βληχρὸς καὶ ῥίγος καὶ ὀδύνη διὰ τῆς κεφαλῆς πάσης, μάλιστα δὲ³ τοὺς κροτάφους καὶ ἐς τὸ βρέγμα καὶ ἐς τὰς χώρας τῶν ὀφθαλμῶν. καὶ αἱ ὀφρύες ἐπικρέμασθαι δοκέουσι, καὶ ἐς τὰ ὦτα ὀδύνη ἐσφοιτᾶ ἐνίοτε, καὶ κατὰ τὰς ῥίνας χολὴ ρεῖ, καὶ ἀμβλυώσσει⁴ τοῖς ὀφθαλμοῖσι, καὶ τοῖσι μὲν πλείστοισιν ἐς τὸ ἥμισυ τῆς κεφαλῆς ὀδύνη φοιτᾶ, γίνεται δὲ καὶ ἐν πάσῃ τῇ κεφαλῇ.

Ὅταν οὕτως ἔχη, ψύγματά οἱ προστιθέναι πρὸς τὴν κεφαλὴν, καὶ ἐπὴν ἧ⁵ ὀδύνη καὶ τὸ ῥεῦμα παύηται, σελίνου χυλὸν ἐς τὰς ῥίνας ἐν-

¹ Θ adds ἐπ'.
βλυώσσουσι Μ.

² δ' om. Μ.
⁵ ἧ om. Μ.

³ Μ adds ἐς.

⁴ Θ: ἀμ-

DISEASES II

yield to fomentations, shave the patient's head, and make an incision in the forehead between the eyes, where the hairs stop; when you have made this cut, separate the skin, and, when blood flows out, sprinkle with fine salt. When blood has flowed out to your satisfaction, close the incision, and wrap the whole of it with a bandage of double threads. Next, anoint a linen pad with wax-pitch ointment, place it directly over the incision, apply unwashed wool, and bind it fast; do not remove this for seven days, unless there is pain; if there is, remove it. Until the patient is well, give him water made from groats to drink, as gruel barley-water, and after that water.

19. If the brain suffers from bile, a mild fever is present, chills, and pain through the whole head, especially in the temples, bregma, and the sockets of the eyes. The eyebrows seem to overhang, pain sometimes migrates to the ears, bile runs out through the nostrils, and the patient sees unclearly. In most patients, pain occupies one half of the head, but it can also arise in the whole head.

When the case is such, apply cold compresses to the patient's head, and, when the pain and flux cease, instill celery juice into his nostrils. Let him

στάζειν. καὶ ἀλουτεῖτω ἕως ἂν ἡ ὀδύνη ἔχῃ, καὶ
 ῥυφανέτω κέγχρον λεπτόν, μέλι ὀλίγον παραχέων,
 καὶ πινέτω ὕδωρ. ἦν δὲ μὴ ὑποχωρήῃ, κράμβας
 τραγέτω | καὶ τὸν χυλὸν ῥυφανέτω εἰ δὲ μὴ. τῆς
 ἀκτῆς τῶν φύλλων τὸν αὐτὸν τρόπον. καὶ ἐπήν
 σοι δοκῆ καίρως εἶναι, σιτία οἱ προσφέρειν ὡς
 ὑποχωρητικώτατα. καὶ ἦν, ἀπηλλαγμένου τοῦ
 ῥεύματος καὶ τῆς ὀδύνης, ὑπὲρ τῆς ὀφρύος¹ αὐτῶ
 βάρος ἐγγίνηται κατὰ τὸν μυξωτῆρα ἢ μύξα πα-
 χέη² καὶ σαπρῆ, πυριήσας αὐτὸν ὄξει καὶ ὕδατι
 καὶ ὀριγάνω, ἔπειτα λούσας θερμῶ ὕδατι, προσ-
 θεῖναι τὸ ἄνθος τοῦ χαλκοῦ καὶ τὴν σμύρναν πρὸς
 τὰς ῥίνας. ταῦτα ποιήσας, ὡς τὰ πολλὰ ὑγιῆς
 γίνεται ἢ δὲ νοῦσος οὐ θανατώδης.

20. Ἦν σφακελίση ὁ ἐγκέφαλος, ὀδύνη λάζε-
 ται ἐκ τῆς κοτιδος ἐς τὴν ράχιν, καὶ ἐπὶ τὴν καρ-
 δίην καταφοιτᾷ ψυχῆς καὶ ἰδρῶς ἐξαπίνης καὶ
 ἄπνοος τελέθει, καὶ διὰ τῶν ῥινῶν αἷμα ῥεῖ πολ-
 λοὶ δὲ καὶ ἐμέουσιν. οὗτος ἐν τρισὶν ἡμέρησιν
 ἀποθνήσκει ἦν δὲ τὰς ἑπτὰ ἡμέρας ὑπερφύγη
 οὐχ ὑπεκφεύγουσι⁴ δὲ πολλοί.

Οὗτος ἦν μὲν τὸ αἷμα ἐμέη ἢ ἐκ τῶν ῥινῶν
 ῥέη, μήτε λούειν αὐτὸν θερμῶ, μήτε χλιάσματα
 προσφέρειν, πίνειν δὲ⁵ ὄξος λευκὸν ὑδαρὲς κερνάς,
 καὶ ἦν ἀσθενέη, τῆς πτισάνης ῥυφάνειν. ἦν δὲ

¹ Θ: ὀσφύος M.
 φεύγουσι M.

² Θ: ἦν M.

³ M adds ἦ.

⁴ Θ: ὑπερ-

⁵ M adds διδόναι.

DISEASES II

avoid bathing, as long as the pain is present, take as gruel thin millet to which a little honey has been added, and drink water. If nothing passes off below, have him eat cabbage, and drink the juice as gruel; if not that, then the juice of elder leaves in the same way. When you think it is the right moment, give foods of the most laxative kind. If, when the patient is relieved of his flux and pain, a heaviness sets in from above the eyebrow down to the nostril, or there is thick purulent mucus, apply a vapour-bath of vinegar, water and marjoram; then wash him with hot water, and apply flower of copper and myrrh to his nostrils. If the patient does these things, he usually recovers. The disease is seldom mortal.

20. If the brain becomes sphacelous, pain radiates from the occiput to the spine, and coldness moves down over the cardia. The patient suddenly sweats and becomes lifeless, and blood runs out through his nostrils; many vomit it as well. This person generally dies in three days, but if he escapes for seven, he recovers; not many survive.

If this patient vomits blood, or blood flows from his nostrils, do not wash him with hot water or apply fomentations, but have him drink white vinegar, mixing it dilutely, or, if he is weak, barley-

πλέον σοι δοκέη τοῦ δικαίου ἐμέειν τὸ αἷμα ἢ ἐκ τῶν ῥινῶν οἱ ῥέη, τοῦ μὲν ἐμέτου πινέτω ἄλητον σητάνιον ἐπὶ ὕδωρ ἐπιπάσσωιν ἦν δ' ἐκ τῶν ῥινῶν ῥέη, καὶ ἀποδείτω τὰς φλέβας τὰς ἐν τοῖσι βραχίοσι καὶ τὰς ἐν τοῖσι κροτάφοισι, σπλήνας ὑποτιθείς. ἦν δὲ τούτων οἱ μηδ' ἕτερον ἦ. ἀλγέη δὲ τὴν κοτίδα καὶ τὸν τράχηλον καὶ τὴν ῥάχιν, καὶ ἐπὶ τὴν καρδίην ἴη τὸ ψῦχος, χλιαίνειν τοῖσιν ὀρόβοισι τὰ στέρνα καὶ τὸν νῶτον καὶ τὴν κοτίδα καὶ τὸν τράχηλον. ταῦτα ποιεῶν μάλιστ' ἂν ὠφελέοις¹ ἐκφεύγουσι δὲ ὀλίγοι.

36

21. Ἄλλη νοῦσος ἑξαπίνης ὑγιαίνοντα ὀδύνη ἔλαβε τὴν κεφαλὴν, καὶ παραχρῆμα ἄφωνος γίνεται, καὶ ῥέγκει, καὶ τὸ στόμα κέχηνε καὶ ἦν τις αὐτὸν καλέη ἢ κινήση, στειάζει, ξυνίει δ' οὐδέν, καὶ οὐρέει πολὺ, καὶ οὐκ ἐπαίει οὐρέων. οὔτος, ἦν μιν μὴ πυρετὸς λάβη, ἐν τῆσιν ἑπτὰ ἡμέρησιν ἀποθνήσκει ἦν δὲ λάβη, ὡς τὰ πολλὰ ὑγιῆς γίνεται. ἢ δὲ νοῦσος πρεσβυτέροισι μᾶλλον γίνεται ἢ νεωτέροισι.

Τοῦτον, ὅταν οὕτως ἔχη, λούειν χρὴ θερμῷ καὶ πολλῷ, καὶ θάλπειν ὡς μάλιστα, καὶ ἐνστάζειν μελίκρητον χλιαίνων ἐς τὸ στόμα. ἦν δ' ἔμφρων γίνηται καὶ ἐκφεύγη τὴν νοῦσον, ἀνακομίσας αὐτὸν σιτίοισιν, ἐπὴν σοι δοκέη ἰσχύειν, ἐς τὰς ῥίνας ἐνθεῖς αὐτῷ φάρμακον, καὶ διαλείπων ὀλί-

¹ Θ: ὠφελέοι Μ.

DISEASES II

gruel. If the amount of blood the patient vomits or that runs out of his nostrils is greater than you think it should be, in the case of vomiting, have him drink this year's flour sprinkled over water, or in the case of blood flowing from the nostrils, let him bind up the vessels in his arms and temples, placing compresses over them. If neither of these things happens to the patient, but he suffers pain in his occiput, neck and spine, and coldness goes to his cardia, foment his chest, back, occiput and neck with vetches. With these measures, you will be most helpful; few escape.

21. Another disease: pain suddenly seizes the head in a healthy person, and he at once becomes speechless, breathes stertorously, and gapes with his mouth; if anyone calls to him or moves him, he moans; he comprehends nothing; he passes copious urine, but is not aware of it when he does. Unless fever occurs in this patient, he dies in seven days; if it does, he usually recovers. The disease is more frequent in older persons than in younger ones.

When the case is such, wash the patient with copious hot water, and warm him as much as possible; heat melicrat and instil it into his mouth. If he regains his senses and escapes from the disease, restore him with foods; when you think he is strong, introduce a medication into his nostrils.

ΠΕΡΙ ΝΟΥΣΩΝ Β

γας ἡμέρας. κατωτερικὸν δὸς φάρμακον¹ πιεῖν ἦν γὰρ μὴ καθάρσης. κίνδυνος αὐτὶς τὴν νοῦσον ὑποστρέψαι ἐκφυγγάνουσι δὲ οὐ μάλα ἐκ τῆς πρώτης.

22. Ἦν δ' ἐκ θωρήξιος ἄφωνος γένηται. ἦν μὲν αὐτίκα καὶ παραχρῆμα λάβη μιν πυρετός. ὑγιῆς γίνεται ἦν δὲ μὴ λάβη. τριταῖος ἀποθνήσκει.

Ἦν δὲ μὲν² οὕτως ἔχοντι ἐπιτύχης. λούειν πολλῶ καὶ θερμῶ. καὶ πρὸς τὴν κεφαλὴν σπόγγους ἐν ὕδατι βάπτων θερμῶ προστιθέναι. καὶ ἐς τὰς ῥίνας κρόμιμα ἀπολέπων ἐντιθέναι. οὗτος ἦν μὲν ἀνατείνας τοὺς ὀφθαλμοὺς καὶ φθεγξάμενος παρ' ἑωυτῶ γένηται καὶ μὴ φλυηρῆ. τὴν μὲν ἡμέρην ταύτην κεῖται κωμαίνων. τῇ δ' ὑστεραίῃ ὑγιῆς γίνεται. ἦν δ' ἀνιστάμενος χολὴν ἐμέη. μαίνεται. καὶ ἀποθνήσκει μάλιστα ἐν πέντε ἡμέρησιν. ἦν μὴ κατακοιμηθῆ. τοῦτον οὖν τάδε χρῆ ποιεῖν λούειν πολλῶ καὶ θερμῶ. ἔστ' ἂν αὐτὸς <ἐς>³ ἑωυτὸν παρῆ⁴ ἔπειτα ἀλείψας ἀλείφατι πολλῶ. κατακλίνει ἐς στρώματα μαλθακῶς. καὶ ἐπιβαλεῖν ἱμάτια. καὶ μήτε λύχνον καίειν παρ' αὐτῶ. μήτε φθέγγεσθαι ὡς γὰρ ἐπὶ τὸ πολὺ ἐκ |

38

¹ δὸς φάρμακον om. M.
mss, edd.

² Foes (n. 47): μὴ ΘΜ.

³ Later

⁴ M: παρήθ.

⁵ Θ: ἑωυτοῦ M.

DISEASES II

wait for a few days, and then give him a medication to drink that acts downwards: for if you do not clean the patient out, there is a danger that the disease will return. Not many survive the first bout.

22. In a person that has lost his speech as the result of drunkenness, if fever comes on immediately at that moment, he recovers, but if it does not, he dies on the third day.

If you happen upon a patient with this condition, wash him in copious hot water, and soak sponges in hot water and apply them to his head: peel onions and insert them into his nostrils. If this patient raises his eyes, recovers his normal speech, and ceases to talk nonsense, on that day he still lies in a drowsy state, but on the next one he recovers. If, on getting up, he vomits bile, then he is likely to rage, and usually dies in five days, unless he falls asleep. Now, you must do the following for him: wash him in copious hot water until he comes to himself; then anoint him generously with oil, put him to bed in soft bed-clothes, covering him with blankets, and neither kindle a lamp beside him, nor speak to him; for after his bath he is very likely to fall asleep, and if he does, he recovers. If the patient comes to himself, on the first days prohibit

ΠΕΡΙ ΝΟΥΣΩΝ Β

ρας¹ τρεῖς ἢ τέσσερας διδόναι δὲ κέγχρον λεπτὸν
 ῥυφάνειν ἢ πτισάνης χυλόν, καὶ οἶνον μελιηδέα²
 πίνειν ἔπειτα σιτίοισι χρῆσθαι ὡς μαλθακωτάτοι-
 σι καὶ ὀλίγοισι τὸ πρῶτον.

23. Ἦν σφάκελος λάβη,³ ὀδύνη ἴσχει μάλιστα
 τὸ πρόσθεν τῆς κεφαλῆς κατὰ σμικρὸν καὶ ἀνοι-
 δέει, καὶ πελιδνὸν γίνεται, καὶ πυρετὸς καὶ ῥίγος
 λαμβάνει. ὅταν οὕτως ἔχη, ταμόντα χρή, ἧ ἄν⁴
 ἐξοιδέη.⁵ διακαθήραντα τὸ ὄστέον ξύσαι ἔστ' ἄν
 ἀφίκηται πρὸς τὴν διπλοῖδα ἔπειτα ἰᾶσθαι ὡς
 κάτηγμα.

24. Ὅταν τερηδὼν γένηται ἐν τῷ ὄστέῳ, ὀδύ-
 νη λαμβάνει ἀπὸ τούτου τοῦ ὄστέου. τῷ δὲ χρό-
 νῳ τὸ δέρμα⁶ λεπτὸν γίνεται καὶ ἀναφυσᾶται, καὶ
 γίνεται ἐν αὐτῷ κάτηγμα, καὶ ἦν τοῦτο ἀνα-
 τάμης, εὐρήσεις ἀνατεῖνον ὄστέον καὶ τρηχὺ καὶ
 πυρρὸν, ἐνίοισι δὲ διαβεβρωμένον πρὸς τὸν ἐγκέ-
 φαλον. ὅταν οὕτως ἔχοντι ἐπιτύχης, ἦν μὲν ἧ
 πέρην διαβεβρωμένον, εἰάν ἄριστον, καὶ ἰᾶσθαι ὡς
 τάχιστα τὸ ἔλκος. ἦν δὲ τετρημένον⁷ μὲν μὴ ἧ,
 τρηχὺ δέ, ξύσας ἐς⁸ τὴν διπλοῖδα, ἰᾶσθαι ὡς περ
 τὴν πρόσθεν.

¹ τῶν σιτίων ... ἡμέρας om. M.

² Θ: μελιτηδέα M.

³ M adds ἧ.

⁴ ἧ ἄν Foes (n. 49): ἦν ΘM.

⁵ Θ: ἐξοιδέει ηι M.

⁶ τὸ δέρμα om. M

⁷ Potter (*perfora-*

tum Foes): τετρωμένον ΘM.

⁸ ἐς om. Θ.

DISEASES II

food, and for three or four days give him thin millet or barley-water and honey-sweet wine to drink; then give very soft foods, beginning with small amounts.

23. If a sphacelus occurs,¹ pain gradually occupies, in particular, the front of the head; the patient swells up and becomes livid, and fever and chills are present. When this happens, you must incise wherever the swelling is, and clean and scrape the bone until you arrive at the diploe. Then treat as you would in the case of a fracture.

24. When a teredo forms in the skull, a pain originating in the substance of the bone arises; in time, the skin over the teredo becomes thin and puffed up, and a break develops in it: if you cut this open, you will discover the bone to be raised, jagged, reddish and, in some cases, eroded through to the brain. When you happen upon a patient like this, if the bone is eroded right through, it is best to leave it alone, and to heal up the ulcer as fast as possible; however, if the bone is not perforated, but only jagged, scrape into the diploe, and treat as in the preceding disease.

¹ This disease is to be distinguished from sphacelus of the brain, described in chapters 5 and 20 above; here the organ affected is the skull.

25. Ἦν βλητὸς γένηται, ἀλγέει τὸ πρόσθεν
 τῆς κεφαλῆς, καὶ τοῖσιν ὀφθαλμοῖσι οὐ δύναται
 40 κροτάφοισι σφύζουσι, καὶ πυρετὸς βλη|χρὸς ἔχει
 καὶ τοῦ σώματος παντὸς ἀκρασίη, καὶ μινύθει.¹
 ὅταν οὕτως ἔχη, λούειν² αὐτὸν θερμῶ πολλῶ, καὶ
 χλιάσματα πρὸς τὴν κεφαλὴν προστιθέναι ἐκ δὲ
 τῆς πυρίης ἐς τὰς ῥίνας σμύρναι καὶ ἄνθος χαλ-
 κοῦ. ῥυφάνειν δὲ τὸν χυλὸν τῆς πτισάνης, καὶ
 πίνειν ὕδωρ, καὶ ἦν μὲν ταῦτα ποιοῦντι ῥᾶον³
 γίνηται εἰ δὲ μὴ, αὕτη⁴ γὰρ μόνη ἐλπίς, σχίσει
 αὐτοῦ τὸ βρέγμα, καὶ ἦν⁵ ἀπορρυῆ τὸ αἷμα,
 συνθεῖς τὰ χεῖλα, ἰᾶσθαι καὶ καταδῆσαι ἦν δὲ
 μὴ σχίσσης, ἀποθνήσκει ὀκτωκαιδεκαταῖος, ἢ
 εἰκοσταῖος ὡς ἐπὶ⁶ τὰ πολλά.

26. Κυνάγχη πυρετὸς λαμβάνει καὶ ῥίγος καὶ
 ὀδύνη τὴν κεφαλὴν καὶ τὰ σιηγόνια οἰδίσκεται,
 καὶ τὸ πτύαλον χαλεπῶς καταπίνει, καὶ ἀπο-
 πτύει τὰ σίελα σκληρὰ κατ' ὀλίγα, καὶ τῆ⁷
 φάρυγγι κάτω ῥέγει, καὶ ἦν καταλαβὼν τὴν
 γλῶσσαν σκέπτῃ, ὁ γαργαρεὼν οὐ μέγας, ἀλλὰ
 λαπαρός, ἢ δὲ φάρυξ ἔσωθεν σιάλου γλίσχρου ἔμ-
 πλεως, καὶ οὐ δύναται ἐκκρέμπεσθαι καὶ οὐκ

¹ Indicatives (ἀλγέει . . . μινύθει) later mss, edd.: subjunctives (incl. μὴ δύνηται) ΘΜ. ² Θ: καίειν Μ. ³ Θ: ῥᾶων Μ.

⁴ Potter: αὕτη Θ: ταύτη Μ. ⁵ Θ: ἐπήν Μ. ⁶ ἐπὶ om. Μ.

⁷ Θ: ἐν Μ.

DISEASES II

25. If a person is stricken, he has pain in the front of his head, he cannot see but he is drowsy, the vessels in his temples throb, there are mild fever and powerlessness of the whole body, and he wastes away. When the case is such, wash the patient in copious hot water, and apply fomentations to his head; after a vapour-bath, insert myrrh and flower of copper into his nostrils; have him take barley-water as gruel, and also drink water. If he feels better when he does these things, fine; if not, this is his only hope: cut open the bregma, and, if blood flows out, set the lips of the incision together, treat and bind them. If you do not make this incision, the patient usually dies on the eighteenth or twentieth day.

26. Angina: there are fever, chills, and pain in the head; the jaws swell up, the patient has difficulty swallowing his saliva, he expectorates thick sputum a little at a time, and he breathes stertorously, low down in his throat. If you hold his tongue down and look carefully, the uvula is not enlarged or swollen. Inside, the throat is quite full of sticky sputum, and the person cannot cough it

ἀνέχεται κείμενος. ἀλλ' ἦν κατακέηται.¹
πνίγεται.

42 Τοῦτον ἦν οὕτως ἐπιτύχης ἔχοντα. ποιέειν
τάδε πρῶτον μὲν σικύην² προσβαλεῖν πρὸς τὸν
σφόνδυλον τὸν ἐν τῷ τραχήλῳ τὸν πρῶτον. [ἔπει-
τα]³ παραξυρήσας ἐν τῇ κεφαλῇ παρὰ τὸ οὖς ἐν-
θεν καὶ ἔνθεν. καὶ⁴ ἐπὴν ἀποσφίγγῃ. τὴν σικυώ-
νην εἶν προσκεῖσθαι ὡς πλεῖστον χρόνον. ἔπειτα
πυριᾶν αὐτὸν ὄξει καὶ λίτρῳ καὶ καρδάμου σπέρ-
ματι καὶ ὀριγάνῳ. τρίψας λεῖα. κεράσας τὸ ὄξος
ἰσόχοον ὕδατι. καὶ ἄλειφα ὀλίγον ἐπι-
στάξας. διεῖναι τούτῳ ἔπειτα ἐς χυτρίδα ἐγκέας. ἐπιθεῖς
ἐπίθημα καὶ κατασκεπάσας. τρυπήσας τὸ ἐπίθη-
μα. κάλαμον ἐνθεῖναι κοῖλον. ἔπειτα ἐπιθεῖς ἐπ'
ἄνθρακας. ἀναζέσαι. καὶ ἐπὴν διὰ τοῦ καλάμου ἢ
ἀτμὶς ἴη. περιχάσκων ἐλκέτω ἔσω τὴν ἀτρίδα.
φυλασσόμενος μὴ κατακαύσῃ τὴν φάρυγγα. καὶ
ἔξωθεν σπόγγους βάπτων ἐς ὕδωρ θερμόν. προσ-
τιθέσθαι πρὸς τὰς γνάθους καὶ τὰ σιηγόνια. ἀνα-
γαργάριστον δ' αὐτῷ ποιέειν ὀριγάνοι καὶ πήγα-
νοι⁶ καὶ θύμβραν καὶ σέλινον καὶ μίνθην καὶ
λίτρον ὀλίγον. μελίκρητον κεράσας ὑδαρές. ὄξος
ὀλίγον ἐπιστάξαι λεῖα τρίψας τὰ φύλλα καὶ τὸ
λίτρον. τούτῳ⁷ δικίς. χλιήνας. ἀναγαργαρίζετω.

¹ M: -καίηται Θ.

² Θ: σικύης M.

³ Del. Potter: ἐπὶ τὰ καὶ

ἐπὶ τὰ Littré.

⁴ καὶ om. M.

⁵ καὶ . . . ἐπίθημα om. M.

⁶ καὶ πήγανον om. M.

⁷ Θ: τοῦτο M.

DISEASES II

up; he will not lie down, for if he does, he chokes.

If you happen upon a patient in this state, do the following: first, apply a cupping instrument to the first vertebra of his neck, after shaving his head beside the ear on each side, and when the cupping-vessel presses tightly, leave it in place as long as possible. Then apply a vapour-bath of vinegar, soda, cress seed and marjoram: grind these fine, mix the vinegar into an equal amount of water, instil a little oil, and then dissolve the soda, cress seed and marjoram into it; pour into a pot, set on a lid that covers it completely, bore a hole through the lid, and insert a hollow reed. Then set the pot on coals to boil, and, when vapour passes up through the reed, have the patient open his mouth wide and draw in the vapour, taking care not to burn his throat. Soak sponges in hot water, and have the patient apply these externally to his upper and lower jaws. Make a gargle for him of marjoram, rue, savory, celery, mint, and a little soda: prepare dilute melicrat, and instil a little vinegar into it; grind the leaves and soda fine, dissolve them in the liquid, warm it, and have the patient

ἦν δὲ τὸ σιάλον ἴσχηται. μύρτου λαβῶν ράβδον. λείην ποιήσας αὐτήν. ἐπικάμψας τὸ ἄκρον τὸ ἀπαλὸν τῆς ράβδου. κατελίξας εἰρίω μαλθακῶ. καθορῶν ἐς τὴν φάρυγα. τὸ σίελον ἐκκαθαίρειν. καὶ ἦν ἡ γαστήρ μὴ ὑποχωρήη. βάλανον προστιθέναι ἢ ὑποκλύζειν. ῥυφανέτω δὲ τὸν χυλὸν τῆς πτισάνης καὶ ὕδωρ ἐπιπινέτω. ἦν δὲ οἱ οἴδημα ἐκθίη καὶ οἰδίσκηται πρὸς τὰ στήθεα καὶ ἐρυθρὸν ἦ καὶ καίηται. ἐλπίδες πλέονες σωτηρίας. ποιέειν δὲ οἱ τάδε ἐπὴν ἔξω τράπηται τὸ φλέγμα. τευτλα ἐμβάπτων ἐς ὕδωρ ψυχρόν. προστιθέτω¹ ἀναγαργαρίζετω δὲ χλιαροῖσι. καὶ ἀλουτείτω. ταῦτα ποιέων μάλιστ' ἂν ἐκφυγάνοι ἢ δὲ νοῦσος θανατώδης. καὶ ἐκφυγγάνουσι ὀλίγοι.

27. Ἐτέρη κυνάγχη πυρετὸς καὶ ὀδύνη λαμβάνει τὴν κεφαλὴν. καὶ ἡ φάρυγξ φλεγμαίνει καὶ τὰ σιηγόνια καὶ τὸ σιάλον καταπίνειν οὐ δύναται. πτύει δὲ παχὺ καὶ πολλόν. καὶ φθέγγεται χαλεπῶς.

44 Ὄταν οὕτως ἔχη. πρῶτον μὲν σικύην προσβαλεῖν τὸν αὐτὸν τρόπον ὡσπερ τῷ πρόσθεν. ἔπειτα προσίσχειν σπόγγον βρέχων | ἐν ὕδατι θερμῷ πρὸς τὸν τράχηλον καὶ τὰ σιηγόνια. ἀναγαργαρίζειν δὲ διδόναι τύδε ὃ² τῶν φύλλων ἐλευθερὸς πίνειν δὲ διδόναι μελίερητον ὕδαρὸς ῥυφάνειν δὲ

¹ Θ: -τιθέναι Μ. ² τοδεο Θ: τὸ ἀπὸ Littre (cf. chs. 29, 30).

³ τόδε ὃ . . . διδόναι om. Μ.

DISEASES II

gargle. If sputum is still held back in the throat, take a twig of myrtle, smoothe it off, bend back the flexible end of the twig, and wrap it round with soft wool; then look down into the throat, and clean away the sputum. If the belly does not pass anything downwards, administer a suppository or an enema. Have the patient drink as gruel barley-water, and then water. If he suffers an outbreak of swelling so that he swells up in the chest, becomes red, and burns, he has more hope of being saved. Do the following for this patient: when his phlegm turns upwards, have him soak beets in cold water, and apply them; also let him gargle with warming agents, and abstain from the bath. If he does these things, he will have the greatest chance of surviving; the disease is often mortal, and few escape it.

27. Another angina: there are fever and pain in the head, the throat and jaws swell up, and the patient cannot swallow his saliva, but spits it out thick and plentiful; he speaks with difficulty.

When the case is such, first apply a cupping instrument in the same way you would for the preceding patient; then soak a sponge in hot water, and apply it against the neck and jaws. As gargle give the one made from herbs warmed in the sun; to drink give dilute melicrat; compel the patient to

ἀναγκάζειν τὸν χυλὸν τῆς πτισάνης. ἦν δέ οἱ τὸ σίαλον ταῦτα ποιέοντι μὴ ἦ. πυριᾶν τὸν αὐτὸν τρόπον ὡσπερ ἐν τῇ πρόσθεν. ἦν δέ οἱ ἐς τὰ στήθεα τρέπηται ἢ ἐς τὸν τράχηλον τὸ φλέγμα. τεῦτλα ἢ κολοκύντας καταταμών, ἐσβαλὼν ἐς ὕδωρ χλιαρὸν ἐπιρυφανέτω, καὶ πινέτω ψυχρόν, ὅπως τὸ σίαλον εὐπετέστατα ἀποχρέμπτηται. ὅταν δ' ἐξοιδήσῃ ἐς τὰ στήθεα, πλεῦνες ἐκφεύγουσιν. ἦν δέ, τῆς φάρυγος καθεστηκυίης καὶ τῶν οἰδημάτων, τρεφθῆ ἐς τὸν πλεύμονα ἢ νοῦσος, πυρετὸς ἐπ' οὖν ἔλαβε, καὶ ὀδύνη τοῦ πλευροῦ, καὶ ὡς ἐπὶ τὸ πολὺ ἀπ' οὖν ἔθανεν¹ ἐπὴν τοῦτο γένηται ἦν δ' ὑπεκφύγη² ἡμέρας πέντε, ἔμπυος³ γίνεται. ἦν μὴ μιν βῆξ λάβη⁴ αὐτίκα, ἦν δ' ἐπιλάβη⁵ ὑποχρεμισάμενος καὶ ἀποκαθαρθεῖς, ὑγιῆς γίνεται. τοῦτον, ἔστ' ἂν μὲν ἢ ὀδύνη τὸ πλευρὸν ἔχῃ, χλιαίνειν τὸ πλευρόν, καὶ προσφέρειν ὅσα περ εἰ⁶ περιπλευμονίῃ ἔχοιτο. ἦν δέ ὑπεκφύγη⁷ τὰς πέντε ἡμέρας καὶ ὁ πυρετὸς ἀνῆ, ἢ δὲ βῆξ ἔχῃ, τὰς μὲν πρώτας ἡμέρας ῥυφήμασι διαχρῆσθαι ἐπὴν δὲ τῶν σιτίων ἄρξῃται, ὡς λιπαρώτατα καὶ ἀλυκώτατα ἐσθίειν. ἦν δέ οἱ ἢ⁸ βῆξ μὴ ἦ, ἀλλὰ γινώσκῃς ἔμπυον γινόμενον.

¹ ἀπ' οὖν ἔθανεν Θ: ἀπέθανεν Μ. ² Θ: ὑπερφύγη Μ. ³ Θ: ἔμπυρος Μ. ⁴ Θ: ἐπι- Μ. ⁵ Θ: ὑπο- Μ. ⁶ περ εἰ om. Μ.

⁷ Jouvanna (p. 74): ὑπεκφυγοι Θ: ὑπερφύγη Μ. ⁸ οἱ ἢ Θ: τοι Μ.

DISEASES II

drink barley-water. If he does these things, but there is still no sputum, apply a vapour-bath as in the disease before. If the phlegm turns towards the chest or neck, cut up beets or gourds, put them in water, and have the patient drink them warm as gruel; let him also drink this cold, in order to cough up his sputum as easily as possible. When swelling occurs in the chest, most patients survive. If, when the throat returns to normal and the swellings go down, the disease turns towards the lung, then fever resumes together with pain in the side. Generally, the patient dies when this happens; if he survives for five days, he suppurates internally. If coughing is not present immediately, but comes on later, the sputum is coughed up and cleaned out, and the patient recovers. As long as the pain in the patient's side remains, warm the side and make the same applications as if he were suffering from pneumonia. If he survives for five days and his fever remits, but coughing is still present, on the first days give gruels. When the patient begins with foods again, let him eat the richest and saltiest ones. If he does not have a cough, but you know he is suppurating internally, after his main meal,

δειπνήσαντα, ἐπὴν μέλλη καθεύδειν, σκόροδα ὠμὰ τρωγέτω ὡς πλεῖστα, καὶ ἐπιπινέτω οἶνον οἰνώδεα ἀκρητέστερον. ἦν μὲν οὕτως οἱ ῥαγῆ τὸ πύον εἰ¹ δὲ μή, τῇ ὑστεραίῃ λούσας θερμῷ θυμιασαι, καὶ ἦν ῥαγῆ, ἰᾶσθαι ὡσπερ ἔμπυον.

46

28. Ἐτέρη κυνάγχη φλεγμαίνει τοῦπισθεν τῆς γλώσσης καὶ τὸ κλήϊθρον τὸ ὑπὸ τῷ βρόγχῳ, καὶ οὐ δύναται καταπίνειν τὸ σίαλον, οὐδ' ἄλλο οὐδέν ἦν δ' ἀναγκασθῆ, διὰ τῶν ῥινῶν οἱ ῥεῖ.²

Ὅταν οὕτως ἔχῃ, τρίψας μίνθην χλωρὴν καὶ σέλινον καὶ ὀρίγανον καὶ λίτρον καὶ τῆς ῥόου τῆς ἐρυθρῆς, μέλιτι διεῖς, παχὺ ποιέων, ἐγχρίειν τὴν γλώσσαν ἔσωθεν ἢ³ ἂν οἰδέῃ. ἔπειτα ἀναζέσας σῦκα, ἀποχέας⁴ τὸ ὕδωρ, τρίψας τῆς ῥόου ὀλίγην διεῖναι⁵ τῷ συκίῳ τούτῳ, ἐὰν δύνηται ἀναγαργαρίζειν, ἦν δὲ μή, διακλύζεσθαι πίνειν δὲ διδόναι τὸ ἀπὸ τῶν κρίμνων ὕδωρ. ἔξωθεν δὲ τὸν αὐχένα καὶ τὰ σιηγόνια καταπλάσσειν ἀλήτῳ, ἐν οἶνῳ καὶ ἐλαίῳ ἔψοντα, χλιαρῷ, καὶ ἄρτους προστιθέναι θερμούς. ἀποπυῖσκεται γὰρ ὡς τὰ πολλὰ ἐν τῷ κληϊθρῳ καὶ ἦν μὲν ῥαγῆ αὐτόματον, ὑγιῆς γίνεται ἦν δὲ μή ῥηγνύηται, ψηλαφήσας τῷ δακτύλῳ ἦν μαλακὸν ἦ, σιδήριον ὀξὺ προσδησάμενος πρὸς⁶ δάκτυλον τύψαι⁷ τοῖσι πλείστοισι.

¹ Θ: ἦν Μ.
ζέσας Μ.

² οἱ ῥεῖ Θ: οἰδέει Μ.

³ ἦ om. Μ.

⁴ Θ: ἀπο-

⁵ Θ: ὑπο- Μ.

⁶ πρὸς om. Θ.

⁷ Θ: τρίψαι Μ.

DISEASES II

when he is about to go to bed, have him eat a generous amount of raw garlic, and after that drink a strong unmixed wine. If, with this, the pus breaks out, fine; if not, on the next day wash the patient in hot water and apply a fumigation; if the pus breaks out, treat as you would in a case of internal suppuration.

28. Another angina: the back of the tongue and the epiglottis under the wind-pipe swell up, so that the patient can swallow neither his saliva nor anything else; if he is forced to, it runs out through his nostrils.

When the case is such, grind green mint, celery, marjoram, soda, and red sumach, soak them in honey, let this thicken, and anoint the tongue inside where it is swollen. Then, if the patient is able to gargle, boil figs, pour off the water, grind sumach, and soak a little of this in the fig-juice; if he is not able to gargle, have him wash his mouth out, and give him water made from groats to drink. Externally, plaster the neck and jaws with flour boiled in wine and oil, and still warm, and apply warm loaves of bread; for suppuration often occurs in the epiglottis, and if pus breaks out spontaneously, the patient recovers. If not, feel with a finger whether the epiglottis has become soft, and then attach an iron blade to your finger and strike the

ταῦτα ποιήσαντες¹ ὑγιέες γίνονται ἢ δὲ νοῦσος αὐτῆ ἤκιστα θανατώδης.

29. Ἦν σταφυλὴ γένηται ἐν τῇ φάρυγγι, ἐμπίμπλαται ἄκρος ὁ γαργαρεῶν ὕδατος, καὶ γίνεται στρογγύλος τὸ ἄκρον καὶ διαφανής, καὶ ἐπιλαμβάνει τὴν πνοιήν. καὶ ἦν φλεγμῆνη τὰ σιηγόνια ἔνθεν καὶ ἔνθεν, ἀποπνίγεται ἦν δὲ αὐτὸς² ἐφ' ἑωυτοῦ γένηται, τούτων μὴ φλεγμαινόντων, ἦσσον ἀποθνήσκει. ὅταν οὕτως ἔχη, λαβὼν τῷ δακτύλῳ τὸν γαργαρεῶνα, ἄνω ἐς τὴν ὑπερώην ἀποπίεσας, διατα|μείν ἄκρον ἔπειτα διδόναι ἀναγαργαρίζειν τὸ ἀπὸ τῶν φύλλων λείχειν δὲ ἄλητον ψυχρόν, καὶ ὕδωρ ἐπιπίνειν, καὶ μὴ λούεσθαι.

30. Ἦν ἀντιάδες γένωνται, συνοιδέει ὑπὸ τὴν γνάθον ἔνθεν καὶ ἔνθεν, καὶ ψαυόμενον σκληρόν ἐστιν ἔξωθεν, καὶ ὁ γαργαρεῶν ὅλος φλεγμαίνει. ὅταν οὕτως ἔχη, καθεὶς τὸν δάκτυλον, διωθέειν τὰς ἀντιάδας πρὸς δὲ τὸν γαργαρεῶνα προσχρίειν ἄνθος χαλκοῦ ξηρόν, καὶ ἀναγαργαρίζειν τῷ ἀπὸ τῶν φύλλων ἐλειθερεῖ. ἔξωθεν δὲ καταπλάσσειν, ἧ ἂν ἀποιδέη, ὠμήλυσιν, ἐν οἴνω καὶ ἐλαίῳ ἐψῶν, χλιαρὴν. ἐπὴν δέ σοι δοκέωσι τὰ φύματα μαλακὰ³ ἔσωθεν ἀφασσόμενα, ὑποτύψαι μαχαιρίῳ ἔνια δὲ καὶ αὐτόματα καθίσταται.

31. Ἦν ὑπογλωσσίς γένηται, ἢ γλῶσσα οἰδίσκεται, καὶ τὸ ὑποκάτω, καὶ τὸ ἔξω ψαυόμενον

¹ Θ: -σαντι M.

² Θ: αὐτὸ M.

³ M adds εἶναι.

DISEASES II

epiglottis several times. Patients that do these things recover; the disease is very seldom mortal.

29. If staphylitis arises in the throat, the extremity of the uvula fills up with fluid, becomes spherical and translucent, and stops the breath. If the jaws swell up on both sides, the patient suffocates, but if it is the uvula alone and not the other parts that swell up, the patient has less chance of dying. When the case is such, take the uvula with a finger, press it upwards against the palate, and cut away its extremity. Then give water prepared from herbs, to gargle; have the patient take cold flour, and afterwards drink water; the bath is to be avoided.

30. If tonsillitis occurs, there are swellings beneath the jaws on both sides which, if felt from the outside, are hard, and the whole uvula swells up. When the case is such, put a finger down the throat, and tear away the tonsils. On the uvula anoint dry flower of copper, and have the patient gargle with water made from herbs, warmed in the sun. Plaster the patient on the outside, wherever there is swelling, with bruised meal of raw grain boiled in wine and oil, and still warm. Feel the tubercles from inside the mouth, and when they seem to be soft, strike them off with a knife; some subside spontaneously, too.

31. If an affection occurs in the area beneath the tongue, the tongue and the area below it swell and from the outside feel hard; the patient cannot

ΠΕΡΙ ΝΟΥΣΩΝ Β

σκληρόν ἐστι καὶ τὸ σίαλον καταπίνειν οὐ δύναται. ὅταν οὕτως ἔχη, σπόγγον ἐς ὕδωρ θερμὸν ἐμβάπτων προστιθέναι, καὶ τὴν ὠμήλυσιν ἐψῶν ἐν οἴνω καὶ ἐλαίῳ καταπλάσσειν ἔξω ἧ ἂν ἀποιδέη. ἀναγαργαρίζειν δὲ τῷ συκίῳ, καὶ μὴ λούεσθαι. ἐπὴν δὲ διάπυον γένηται, τάμνειν ἐνίοτε δὲ αὐτόματον ῥήγνυται.¹ καὶ καθίσταται οὐ τμηθέν ἐπὴν δ' ἔξω ἀποπυήση, διακαῦσαι.

32. Ἦν² φλέγμα συστήῃ ἐς τὴν ὑπερώην, ὑποιδέει³ καὶ ἐμπυῖσκεται. ὅταν οὕτως ἔχη, καίειν τὸ φῦμα. ἐπὴν δ' ἐξίῃ τὸ πύον, κλύζειν τὸ λοιπόν, πρῶτον μὲν λίτρῳ καὶ ὕδατι χλιαρῷ, ἔπειτα οἴνω ἐπὴν δὲ κλύσης, ἀσταφίδα τρίψας λευκὴν, ἐξελλῶν τὸ γίγαρτον, ἐντιθέναι ἐς τὸ καῦμα ἐπὴν δ' | ἐκρυῆ, οἴνω ἀκρήτῳ χλιαρῷ διακλυζέσθω, καὶ ἐπὴν μέλλῃ ἐσθίειν τι ἢ ῥυφάνειν, σπόγγιον ἐντιθέναι. ταῦτα ποιεῖν ἔστ' ἂν ὑγιῆς γένηται.

33. Ἦν πῶλυπος γένηται ἐν τῇ ρίνι, ἐκ μέσου τοῦ χόνδρου κατακρέματα, οἶον γαργαρεῶν καὶ ἐπὴν ὤση τὴν πνοιήν, προέρχεται⁴ ἔξω, καὶ ἐστι μαλθακόν καὶ ἐπὴν ἀναπνεύση, οἴχεται ὀπίσω καὶ φθέγγεται σομφόν, καὶ ἐπὴν καθεύδῃ, ῥέγκει.

Ὅταν οὕτως ἔχη, σπόγγον⁵ καταταμιῶν στρογγύλον ποιήσας οἶον σπείραν, κατελίξαι λίνῳ Αἰγυπτίῳ καὶ ποιῆσαι⁶ σκληρόν εἶναι δὲ μέγεθος

¹ Θ: ἐκ- Μ.

² Μ adds δε.

³ Θ: ἀπ- Μ.

⁴ Θ: προσ- Μ.

⁵ Θ: -ιον Μ.

⁶ Μ: -σας Θ.

DISEASES II

swallow his saliva. When the case is such, soak a sponge in hot water, and apply it to the affected area; boil bruised meal of grain in wine and oil, and plaster it on from the outside wherever there is swelling. Have the patient gargle with fig-juice, and abstain from the bath. When the swelling reaches maturity, incise it; sometimes, it ruptures spontaneously and goes down without being incised. When the swelling suppurates towards the outside, cauterize it.

32. If phlegm collects in the palate, the palate swells slightly and suppurates. When the case is such, cauterize the tubercle, and when its pus comes out, rinse away any that is left, first with soda and warm water, and then with wine. After you have rinsed in this way, mash a white raisin, remove its seed, and insert it into the burn; when the raisin falls out, rinse the mouth with warm unmixed wine. Whenever the person is about to eat anything or to take gruel, put a small sponge in the burn. Do these things until he recovers.

33. If a polyp forms in the nose, it hangs down from the central cartilage like a uvula. When the patient breathes out, the polyp moves outside, and it has a soft consistency; when the patient breathes in, the polyp moves back inside. The patient's voice lacks resonance, and, when he sleeps, he snores.

When the case is such, cut down a sponge to make it spherical like a ball, and wind it around with a cord of Egyptian linen so that it is hard;

ὥστ' ἐσαρτίζειν ἐς τὸν μυκτῆρα· καὶ δῆσαι τὸ σπόγγιον λίνῳ τετραχόθι μῆκος δ' ἔστω ὅσον πυγονιαῖον ἕκαστον. ἔπειτα ποιήσας αὐτῶν μίαν ἀρχήν, ῥάβδον λαβὼν κασσιτερίνην λεπτήν¹ ἐκ τοῦ ἐτέρου κύαρ ἔχουσαν, †διείρειν ἐς τὸ στόμα τὴν ῥάβδον ἐπὶ τὸ ὄξύ, καὶ ἐπὴν λάβης.² διέρσας διὰ τοῦ κύαρος,³ ἔλκειν ἔστ' ἂν λάβης τὴν ἀρχήν. † ἔπειτα χηλὴν ὑποθεῖς ὑπὸ τὸν γαργαρωῶνα, ἀντερείδων, ἔλκειν ἔστ' ἂν ἐξειρύσης τὸν πώλυπον. ἐπὴν δ' ἐκσπάσης καὶ παύσηται τὸ αἷμα ῥέον, περιθεῖς περὶ τὴν μήλην ξηρὸν ὀθόνιον μοτῶσαι· καὶ τὸ λοιπὸν ἀναζέσαι τοῦ ἄνθους ἐν μέλιτι, καὶ χρίων τὸν μοτὸν ἐντιθέναι ἐς τὴν ῥίνα, καὶ ἐπὴν ἤδη τὸ ἔλκος ἀλθαίνηται, μόλιβδον ποιησάμενος ὡς τοι καθίκη πρὸς τὸ ἔλκος,⁴ μέλιτι χρίων προστιθέναι ἔστ' ἂν ὑγιῆς γένηται.

52 34. Ἐτερος πώλυπος ἐμπίμπλαται ἢ ρὶς κρέασι, καὶ ψαυόμενον τὸ κρέας σκληρὸν γίνεται, καὶ διαπνεῖν οὐ δύναται διὰ τῆς ῥίνος. ὅταν οὕτως ἔχη, ἐνθέντα χρὴ συρίγγια⁵ καῦσαι σιδηρίοισιν ἢ τρισὶν | ἢ τέσσερσιν. ἐπὴν δὲ καύσης, ἐμβάλλειν τοῦ ἔλλεβόρου τοῦ μέλανος τρίψας λεῖον,⁶ καὶ ἐπὴν ἐκσαπῆ καὶ ἐκπέση τὸ κρέας, μοτοὺς τοὺς λινέους χρίων τῷ μέλιτι καὶ τῷ ἄνθει

¹ M: λαβὼν Θ.

² Ermerins: λάβη ΘM.

³ M adds τὸ κύαρ.

⁴ M adds ταυτον.

⁵ Θ: σύριγγα M.

⁶ Mack: λίον Θ: om. M

DISEASES II

let the sponge be of a size to fit into the nostril; bind it with threads in four places, the length of each being a cubit, and twist these into a single beginning. Take a light tin rod with an eye at one end, and draw the rod into the mouth at an acute angle; when you have hold of it, draw through the eye, and pull until you have the beginning.¹ Then, placing a forked probe under the uvula and using this as a fulcrum, pull until you tear the polyp out. When you have removed the polyp, and the blood has stopped flowing, place dry linen around a probe and use this as a tent; after that boil up flower of copper in honey, anoint the tent, and insert it into the nostril. When the ulcer is already healing, make a lead sound that reaches the ulcer; smear it with honey, and insert it until the patient recovers.

34. Another polyp: the nostril is filled with flesh that is hard to the touch, and the patient cannot breathe through that nostril. When the case is such, you must insert a protective tube, and cauterize with three or four irons. After you have cauterized, put in finely ground black hellebore and, when the flesh becomes putrid and falls away, insert linen tents smeared with honey and flower of

¹ The details of this procedure are so obscure as to suggest that the text is corrupt: divergent explanations are given by Fuchs (II. 427 f.), E. Gurlt (*Geschichte der Chirurgie*, Berlin, 1898, I. 284) and J. S. Milne (*Surgical Instruments in Greek and Roman Times*, Oxford, 1907, 83).

ἐστιθῆναι. ἐπὴν δ' ἀλθαίνηται. τοὺς μολίβδους χρίων τῷ μέλιτι ἐστίθει. ἔστ' ἂν ὑγιῆς γένηται.

35. Ἐτερος πώλυπος ἔσωθεν¹ τοῦ χόνδρου προέχει κρέας στρογγύλον ψαυόμενον δὲ μαλθακόν ἐστιν. ὅταν οὕτως ἔχη, χορδὴν λαβὼν νευρίνην, βρόχον αὐτῆς² σμικρὸν ποιήσας, κατειλίξαι λίνῳ λεπτῷ ἔπειτα τὴν ἀρχὴν τὴν ἐτέρην διεῖναι διὰ τοῦ βρόχου, μέζονα ποιήσας τὸν βρόχον ἔπειτα τὴν ἀρχὴν διεῖραι διὰ τῆς ράβδου τῆς κασιτερίνης ἔπειτα ἐνθεῖς τὸν βρόχον ἐς τὴν ῥίνα. τῇ μήλῃ τῇ ἐντετμημένῃ περιτείνας περὶ τὸν πώλυπον τὸν βρόχον, ἐπὴν περικέηται, διεῖρειν³ ἐς τὸ στόμα, καὶ λαβὼν ἔλκειν τὸν αὐτὸν τρόπον, τῆς χηλῆς ὑπερειδούσης. ἐπὴν δ' ἐξελκύσης, ἰᾶσθαι ὡσπερ τὸν πρόσθεν.

36. Ἐτερος πώλυπος ἔσωθεν παρὰ τὸν χόνδρον ἀπὸ τευ σκληρὸν φύεται δοκέει μὲν εἶναι κρέας ἦν δὲ ψαύσης αὐτοῦ, ψοφέει οἶον λίθος. ὅταν οὕτως ἔχη, σχίσαντα τὴν ῥίνα σμίλῃ ἐκαθῆραι, ἔπειτα ἐπικαῦσαι. τοῦτο δὲ ποιήσας, συρράψαι τὴν ῥίνα, καὶ ἰᾶσθαι τὸ ἔλκος τῷ χρίσματι ἐναλείφων, ράκος ἐντιθέναι, καὶ ἐπὴν περισαπῆ ἔγχεριεν τὸ ἄνθος τὸ ἐν τῷ μέλιτι ἀλθίσκειν δὲ τῷ μολίβδῳ.

37. Ἐτερος φύεται ἐκ πλαγίου τοῦ χόνδρου ἐν ἄκρῳ οἶον καρκίνια. πάντα ταῦτα καίειν χρή

¹ M adds ἐκ.

² O: αὐτῇ M.

³ M adds τὴν ράβδον.

DISEASES II

copper. When the wound is healing, smear lead sounds with honey, and insert them until the patient recovers.

35. Another polyp: from within the cartilage a spherical mass of flesh projects, and is soft to the touch. When the case is such, take a fibrous cord, make a small loop in it, and wrap it in fine linen; then put the opposite end of the cord into the loop, thereby making a larger noose, and draw the end through a tin probe. Place the noose into the nostril, stretch it over the polyp by means of a notched probe and, when the noose lies in place, draw the end of the cord into the mouth; catch hold of this, and pull it the same way as above, using a forked probe as support. When you have torn the polyp out, treat in the same way as the preceding patient.

36. Another polyp: from inside near the cartilage for some reason a hardness forms; it appears to be flesh but, if you touch it, it makes a sound like stone. When the case is such, divide the nostril with a scalpel, clean the polyp out, and then apply cautery. After you do this, stitch the nostril together, and heal the ulcer by anointing it with ointment; insert a rag and, when this putrefies all around, smear on flower of copper in honey; promote healing with the lead sound.

37. Another polyp: out of the oblique cartilage at the extremity grow certain cancers; these must all

ὅταν δὲ καύσης, ἐμπάσαι τοῦ ἔλλεβόρου ἐπὴν δὲ σαπῆ, καθαίρειν τῷ ἄνθει τῷ σὺν τῷ μέλιτι ἀλθίσκειν δὲ τῷ μολίβδω.

54

38. Ἴκτερος ἡ χροὴ μέλαινα γίνεται καὶ τὸ πρόσωπον, μάλιστα δὲ τὰ ἐσκιασμένα, καὶ οἱ ὀφθαλμοὶ χλωροὶ καὶ ἡ γλῶσσα κάτωθεν, καὶ αἱ φλέβες αἱ ὑπὸ τῇ γλώσση παχεῖαι καὶ μέλαιναι καὶ ἄπυρος γίνεται, καὶ οὐρέει παχὺ χολῶδες.

Ὅταν οὕτως ἔχη, πρῶτον μὲν τὰς φλέβας τὰς ὑπὸ τῇ γλώσση ἀποσχᾶν ἔπειτα λούοντα πολλῶ καὶ θερμῶ, διδόναι πίνειν νήστει τοῦ ἀσφοδέλου τὰς ρίζας, ἀποκαθαίρων, ἐψῶν ἐν οἴνῳ ὅσον¹ πέντε ρίζας, καὶ σέλινά συμμίζειν ὅσον χεῖρα πλήρη τῶν φύλλων ἐπιχεῖν δὲ οἴνου γλυκέος τρία ἡμικοτύλια Αἰγυναῖα, καὶ λιπεῖν ἡμικοτύλιον τοῦτο κιννάς, ἕκτον αὐτῷ διδόναι πίνειν. ἐπὴν δὲ οὐρήσῃ, σιτίοισι χρήσθω διαχωρητικοῖσι καὶ μετὰ τὸ σιτίον ἐρεβίνθους λευκοὺς τρωγέτω, καὶ πινέτω οἶνον λευκόν, ὑδαρέα, πολύν, καὶ σέλινά τρωγέτω ἐπὶ τῷ σιτίῳ καὶ πράσα. ποιείτω δὲ ταῦτα ἑπτὰ ἡμέρας, καὶ ἦν μὲν οἱ δοκῆ ἐν ταύτησιν ἡ χροὴ κεκαθάρθαι ἐπιεικῶς ἦν δὲ μή, ἑτέρας τρεῖς ταῦτα ποιείτω. μετὰ δέ, ἐπισχῶν μίαν ἢ δύο ἡμέρας, πρόσθε φάρμακον πρὸς τὰς ρίνας μετὰ δέ, φάρμακον πῖσαι² κάτω, ὑφ' οὗ χολὴν καθαρεῖται, καὶ ἦν μὲν σπληνώδης ἦ, ὄνου γάλα ἢ ὄρον μετά-

¹ Θ: ἴσον M.² Θ: πῖσον M.

DISEASES II

be cauterized. When you have done so, sprinkle on hellebore and, when the wound putrefies, clean it with flower of copper in honey; promote healing with the lead sound.

38. Jaundice: the skin and the face become dark, especially the part that is normally shaded, the eyes and the undersurface of the tongue are yellow-green, and the vessels beneath the tongue are wide and dark; the patient is without fever, and he passes thick bilious urine.

When the case is such, first lance the vessels beneath the tongue; then wash the patient in copious hot water, and give him, in the fasting state, asphodel roots to drink: clean five roots well and boil them in wine; mix in celery leaves to the amount of one handful; pour in three Aeginetan half cotylai of sweet wine, and boil until one half cotyle remains; then mix this with water, and give the patient one sixth of it at a time to drink. When he has passed urine, let him take foods that are laxative; after his meals, have him eat white chick-peas, and drink a generous amount of dilute white wine; also let him eat celery and leeks after the meal. Have him do these things for seven days; if, in this time, his skin seems to be cleaned quite well, fine; if not, continue the treatment for three more days. After that, hold back for a day or two, and then administer a medication to the nostrils; afterwards, have the patient drink a medication that will clean bile downwards and, if he is suffering from an affection of the spleen, after that ass's

πισον. ταῦτα ποιέων ὑγιῆς γίνεται.

39. Ἐτερος ἕκτερος πυρετὸς λαμβάνει βλη-
χρὸς καὶ τὴν κεφαλὴν βάρους καὶ οἱ πυρετοὶ ἐπαύ-
σαντο οὖν ἐνίοις. αὐτὸς δὲ γίνεται χλωρός, οἷ τε
ὀφθαλμοὶ μάλιστα, καὶ ἀσθενεῖη καὶ ἀκрасίη τοῦ
σώματος καὶ οὐρέει παχὺ καὶ χλωρόν. τοῦτον
θερμῶ λούειν, καὶ διδόναι πίνειν διουρητικά.
ἐπὴν δέ σοι δοκέη καθαρώτερος εἶναι καὶ ἡ χροίη
βελτίων, πρόσθεσ φάρμακον πρὸς τὰς ρίνας, καὶ |
56 μετάπισον κάτω. σιτίοισιν¹ ὡς μαλθακωτάτοισι
χρήσθω² οἶνον δὲ πινέτω λευκόν, γλυκύν, ὑδαρέα.
ταῦτα ποιέων ὑγιῆς γίνεται.

40. Ἦν χολᾶ ὁ³ ἄνθρωπος, πυρετὸς αὐτὸν
λαμβάνει καθ' ἡμέρην καὶ ἀφίει, ἔχει δὲ μάλιστα
τὸ μέσον τῆς ἡμέρης. καὶ τὸ στόμα πικρόν, καὶ
ὅταν ἄσιτος ᾖ, λυπέει αὐτόν ἐπὴν δὲ⁴ φαγῆ, πνί-
γεται, καὶ ὑπ' ὀλίγων τινῶν ἐμπίμπλαται, καὶ
βδελύττεται, καὶ ἐμεσῖαι μιν λαμβάνουσι. καὶ ἐς
τὴν ὀσφῦν βάρους ἐμπίπτει καὶ ἐς τὰ σκέλεα, καὶ
ὑπνώσσει. τοῦτον, ἦν μὲν μετὰ τὸ πῦρ ἐξιδρῶ,
καὶ οἱ ψυχρὸς καὶ πολὺς ᾖ, καὶ τοῦ πυρετοῦ μὴ
ἀπαλλάσσηται, ἡ νοῦσος χρονίη γίνεται ἦν δὲ μὴ
ἰδρῶ, θᾶσσον κρίνεται.

Ὅταν οὕτως ἔχη, ἐπὴν γένηται ἐναταῖος,
φάρμακον δοῦναι ἦν γὰρ αὐτίκα ἀρχομένου τοῦ

¹ M adds δέ.

² Θ: χρῆσθαι M.

³ ὁ om. Θ.

⁴ Θ adds

καὶ.

DISEASES II

milk or whey. If a patient does these things, he recovers.

39. Another jaundice: there are mild fevers and a heaviness of the head—in some cases, the fevers actually go away; the person becomes yellow-green, especially his eyes, he experiences weakness and powerlessness of the body, and he passes thick yellow-green urine. Wash this patient in hot water, and give him diuretic drinks. When he seems to you to be cleaner, and his colour to be better, administer a medication to his nostrils; afterwards, have him drink a medication that acts downwards. Let him eat very soft foods, and drink dilute sweet white wine. If he does these things, he recovers.

40. If a person has an affection due to bile, each day fever attacks and then remits, being greatest at the middle of the day. His mouth is bitter, and when he goes without food he feels pain; when he eats, though, he chokes, becomes full on very little, has nausea, and is seized by retching; he has a heaviness in his loins and legs, and is sleepy. If, after the fever heat, the patient breaks out in a sweat that is cold and abundant, and is not relieved of the fever, the disease becomes chronic; if he does not sweat, the condition reaches its crisis sooner.

This being the case, give a medication, but only on the ninth day; for if you give one when the fever

ΠΕΡΙ ΝΟΥΣΩΝ Β

πυρετοῦ διδῶς, ἐπὴν καθαρθῆ, ἐπ' οὖν¹ ἔλαβε
 πυρετός, καὶ αὗτις φαρμάκου δεῖται. ἐπὴν δὲ τὸ
 μὲν στόμα πικρὸν ἦ,² ἐς³ δὲ τὴν νείαιραν γαστέρα
 στρόφος ἐμπίπτῃ, φάρμακον πῖσαι κάτω, καὶ
 μεταπῖσαι γάλα ὄνου ἢ ὄρον ἢ τῶν χυλῶν τινά
 ἦν δ' ἀσθενὴς ἦ, ὑποκλύσαι. πρὸ δὲ τοῦ φαρμά-
 κου τῆς πόσιος, ὧ ἄν⁴ πυρεταίνῃ διδόναι μὲν ἕω-
 θεν μελίκρητον ὑδαρές· τὴν δ' ἄλλην ἡμέρην
 ἐπὴν ὁ πυρετὸς ἔχῃ, ὕδωρ ὁπόσον ἂν θέλῃ⁵ διδό-
 ναι πίνειν ψυχρὸν ἐπὴν δὲ ἀνῆ ὁ πυρετός, ῥυφεῖν
 διδόναι πτισάνης χυλὸν ἢ κέγχρον λεπτόν, καὶ
 ἐπιπίνειν οἶνον λευκόν, οἰνώδεα, ὑδαρέα. ἦν δ'
 ἔμπυρος ἦ καὶ μὴ ἀνίῃ μήτε τῆς νυκτὸς μήτε τῆς
 58 ἡμέρης, ψαυόμενος δὲ ἦ τὰ μὲν ἄνω | θερμὰ καὶ
 ἡ κοιλίῃ, οἱ πόδες δὲ⁶ ψυχροὶ καὶ ἡ γλῶσσα τρη-
 χέῃ. τούτῳ μὴ δῶς φάρμακον, ἀλλ' ὑποκλύζειν
 μαλθακῶ κλύσματι, καὶ διδόναι ῥυφάνειν τὸν χυ-
 λὸν τῆς πτισάνης ψυχρὸν δις τῆς ἡμέρης, καὶ
 ἐπιπίνειν οἶνον ὑδαρέα, τὸν δ' ἄλλον χρόνον ὕδωρ
 ὡς ψυχρότατον. οὗτος ἦν μὲν ἑβδομαίως ἐξιδρώ-
 ση καὶ τὸ πῦρ αὐτὸν μεθῆ· εἰ⁷ δὲ μὴ, τεσσαρεσκαί-
 δεκαταῖος ἀποθνήσκει ὡς τὰ πολλά.

41. Ἄλλος πυρετός· ἕξωθεν ἀφασσόμενος
 βληχρός, ἕσωθεν δὲ καίεται καὶ ἡ γλῶσσα τρη-

¹ ἐπ' οὖν M: ἐπὴν Θ. ² πικρὸν ἦ Θ: μὴ ποιῆ M. ³ M: ἐπὴν Θ.

⁴ ὧ ἄν Potter: ὅς ἄν ΘM: ἦν Littré. ⁵ ὕδωρ . . . θέλῃ om. Θ.

⁶ δὲ om. M. ⁷ Θ: ἦν M.

DISEASES II

first begins, then after the patient has been cleaned out the fever will resume, and another medication will be required. When his mouth is bitter, and colic is present in his lower belly, have the patient drink a medication to act downwards, and afterwards ass's milk or whey, or some juice; if, however, he is weak, administer an enema. To any patient with fever give dilute melicrat early in the morning, before he drinks the medication; the rest of the day, when fever is present give him as much cold water to drink as he wants, when it is not present give barley-water or dilute millet as gruel, and after that dilute strong white wine. If the patient has a fever that remits neither by night nor by day, and the upper part of his body is hot to the touch, and also his cavity, but his feet are cold and his tongue is rough, do not give a medication, but administer a mild enema, and give cold barley-water gruel twice a day, after that dilute wine, and from then on water as cold as possible. If this patient breaks out in a sweat on the seventh day and the fever heat releases him, fine; if not, he generally dies on the fourteenth day.

41. Another fever: felt from the outside, it is mild, inside, it blazes; the tongue is rough, and the

χέη, καὶ πνεῖ διὰ τῶν ῥινῶν καὶ διὰ τοῦ στόματος θερμόν. ὅταν δὲ πεμπταῖος γένηται, τὰ ὑποχόνδρια σκληρά, καὶ ὀδύνη ἔνεστι, καὶ ἡ χροιὴ οἶον ὑπὸ ἰκτέρου ἔχομένω¹ φαίνεται, καὶ οὐρέει παχὺ² χολῶδες. τοῦτον ἦν μὲν ἑβδομαῖον ὄντα ῥίγος λάβη καὶ πυρετὸς ἰσχυρὸς καὶ ἐξιδρώση εἰ δὲ μῆ, ἀποθνήσκει ἑβδομαῖος ἢ ἑναταῖος. λαμβάνει δὲ μάλιστα, ἦν μὴ τὸ ἔτος αὐχμηρὸν γένηται, αὕτη ἡ νοῦσος.

Ὅταν οὕτως ἔχη, λούειν θερμῷ ἐκάστης ἡμέρης, καὶ πίνειν διδόναι μελίκρητον ὕδαρες πολλόν, καὶ ῥυφάνειν τὸν χυλὸν τῆς πτισάνης ψυχρὸν δις τῆς ἡμέρης· ἐπὶ δὲ τῷ ῥυφήματι πίνειν οἶνον ὕδαρέα, λευκόν, ὀλίγον. ἦν δὲ ἡ γαστήρ μὴ ὑποχωρήη, ὑποκλύσαι, ἢ βάλανον προσθεῖναι. σιτίου δὲ μὴ προσφέρειν, ἔστ' ἂν ὁ πυρετὸς ἀνῆ· ἐπὴν δὲ παύσηται, φάρμακον πῖσαι κάτω ὑποστρέφει γὰρ ἔστιν ὅτε ἡ νοῦσος, ἦν ἀκάθαρτος διαφέρηται. ἡ δὲ³ νοῦσος λαμβάνει, ἦν ὑπερχολήση τὸ αἷμα.

42. Ἦν τριταῖος πυρετὸς ἔχη ἦν μὲν μὴ παρεῖς τρεῖς λήψιας τῇ τετάρτῃ λάβη, φάρμακον πῖσαι κάτω ἦν δὲ σοι δοκέη φαρμάκου μὴ δεῖσθαι, τρίψας τοῦ πενταφύλλου τῶν ῥιζῶν ὅσον ὀξύβαφον ἐν ὕδατι, δοῦναι πιεῖν. ἦν δὲ μηδὲ τούτω παύηται, λούσας αὐτὸν θερμῷ | πολλῷ, πῖσαι τὸ τρίφυλλον καὶ ὀπὸν σιλφίου ἐν οἴνω ἰσοκρατεῖ, καὶ κατακλίνας ἐπιβάλλειν ἱμάτια πολλὰ ἕως

DISEASES II

patient exhales hot breath through his nostrils and mouth. On the fifth day, the hypochondrium becomes hard, there is pain, the skin takes on the appearance of a person with jaundice, and thick bilious urine is passed. If, on the seventh day, chills seize this person, together with a violent fever, and he breaks out in a sweat, fine; if not, he dies on the seventh or ninth day. This disease usually occurs in years that are not dry.

When the case is such, wash the patient each day in hot water, give him a generous amount of dilute melicrat to drink, and as gruel have him take cold barley-water twice daily; after he takes gruel, let him drink a little dilute white wine. If the belly does not pass anything downwards, administer an enema or a suppository. Do not give food until the fever remits; when it stops, have the patient drink a medication that acts downwards; for sometimes this disease recurs if the patient goes on in an unclean state. The disease occurs when the blood becomes over-charged with bile.

42. When a tertian fever occurs, if, after three accesses in a row, it attacks for a fourth time, let the patient drink a medication to act downwards; if you think he does not require a medication, then grind into water cinquefoil roots to the amount of one oxybaphon, and give this to drink. If, with this, the fever does not stop, wash the patient in copious hot water, have him drink clover and silphium juice in wine diluted with an equal amount of water, and put him to bed, covering him with many blankets.

¹ Θ: -μένου M.

² M adds καὶ.

³ δὲ om. M.

ἰδρώση. ἐπὴν δ' ἐξιδρώση, ἣν διψῆ,¹ δοῦναι πιεῖν ἄλφειτον καὶ ὕδωρ ἐς² ἐσπέρην δὲ κέγχρον ἐψήσας λεπτόν, ῥυφησάτω, καὶ οἶνον ἐπιπιέτω. ἕως δ' ἂν διαλείπη, σιτίοισιν ὡς μαλθακωτάτοισι χρήσθω.

43. Τεταρταῖος πυρετὸς ὅταν ἔχῃ, ἣν μὲν ἐξ ἄλλης νούσου λάβῃ ἀκάθαρτον, φάρμακον πῖσαι κάτω ἔπειτα τὴν κεφαλὴν καθῆραι, ἔπειτα φάρμακον πῖσαι κάτω. ἣν δὲ μηδὲ³ ταῦτα ποιήσαντι παύηται, διαλείπων δύο λήψιας μετὰ τὴν κάτω κάθαρσιν, λούσας αὐτὸν πολλῶ θερμῶ, πῖσον τοῦ καρποῦ τοῦ ὑοσκυάμου ὅσον κέγχρον, καὶ μανδραγόρου ἴσον, καὶ ὀποῦ τρεῖς κυάμους, καὶ τριφύλλου ἴσον, ἐν οἶνῳ ἀκράτῳ πιεῖν. ἣν δ' ἐρρωμένος καὶ ὑγιαίνειν δοκέων, ἐκ κόπου ἢ ἐξ ὄδοιπορίας πυρετήνας, καταστῆ αὐτῷ ἐς τεταρταῖον, πυρήσας αὐτόν, σκόροδα δοῦναι ἐς μέλι βάπτων ἔπειτα ἐπιπιπέτω φάκιον, μέλι καὶ ὄξος μίξας ἐπὴν δ' ἐμπλησθῆ, ἐμεσάτω ἔπειτα λουσάμενος θερμῶ, ἐπὴν ψυχθῆ, πιέτω κυκεῶνα ἐφ' ὕδατι ἐς ἐσπέρην δὲ σιτίοισι μαλθακοῖσι καὶ μὴ πολλοῖσι διαχρήσθω. τῇ δ' ἐτέρῃ λήψει λούσας θερμῶ, ἱμάτια ἐπιβαλὼν ἕως ἐξιδρώση, πῖσαι παραχρῆμα λευκοῦ ἐλλεβόρου τῶν ῥιζῶν ὅσον τριῶν δακτύλων μῆκος, καὶ τοῦ τριφύλλου ὅσον δραχμὴν μέγεθος.

¹ ἣν διψῆ om. Θ.

² ἐς om. M.

³ Θ: μὴ M.

DISEASES II

until he sweats. When he breaks out sweating, if he is thirsty give him meal and water to drink; towards evening, boil thin millet for him to take as gruel, and afterwards let him drink wine. Until the disease goes away, give foods of the softest kinds.

43. When a quartan fever occurs, if it attacks a person that is in an unclean state subsequent to another disease, have him drink a medication to clean downwards; then clean out his head, and after that have him drink another medication that acts downwards; if the fever does not stop when the patient does these things, leave an interval of two accesses after the downward cleaning, wash him in copious hot water, and give him henbane seed equal in quantity to a millet-seed, the same amount of mandrake, mandrake juice to the amount of three beans, and the same quantity of clover juice; have him drink these in unmixed wine. If, on the other hand, a person that is in good health and seems to be sound falls ill with a fever, as the result of weariness or walking, and the fever becomes a quartan, apply a vapour-bath and give garlic heads soaked in honey; then let the patient drink a decoction of lentils to which honey and vinegar have been added and, when he is full, let him vomit. Next, wash him in hot water and, when he becomes cold, let him drink a cyceon in water; towards evening let him eat soft foods in small amounts. At the next access, wash the patient in hot water, cover him with blankets until he breaks out sweating, and then have him immediately drink the following in unmixed wine: roots of white hellebore three fingers in length, a drachma of clover, and clover

καὶ ὁποῦ δύο κυάμους, ἐν οἴνω ἀκρήτω. καὶ ἦν ἐμεσίαι μιν ἔχωσιν, ἐμεσάτω ἦν δὲ μή, ὁμοίως, μετὰ δὲ τὴν κεφαλὴν καθῆραι σιτίοισι δὲ χρήσθω ὡς μαλθακωτάτοισι καὶ δριμυτάτοισιν ὅταν δὲ ἡ λήψις μιν ἔχη, μὴ νῆστις ἐὼν τὸ φάρμακον πινέτω.

62 44. Περὶ πλευρίτιδος¹ πλευρίτις ὅταν λάβῃ, πυρετὸς καὶ ῥίγος ἔχει, καὶ ὀδύνη διὰ τῆς ράχιος ἐς τὸ στῆθος καὶ ὀρθοπνοίη, καὶ βήξ, καὶ τὸ σίαιλον λευκὸν καὶ ὑπόχολον, καὶ ἀποβήσεται οὐ ῥηϊδίως, καὶ διὰ τῶν βουβώνων ὀδύνη, καὶ οὐρέει αἱματῶδες. ὅταν οὕτως ἔχη, ἦν μὲν τὸ πῦρ ἀνῆ ἑβδομαῖον ὄντα, ὑγιῆς γίνεται ἦν δὲ μὴ ἀνῆ, ἀφικνεῖται ἡ νοῦσος ἐς τὰς ἑνδεκα ἡμέρας ἢ τεσσαρεσκαίδεκα οἱ μὲν οὖν πολλοὶ ἐν ταύτῃσιν ἀπόλλυνται ἦν δὲ ὑπερβάλη τὴν τεσσαρεσκαϊδεκάτην, ἐκφυγγάνει.

Ὅταν οὕτως ἡ ὀδύνη ἔχη, χλιάσματα προστιθέναι πινέτω δὲ μέλι χύτρη² ἀναζέσας, ἐπιχέας³ ὄξος ἴσον τῷ μέλιτι, ἔπειτα ὁπόσον ἂν γένηται μέτρον τοῦ ἐφθοῦ μέλιτος καὶ τοῦ ὄξους, ἐπιχέαι ὕδατος ἐνὸς δέοντα εἴκοσι τοῦτο διδόναι πίνειν κατ' ὀλίγον πυκινά, καὶ μεταμίσγειν ὕδωρ, ὄξος ὀλίγον παραχέων. ῥυφείτω δὲ⁴ κέγχρου χυλόν, μέλι ὀλίγον παραστάζων, ψυχρόν, ὅσων τεταρτη-

¹ Θ: Πλευρίτις M.
edd.

² Potter: μέτρω ΘM: om. later mss,
³ Θ adds ὕδωρ.

⁴ M adds καί.

DISEASES II

juice to the amount of two beans. If retching comes over the patient, let him vomit; if it does not, still let him vomit, but after you have cleaned out his head; let him take foods that are very soft and very sharp. During an access, the patient should not drink the medication in the fasting state.

44. On pleurisy: when pleurisy occurs, fevers and chills are present, and pain along the spine and in the chest; there are orthopnoea and coughing, the sputum is white, slightly bilious and not easily coughed up, pain is present in the groins, and bloody urine is passed. When the case is such, if the fever heat remits on the seventh day, the patient recovers; if not, the disease continues on to the eleventh or fourteenth day; now many die by that time, but if a person gets beyond the fourteenth day, he escapes.

When the pains are such, apply fomentations; also have the patient drink honey prepared as follows: boil the honey in a pot, and add an equal amount of vinegar; then, whatever the measure of boiled honey and vinegar is, to this add nineteen measures of water; give this to drink frequently, a little at a time, mixing into it water and a little vinegar. Let the patient take as gruel cold millet-juice into which a little honey has been instilled, this to the amount of one quarter cotyle after every

ΠΕΡΙ ΝΟΥΣΩΝ Β

μόριον κοτύλης ἐφ' ἑκατέρω σιτίῳ πινέτω δέ¹ οἶνον λευκόν, οἰνώδεα, ὑδαρέα, ὀλίγον ὁ δὲ οἶνος ἔστω ὡς μαλθακώτατος ὀδμήν μὴ ἔχων. ὅταν δ' ὁ πυρετὸς ἀφῆ, ἡμέρας μὲν δύο τὸν κέγχρον ρυφείτω δις τῆς ἡμέρης, καὶ τεῦτλα ἡδυντὰ² ἐσθιέτω ἔπειτα μετὰ ταῦτα σκύλακα ἢ ὄρνιθα κάθεφθον ποιήσας, τοῦ ζωμοῦ ρυφείτω, καὶ τῶν κρεῶν φαγέτω ὀλίγα. τὸν δὲ λοιπὸν χρόνον μάλιστα ὅσον ὑπὸ τῆς νούσου ἔχεται, ἀριστιζέσθω μὲν τὸν κέγχρον, ἐς ἐσπέρην δὲ σιτίοισιν ὡς ἐλαχίστοισι χρήσθω καὶ μαλθακωτάτοισιν.

64 45. Ἐτέρη πλευρίτις πυρετὸς ἔχει καὶ βῆξ καὶ ῥίγος καὶ ὀδύνη ἐς τὸ πλευρὸν καὶ ἐς τὴν κληῖδα ἐνίοτε· καὶ τὸ σιάλον πτύει ὑπό|χολον καὶ ὕφαιμον ὅταν τύχη ῥηγματίας ὦν. τούτῳ ἦ ἂν ἦ³ ὀδύνη ἔχη μάλιστα, προστιθέναι χλιάσματα καὶ λούειν θερμῶ, ἢν μὴ ὁ πυρετὸς πολὺς ἔχη ἢν δὲ μή, μή. πίνειν δὲ διδόναι κηρίον ἐν ὕδατι ἀποβρέχων, ἄρτι ὑπόγλυκυ ποιέων, καὶ μεταμίσγειν ὕδωρ, ρυφάνειν δὲ τὸν χυλὸν τοῦ κέγχρου δις τῆς ἡμέρης, καὶ ἐπιπινέτω οἶνον λευκὸν ὑδαρέα. καὶ ἦν ὑπερφύγη τεσσερεσκαίδεκα ἡμέρας, ὑγιῆς γίνεται.

46. Ἄλλη πλευρίτις πυρετὸς ἴσχει καὶ βρυγμὸς καὶ βῆξ ξηρή, καὶ ἐκβήσεται χλωρά, ἔστι

¹ Θ: καὶ πινέτω M.

² Potter: ἡδυνата Θ: ἡδύτατα M.

³ ἦ om. M.

DISEASES II

meal; let him drink a little dilute strong white wine; make the wine so dilute as to have no odour. When the fever remits, for two days have the patient drink the millet as gruel twice daily, and eat seasoned beets; after that, make boiled puppy or fowl, and have him drink the sauce and eat a little of the meat. From then on, in particular for as long as he is subject to the disease, let him breakfast on millet, and towards evening eat very small portions of very mild foods.

45. Another pleurisy: fever is present, coughing, chills, and pain in the side and sometimes around the collar-bone; the patient expectorates somewhat bilious pus which, if he happens to have tears, is also charged with blood. To this patient apply fomentations wherever the pain is severest, and wash him in hot water unless his fever is very great—if the fever is very great, do not wash. Give him honeycomb soaked in water to drink, adding water until the mixture is just slightly sweetish, and let him take as gruel millet-juice twice daily, and after that drink dilute white wine. If he survives for fourteen days, he recovers.

46. Another pleurisy: fever, chattering of the teeth, and a dry cough are present, and the patient coughs up yellow-green or sometimes livid sputum.

δ' ὅτε πελιδνά. καὶ τὸ¹ πλευρὸν ὀδύνη λαμβάνει, καὶ τὸ μετάφρενον ὑπέρυθρον γίνεται. χλιαίνεται δὲ τὴν κεφαλὴν καὶ τὰ στήθεα. ποτὲ δὲ τὴν κοιλίην καὶ τοὺς πόδας καὶ τὰ σκέλεα. καὶ ἀνακαθήμενος μᾶλλον βήσσει, καὶ ἡ γαστήρ ταράσσεται. καὶ τὸ ἀποπάτημα χλωρὸν καὶ κάκοδμον. οὗτος ἐν εἴκοσιν ἡμέρησιν ἀποθνήσκει ἢν δὲ ταύτας ἐκφύγη, ὑγιῆς γίνεται.

Τοῦτον, ἔστ' ἂν τεσσαρεσκαίδεκα ἡμέραι παρέλθωσι, διδόναι πίνειν τὸ ἀπὸ τοῦ κρίμνου, καὶ μεταμίσγειν οἶνον λευκόν, οἰνώδεα, ὕδαρέα· ῥυφεῖν δὲ τὸν χυλὸν τῆς πτισάνης ψυχρὸν δις τῆς ἡμέρης· ἀντὶ δὲ τοῦ μέλιτος ὑπὸ τὸν χυλὸν ὑπομίσγειν² ῥοιῆς χυλὸν οἰνώδεος, ὅταν ἤδη ὁ χυλὸς ἐφθὸς ᾖ καὶ λούειν μὴ πολλῶ. ἐπὴν δὲ τεσσαρεσκαίδεκα ἡμέραι παρέλθωσι, ἔπειτα ἀριστιζέσθω τὸν κέγχρον ἐς ἐσπέρην δὲ τοῖσι κρέασι τοῖσιν ὀρνιθειοῖσι καὶ τῶ ζωμῶ καὶ σιτίοισιν ὀλίγοισι χρῆσθω. τὴν δὲ νοῦσον ὀλίγοι ἐκφυγάνουσι.

47. Περιπλευμονίῃ πυρετὸς ἴσχει ἡμέρας τεσσαρεσκαίδεκα τὸ ἐλάχιστον, τὸ δὲ μακρότατον δυῶν δεσύσας εἴκοσι καὶ βήσσει ταύτας τὰς ἡμέρας ἰσχυρῶς. καὶ ἀποχρέμπεται τὸ μὲν πρῶτον σίαλον παχὺ καὶ καθαρὸν ἐβδόμη καὶ ὀγδόῃ. ἐπὴν δ' ὁ πυρετὸς λάβῃ, ἐνάτῃ καὶ δεκάτῃ ὑπόγλυκυ καὶ πυῶδες. ἔστ' ἂν αἱ τεσσαρεσκαίδεκα ἡμέραι |

¹ M: τότε Θ.

² Θ: μίσγειν M.

DISEASES II

Pain occupies his side, his back becomes reddish, and he grows warm in his head and chest, sometimes also in his cavity, feet and legs. On sitting up, he coughs more; his belly is set in motion, and the faeces are yellow-green and ill-smelling. This patient dies in twenty days; if he survives that many, he recovers.

For fourteen days give this patient water made from groats to drink, adding dilute strong white wine; as gruel let him drink cold barley-water twice daily; in place of honey, add juice of the vinous pomegranate to the barley-water after it has been boiled; wash the patient in a small amount of water. When the fourteen days have passed, let him breakfast on millet and, towards evening, eat meats of fowl with their sauces, and a few cereals. Few escape this disease.

47. Pneumonia: fever is present for between fourteen and eighteen days, and during this period the patient coughs violently. First, he expectorates thick clear sputum on the seventh and eighth days after the fever has set in, and then on the ninth and tenth days sweetish and purulent sputum, which continues until the fourteen days have

66 παρέλθωσι. καὶ ἦν μὲν ἐν τῇ πεντεκαιδεκάτῃ ἡμέρῃ ξηρανθῆ ὁ πλεύμων καὶ ἐκβήξῃ, ὑγιάζεται εἰ δὲ μὴ, δυῶν δεούσαις εἴκοσι προσέχειν καὶ ἦν μὲν ἐν ταύτῃσι παύσῃται τοῦ βήγματος, ἐκφεύγει. ἦν δὲ μὴ παύῃται, εἶρεσθαι εἰ γλυκύτερον τὸ σίαλον, καὶ ἦν φῆ, ἡ νοῦσος ἐνιαυσίη γίνεται ὁ γὰρ πλεύμων ἔμπυος γίνεται.

Τούτῳ χρῆ τὰς μὲν πρώτας ἡμέρας οἶνον διδόναι γλυκύν, λευκόν, ὕδαρέα, κατ' ὀλίγον πυκινὰ πίνειν ῥυφάνειν δὲ τῆς πτισάνης τὸν χυλὸν διδόναι, μέλι παραμίσγων, τρὶς τῆς ἡμέρης, ἔστ' ἂν αἱ ὀκτωκαιδεκα ἡμέραι παρέλθωσι καὶ ὁ πυρετὸς παύσῃται. κινδυνεύει δὲ μάλιστα ἐν τῆσιν ἑπτὰ ἢ ἐν τῆσιν τεσσαρεσκαίδεκα ἑπὴν δὲ τὰς ὀκτωκαίδεκα ἡμέρας ὑπερβάλῃ, οὐκ ἔτι ἀποθνήσκει, ἀλλὰ πτύει πύον, καὶ τὰ στήθεα πονέει, καὶ βήσσει. ὅταν οὕτως ἔχῃ, πιπίσκειν τὸ σὺν τῷ ἐλελισφάκῳ νῆστιν, καὶ ῥυφάνειν ἔτνος, στέαρ συμμίσγων πλέον, ἦν μὴ θάλπος ἦ ἦν δ' ἦ, μὴ ῥυφανέτω, ἀλλὰ σιτίοισι χρήσθω ἀλυκοῖσι καὶ λιπαροῖσι καὶ τοῖσι θαλασσίοισι μᾶλλον ἢ κρέασι. καὶ ἦν μὴ¹ σοι δοκῆ καθαίρεσθαι κατὰ λόγον, ἐγχεῖν καὶ πυριᾶν ἦν μὲν παχὺ ἦ τὸ πύον, πυριᾶν ἦν δὲ λεπτόν, ἐγχεῖν, καὶ τῶν σιτίων ἔχεσθαι ὡς μάλιστα, καὶ τῶν δριμέων ἀπέχεσθαι καὶ κρεῶν βοείων καὶ οἰείων² καὶ χοιρείων.

¹ μὴ om. M.

² Later mss: οἰείων ΘΜ.

DISEASES II

passed. If on the fifteenth day the lung becomes dry and the patient has coughed everything up, he recovers; if not, you must turn your attention to the eighteenth day, and, if he stops expectorating then, he escapes too. If, however, he does not stop, ask him whether his sputum is sweetish; if he says it is, the disease will last for a year; for the lung is suppurating internally.

On the first days administer to this patient dilute sweet white wine frequently a little at a time; as gruel give barley-water with honey three times a day, until eighteen days have passed and the fever has stopped. The patient is in the most danger for seven or fourteen days; when he has got beyond the eighteenth day, there is no longer any chance of death, but he does expectorate pus, suffer pain in the chest, and cough. When the case is such, let him drink, in the fasting state, a potion with salvia and, unless fever heat is present, as gruel a thick soup containing a generous portion of fat; if fever is present, let him not take gruel, but eat salty and rich foods, sea-foods more than meats. If you think the patient is not being cleaned as he should be, administer an infusion or a vapour-bath: if the pus is thick, a vapour-bath, if it is thin, an infusion. Have him take foods in generous amounts, but avoid sharp vegetables, beef, mutton and pork.

Ὅταν ἐκ περιπλευμονίης ἔμπυος γίνηται, πυρετὸς ἴσχει καὶ βῆξ ξηρὴ καὶ δυσπνοίη καὶ οἱ πόδες οἰδέουσι, καὶ οἱ ὄνυχες ἔλκονται τῶν χειρῶν καὶ τῶν ποδῶν. τοῦτον, ἐπὴν δεκαταίος γένηται, ἐφ'¹ ἧς ἂν ἄρξηται ἔμπυος γίνεσθαι, λούσας πολλῶ θερμῶ, τρίψας ἄρου ρίζαν, ὅσον ἀστράγαλον μέγεθος, καὶ ἄλὸς χόνδρον, καὶ μέλι καὶ ὕδωρ, καὶ ἄλειφα ὀλίγον, ἐξειρύσας τὴν γλῶσσαν, ἐγχείαι χλιαρόν. ἔπειτα κινήσαι τῶν ὤμων² | ἦν μέντοι ὑπὸ τούτου τὸ πύον ῥαγῆ. εἰ δὲ μὴ, ἔτερον ποιῆσαι σίδια δριμέα ἐκχυλώσας³ καὶ κυκλάμινοι—ὅσον ὀξύβαφον τῶν σμικρῶν ἑκατέρου ἔστω—ἔπειτα ὀπὸν σιλφίου τρίψας ὅσον κύαμον, διεῖναι, καὶ συμμῖξαι γάλακτος ὅσον ὀξύβαφον αἰγείον ἢ ὄνειον τοῦτο χλιαρόν ἐγχεῖν. ἦν δ' ὑπὸ τούτων μὴ ῥαγῆ, ῥαφάνου φλοιὸν καὶ ἄνθος χαλκοῦ ὅσον τρεῖς κύαμους τρίψας λείον—διπλάσιον δ' ἔστω τῆς ῥαφάνου—ἐλαίῳ διεῖναι, ὅσον τεταρτημοριῶ⁴ κοτύλης τοῦτο ἐγχεῖν χλιαρόν. καὶ ἦν ῥαγῆ τὸ πύον, σιτίοισιν ὡς ἄλμυρωτάτοισι καὶ λιπαρωτάτοισι χρήσθω. καὶ ἦν μὴ ἶη τὸ πύον, κατ' ὀλίγον πυριᾶν κατὰ τὸ στόμα σίου χυλῶ, οἴνω Τορνίῳ, γάλακτι βοείῳ ἢ αἰγείῳ ἴσον δ' ἐκάστου συμμῖξας ἔστω δ' ὅσον τρεῖς κοτύλαι

¹ Θ: ἀφ' Μ.² Θ: τὸν ὤμον Μ.³ Θ: ἐκχυμώσας Μ.⁴ Μ: -μορον Θ.

DISEASES II

When a person suppurates internally after pneumonia, fever is present together with a dry cough and difficulty in breathing; his feet swell, and the nails of both his hands and his feet become curved. On the tenth day after the internal suppuration has begun, wash the patient in copious hot water and, grinding together cuckoo-pint root to the amount of a vertebra, a lump of salt, honey, water, and a little anointing oil, draw out the tongue and infuse this warm; then shake the patient by his shoulders. If, with this, the pus breaks out, fine; if not, make the following alternative: squeeze juice from bitter pomegranate-peels, from cyclamen—let there be a small oxybaphon of each—and from silphium, to the amount of a bean; combine these, add an oxybaphon of goat's or ass's milk, and infuse this warm. If with these measures there is still no break, grate radish skin fine, grind flower of copper equal in amount to three beans—let the amount of radish be twice that—soak these in one quarter cotyle of oil, and infuse warm. If the pus breaks out, let the patient take very salty and rich foods; but if the pus does not move, administer gently through the mouth a vapour-bath consisting of water-parsnip juice, Toronian¹ wine, and goat's or cow's milk: mix together an equal amount of each of these so that there will be three cotylai altogether;

¹ Littré concludes that *Τορνίω* must refer to some locality unknown to us. I suggest Torone, a city in the Chalcidice not far from Mende; Mendean wine is prescribed in *Internal Affections* 13, 16–18 and 24.

ἔπειτα ἐμβάλλειν ἵπνου ὄστρακα διαφήνας· τοῦτο ἑλκέτω διὰ τοῦ αὐλοῦ φυλασσόμενος ὅπως μὴ κατακαίηται. ἐπὴν δὲ καθαρώτερον πτύη, ἐγχεῖν αὐτῷ κνίδης σπέρμα, λιβανωτόν, ὀρίγανον, ἐν οἴνῳ λευκῷ καὶ μέλιτι καὶ ἐλαίῳ ὀλίγω¹ ἐγχεῖν δὲ διὰ τρίτης ἡμέρης, μετὰ δέ, βούτυρον, ῥητίην ἐν μέλιτι διατήκων καὶ σιτίοισι μηκέτι χρῆσθαι ἄλμυροῖσι μηδὲ λιπαροῖσι. πινέτω δὲ νῆστις τὰς ἐν μέσῳ ἡμέρας τῶν ἐγχύτων.² ἐλελίσφακον, πήγανον, θύμβραν, ὀρίγανον, ἴσον ἐν οἴνῳ ἀκρήτω, ὅσον ὀξύβαφον συμπάντων ἐπιπάσσω.

Ἦν δὲ μὴ ῥαγῆ ὑπὸ τῶν ἐγχύτων πολλακίς γὰρ ἐκρήγνυται ἐς τὴν κοιλίην, καὶ αὐτίκα δοκέει ῥᾶον³ εἶναι, ὅταν ἐκ στενοῦ ἐς εὐρυχωρίην ἔλθῃ. ὅταν ὁ χρόνος | πλείων γίνηται, ὅ τε πυρετὸς ἰσχυρότερος⁴ καὶ ἡ βῆξ ἐπιλαμβάνει, καὶ τὸ πλευρὸν ὀδυνᾶται, καὶ ἐπὶ μὲν τὸ ὑγιὲς οὐκ ἀνέχεται ἀνακείμενος,⁵ ἐπὶ δὲ τὸ ἀλγέον καὶ οἱ πόδες οἰδέουσι καὶ τὰ κοῖλα τῶν ὀφθαλμῶν, τοῦτον ὅταν ἡμέρη πέμπτη καὶ δεκάτη γένηται ἀπὸ τῆς ἐκρήξιος, λούσας πολλῷ θερμῷ, καθίσας ἐπὶ ἐφέδρου, ὅ τι μὴ ὑποκινήσει, ἕτερος μὲν τὰς χεῖρας ἐχέτω, σὺ δὲ τῶν ὤμων σειῶν, ἀκοάζεσθαι ἐς ὀπότερον ἂν τῶν πλευρέων ψοφῆ βούλεσθαι δ' ἐς τὸ⁶ ἀριστερὸν ταμείν ἤσσον γὰρ θανατῶδες. ἦν δὲ σοι ὑπὸ τοῦ πάχους καὶ τοῦ πλήθους μὴ

DISEASES II

then put glowing oven sherds into the mixture, and let the patient draw in the vapour through a reed, taking care not to burn himself. When the expectorations become cleaner, infuse stinging-nettle seeds, frankincense and marjoram in white wine, honey and a little oil; infuse this every other day, and afterwards give the patient butter and resin melted in honey; let him no longer take salty or rich foods. On the days between infusions, let him drink, in the fasting state, salvia, rue, savory and marjoram—an equal amount of each—in unmixed wine, sprinkling in an oxybaphon of them all together.

If no external break occurs with these infusions—for often the pus breaks out into the cavity so that the patient at first seems to be better, since his pus has moved from a narrow space into an open one—as time passes more violent fever and coughing come on, the patient has pains in the side, and he cannot tolerate reclining on his healthy side, but only on the painful one; his feet swell up, and also the hollows of his eyes. When the fifteenth day after the pus has broken out into the cavity arrives, wash this patient in copious hot water, and seat him on a chair that does not move; have someone else hold his arms, and you shake him by the shoulders, listening on which of his sides there is a sound; prefer to incise on the left side, for it is less dangerous. If, because of the thickness and

¹ ὀλίγω om. Θ.

² M: τῶ ἐγχύτω Θ.

³ Θ: ῥάων M.

⁴ Θ: ἰσχυρὸς M.

⁵ Θ: κατα- M.

⁶ M: τὸν Θ.

ψοφῆη—ποιέει γὰρ τοῦτο ἐνίοτε—ὀπότερον ἂν ἀποιδέη τῶν πλευρέων καὶ ὀδυνᾶται μᾶλλον, τοῦτο τάμνει ὡς κατωτάτω ὀπισθεν τοῦ οἰδήματος μᾶλλον ἢ ἔμπροσθεν, ὅπως σοι ἢ ἔξοδος τῷ πύῳ εὐροος ἦ. τάμνει δὲ μεταξύ τῶν πλευρέων στηθοειδέϊ μαχαιρίδι τὸ πρῶτον δέρμα· ἔπειτα ὀξυβελεί, ἀποδήσας ῥάκει, τὸ ἄκρον τῆς μαχαιρίδος λιπῶν ὅσον τὸν ὄνυχα τοῦ δακτύλου τοῦ μεγάλου, καθεῖναι ἔσω. ἔπειτα ἀφείς τὸ πύον ὅσον ἂν σοι δοκῆη, μοτοῦν ὠμολίνῳ μοτῷ, λίνον ἐκδήσας· ἀφείναι δὲ τὸ πύον ἅπαξ τῆς ἡμέρης· ἐπὴν δὲ γένηται δεκαταῖος, ἀφείς ἅπαν τὸ πύον, ὀθονίῳ μοτοῦν. ἔπειτα ἐγχεῖν οἶνον καὶ ἔλαιον χλιαίνων αὐλίσκῳ, ὡς μήτε ὁ πλεύμων ἐξαπίνης ἔωθῶς βρέχεσθαι τῷ πύῳ ἀποξηραυθῆ· ἐξιέναι δὲ τὸ ἔγχυμα τὸ μὲν ἔωθεν εἰς ἐσπέρην, τὸ δ' ἐσπερινὸν ἔωθεν. ἐπὴν δὲ τὸ πύον λεπτὸν οἶον ὕδωρ ἦ, καὶ γλίσχρον τῷ δακτύλῳ ψανόμενον, καὶ ὀλίγον, ἐντιθέναι μοτὸν κασσιτέρινον κοῖλον. ἐπὴν δὲ παντάπασι ξηραυθῆ ἢ κοιλίη, ἀποτάμνων τοῦ μοτοῦ κατὰ σμικρόν, συμφύειν τὸ ἔλκος, ἔστ' ἂν ἐξέλῃς | τὸν μοτόν. σημείον δὲ ἦν μέλλη ἐκφεύξεσθαι ἦν μὲν τὸ πύον ἦ¹ λευκὸν καὶ καθαρὸν² καὶ ἴνες αἵματος ἐνέωσιν, ὡς τὰ πολλὰ ὑγιῆς γίνεται ἦν δὲ οἶον λεκιθοειδὲς ἀπορρυῆ τῆ πρώτῃ, ἢ τῆ ὑστεραίῃ ἀπορρυῆ παχύ, ὑπόχλω-

¹ τὸ πύον ἦ M: ἦ τὸ πύον η Θ.

² καὶ καθαρὸν om. Θ.

DISEASES II

abundance of pus, there is no sound for you to hear—for sometimes this happens—on whichever side there is swelling and more pain, make an incision as low down as possible, behind the swelling rather than in front of it, in order that the exit you make for the pus will allow freedom of flow. First cut the skin between the ribs with a bellied scalpel; then wrap a lancet with a piece of cloth, leaving the point of the blade exposed a length equal to the nail of your thumb, and insert it. When you have removed as much pus as you think appropriate, plug the wound with a tent of raw linen, and tie it with a cord; draw off pus once a day; on the tenth day, draw all the pus, and plug the wound with linen. Then make an infusion of warm wine and oil with a tube, in order that the lung, accustomed to being soaked in pus, will not be suddenly dried out; discharge the morning infusion towards evening, and the evening one in the morning. When the pus is thin like water, sticky when touched with a finger, and small in amount, insert a hollow tin drainage tube. When the cavity is completely dried out, cut off the tube little by little, and let the ulcer unite before you remove the tube. A sign whether the patient is going to escape: if the pus is white and clean, and contains streaks of blood, he generally recovers; but if it flows out on the first day yolk-coloured, or on the following day thick, slightly

ΠΕΡΙ ΝΟΥΣΩΝ Β

ρον, ὄζον, ἀποθνήσκουσιν, ἐπειδὴν ἐκρυῆ τὸ πύον.

48. Ὅταν πλευμᾶ, τὸ σίαλον παχύ, ὑπόχλωρον, γλυκὺ βήσεται, καὶ βρυγμός, καὶ ὀδύνη ἐς τὸ στέρον καὶ ἐς τὸ μετάφρενον. καὶ συρίζει ἐν τῇ φάρυγγι λεπτόν, καὶ ἡ φάρυγξ σκληρῆ¹ γίνεται, καὶ τὰ κύλα² ἐρυθρά, καὶ ἡ φωνὴ βαρὴ καὶ οἱ πόδες οἰδίσκονται, καὶ οἱ ὄνυχες ἔλκονται καὶ καταλεπτύνονται καὶ τὰ ἄνω μινύθει. καὶ μυσάσεται τὸ σίαλον, ἐπὴν ἀποχρεμψάμενος ἔχη ἐν τῷ στόματι καὶ βήσσει τοὺς ὀρθροὺς καὶ μεσο-
 νύκτιος³ μάλιστα βήσσει δὲ καὶ τὸν ἄλλον χρόνον. καὶ λαμβάνει μᾶλλον γυναῖκα νεωτέραν ἢ πρεσβυτέραν. τούτῳ ἦν μὲν αἱ τρίχες ἤδη ἐκ τῆς κεφαλῆς ῥέωσι καὶ ψιλῶται ἤδη ἡ κεφαλὴ ὡς ἐκ νούσου, καὶ πτύονται ἐπ' ἄνθρακας βαρὺ ὄζη τὸ σίαλον, φάναι αὐτὸν ἀποθανεῖσθαι ἐντὸς ὀλίγου χρόνου, τὸ δὲ κτεῖνον ἔσεσθαι διάρροϊαν. ἐπὴν γὰρ ἤδη τὸ πύον τὸ περὶ τὴν καρδίην σήπηται, τοῦτο ὄζει κνίσης ἐπὶ τοῖσιν ἄνθραξι, καὶ συνθερμαινόμενος ὁ ἐγκέφαλος ῥεῖ ἄλμην, ἡ κινεῖ τὴν κοιλίην σημεῖον δὲ τοῦτο⁴ ῥέουσιν⁵ ἐκ τῆς κεφαλῆς τρίχες.

Τοῦτον μὴ ἰᾶσθαι ὅταν οὕτως ἔχη ἦν δὲ κατ' ἀρχὰς ἐπιτύχης τῇ νούσῳ, φάκιον δὸς πιεῖν. εἶτα διαλιπὼν μίαν ἡμέρην ἐλλέβορον δοῦναι κεκρημέ-

¹ Θ: ξηρῆ Μ.

² Θ: κοῖλα Μ.

³ Θ: -τίου Μ.

⁴ Θ: -του Μ.

⁵ Θ adds αἱ.

DISEASES II

yellow-green, and stinking, when it has flowed out the patient dies.

48. When there is a disease of the lung,¹ thick sweet yellow-green sputum is coughed up, the teeth chatter, and pain occupies the chest and back; the throat whistles quietly and becomes stiff, the areas under the eyes become red, and the voice is deep; the feet swell up, and the nails become curved; these patients become very thin, and the upper parts of their bodies are wasted. The patient is disgusted by the sputum when it is in his mouth after being coughed up; he coughs most early in the morning and in the middle of the night, although he coughs at other times, too. This disease is more frequent in younger women than in older ones. If hair is falling out of the head, which is already on the point of becoming bald from the disease, and if, when the patient spits on to coals, his sputum has a heavy odour, tell him that he is about to die before long, and that what kills him will be diarrhoea; for when the pus about the cardia is in a state of putrefaction, if it is thrown onto coals it smells like burnt fat; and then the brain, being heated, pours forth a salty fluid that sets the cavity in motion; the fact that hair falls out of the head shows this.

When the case is such, do not treat this patient. If, however, you happen to be present at the onset of the disease, give a decoction of lentils to drink; then, leaving an interval of one day, give hellebore

¹ Consumption.

νον ὅπως τὴν κάτω κοιλίην μὴ κινήσῃ καὶ ἐπὴν
 ἐς τὸ στόμα¹ τῆς νυκτὸς φοιτᾷ αὐτῷ ἄλμη, πρὸς
 τὰς ῥίνας αὐτῷ προστίθει φάρμακα πυκνότερα ἢν
 δὲ μὴ ῥέῃ, προστίθει μὲν, διὰ πλέονος δὲ χρόνου,
 καὶ τοῦ | μηνὸς ἅπαξ προσπιπίσκοντα ἐλλέβορον,
 ὅσον τοῖσι δυσὶ δακτύλοισιν ἄραι, ἐν οἴνῳ γλυκεῖ
 κεκρημένῳ φακίον δὲ αὐτίκα δοῦναι ἐπιπίνειν
 φάρμακα δὲ ὡς ἐλάχιστα πινέτω. ἢν μὴ οἱ πυρε-
 τοὶ ὀξύτεροι ἐπιλαμβάνωσιν ἢν δὲ λαμβάνωσι.²
 τὴν ῥίζαν τὴν λευκὴν [καὶ]³ τοῦ ἐλλεβόρου
 λείχειν ἐν μέλιτι δίδου.⁴ οὕτω γὰρ ἤκιστα τὴν
 κοιλίην κινήσει. ἢν δὲ στρόφος ἐγγίνηται ἐν τῇ
 κάτω κοιλίῃ, πρῶτον μὲν κλύσαι κείνῳ ἐς ὃ ὁ κόκ-
 κος συμμίσγεται ἢν δὲ μηδ' οὕτω παύσῃται, γά-
 λακτι ὀνειῶ ἐφθῶ κάθηρον φάρμακον δὲ μὴ δίδου
 κατωτερικόν. ἢν δὲ πρὸ τοῦ φακίου⁵ προπίνων
 τὸν ἐλλέβορον χολὴν ἐμέῃ, αὐτῷ τῷ φακίῳ ἐμεί-
 τω. σιτίοισι δὲ χρήσθω, ἢν μὲν οἱ πυρετοὶ ὀξέες
 ἔχωσι, κρέασι μηλείοισιν ἐφθοῖσι καὶ ὀρνιθείοισι
 καὶ κολοκύντῃ καὶ τεύτλοισι ζωμὸν δὲ μὴ ῥυφεί-
 τω, μηδ' ἐμβάπτεσθαι⁶ ἰχθύσι δὲ χρήσθω σκορ-
 πίοισι καὶ σελάχεσιν ἐφθοῖσι. θερμὸν δὲ μηδὲν
 ἐσθιέτω μηδὲ λούσθω, ἢν ὁ πυρετὸς ἔχη πολὺς,
 μηδὲ λαχάνοισι χρήσθω δριμέσιν, ὅτι μὴ θύμβρη ἢ
 ὀριγάνῳ οἶνον δὲ λευκὸν πινέτω. ἢν δ' ἄπυρος

¹ Cornarius: σῶμα ΘΜ.² ἢν δὲ λαμβάνωσι om. Μ.³ Del. I.⁴ Θ: δ' οὐ Μ.⁵ Θ: φαρμακίου Μ.⁶ Θ: βάπτε-

σθαι Μ.

DISEASES II

that has been diluted with water to prevent it from setting the lower cavity in motion. When salty fluid runs into the patient's mouth during the night, apply frequent medications to the nostrils; if no such flux takes place, apply the same medications, but over a longer time. Once a month have the patient first drink hellebore—as much as you pick up with two fingers, in sweet wine diluted with water—and immediately afterwards give him a decoction of lentils to drink. Let him drink as few medications as possible. If sharper fevers do not supervene, fine; but if they do, give the patient white hellebore root in honey to take, for in this form the hellebore will be least likely to set the cavity in motion. If colic arises in the lower cavity, first apply an enema containing Cnidian berry; if the colic does not stop with this treatment, clean the cavity out with boiled ass's milk; do not give any medication to clean downwards. If the patient drinks hellebore before the decoction of lentils, and he vomits bile, from then on use the decoction alone as emetic. If sharp fevers are present, let the patient eat boiled mutton, fowl, gourd and beets, but not drink the sauce or dip anything into it; of fish let him have boiled scorpion fish and selachians; if a very great fever is present, though, let him neither eat anything hot, nor bathe, nor take sharp vegetables other than savory or marjoram, and have him drink white wine. If the patient is

ἤ, θερμαί δὲ¹ λαμβάνωσιν ἄλλοτε καὶ ἄλλοτε, ἐσθιέτω ἰχθύς ὡς ἀρίστους καὶ πιωτάτους, καὶ λιπαρὰ καὶ ἄλμυρὰ καὶ γλυκέα ὡς μάλιστα. καὶ περιπάτοισι χρῆσθω μήτε ἐν ἀνέμῳ μήτε ἐν ἡλίῳ· καὶ ἐμείτω ἀπὸ τῶν σιτίων, ὅταν οἱ δοκέῃ καιρὸς εἶναι καὶ λουῖσθαι χλιαρῷ πλὴν τῆς κεφαλῆς. σιτίων δὲ ἄρτος ἀμείνων, ὅσοι μὴ μαζοφάγοι εἰσὶ τούτοισι δὲ ἀμφότερα συμμίσγειν.

76 49. Ἄλλη φθόη βῆξ ἔχει, καὶ τὸ πτύσμα πολλὸν καὶ ὑγρὸν, καὶ ἐνίοτε ρηϊδίως ἀναβήσεται οἶον χάλαζα τὸ πύον, καὶ διατριβόμενον ἐν τοῖσι δακτύλοισι σκληρὸν καὶ κάκο|δμον γίνεται. ἡ δὲ φωνὴ καθαρὴ καὶ ἀνώδυνος, καὶ οἱ πυρετοὶ οὐ λαμβάνουσι, θερμὴ δ' ἐνίοτε ἄλλως τε καὶ ἀσθενής. τοῦτον χρῆ ἐλλέβορον πιπίσκειν καὶ φάκιον, καὶ εὐωχέειν ὡς μάλιστα, ἀπεχόμενον δριμέων καὶ κρεῶν βοείων καὶ χοιρείων καὶ οἰείων² καὶ γυμνάζεσθαι ὀλίγα καὶ περιπατεῖν, καὶ ἀπὸ σίτων ἐμέτοισι χρῆσθαι, καὶ λαγνείης ἀπέχεσθαι. αὕτη ἡ νοῦσος γίνεται ἐπτά ἔτεα ἢ ἐννέα· οὗτος ἦν ἐξ ἀρχῆς θεραπευθῆ, ὑγιῆς γίνεται.

50. Ἦν ἀφθῆση ἡ σῦριγξ τοῦ πλεύμονος, πυρετὸς ἴσχει ἰσχυρὸς³ καὶ ὀδύνη μέσον τὸ στήθος, καὶ τοῦ σώματος κνησμός· καὶ ἡ φωνὴ βραγχώδης, καὶ τὸ σιάλον ὑγρὸν καὶ λεπτὸν πτύει, ἐνί-

¹ M: τε Θ.

² Later mss: οἰείων ΘM.

³ Θ: βληχρὸς M.

DISEASES II

without true fever, but fever heat is present now and then, let him eat the best and richest of fishes, and generous amounts of rich, salty and sweet foods, and take walks out of the wind and sun; induce vomiting by means of foods, when you think the time is opportune, and wash the patient in warm water, except for his head. Bread is better than other cereals for persons that do not eat barley-cakes; for those that do, mix both together.

49. Another consumption: there is coughing, the sputum is copious and moist, and sometimes the patient without difficulty coughs up pus that resembles hail stones which, on being rubbed between the fingers, are hard and evil-smelling. The voice is clear, the patient is free of pain, and there are no fevers, although sometimes fever heat; the patient is especially weak. You must make this patient drink hellebore and a decoction of lentils, and feed him as well as possible, while avoiding sharp vegetables, beef, pork and mutton; have him do a few exercises, take walks, vomit after meals, and refrain from venery. This disease lasts for seven or nine years; if the patient is treated from the beginning, he recovers.

50. If the pipe of the lung becomes apthous, there is violent fever, pain in the middle of the chest, and itching of the body; the patient's voice is hoarse, and he expectorates thin moist sputum:

οτε δὲ παχὺ καὶ οἶον πτισάνης χυλόν. καὶ ἐν τῷ στόματι ὄδμη οἱ ἐγγίνεται βαρὴ οἶον ἀπὸ ἰχθύων ὤμων καὶ ἄλλοτε καὶ ἄλλοτε ἐν τῷ σιάλω ἐμφαίνεται σκληρά, οἶον μύκης ἀφ' ἔλκεος. καὶ τὰ ἄνω λεπτύνεται, μάλιστα δὲ ἅπας καὶ οἱ κύκλοι τοῦ προσώπου ἐρυθριῶσι, καὶ οἱ ὄνυχες τῷ χρόνῳ ἔλκονται καὶ ξηροὶ καὶ χλωροὶ γίνονται. τελευτᾷ δὲ αὐτικά, ἣν μὴ θεραπευθῆ, αἷμα πτύων καὶ πύον ἔπειτα καὶ πυρετοὶ ἰσχυροὶ ἐπιγινόμενοι κατ' οὖν ἔκτειναν ἣν δὲ θεραπευθῆ. πλείστοι ἐκφυγγάνουσιν ἐκ ταύτης τῆς φθίσιος.

Θεραπεύειν δὲ χρῆ. φάκια πιπίσκοντα ἐμέειν ἣν δέ σοι καιρὸς δοκῆ εἶναι ἐλλέβορον πίνειν, ἣν μὲν δυνατὸς ἦ ὄνθρωπος, αὐτόθεν ἣν δὲ μῆ. παραμίσειν τῷ φακίῳ ἥμισυ πόσιος, διαλείπων ἐν πέμπτῃ ἢ ἐν ἕκτῃ πόσει. τὴν δὲ κάτω κοιλίην μὴ κινέειν φαρμάκῳ. ἣν μὲν¹ οἱ πυρετοὶ λαμβάνωσιν ἰσχυροὶ ἣν δὲ μὴ λαμβάνωσι, γάλακτι ὄνου ὑποκαθαίρειν ἣν δ' ἀσθενὴς ἦ ὥστε πίνειν, ὑποκλύσαι.² ἦττον δὲ κεφαλὴν καὶ ἣν μὲν τὸ σιάλον ἐς τὸ στόμα ἴη πολλὸν καὶ ἀλμυρόν, πρὸς τὰς ῥίνας προσθεῖναι ὅ τι χολὴν μὴ ἄξει ἣν δὲ μὴ ἴη³ τὸ ῥεῦμα ἐς τὸ στόμα, μὴ προστιθέναι |
78 πρὸς τὴν κεφαλὴν. ἐπὴν δὲ τὸ σιάλον δυσῶδες ἦ, τὰς μεταξὺ τῶν φακίων ἐγχεῖν ἐς τὸν πλεύμο-

¹ Potter: μη ΘΜ.

(51) γαλακτο-

² Θ has lost a leaf containing -ουαι . . .

³ Cornarius: ἦ Μ.

DISEASES II

sometimes, though, the sputum is thick and like barley-water. A heavy smell arises in the patient's mouth, like that of raw fish, and from time to time there appear in his sputum hard pieces like the fleshy excrescences of an ulcer. The patient becomes lean in his upper parts, and his whole body is very wasted. His cheeks blush, and after a while his nails become curved, dry and yellow-green. This patient dies at once unless he is treated: he expectorates blood and pus, and then violent fevers come on and kill him. If it is treated, most escape from this consumption.

You must treat by having the patient drink a decoction of lentils, and then vomit. If you think it is the right time to give hellebore, if the person is able, let him take it straight off, but if he is not, mix half a draught of hellebore with lentils, and stop the administration with the fifth or sixth draught. If violent fevers are present, do not give a medication to set the lower cavity in motion, but if they are not, clean downwards with ass's milk; if the patient is too weak to drink this, employ an enema. Give a gentle medication for the head; if copious salty sputum runs into the mouth, apply a medication to the nostrils, but one that will not draw bile; if no flux goes into the mouth, do not make any application to the head. When the sputum is ill-smelling, on the days between the lentil

να φάρμακον μίαν δὲ διαλιπὼν ἐπὴν ἐγχῆς¹ ἡμέ-
 ρην. θυμιάν. σιτίοισι δὲ χρῆσθαι κρέασι μηλείοισι
 καὶ ὀρνιθείοισι, καὶ ἰχθύσι σελάχεσι καὶ σκορπίοι-
 σιν ἐφθοῖσι διὰ τετάρτης ἡμέρης τάριχον ἐσθιέτω
 ὡς ἄριστον καὶ πιότατον, καὶ ἀριστάτω μὲν μᾶ-
 ζαν, δειπνείτω δὲ συμμίσγων καὶ ἄρτον καὶ μήτε
 ῥυφανέτω μηδέν, μήτε κυκεῶνα πινέτω, ἢν ἐσθί-
 ει δυνατὸς ἦ. τὰ δ' ὀψά ἡδύνειν σησάμω ἀντι
 τοῦ τυροῦ, καὶ κοριάννω καὶ ἀνήθω σιλφίω δὲ μη-
 δὲν χρῆσθαι μηδὲ λαχάνω δριμέϊ. ὅ τι μὴ ὀριγάνω
 ἢ θύμω ἢ πηγάνω. περιπάτοισι δὲ χρήσθω καὶ
 πρὸ τοῦ σιτίου καὶ μετὰ τὸ σιτίον, φυλασσόμενος
 τὸν ἄνεμον καὶ τὸν ἥλιον θωρηξίω ἀπεχέσθω
 καὶ ἀφροδισίων λούσθω δὲ χλιαρῶ, πλήν τῆς
 κεφαλῆς, ταύτην δὲ ὡς διὰ πλείστου χρόνου.

51. Νωτιάς φθίσις ἀπὸ τοῦ μυελοῦ γίνεται
 λαμβάνει δὲ μάλιστα νεογάμους καὶ φιλολάγνους.
 γίνονται δὲ ἄπυροι, καὶ ἐσθίειν ἀγαθοί, καὶ τή-
 κονται καὶ ἢν ἐρωτᾶς αὐτόν, φήσει οἱ ἄνωθεν
 ἀπὸ τῆς κεφαλῆς κατὰ τὴν ράχιν ὄδοιπορέειν
 οἶον μύρμηκας. καὶ ἐπὴν οὐρέη ἢ ἀποπατέη,
 προέρχεται οἱ θορὸς πολὺς καὶ ὑγρὸς καὶ γενεῇ
 οὐκ ἐγγίνεται, καὶ ὄνειριάει, καὶ ἢν συγκοιμηθῆ
 γυναικί, καὶ ἢν μή, καὶ ὅταν ὄδοιπορήσῃ ἢ δρά-
 μῃ, ἄλλως τε καὶ πρὸς αἶπος, ἄσθμά μιν καὶ
 ἀσθενείη ἐπιλαμβάνει, καὶ τῆς κεφαλῆς βάρους,

¹ Potter: ἔχης M.

DISEASES II

decoctions infuse a medication into the lung; then, leaving one day from when you infused, apply a fumigation. As food give mutton and fowl, and boiled selachians and scorpion fish; every third day have the patient eat the best and fattest salt-fish, breakfast on barley-cakes, and at dinner take bread as well; let him not drink any gruel or cyceon, if he is able to eat food. Let him season his main dishes with sesame instead of cheese, and with coriander and dill; let him not have silphium or any sharp vegetables except marjoram, thyme or rue. Have the patient take walks before and after his meals, avoiding both wind and sun, refrain from drunkenness and venery, and bathe in warm water, except for his head; if he should wash only at very great intervals.

51. Consumption of the back arises from the marrow; most frequently it occurs in newly-weds and those fond of venery. They are without fever and eat well, but still they melt away. If you ask the patient, he will say that starting from his head he feels something crawling down his spine, like ants. When he passes urine or goes to stool, copious moist semen comes forth; he begets no offspring, and he has nocturnal emissions whether he sleeps with a woman or not. When he walks or runs, especially against a grade, panting and weakness come over him, his head feels heavy, and

καὶ τὰ ὦτα ἡχέει. τοῦτον χρόνῳ ὅταν ἐπιλάβωσι πυρετοὶ ἰσχυροί, ἀπ' οὖν ὤλετο ὑπὸ λιπυρίου.

80 "Όταν οὕτως ἔχη, ἦν ἐξ ἀρχῆς μεταχειρίσῃ, πυριάσας αὐτὸν ὅλον, φάρμακον δοῦναι πίνειν | ἄνω, καὶ μετὰ τοῦτο τὴν κεφαλὴν καθῆραι, μετὰ δὲ πῖσαι κάτω (ἐγχειρέειν δὲ βούλεσθαι μάλιστα τοῦ ἥρος) καὶ μεταπίσαι ὄρον ἢ γάλα ὄνειον βόειον δὲ γάλα διδοῦναι πῖειν τεσσεράκοντα ἡμέρας· ἐς ἐσπέρην δὲ ἕως ἂν γαλακτοπωτέῃ¹ χόνδρον διδοῦναι ῥυφεῖν, σιτίων δὲ ἀπεχέσθω. ἐπὴν δὲ παύσῃται γαλακτοπωτέων, σιτίοισι διακομίζειν αὐτὸν μαλθακοῖσιν ἐξ ὀλίγου ἀρχόμενος, καὶ παχύναι ὡς μάλιστα. καὶ ἐνιαυτοῦ θωρηξίῳ ἀπεχέσθω καὶ ἀφροδισίων καὶ τάλαιπωρίων ὅτι μὴ περιπάτοισι, φυλασσόμενος τὰ ψύχρα καὶ τὸν ἥλιον. λούσθω δὲ χλιαρῶ.

52. Πλεύμονος τὸ σίαλον παχὺ καὶ λιγνυῶδες βήσεται, καὶ ἡ χροὴ μέλαινα καὶ ὑποϊδαλή, καὶ ὀδύναι λεπταὶ ὑπὸ τὸ στήθος καὶ ὑπὸ τὰς ὠμοπλάτας, καὶ δυσελκείες γίνονται. ἦσσον δ' ἐπικίνδυνος τοῦ ἑτέρου οὗτος, καὶ ἐκφυγγάνουσι πλέονες.

Τοῦτον χρῆ ἑλλέβορον πιπίσκειν καὶ αὐτὸν καὶ τοῖσι φακίοισι μίσγοντα, καὶ ἐγχεῖν ἐς τὸν πλεύμονα καὶ θυμιᾶν, καὶ εὐωχέειν ἀπεχόμενον κρεῶν βοείων καὶ οἰείων² καὶ χοιρείων καὶ λαχάνων δρι-

¹ Θ resumes with -πωτέη.

² Later mss: οἰείων ΘΜ.

DISEASES II

his ears ring. When, in time, violent fevers befall this patient, he perishes from one of the remittent variety.

When the case is such, if you deal with it from the beginning, apply a general vapour-bath, and give a medication that acts upwards to drink; after that clean out the head, and next have the patient drink a medication that acts downwards—prefer to take on such a case in the spring—and then after the cleanings give whey or ass's milk to drink; give cow's milk for forty days. As long as the patient is drinking milk, towards evening give him spelt as gruel, and have him abstain from foods. When he stops drinking milk, restore him with mild foods, starting off with small amounts, and make him as fat as possible. For one year let the patient refrain from drunkenness, venery, and exertions other than walks, during which he must avoid cold and sun; have him bathe in warm water.

52. Disease of the lung: thick dark-coloured sputum is coughed up, the skin is dark and somewhat swollen, mild pains occupy the chest and the region under the shoulder-blades, and patients heal poorly. This patient is in less danger than the one above, and most survive.

Have him drink hellebore, both by itself and mixed with a decoction of lentils, make an infusion into the lung, and apply a fumigation. Feed the patient well, but have him avoid beef, mutton, pork, and sharp vegetables other than marjoram or

μέων, ὅ τι μὴ ὀριγάνω ἢ θύμβρη. καὶ περιπάτοι-
σι χρήσθω ἐξ ἡούς δὲ πρὸς αἶπος ὁδοιπορέειν
νῆστιν ἔπειτα πίνειν τῶν φύλλων ἐπ' οἴνω ἐπι-
πάσαντα κεκρημένω· τὸ δὲ λοιπὸν σιτίοισι
χρήσθω τοῖς εἰρημένοισιν.

82 53. Ἦν τρωθῆ ἢ ἀρτηρίη, βῆξ ἔχει καὶ αἶμα
βήσεται καὶ λανθάνει ἢ φάρυγξ πιμπλαμένη
τοῦ αἵματος, καὶ ἐκβάλλει θρόμβους, καὶ ὀδύνη
γίνεται ἐκ τοῦ στήθεος ἐς τὸ μετάφρενον ὀξέη,
καὶ τὸ σίαλον γλίσχρον καὶ πολὺ, καὶ ἡ φάρυγξ
ξηρῆ, καὶ | πυρετὸς καὶ ῥίγος ἐπιλαμβάνει, καὶ
κέρχνεται ἡ φάρυγξ οἷον ὑπὸ λιπαροῦ. καὶ ἐς
τὰς¹ μὲν πεντεκαίδεκα ἡμέρας τοιαῦτα πάσχει.
μετὰ δὲ πύον πτύει, καὶ οἶον² ἔλκεος κροτώνας³
καὶ αὐτὶς βῆξ, καὶ ἐρράγη οὖν τὸ αἶμα, καὶ μετὰ
τὸ πύον παχύτερον πτύει καὶ ὁ πυρετὸς ἰσχυρό-
τερος γίνεται, καὶ τελευτᾷ ἐς πλεύμονα· καὶ
καλέεται ῥηγματίας πλεῦμος.⁴

Ἦν δὲ μετὰ τὸ πρῶτον αἶμα μὴ πτύση πύον,
παυσάμενον χρῆ ταλαιπωρίας καὶ γυμνασιῶν καὶ
ἐπ' ὄχημα μὴ⁵ ἀναβαίνειν, σιτίων ἀπεχόμενον
ἀλμυρῶν καὶ λιπαρῶν καὶ πίωνων καὶ λαχάνων
δριμέων. καὶ ἐπὴν αὐτὸς ἐωυτοῦ δοκέη ἄριστα
τοῦ σώματος ἔχειν, καῦσαι τὰ στήθεα ἐπὶ⁶ τὸ
μετάφρενον ἐν μοίρη ἑκάτερον· καὶ ἐπὴν τὰ ἔλκεα

¹ Potter: ἔσται Θ: ἐς τε Μ.

² Θ: οἶα Μ.

³ κρότυνας

Vander Linden: κρότυνας ΘΜ.

⁴ Θ: πλεύμονος Μ.

⁵ μὴ

om. Μ.

⁶ Θ: κατὰ Μ.

DISEASES II

savory. Let him take walks: have him begin at dawn, in the fasting state, and walk against a grade; then let him sprinkle herbs over wine mixed with water, and drink it; from then on, have him eat the foods mentioned.

53. If the bronchial tube is injured, the patient coughs up blood, his throat becomes full of blood without his noticing it, and he casts up clots. Sharp pain extends from his chest to his back, his sputum is sticky and copious, his throat is dry, fever and chills come on, and his throat makes a rough noise as if there were fat in it. The patient suffers these things for fifteen days. After that he expectorates pus and material like the fragments of an ulcer; once again there is coughing, blood breaks out, and after that the pus coughed up is thicker; the fever becomes more violent, and finally the disease enters the lung; this is called "pneumonia with tears".

If after the first blood the patient does not expectorate pus, he must cease from exertions, exercises and riding in a wagon, and refrain from foods that are salty, rich or fat, and from sharp vegetables. When his body seems to be spontaneously in optimal condition, cauterize the chest at the back on each side in equal proportions. When he

ὑγιῆς γένηται, ἐνιαυτὸν ἀπεχέσθω θωρηξίων, καὶ μὴ ὑπερπιμπλάσθω,¹ μηδὲ τῆσι χερσὶ ταλαιπωρέειν, μηδ' ἐπ' ὄχημα ἀναβαίνειν ἀλλὰ παχύνειν αὐτὸν ὡς μάλιστα τὸ σῶμα.

54. Ἐπὴν ἀρτηρία² σπασθῆ τοῦ πλεύμονος, τὸ πτύσμα λευκὸν πτύει, ἐνίοτε δὲ αἱματώδεα ἀφρονέει καὶ πυρετὸς ἴσχει, καὶ ὀδύνη τὸ στήθος καὶ τὸ μετάφρενον καὶ τὸ πλευρόν· καὶ ἦν στραφῆ, βήσεται καὶ πτάρνυται. τοῦτον ἦ ἂν ἡ³ ὀδύνη ἔχῃ, χλιάσματα προστιθέναι, καὶ διδόναι προρυφάνειν κενταύριον καὶ δαῦκον καὶ ἐλελίσφακου φύλλα τρίβων,⁴ μέλι καὶ ὄξος ἐπιχέων καὶ ὕδωρ, διδόναι καταρρυφάνειν καὶ πτισάνης χυλὸν προρυφανέτω, καὶ ἐπιπινέτω οἶνον ὑδαρέα. ἐπὴν δὲ τῆς ὀδύνης παύσηται, ἐλελίσφακον κόψας καὶ⁵ σήσας, καὶ ὑπερικὸν καὶ ἐρύσιμον λειῶν καὶ ἄλφιτον, ἴσον ἐκάστου, ταῦτ' ἐπιβαλὼν ἐπ' οἶνον | κεκρημένον, διδόναι πίνειν νήστι καὶ ἦν μὴ νήστις ἦ, διδόναι δὲ ρυφάνειν ἔτνος ἀναλτον. ἦν δὲ θάλπος ἦ, σιτίοισι διαχρῆσθαι ὡς μαλθακωτάτοισιν, ἀνάλτοισι καὶ ἀκνίσοις, ἐπὴν ἤδη ἐπεικῶς ἔχῃ τὸ σῶμα καὶ τὸ στήθος καὶ τὸν νῶτον.

Ἦν δ' ἀμφοτέρα σπασθῶσι, βῆξ ἴσχει, καὶ τὸ σίαλον βλέπεται παχὺ λευκόν, καὶ ὀδύνη ὀξέη

¹ Θ: -σθαι M. ² Potter: ἄρθρα ΘM: ἄσπρα Vander Linden (cf. Galen XIX.82). ³ ἡ om. M. ⁴ M adds καὶ.

⁵ καὶ om. M.

DISEASES II

recovers from the burns, have him refrain from drunkenness, overfullness, exertions with the arms, and riding in a wagon for a year; make his body as fat as possible.

54. When the bronchial tube of a lung is torn, the patient expectorates white or sometimes bloody sputum; he behaves irrationally, and there is fever, and pain in his chest, back and side; if he turns himself, he coughs and sneezes. Apply fomentations to this patient wherever there is pain, after first giving him the following gruel to drink: grind centaury, dauke, and salvia leaves, add honey, vinegar and water, and give this to the patient to swallow; you can also have him first drink barley-water gruel, and afterwards dilute wine. When the pain goes away, pound and sieve salvia together with hypericum, fine hedge-mustard, and meal—an equal amount of each—sprinkle this over wine mixed with water, and give it to the fasting patient to drink; if he is not in the fasting state, give him thick unsalted soup to drink. If the weather is warm, employ very soft unsalted foods without savoury odours, once the body, chest and back are in a relatively good state.

If the bronchial tubes are torn on both sides, there is coughing, the sputum looks thick and white, and sharp pain occupies the chest, the area

ΠΕΡΙ ΝΟΥΣΩΝ Β

ἴσχει ἐς τὸ στήθος καὶ ὑπὸ τὰς ὠμοπλάτας καὶ τὸ πλευρόν. καῦμα ἔχει, καὶ καταπίμπλαται φώδων, καὶ ξυσμὴ ἔχει, καὶ οὐκ ἀνέχεται οὔτε καθήμενος οὔτε κείμενος οὔτε ἐστηκώς, ἀλλὰ δυσθετέει.¹ οὗτος τεταρταῖος μάλιστα ἀποθνήσκει ἢν δὲ ταύτας ὑπερφύγη, ἐλπίδες μὲν οὖν² πολλαὶ κινδυνεύει δὲ καὶ ἐν τῆσιν ἑπτὰ ἢν δὲ καὶ ταύτας διαφύγη, ὑγιάζεται. τοῦτον, ὅταν οὕτως ἔχη, λούειν πολλῶ θερμῶ δις τῆς ἡμέρης, καὶ ὅταν ἢ ὀδύνη ἔχη, χλιάσματα προστιθέναι καὶ πίνειν³ διδόναι μέλι καὶ ὄξος, ρυφάνειν καὶ χυλὸν πτισάνης, καὶ ἐπιπίνειν οἶνον λευκὸν οἰνώδεα. ἢν δὲ πρὸς τὸ λουτρόν καὶ τὰ χλιάσματα πονέη καὶ μὴ ἀνέχεται, προσφέρειν αὐτῷ ψυχρὰ⁴ ράκεα ἡμιτυβίου, βάπτων ἐς ὕδωρ ἐπὶ τὰ στήθεα ἐπιτιθέναι καὶ ἐπὶ τὸν νῶτον, καὶ πίνειν διδόναι κηρίον ἐν ὕδατι ἀποβρέχων ὡς ψυχρότατον, καὶ τὸν χυλὸν ψυχρὸν καὶ ὕδωρ ἐπιπίνειν, καὶ κεῖσθαι πρὸς τὸ ψῦχος. ταῦτα ποιέειν ἢ δὲ νοῦσος θανατώδης.

55. Ἦν ἐρυσίπελας ἐν πλεύμονι γένηται, βῆξ ἔχει, καὶ τὸ σίαλον ἀποπτύει πολὺ καὶ ὑγρόν, οἶον ἀπὸ βρόγχου ἔστι δὲ οὐχ αἱματώδες, καὶ ὀδύνη ἔχει τὸ μετάφρενον καὶ τοὺς κενεῶνας καὶ τὰς λαπάρας, καὶ τὰ σπλάγχνα μύζει καὶ ἐμέει λάπ-

¹ Potter (cf. ch. 67): δυσθετέει ΘΜ.

² Potter (cf. ch. 58):

οὐ ΘΜ.

³ M adds δὲ.

⁴ ψυχρὰ om. M.

DISEASES II

under the shoulder-blade, and the side. Burning heat comes on, the patient is covered with blisters, he itches, and he tolerates neither sitting, nor lying, nor standing, but is greatly distressed. He usually dies on the fourth day; if he survives for that many, there is good hope, although he is still in danger for seven days; if he escapes these too, he recovers. When the case is such, wash the patient in copious hot water twice a day, and when pain is present apply fomentations; give honey and vinegar to drink, barley-water as gruel, and afterwards dilute white wine. If, with the bath and the fomentations, there is such pain that the person cannot stand it, soak linen cloths in cold water, and apply them to the chest and back. To drink give honeycomb well-soaked in the coldest water, and afterwards cold barley-juice and water; let the patient lie exposed to the cold. Do these things; the disease is often mortal.

55. If erysipelas occurs in the lung, there is coughing, and the patient expectorates copious moist sputum like that produced in a sore throat; it is not bloody. Pain occupies his back, flanks and sides, his inward parts rumble, he vomits up scum

πην καὶ οἶον ὄξος, καὶ τοὺς ὀδόντας αἰμωδιᾷ καὶ πυρετὸς καὶ | ρῖγος καὶ δίψα λαμβάνει. καὶ ὅταν τι φάγη, ἐπὶ τοῖσι σπλάγχνοισι μύζει, καὶ ἐρεύγεται ὄξύ, καὶ ἡ κοιλίη τρύζει, καὶ ναρκᾶ τὸ σῶμα. καὶ ὅταν ἐμέση, δοκέει ῥάων εἶναι ὅταν δὲ μὴ ἐμέση, ἀπιούσης τῆς ἡμέρης, στρόφος καὶ ὀδύνη ἐγγίνεται ἐν τῇ γαστρὶ, καὶ ὁ¹ ἀπόπατος ὑγρὸς γενόμενος διεχώρησεν. ἡ δὲ νοῦσος μάλιστα γίνεται ἐκ θωρηξίων καὶ ἐκ κρηφαγίων καὶ ἐξ ὕδατος μεταβολῆς ἴσχει δὲ καὶ ἄλλως.

Τοῦτον φάρμακον πιπίσκειν κάτω, καὶ μεταπιπίσκειν γάλα ὄνου, ἢν μὴ σπληνώδης ἢ φύσει ἢν δὲ σπληνώδης ἢ, μὴ καθαίρειν μήτε χυλῶ² μήτε γάλακτι μήτε ὀρῶ, ἀλλ' ὅ τι ὀλίγον ἐσελθὸν πολὺ ἐξάξει. ὑποκλύζειν δὲ τὰς κοιλίας, καὶ βαλάνους προστιθέναι, ἢν μὴ ἡ κοιλίη ὑπάγη,³ ἐν πάσῃσι τῆσι νοῦσοισι. καὶ ψυχρολουτέειν ἐν ταύτῃ τῇ νοῦσῳ, καὶ γυμνάζεσθαι, ὅταν οἱ πυρετοὶ ἀνώσι καὶ δοκέῃ ἐπιεικῶς ἔχειν τοῦ σώματος. καὶ τοῦ ἥρος καὶ τοῦ μετοπώρου ἔμετόν οἱ ποιέειν⁴ σκορόδων δὲ κεφαλᾶς καὶ ὀριγάνου δραχμίδα ὄσσην τρισὶ⁵ δακτύλοισι περιλαβεῖν, ἐψέειν ἐπιχέαντα δύο κοτύλας οἴνου γλυκέος καὶ κοτύλην ὄξους ὡς ὄξυτάτου καὶ μέλιτος ὅσον τεταρτη-

¹ ὁ om. M.² Θ: -οῖσι M.³ Θ: ὑποχωρή M.⁴ οἱ ποιέειν Θ: ἐπιποιέειν M.⁵ Littre, following Mack's incorrect collation of Θ: τοῖσι ΘM.

DISEASES II

and material like vinegar, and his teeth are set on edge; fever, chills and thirst are present. When the patient eats anything, he rumbles in his inward parts and suffers from oxyrygmia, his cavity sends up fluid, and his body becomes numb. When he has vomited, he seems to be better, but when he does not vomit, as the day wanes he suffers colic and pain in his belly, and he passes watery stools. In most cases, this disease arises from drunkenness, from eating meat, or from a change of water; it can also occur in other circumstances.

Have this patient drink a medication that acts downwards, and afterwards ass's milk, unless he has a splenic diathesis; if he has a splenic diathesis, do not clean him with juices, milk or whey, but with a medication that, entering in a small amount, will draw much out. (Apply enemas and suppositories in all diseases, if the cavity does not come down.) Also, bathe the patient in cold water, in this disease, and have him do exercises, when he is without fever and his body seems to be in fairly good condition. In spring and fall induce vomiting: boil garlic heads and a pinch (the amount you take with three fingers) of marjoram; pour in two cotylai of sweet wine, one of very acid vinegar, and a

ΠΕΡΙ ΝΟΥΣΩΝ Β

μόριον, ἐψεῖν δ' ἔστ' ἂν¹ ἡ τρίτη μοῖρα λειφθῆ, καὶ ἔπειτα γυμνάσας τὸν ἄνθρωπον καὶ λούσας ὕδατι χλιαρῷ πῖσαι θερμόν² καὶ ἐπιπιπίσκειν³ φάκιον, μέλι καὶ ὄξος συμμίσγων, ἔστ' ἂν ἐμπλησθῆ. ἔπειτα ἐμείτω, καὶ τὴν ἡμέρην ταύτην πῖων ἄλφιτον καὶ ὕδωρ ἐκνηστευέτω ἐς ἑσπέρην δὲ τεῦτλα φαγέτω καὶ μάζης μικρόν, καὶ πινέτω οἶνον ὕδαρέα. ἀνὰ δὲ τὸν ἄλλον χρόνον ἐμείτω τοῖσι φακίοισι καὶ ἀπὸ σιτίων.

88 Καὶ ἦν ἀφίστηται ἡ ὀδύνη ὑπὸ τὰς ὠμοπλάτας, σικύην προσβάλλειν, καὶ τὰς φλέβας ἀποτύψαι τὰς ἐν τῆσι χερσί· σιτίοισι δὲ χρήσθω⁴ ἀνάλτοισι καὶ μὴ λιπαροῖσι μηδὲ πίοσι· δριμέα δὲ καὶ ὀξέα ἐσθιέτω καὶ ψυχρὰ πάντα, καὶ περιπάτοισι χρήσθω. ταῦτα ποιέων ἄριστ' ἂν διαιτῶτο, καὶ διὰ πλείστου χρόνου ἡ νοῦσος γίνοιτο· ἔστι δὲ οὐ θανατώδης, ἀλλ' ἀπογηράσκοντας ἀπολείπει. εἰ δὲ βούλοιο νεώτερον ὄντα θᾶσσον ἀπαλλάξαι τῆς νούσου, καθήρας αὐτόν, καῦσαι τὰ στήθεα καὶ τὸ μετάφρενον.

56. Νωτιάς· ῥίγος καὶ πυρετὸς καὶ βῆξ καὶ δύσπνοια λαμβάνει, καὶ τὸ σίαλον πτύει χλωρόν, ἔστι δ' ὅτε ὕφαιμον· καὶ πονέει μάλιστα τὸ μετάφρενον καὶ τοὺς βουβῶνας, καὶ ἡμέρην τρίτην ἢ τετάρτην οὐρέει αἱματῶδες. καὶ ἀποθνήσκει

¹ δ' ἔστ' ἂν Θ: δὲ ὅταν Μ. ² Μ: -μῶ Θ. ³ Jouanna (p. 196): ἐπιπίσκειν Θ: πιπίσκειν Μ. ⁴ Θ: -σθαι Μ.

DISEASES II

quarter cotyle of honey; boil until one third is left; then have the person do exercises, wash him in warm water, and have him drink the potion warm; afterwards have him drink a decoction of lentils, to which have been added honey and vinegar, until he is full; then let him vomit, and during that day eat nothing, but drink meal and water. Towards evening, let him eat beets and a little barley-cake, and drink dilute wine. From then on, have him vomit with lentil decoctions and by means of foods.

If the pain withdraws beneath the shoulder-blades, apply a cupping instrument, and incise the vessels of the arms. Have the patient eat foods that are not salty, rich or fat, and eat everything that is sharp, acid and cold; let him take walks. In doing these things, he will be following the best regimen, and the disease will stretch out over a long period of time; it is not mortal, but leaves people only when they grow old. Should you wish to relieve someone younger of the disease more quickly, clean him out, and cauterize his chest and back.

56. Disease of the back: there are chills, fever, coughing, and difficulty in breathing; the patient expectorates yellow-green sputum sometimes charged with blood; he suffers pains mainly in his back and groins, and on the third or fourth day he passes bloody urine. He dies on the seventh day;

ἐβδομαῖος· ἐπὴν δὲ τὰς τεσσαρεσκαίδεκα ὑπερφύγη, ὑγιῆς γίνεται· ἐκφυγγάνει δ' οὐ μάλα.

Τούτω διδόναι μελίκρητον ἀναζέσας ἐν καινῇ χύτρῃ, ψύχων, σελίνου φλοιὸν ἀποτέγγων ἢ μαράθου τοῦτο διδόναι πίνειν, καὶ πτισάνης χυλὸν δις τῆς ἡμέρης, καὶ ἐπιπίνειν οἶνον λευκὸν ὕδαρέα. ἢ δ' ἂν ἢ ὀδύνη προσίστηται, καὶ² χλιαίνειν θερμῶ καὶ λούειν, ἢν μὴ ὁ πυρετὸς πολὺς ἔχη. ἐπὴν δὲ³ τεσσαρεσκαίδεκα ἡμέραι παρέλθωσιν, ἀριστίζεσθαι μὲν τὸν κέγχρον, ἐς ἑσπέρην δὲ κρέας⁴ σκυλακίου ἢ ὀρνίθεια ἐφθὰ ἔσθιειν, καὶ τοῦ ζωμοῦ ρυφάνειν· σιτίοισι δὲ ὡς ἐλαχίστοισι χρῆσθαι τὰς πρώτας ἡμέρας.

57. Ἐπὴν φῦμα ἢ⁵ ἐν τῷ πλεύμονι, βῆξ ἔχει καὶ ὀρθοπνοίη καὶ ὀδύνη ἐς τὸ στῆθος ὀξέη καὶ ἐς τὰ πλευρά, καὶ ἐς τὰς⁶ μὲν τεσσαρεσκαίδεκα ἡμέρας⁷ τοῖσι γὰρ πλείστοισι τοσαύτας ἡμέρας μάλιστα φλεγμαίνει τὸ φῦμα, καὶ τὴν κεφαλὴν δὲ ἀλγέει καὶ τὰ βλέφαρα, καὶ ὄραν οὐ δύναται, καὶ τὸ σῶμα ὑπόπυρρον γίνεται καὶ φλεβῶν ἐμπύμπλαται.

Τοῦτον⁸ λούειν πολλῶ θερμῶ, καὶ μελίκρητον διδόναι πίνειν ὕδαρές, καὶ τῆς πτισάνης τὸν χυλὸν ρυφάνειν, καὶ οἶνον ὕδαρέα ἐπιπίνειν. ἢν

¹ δ' ἂν ἢ Θ: ἂν Μ.

² καὶ om. Μ.

³ Μ adds αἰ.

⁴ Θ: κρέα Μ.

⁵ ἢ Θ: φυῆ Μ.

⁶ Potter: ἔσται Θ: ἔστε Μ.

⁷ Μ adds πάσχει.

⁸ Μ: -το Θ.

DISEASES II

when he survives for fourteen days, he recovers. Escape is not common.

Give the patient melicrat: boil it up in a new pot, cool, and soak celery or fennel bark in it; give this to drink, and also barley-water twice daily; afterwards have the patient drink dilute white wine. Wherever there is pain apply fomentations, and wash with hot water, unless great fever is present. After fourteen days, let the patient breakfast on millet, and towards evening eat boiled meat of puppy or fowl, and drink the sauce; on the first days let him have as little food as possible.

57. When a tubercle forms in the lung, coughing, orthopnoea, and sharp pains in the chest and sides are present for fourteen days; for in the majority of patients the tubercle is most swollen for that many days. The patient has pain in his head and eyelids, he cannot see, and his body becomes reddish and covered with vessels.

Wash this patient in copious hot water, and give him dilute melicrat to drink, barley-water gruel, and afterwards dilute wine. If the pain presses,

δ' ἢ ὀδύνη πιέζει, χλιαίνειν ἐπὴν δὲ παύσῃται, σιτίοισιν ὡς μαλθακωτάτοισι χρῆσθαι. ἦν δ' ἀπηλλαγμένον τῆς νούσου δυσπνοίη λαμβάνη, | ἐπὴν πρὸς ὀρθὸν χωρίον ἴη ἢ σπεύσῃ τι ἄλλως, φάρμακον διδόναι, ὑφ' οὗ ἢ κοιλίη ἢ κάτω μὴ κινήσεται. καὶ ἦν ἅμα τῷ πτύσματι¹ πύον ἔπῃται, ἦν μέντοι² τὸ πύον ἢ λευκὸν καὶ ἴνες ἐν αὐτῷ ὕφαιμοι ἔωσιν, ἐκφυγγάνει ἦν δὲ πελιδνὸν καὶ χλωρὸν καὶ κάκοδμον, ἀποθνήσκει. καθαίρονται δ' ἐν τεσσαράκοντα ἡμέρησιν ἀφ' ἧς ἂν ῥαγῇ, πολλοῖσι δὲ καὶ ἐνιαυσίῃ γίνεται ἢ νοῦσος· ποιέειν δὲ χρῆ τοῦτον ἄπερ τὸν ἔμπυον. ἦν δὲ μὴ ῥαγῇ, ἐνίοισι γὰρ τῷ χρόνῳ ἀφίσταται ἐς³ τὸ πλευρὸν καὶ ἐξοδίσκεται τοῦτον χρῆ, ἦν τοιοῦτο γένηται, τάμνειν ἢ καῦσαι.

58. Ἦν πλησθῆ ὁ πλεύμων, βῆξ ἴσχει καὶ ὀρθοπνοίη καὶ ἄσθμα, καὶ τὴν γλῶσσαν ἐκβάλλει, καὶ πίμπραται⁴ καὶ ὀδύνη ὀξέη ἴσχει ἐς τὸ στῆθος καὶ ὑπὸ τὰς ὠμοπλάτας, καὶ καταπίμπραται φώδων καὶ ψυγμὸς⁵ ἔχει καὶ οὐκ ἀνέχεται οὔτε καθήμενος οὔτ' ἀνακείμενος οὔθ' ἑστηκώς, ἀλλὰ δυσθετεῖ.⁶ οὔτος τεταρταῖος μάλιστα ἀποθνήσκει ἦν δὲ ταύτας ὑπερφύγη, ἐλπίδες ὡς τὰ πολλὰ· κινδυνεύει δὲ καὶ ἐν τῆσιν ἐπτά· ἦν δὲ καὶ ταύτας ὑπερφύγη, ὑγιάζεται.

¹ Potter: ἐρέσματι ΘΜ. ² Θ: μὲν Μ. ³ Ermerins: ὡς ΘΜ.

⁴ Θ: πίμπραται Μ. ⁵ Θ: ἐνομὸς Μ. ⁶ Potter: δυσθετεῖ ΘΜ.

DISEASES II

foment him; when it stops, give very soft foods. If a patient that has been relieved of the disease experiences difficulty in breathing when he walks against rising ground, or exerts himself in any other way, give him a medication that does not set the lower cavity in motion. If together with the sputum there follows pus, and if the pus is white and contains bloody streaks, the patient escapes; but if the pus is livid, yellow-green and evil-smelling, he dies. Patients are cleaned in forty days from when the pus breaks out, and in many cases the disease lasts for a year; you must handle this patient the same as one with internal suppuration. If the pus does not break out—for in some patients after a time the pus migrates to the side and a swelling arises—you must, if this happens, incise or cauterize.

58. If the lung fills up, there are coughing, orthopnoea and panting, the patient protrudes his tongue, and he burns with fever; sharp pains occupy his chest and the region under his shoulder-blades, he is covered with blisters, and he becomes cold; he can tolerate neither sitting, nor lying, nor standing, but is greatly distressed. The patient usually dies on the fourth day; if he survives for that many, there is good hope, although he does remain in danger for seven days; if he escapes these, too, he recovers.

Τοῦτον ὅταν οὕτως ἔχῃ, λούειν¹ θερμῶ δις τῆς ἡμέρης, καὶ ὅταν ἡ² ὀδύνη ἔχῃ, χλιάσματα προστιθέναι, καὶ πίνειν διδόναι μέλι καὶ ὄξος ἐφθόν, καὶ ρυφάνειν χυλὸν πτισάνης καὶ ἐπιπίνειν οἶνον. ἦν δὲ πρὸς τὸ λουτρὸν καὶ τὰ χλιάσματα πονέη καὶ μὴ ἀνέχεται, προσφέρειν αὐτῷ ψύγματα,³ καὶ πίνειν διδόναι κηρίον ἐν ὕδατι ἀποβρέχων ὡς ψυχρότατον, καὶ κεῖσθαι πρὸς τὸ ψῦχος. ταῦτα ποιέειν ἢ δὲ νοῦσος χαλεπὴ καὶ θανατώδης.

92

59. Ἦν ὁ πλεύμων πρὸς τὸ πλευρὸν προσπέση, βῆξ ἴσχει καὶ ὀρθοπνοίη, καὶ τὸ⁴ σίαλον βῆσεται λευκόν, καὶ ὀδύνη τὸ στήθος καὶ τὸ μετὰφρενον ἴσχει, καὶ ὠθέει προσκείμενος. καὶ δοκέει τι ἐγκεῖσθαι βαρὺ ἐν τοῖσι στήθεσι, καὶ κεντέουσιν ὀδύνη ὀξεία, καὶ τρίζει [τὸ δέρμα]⁵ οἷον μάσθλης, καὶ τὴν πνοὴν ἐπέχει. καὶ ἐπὶ μὲν τὸ πονέον ἀνέχεται ἀνακείμενος,⁶ ἐπὶ δὲ τὸ ὑγιὲς οὐ, ἀλλὰ δοκέει τι αὐτῷ οἷον ἐκκρέμασθαι βαρὺ ἐκ τοῦ πλευροῦ, καὶ διαπνεῖν δοκέει ἐκ⁷ τοῦ στήθεος.

Τοῦτον λούειν πολλῶ θερμῶ δις τῆς ἡμέρης, καὶ μελίκρητον πιπίσκειν καὶ ἐκ τοῦ λουτροῦ, οἶνον λευκὸν κεραυνὺς καὶ μέλι ὀλίγον, καὶ δαύκου καρπὸν τρίψας καὶ τῆς κενταυρίας, διεῖς τούτοισι, διδόναι χλιαρὸν καταρρυφάνειν, καὶ προστιθέναι

¹ M adds πολλῶ καὶ. ² ἡ om. M. ³ Θ: ψύγμα M.

⁴ τὸ om. M. ⁵ τὸ δέρμα (Θ) del. Littré: τὸ αἷμα M.

⁶ Θ: κατα- M. ⁷ Θ: διὰ M.

DISEASES II

When the case is such, wash this patient in hot water twice a day, and when pain is present apply fomentations; give him boiled honey and vinegar to drink, and have him take barley-water gruel, and after that wine. If, with the bath and the fomentations, the pain continues and the patient cannot stand it, apply cold compresses to the body, and give honeycomb steeped in very cold water to drink; also, have him lie exposed to the cold. Do these things: the disease is severe and often mortal.

59. If a lung falls against the side, there are expectoration and orthopnoea, white sputum is coughed up, pain occupies the chest and back, and the lung, lying against the side, exerts pressure. There seems to be something heavy lying inside the chest, sharp pains stab, a sound like leather is heard, and the breath is hindered. This patient will tolerate lying on his diseased side, but not on the healthy one, since then something heavy seems to hang down from the diseased side, and he seems to be breathing out of his chest.

Wash this patient in copious hot water twice a day, and have him drink melicrat; after his bath, mix white wine and a little honey, grind dauke and centaury seed, dissolve them in water, and have the patient drink this warm as a gruel. Pour warm

πρὸς τὸ πλευρὸν ἐς ἀσκίον ἢ ἐς βοείην κύστιν ὕδωρ χλιαρὸν ἐγχείων, καὶ ταινίῃ συνδεῖν τὰ στήθεα. καὶ κεῖσθαι ἐπὶ τὸ ὑγιές. καὶ τὸν χυλὸν διδόναι τῆς πτισάνης χλιαρὸν, καὶ ἐπιπίνειν οἶνον ὕδαρέα.

Ἦν δὲ ἐκ τρώματος τοῦτο γένηται ἢ τμηθέντι ἐμπύω, γίνεται γάρ, τούτῳ κύστιν¹ πρὸς σύριγγα προσδήσας, ἐμπιμπλάναι τῆς φύσης καὶ ἐσιέναι ἔσω καὶ μοτὸν στερεὸν κασσιτέρινον ἐντιθέναι, καὶ ἀπωθέειν πρόσω. οὕτω διαιτῶν τυγχάνοις ἂν μάλιστα.

94 60. Ἐπὴν ἐν πλευρῷ φῦμα φυῆ,² βῆξ ἔχει σκληρὴ καὶ ὀδύνη καὶ πυρετός· καὶ ἔγκειται βαρὺ ἐν τῷ πλευρῷ, καὶ ὀδύνη ὀξέη ἐς τὸ αὐτὸ αἰεὶ χωρίον λαμβάνει. καὶ δίψα ἰσχυρὴ, καὶ ἀπερεύγεται τὸ πῶμα θερμόν· καὶ ἐπὶ μὲν τὸ ἀλγέον οὐκ ἀνέχεται κατακείμενος, ἐπὶ δὲ τὸ ὑγιές· ἀλλ' ἐπὴν κατακλίνῃ, δοκέει οἶόν | περ λίθος ἐκκρέμασθαι. καὶ ἐξοιδέει, καὶ ἐξερίθει, καὶ οἱ πόδες οἰδέουσι.

Τοῦτον τάμνειν ἢ καίειν ἔπειτ' ἀφιέναι τὸ πύον, ἔστ' ἂν γένηται δεκαταῖος, καὶ μοτοῦν ὠμολίνω. ἐπὴν δὲ γένηται δεκαταῖος, ἐξιεῖς τὸ πύον πᾶν, ἐσιέναι οἶνον καὶ ἔλαιον χλιήνας, ὡς μὴ ἐξαπίνης ξηραυθῆ,³ καὶ μοτοῦν ὀθονίω ἐξιεῖς δὲ τὸ ἐγκεχυμένον, ἐγχεῖν ἕτερον ποιέειν δὲ ταῦτα πέντε ἡμέρας. ἐπὴν δὲ τὸ πύον λεπτόν

¹ M: τοῦτο κύστι Θ.

² Θ: ἦ M.

³ Θ: ἀποξ- M.

DISEASES II

water into a leather skin or cow's bladder, and apply this to the side; bind the chest with a bandage. Have the patient lie on his healthy side, give him warm barley-water to drink, and after that dilute wine.

If this condition has arisen as the result of a wound or from being incised for internal suppuration—for this happens—attach a pipe to a bladder, fill it with air, and place it in the opening; also introduce a solid tin tube, and force it forward.¹ By prescribing this regimen, you will be most successful.

60. When a tubercle forms in the side, harsh coughing, pain and fever are present; a heaviness lies in the side, and sharp pain presses continually in one place; there is a violent thirst, and the patient regurgitates what he drinks hot. He will not tolerate lying on his painful side, but prefers the healthy one; when he lies down, something like a stone seems to hang down from his side. The chest swells and becomes red, and the feet swell up.

Incise or cauterize this patient; then draw off pus until the tenth day, and plug the wound with a tent of raw linen. On the tenth day, draw out all the pus that remains, inject warm wine and oil to prevent the lung from suddenly becoming dry, and plug it with a tent of linen; draw out what was infused, and infuse anew; do this for five days.

¹ J. B. Gardeil (*Oeuvres d'Hippocrate*, Paris, 1855, II. 161 n. 1) notes that the purpose of this procedure is to prevent pleural adhesions.

ἀπορρυῆ οἶον πτισάνης χυλὸς καὶ ὀλίγον, καὶ κολλῶδες¹ ἐν τῇ χειρὶ ψαυόμενον ἦ, κασσιτέρινον μοτὸν ἐντιθέναι, καὶ ἐπὴν παντάπασι ξηραυθῆ, ἀποταμών τε τοῦ μοτοῦ ὀλίγον, αἰεὶ ξυμφύειν τὸ ἔλκος πρὸς τὸν μοτόν.

61. Ἦν ὕδερὸς ἐν τῷ πλεύμονι γένηται, πυρετὸς καὶ βῆξ ἴσχει, καὶ ἀναπνέει ἀθρόον καὶ οἱ πόδες οἰδέουσι, καὶ οἱ ὄνυχες ἔλκονται πάντες, καὶ πάσχει οἷά περ ἔμπυος γενόμενος, βληχρότερον δὲ καὶ πολυχρονιώτερον. καὶ ἦν ἐγγέης ἢ θυμιᾶς ἢ πυριᾶς, οὐχ ὁμαρτέει πύον τούτῳ ἀνγνοίης ὅτι οὐ πύον, ἀλλὰ ὕδωρ ἐστί. καὶ ἦν πολλὸν χρόνον προσέχων τὸ οὖς ἀκουάζη πρὸς τὰ πλευρά, ζέει² ἔσωθεν οἶον ὄξος. καὶ ἕως μέντινος ταῦτα πάσχει ἔπειτα δὲ ῥήγνυται ἐς τὴν κοιλίην καὶ αὐτίκα μὲν δοκέει ὑγιῆς εἶναι καὶ τῆς νούσου ἀπηλλάχθαι. τῷ δὲ χρόνῳ ἡ κοιλίη ἐμπίμπραται, καὶ τὰ τε αὐτὰ κείνα πάσχει καὶ μᾶλλον ἐνιοὶ δὲ καὶ οἰδίσκονται τὴν γαστέρα καὶ τὴν ὄσχην καὶ τὸ πρόσωπον. καὶ ἐνιοὶ δοκέουσιν εἶναι ἀπὸ τῆς κοιλίης τῆς κάτω, ὀρῶντες τὴν γαστέρα μεγάλην καὶ τοὺς πόδας οἰδέοντας· οἰδίσκεται δὲ ταῦτα ἦν ὑπερβάλλης τὸν καιρὸν τῆς τομῆς.

96 Τοῦτον χρή, ἦν μὲν ἀποιδήση ἔξω, ταμόντα διὰ τῶν πλευρῶν ἰᾶσθαι ἦν δὲ μὴ ἀποιδέη, λού-

¹ καὶ κολλῶδες om. M.

² Littre (ebullit Cornarius): ὄξει ΘΜ.

DISEASES II

When the pus flows out thin, like barley-water, and in a small amount, and it is viscous to the touch, insert a tin drainage tube; when the pus has dried up completely, cut off the tube a little at a time, and always unite the wound against the tube.

61. If dropsy arises in the lung, there are fever and coughing, and the patient respire rapidly; his feet swell, all his nails become curved, and he suffers the same things as a person that is suppurating internally, only more mildly and over a longer time. If you administer an infusion, fumigation, or vapour-bath, no pus appears; this is how you can tell that there is not pus, but water. If you apply your ear for a long time and listen to the sides, it seethes inside like vinegar. The patient suffers in the way described for a definite time; then there is a break into the cavity, and he at once appears to have recovered and to be free of the disease. With time, however, his cavity fills up, and he suffers the same things again, and more so; some patients also swell up in the belly, scrotum and face. Some people think that this disease originates from the lower cavity, when they see the belly large and the feet swollen, but, in fact, these parts only swell up if you let the proper time for incision go by.

If the patient swells towards the outside, you must treat him by incising between his ribs; if he does not swell, wash him in copious hot water, sit

σαντα πολλῶ θερμῶ καθίσαι ὡσπερ τοὺς ἐμπύους, καὶ ὄπη ἂν ψοφῆη, ταύτη τάμνειν βούλεσθαι δὲ ὡς κατωτάτω, ὅπως τοι εὐροον ἦ. ἐπὴν δὲ τάμης, μοτοῦν ὠμολίνω, παχὺν καὶ ἔπακρον ποιήσας τὸν μοτόν καὶ ἀφιέναι τοῦ ὕδατος¹ φειδόμενος ὡς ἐλάχιστον.² καὶ ἦν μὲν σοι περὶ³ τῷ μοτῷ πύον περιγένηται πεμπταίω ἔοντι ἢ ἑκταίω,⁴ ὡς τὰ πολλὰ ἐκφυγγάνει ἦν δὲ μὴ περιγένηται, ἐπὴν δ⁵ ἐξεράσης τὸ ὕδωρ, δίψα ἐπιλαμβάνει καὶ βήξ, καὶ ἀποθνήσκει.

62. Ἦν τὸ στῆθος καὶ⁶ τὸ μετάφρενον ῥαγῆ, ὀδύναι ἴσχουσι τὸ στῆθος καὶ τὸ μετάφρενον διαμπερές· καὶ θέρμη ἄλλοτε καὶ ἄλλοτε ἐπιλαμβάνει, καὶ τὸ σιάλον ὕφαιμον βήσσεται, τὸ δ' οἶον θριξ διατρέχει διὰ τοῦ σιάλου αἱματώδης. μάλιστα δὲ ταῦτα πάσχει, ἦν τῆσι χερσί τι πονήσῃ ἢ ἐπ' ἄμαξαν ἐπιβῆ ἢ ἐφ' ἵππον. τοῦτον καίειν καὶ ἔμπροσθεν καὶ ἐξόπισθεν μοίρη ἴση ἑκάτερον, καὶ οὕτως ὑγιῆς γίνεται· ἐπισχεῖν δὲ τῶν πόνων ἐνιαυτόν, καὶ παχῦναι ἐκ τῆς καύσιος.

63. Καυσώδης πυρετὸς ἴσχει καὶ δίψα ἰσχυρή, καὶ ἡ γλῶσσα τρηχέη καὶ μέλαινα καὶ χλωρῆ καὶ ξηρῆ καὶ ἐξέρυθρος ἰσχυρῶς, καὶ οἱ ὀφθαλμοὶ χλωροὶ καὶ ἀποπατέει ἐρυθρόν καὶ χλωρόν, καὶ οὐρέει τοιοῦτο,⁷ καὶ πτύει πολλόν. πολλάκις δὲ καὶ

¹ M: αἵματος Θ. ² Θ: -τα M. ³ Θ: ἐν M. ⁴ ἢ ἑκταίω om. M. ⁵ δ' om. M. ⁶ Θ: ἦ M. ⁷ M: -τον Θ.

DISEASES II

him down like those with internal suppuration, and wherever the sound is heard, incise there; prefer to make the incision as low down as possible, in order to assure freedom of flow. After you have incised, plug the wound with a thick pointed tent of raw linen; draw off the fluid sparingly in very small amounts. If on the fifth or sixth day you find pus around the tent, the patient usually survives; if not, when you have drawn off all the water, thirst and coughing come on, and he dies.

62. If the chest and back develop tears, pains permeate the chest and back through and through; intermittent fever heat supervenes, and sputum charged with blood—that is, with a bloody streak running through it—is coughed up. The patient suffers these things most if he exerts himself with his arms or rides a horse or in a wagon. Cauterize him both anteriorly and posteriorly in equal proportions, and he will recover. After the cautery, the patient must follow a regimen that fattens, and avoid exertions for a year.

63. Ardent fever: there are fever and violent thirst, the tongue is rough, dark, yellow-green, dry, and severely reddened, and the eyes are yellow-green. The patient passes stools that are reddish and yellow-green, urine the same, and he coughs up

μεθίσταται ἐς¹ περιπλευμονίην, καὶ παρακόπτει
τούτῳ ἂν γνοίης ὅτι περιπλευμονίη γίνεται.
οὗτος ἦν μὲν <μῆ>² γένηται περιπλευμονικός, ἦν³
τεσσερεσκαίδεκα ἡμέρας ὑπερφύγη, ὑγιῆς γίνε-
ται ἦν δὲ γένηται, | ἐν ὀκτωκαίδεκα ἡμέρησιν,
ἦν μῆ⁴ ἀκάθαρτος γενόμενος ἔμπυος γένηται.
τοῦτον χρῆ πίνειν τὸ ἀπὸ τοῦ κρίμνου, καὶ μετα-
πίνειν ὄξος ὡς εὐωδέστατον λευκόν. καὶ ρυφά-
νειν τὸν χυλὸν τῆς πτισάνης δις τῆς ἡμέρης. ἦν
δ' ἀσθενῆς ἦ, τρίς καὶ ἐπιπίνειν οἶνον οἰνώδεα,
λευκόν, ὑδαρέα καὶ λούειν ὡς ἐλαχίστω.⁵ ἦν δ'
ἔμπυος γένηται, διαιτᾶν ὡς ἔμπυον.

64. Λυγγώδης πυρετὸς ἴσχει σπερχνός, καὶ
ῥίγος, καὶ βήξ, καὶ λύγξ, καὶ βήσσει ἅμα τῷ σιά-
λῳ θρόμβους αἵματος. καὶ ἑβδομαῖος ἀποθνήσκει
ἦν⁶ δέκα ἡμέρας ὑπερφύγη, ῥάων γίνεται,
εἰκοστῇ δ' ἡμέρᾳ ἐμπυῖσκεται. καὶ βήσσει τὰς
πρώτας ἡμέρας πύον ὀλίγον, ἔπειτα ἐπὶ πλέον
καθαίρεται δ' ἐν τεσσεράκοντα ἡμέρησι.

Τοῦτον τὰς μὲν πρώτας ἡμέρας πιπίσκειν τὸ
ὄξος καὶ τὸ μέλι ἐφθόν, καὶ μεταμίσγειν ὄξος καὶ
ὔδωρ ὑδαρὲς ποιέων ρυφάνειν δὲ χυλὸν πτισάνης
μέλι ὀλίγον παραμίσγων, καὶ οἶνον ἐπιπίνειν λευ-
κὸν οἰνώδεα. ἐπὴν δὲ αἰ⁷ δέκα ἡμέραι παρέλθω-
σιν, ἦν τὸ πῦρ παύσεται καὶ τὸ πτύαλον καθαρὸν

¹ Θ: ὡς M.² Jouanna (p. 274).³ Θ: καὶ M.⁴ M: μὲν Θ.⁵ Θ: -τα M.⁶ M adds δε.⁷ αἰ om. M.

DISEASES II

copious sputum. Often the disease changes into pneumonia, and produces derangement—it is by this latter that you can tell it has become pneumonia. If this patient does not become pneumonic, and he survives for fourteen days, he recovers; if he becomes pneumonic, he recovers in eighteen days, unless he becomes unclean and suppurates internally. You must have him drink water made from groats, and afterwards white vinegar of the most fragrant kind. Let him drink barley-water gruel twice a day—if he is weak, three times—and after that dilute strong white wine. Wash him with a very little water. If he suppurates internally, prescribe the regimen for that condition.

64. Disease with hiccups: there are pressing fever, chills, coughing and hiccups, and the patient coughs up clots of blood with his sputum. On the seventh day, he dies; if he survives for ten days, he is better, but on the twentieth day he suppurates internally. On the first days he coughs up little pus, later somewhat more; he is cleaned in forty days.

On the first days have this patient drink vinegar and boiled honey, mixing the vinegar with water so that it is dilute; as gruel have him drink barley-water, to which a little honey has been added, and afterwards strong white wine. After ten days, if the fever heat goes away and the sputum becomes

ἦ, τὴν πτισάνην ὅλην ῥυφανέτω ἢ τὸν κέγχρον. ἦν δ' εἰκοσταῖος τὸ πύον πτύση, πινέτω, κόψας καὶ σήσας τὸν ἐλελίσφακον καὶ πήγανον καὶ θύμβρην καὶ ὀρίγανον καὶ ὑπερικόν, ἴσον ἐκάστου ξυμμίσγων, ὅσον σκαφίδα σμικρὴν ξυμπάντων, καὶ ἀλφίτων τὸ αὐτό, ἐπ' οἴνω γλυκεῖ κεκρημένω, νῆστι πίνειν. καὶ ῥυφανέτω ἦν χειμῶν ἦ ἢ μετόπωρον ἢ ἔαρ ἦν δὲ θέρος ἦ, μὴ ἀλλ' ἀμυγδάλια τρίβων καὶ σικύου σπέρμα πεφωγμένον καὶ σήσαμον ἴσον ἐκάστου, σύμπαν δὲ ὅσον σκαφίδα, ἐπιχέας ὕδατος ὅσον κοτύλην Αἰγιναίαν, ἄλητον ἐπιπάσσων καὶ κηρίον, τοῦτο ῥυφανέτω μετὰ τὸ πῶμα. σιτίοισι δὲ χρήσθω λιπαροῖσι καὶ ἀλμυροῖσι καὶ θαλασσοίοισι μᾶλλον ἢ κρέασι καὶ λούσθω θερμῶ, τὴν δὲ¹ κεφαλὴν ὡς ἐλάχιστα. ταῦτα ποιεῶν ἀπαλλάσσεται τῆς νούσου.

- 100 65. Λήθαργος βῆξ ἴσχει, καὶ τὸ σίαλον πτύει πολὺ καὶ ὑγρὸν καὶ φλυηρεῖ, καὶ ὅταν παύσῃται φλυηρέων, εὔδει καὶ ἀποπατέει κάκοδομον. τοῦτον πιπίσκει τὸ ἀπὸ τοῦ κρίνου, καὶ μεταπιπίσκειν οἶνον οἰνώδεα λευκόν, καὶ ῥυφάνει τὸν χυλὸν τῆς πτισάνης· ξυμμίσγειν δὲ σίδης χυλόν, καὶ οἶνον ἐπιπίνειν λευκὸν οἰνώδεα· καὶ μὴ λούειν. οὗτος ἐν ἑπτὰ ἡμέρησιν ἀποθνήσκει ἦν δὲ ταύτας ὑπεκφύγη,² ὑγιῆς γίνεται.

¹ δὲ om. M.

² Θ: ὑπερφύγη M.

DISEASES II

clean, let him take as gruel whole barley or millet. If on the twentieth day he expectorates pus, have him drink the following: pound and sieve salvia, rue, savory, marjoram and hypericum—an equal amount of each, of all together as much as a small bowl—and mix these together with an equal amount of meal; have him drink this, in the fasting state, in sweet wine mixed with water. Let him take this as gruel in winter, fall or spring, but not in summer; in summer grind small almonds, toasted cucumber seeds, and sesame—an equal amount of each, all together a bowl—add an Aeginetan cotyle of water, sprinkle on flour and honeycomb, and let him take this as gruel after the potion of vinegar and boiled honey. Have the patient eat foods that are rich and salty, sea-foods more than meats; let him wash in hot water, but his head as little as possible. If he does these things, he is relieved of the disease.

65. Lethargy: the patient coughs up copious moist sputum; he talks nonsense, and, when he stops talking nonsense, he falls asleep; he passes ill-smelling stools. Have this patient drink water made from groats, and afterwards strong white wine; let him drink as gruel barley-water to which pomegranate juice has been added, and after that strong white wine. Do not wash him. This patient dies in seven days; if he survives for that many, he recovers.

66. Λυαντή¹ οὐκ ἀνέχεται ἄσιτος οὐδὲ βεβρωκῶς· ἀλλὰ ὅταν μὲν ἄσιτος ᾖ, τὰ σπλάγχνα μύζει, καὶ καρδιώσσει, καὶ ἐμέει ἄλλοτε ἄλλοῖα, καὶ χολὴν καὶ σίαλα καὶ λάππην καὶ δριμύ· καὶ ἐπὴν ἐμέση, ῥάων δοκέει εἶναι ἐπ' ὀλίγον. ἐπὴν δὲ φάγη, ἐρυγμαῖ τε² καὶ φλογιαῖ, καὶ ἀποπατήσσειν αἰεὶ οἶεται πολὺ ἐπὴν δὲ καθίζηται, φῦσα ὑποχωρεεί. καὶ τὴν κεφαλὴν ὀδύνη ἔχει, καὶ τὸ σῶμα πᾶν ὡσπερ ῥαφίς κεντέειν δοκέει ἄλλοτε ἄλλῃ, καὶ τὰ σκέλεα βαρέα καὶ ἀσθενέα, καὶ μινύθει καὶ ἀσθενὴς γίνεται.

Τοῦτον φάρμακα³ πιπίσκειν, πρῶτον μὲν κάτω, ἔπειτα ἄνω καὶ τὴν κεφαλὴν καθαίρειν, καὶ σιτίων ἀπέχεσθαι γλυκέων καὶ ἐλαιηρῶν καὶ πιόνων, καὶ θωρηξίων. ἐμέειν δὲ⁴ τοῖσι χυλοῖσι καὶ ἀπὸ σιτίων, καὶ τὴν ὥρην ὄνου γάλα ἢ ὄρον πιπίσκων, φάρμακον προσπίσαι, ὁποτέρου ἂν⁵ σοι δοκέη μᾶλλον δεῖσθαι. ψυχρολουτέειν δὲ⁶ τὸ θέρος καὶ τὸ ἔαρ, τὸ φθινόπωρον δὲ καὶ τὸν χειμῶνα ἀλείμματι χρῆσθαι, καὶ περιπατέειν, καὶ γυμνάζεσθαι ὀλίγα· ἢν δ' ἀσθενέστερος ᾖ ὥστε γυμνάζεσθαι, ὁδοιπορίῃ χρῆσθαι, καὶ σιτίοισι ψυχροῖσι |
102 καὶ διαχωρητικοῖσι χρήσθω καὶ ἢν ἡ γαστήρ μὴ ὑποχωρῆ, ὑποκλύζειν κλύσματι μαλθακῶ. ἡ δὲ

¹ M: Λυαντή Θ.² Θ: ἐρύγματα M.³ Θ: -κον M.⁴ Θ adds ἐν.⁵ ἂν om. M.⁶ δε om. M.

DISEASES II

66. Withering disease: the patient can tolerate neither fasting nor eating: when he does not eat, his inward parts rumble, he suffers pain in the cardia, and he vomits one time one thing, another time another thing: bile, sputum, scum and sharp substances; after he has vomited, for a short time he seems better. If he eats, he belches, becomes flushed, and continually has the feeling that he is about to pass copious stools, but, when he sits down, only wind passes. Pain occupies his head, and there seems to be a needle pricking him all through his body, sometimes here, sometimes there; his legs are heavy and weak, he wastes away, and he is powerless.

Have this patient drink medications, first those that act downwards, then ones that act upwards; also clean out his head. Let him refrain from foods that are sweet, oily and fat, and from drunkenness. Induce vomiting with fluids and foods; in season, have the patient drink ass's milk or whey, and also whichever medication you think he most needs. Have him bathe in cold water in summer and spring; in fall and winter he should be anointed. Have him take walks, and do a few exercises; if he is too weak for exercises, then let him take strolls. Have him eat cold laxative foods; if his belly does not pass anything, apply a gentle enema. The

ΠΕΡΙ ΝΟΥΣΩΝ Β

νοῦσος χρονίη καὶ ἀπογηράσκοντας, ἦν μέλλη, ἀπολείπει ἦν δὲ μή, συναποθνήσκει.

67. Φονώδης πυρετὸς ἴσχει καὶ ῥίγος, καὶ αἱ ὀφρύες ἐπικρέμασθαι δοκέουσι, καὶ τὴν κεφαλὴν ἀλγέει καὶ ἐμέει σιάλον θερμὸν καὶ χολὴν πολλήν ἐνίοτε καὶ κάτω ὑποχωρέει. καὶ τοὺς ὀφθαλμοὺς αἱ χῶραι οὐ χωρέουσι, καὶ ὀδύνη ἐς τὸν αὐχένα καὶ ἐς τοὺς βουβῶνας¹ καὶ δυσθετεῖ καὶ φλυηρεῖ. οὗτος ἐβδομαῖος ἢ πρότερον ἀποθνήσκει ἦν δὲ ταύτας ὑπερφύγη, τὰ πολλὰ ὑπεκφυγγάνει² ἢ δὲ νοῦσος θανατώδης.

Τούτῳ ψύγματα χρῆ προσίσχειν πρὸς τὰ σπλάγχνα καὶ πρὸς τὴν κεφαλὴν καὶ πίνειν διδόναι ἐρίξαντα κάχρυσ σὺν τοῖσιν ἀχύροισι [τὰ φύλλα],³ ἀποβρέχοντα, ἀπηθέοντα τὸ ὕδωρ, ἐν τούτῳ μελίκρητον ποιέοντα ὑδαρὲς τοῦτο διδόναι. σιτίου δὲ μὴ προσφέρειν μηδὲ ῥύφημα ἑπτὰ ἡμερέων, ἦν μὴ ἀσθενῆς τοι⁴ δοκέη εἶναι ἦν δ' ἀσθενῆς ἦ, χυλὸν πτισάνης ψυχρὸν καὶ λεπτὸν ὀλίγον διδόναι δις τῆς ἡμέρης, καὶ⁵ ἐπιπίνειν ὕδωρ. ἑπὴν δὲ αἱ ἑπτὰ ἡμέραι παρέλθωσι καὶ τὸ πῦρ μεθῆ, κέγχρον λείχειν ἐς ἐσπέρην δὲ κολοκύντην ἢ τεῦτλα ὀλίγα διδόναι, καὶ οἶνον λευκὸν ὑδαρέα ἐπιπίνειν, ἔστ' ἂν γένηται ἐναταῖος. ἔπειτα σιτίῳ ὡς ἐλαχίστῳ διαχρήσθω, ἀριστιζόμενος κέγ-

¹ ἐς τ. β. Θ: τ. β. ἴσχει M.

² Θ: ἐκ- M.

³ Deleted in the printed editions except the Aldine. ⁴ Θ: σοι M. ⁵ καὶ om. M.

DISEASES II

disease lasts a long time, and leaves, if at all, only when patients are growing old; otherwise, it continues on until their deaths.

67. Malignant disease: there are fever and chills, the eyebrows seem to overhang, and the patient suffers pain in his head; he vomits hot saliva and much bile; sometimes he also has a downward movement. The sockets do not have room for his eyes, and pain invades his neck and groins; he is greatly distressed and talks nonsense. This patient dies on the seventh day, or before; if he survives for that many, in most cases he escapes. The disease is mortal.

You must give this patient agents that cool the inward parts and head; have him drink the following: pound parched barley with its husks, steep it well, strain off the water, and make melicrat from this; give dilute. Do not administer food or gruel for seven days, unless you think the patient is weak; if he is, give him a little thin cold barley-water to drink twice a day, and afterwards water. When the seven days have passed and the fever goes away, have the patient take millet; towards evening give gourd or a few beets, and afterwards have him drink dilute white wine; do this until the ninth day. After that let him have as little food as

χρον· λουτρῶ δέ, ἔστ' ἂν μὲν ἡ ὀδύνη ἔχη καὶ ὁ πυρετός, μὴ χρήσθω ἐπὴν δὲ παύσῃται, λούσθω¹ πολλῶ. ἦν δὲ ἡ γαστήρ μὴ ὑποχωρήη, ὑποκλύζειν κλύσματι μαλθακῶ, ἢ βαλάνους προστιθέναι. ἐπὴν δὲ ἰσχύσῃ, προσθεῖς πρὸς τὰς ῥίνας φάρμακον μαλθακόν, τὴν κοιλίην κάτω κάθηρον· ἔπειτα γάλα ὄνου μετάπισον.

104 68. Περίη πυρετός ἰσχει ξηρὸς καὶ φριξ̄ ἄλλοτε καὶ ἄλλοτε, καὶ τὴν κεφαλὴν ἀλγείει, καὶ τὰ σπλάγχνα ὀδύνη ἔχει, καὶ ἐμέει χολήν καὶ² ὅταν ἡ ὀδύνη ἔχη, οὐ δύναται ἀνορᾶν, ἀλλὰ βαρύνεται. καὶ ἡ γαστήρ σκληρὴ γίνεται, καὶ ἡ χροίη πελιδνὴ, καὶ τὰ χεῖλεα καὶ τῶν ὀφθαλμῶν πελιδνὰ τὰ λευκά, καὶ ἐξορᾶ ὡς ἀγχόμενος. ἐνίοτε καὶ τὴν χροίην μεταβάλλει, καὶ ἐκ πελιδνοῦ³ ὑπόχλωρος γίνεται.

Τοῦτον φάρμακον πιπίσκειν καὶ κάτω καὶ ἄνω, καὶ ὑποκλύζειν, καὶ ἀπὸ τῆς κεφαλῆς ἀποκαθαίρειν. καὶ θερμῶ ὡς ἥκιστα λούειν, ἀλλ' ἐπὴν λούηται, ἐλευθερεῖν.⁴ καὶ ὄρον τὴν ὤρην καὶ γάλα ὄνου πιπίσκειν καὶ σιτίοισιν ὡς μαλθακωτάτοισι χρῆσθαι καὶ ψυχροῖσιν, ἀπεχόμενον τῶν δριμέων καὶ τῶν ἀλμυρῶν, λιπαρωτέροισι δὲ καὶ γλυκυτέροισι καὶ πιωτέροισι χρήσθω. ἡ δὲ⁵ νοῦσος ὡς τὰ πολλὰ συναποθνήσκει.

¹ Θ adds μὴ. ² καὶ ἐμέει . . . καὶ om. Θ. ³ M: ἐκπελιδνοῦται Θ. ⁴ Potter (ἐλι- M²): ελευθερεῖ Θ: ἐλιθέρει M. ⁵ δὲ om. M.

DISEASES II

possible, and breakfast on millet; let him avoid the bath as long as pain and fever are present; when these stop, have him bathe in plenty of water. If his belly does not pass anything downwards, apply a gentle enema or suppositories. When the patient becomes strong, insert a mild medication into his nostrils, and clean out his lower cavity; after that have him drink ass's milk.

68. Livid disease: a dry fever comes on, occasional shivering, the patient suffers pain in his head and inward parts, and he vomits bile; when the pain is present, he cannot look up, but feels weighed down. His belly is costive, and his complexion, lips, and the whites of his eyes become livid; he stares as if he were being strangled. Sometimes his colour changes too, and turns from livid to yellow-green.

Give this patient potions that act both upwards and downwards, administer an enema, and clean out his head. Wash him in a very little hot water, and after he has been washed let him bask in the sun. In season, have him drink whey and ass's milk. Let him take foods that are as soft as possible and cold, avoid sharp and salty ones, but have those that are richer, sweeter and fatter. In most instances this disease continues until the person's death.

69. Ἐρυγματώδης ὀδύνη λάζυται ὀξέη, καὶ πονέει ἰσχυρῶς, καὶ ριπτάζει αὐτὸς ἑωυτόν, καὶ βοᾷ· καὶ ἐρεύγεται θαμινά, καὶ ἐπὴν¹ ἀπερύγη, δοκέει ράων εἶναι πολλάκις δὲ καὶ χολὴν ἀπεμείει ὀλίγην ὅσον βρόχθον. καὶ ὀδύνη λαμβάνει ἀπὸ τῶν σπλάγχχνων ἐς τὴν νεΐαιραν γαστέρα καὶ τὴν λαπάρην, καὶ ἐπὴν τοῦτο γένηται, ράων δοκέει εἶναι καὶ ἡ γαστήρ φυσαται καὶ σκληρὴ γίνεται καὶ ψοφέει· καὶ ἡ φῦσα οὐ διαχωρέει οὐδὲ ὁ ἀπόπατος.

106 Τοῦτον ἐπὴν ἡ² ὀδύνη ἔχη, λούειν πολλῶ θερμῶ, καὶ χλιάσματα προστιθέναι. ὅταν δ' ἐν τῇ γαστρὶ ἡ ὀδύνη ἦ καὶ ἡ φῦσα, ὑποκλύζειν καὶ τῆς λινοζώστιος ἐψῶν τὸν χυλὸν συμμίσγειν τῆς πτισάνης τῷ χυλῶ, καὶ ἐπιπίνειν οἶνον | ὑδαρέα γλυκύν· σιτίον δὲ μὴ προσφέρειν ἔστ' ἂν ἡ ὀδύνη χαλάσῃ. πινέτω δὲ ἐξ ἡμέρας, ἐκ νυκτὸς στέμφυλα βρέχων γλυκέα, τὸ ὕδωρ τὸ ἀπὸ τούτων ἦν δὲ μὴ ἔχη στέμφυλα, μέλι καὶ ὄξος ἐφθόν. ἐπὴν δὲ τῆς ὀδύνης ἀποκινήσῃ, φαρμάκῳ τὴν κάτω κοιλίην ἀποκαθαίρειν.³ σιτίοισι δὲ χρήσθω μαλθακοῖσι καὶ διαχωρητικοῖσι,⁴ καὶ θαλασσίοισι μᾶλλον ἢ κρέασι, κρέασι δὲ ὀρνιθειοῖσι καὶ μηλείοισιν ἐφθοῖσι καὶ τεῦτλα καὶ κολοκύντην τῶν δ' ἄλλων ἀπέχεσθαι. ἡ δὲ νοῦσος ὅταν μὲν νέον

¹ Θ: ἐὰν Μ.

² ἐπὴν ἡ Θ: ἦν Μ.

³ Θ: καθ- Μ.

⁴ Θ: ὑπο- Μ.

DISEASES II

69. Disease with belching: sharp pains afflict the patient, he is greatly distressed, he casts himself about, and he cries out. He belches frequently, and after belching he seems to be better; often he also vomits up a little bile—about a mouthful. Pain moves from the inward parts into the lower belly and flank, and when this happens the patient seems to be better; his belly puffs up, becomes costive, and makes sounds; but wind does not pass off below, nor do faeces.

When pain is present in this patient, wash him in copious hot water and apply fomentations. When there are pain and flatulence in his belly, administer an enema; boil the herb mercury, and mix this juice with barley-water for the patient to drink; afterwards let him drink dilute sweet wine; do not administer food until the pain slackens. For six days, let the patient soak sweet pressed grapes during the night, and drink the water from them; if pressed grapes are not available, then let him drink boiled honey and vinegar. When he has got over his pain, clean out his lower cavity with a medication. Let the patient have foods that are mild and laxative, sea-foods more than meats, of meats boiled fowl and mutton; also beets and gourd; have him abstain from the rest. When this disease

λάβη, χρόνω ἐξέρχεται ἤν δὲ πρεσβύτερον, συναποθνήσκει.

70. Φλεγματώδης· λάζεται μὲν καὶ ἄνδρα, μᾶλλον δὲ γυναῖκα· καὶ παχέη μὲν ἐστὶ καὶ εὐχρως, ὄδοιπορέουσα δὲ ἀσθενέει, μάλιστα δ' ἐπὴν πρὸς αἶπος ἦ καὶ πυρετὸς λεπτὸς λαμβάνει, ἐνίοτε καὶ πνίγμα. καὶ ἀπεμέει, ὅταν ἄσιτος ᾖ, χολὴν πολλήν¹ καὶ σίαλα πολλά, πολλάκις δὲ καὶ ὅταν φάγη, τοῦ δὲ σιτίου οὐδέν. καὶ ὅταν πονήσῃ, ὀδυνᾶται ἄλλοτε ἄλλη τὸ στῆθος καὶ τὸ μετάφρενον, καὶ καταπίμπλαται πολφῶν ὡς ὑπὸ κνίδης.

Τοῦτον φάρμακον πιπίσκειν, καὶ ὄρον καὶ γάλα ὄνου πινέτω. ἤν δὲ ὀροπωτέη, προπίσαι φάρμακον κάτω ὡς πλείστας ἡμέρας· καὶ ἤν ἀπολήγη τῆς ὀροπωτίης, μεταπίετω γάλα ὄνειον. ἐπὴν δὲ πίνη, σιτίων μὲν ἀπεχέσθω οἶνον δὲ πινέτω ὡς ἥδιστον, ἐπὴν παύσῃται καθαιρόμενος. ἐπὴν δ' ἀπολήξῃ τῆς πόσιος, ἀριστιζέσθω μὲν κέγχρον, ἐς² ἐσπέρην δὲ σιτίω ὡς μαλθακωτάτω χρήσθω καὶ ἐλαχίστω· ἀπεχέσθω δὲ πίωνων καὶ γλυκέων καὶ ἐλαιηρῶν.³ καὶ ἄλλοτε καὶ ἄλλοτε, 108 τοῦ | χειμῶνος μάλιστα, ἀπεμείτω τῷ φακίω, λάχανα προτρώγων. καὶ θερμῷ ὡς ἥκιστα λούσθω, ἀλλὰ ἐλειθερείτω. ἡ δὲ νοῦσος συναποθνήσκει.

¹ πολλήν om. M.

² ἐς om. M.

³ M: ἐλατήρων Θ.

DISEASES II

befalls a young person, in time it departs, but if it occurs in an older person, it remains until death.

70. Phlegmatic disease: it attacks men, but more often women. The patient is corpulent and has a good colour, but on walking is weak, especially when she walks against a grade; there is mild fever, sometimes also choking. When she goes without food, she vomits much bile and saliva, and often even when she eats, but never any of the food. When the patient exerts herself, she suffers pain at one time in one part of her chest and back, at another time in another part; she becomes covered with blisters as if from the stinging-nettle.

Have this patient drink a medication, and whey and ass's milk; if he is to drink whey, have him first drink medications that act downwards for several days; if he stops drinking whey, let him then drink ass's milk. As long as the patient is drinking, have him abstain from foods, but drink very sweet wine once he is no longer being cleaned. When he stops drinking, let him breakfast on millet, and towards evening have a very small amount of very soft food; let him avoid fat, sweet and oily foods. From time to time, especially in winter, have the patient vomit by employing a decoction of lentils after eating vegetables. Let him wash in as little hot water as possible, and then bask in the sun. The disease remains with the patient until his death.

71. Φλέγμα λευκόν οἰδέει ἅπαν τὸ σῶμα λευκῶ οἰδήματι, καὶ ἡ γαστήρ παχέη ψαυομένη, καὶ οἱ πόδες καὶ οἱ μηροὶ οἰδέουσι καὶ αἱ κνήμαι καὶ ἡ ὄσχη. καὶ ἀναπνεῖ ἀθρόον, καὶ τὸ πρόσωπον ἐνερευθές, καὶ τὸ στόμα ξηρόν, καὶ δίψα ἴσχει, καὶ ἐπὴν φάγη, τὸ πνεῦμα πυκινὸν ἐπιπίπτει. οὗτος τῆς αὐτῆς ἡμέρης τοτὲ μὲν ῥάων γίνεται, τοτὲ δὲ κάκιον ἴσχει.

Τούτω δὲ¹ ἦν μὲν ἡ γαστήρ ταραχθῆ αὐτομάτῃ ἀρχομένης τῆς νούσου, ἐγγυτάτω ὑγιῆς γίνεται ἦν δὲ μὴ ταραχθῆ, φάρμακον διδόναι κάτω, ὑφ' οὗ ὕδωρ καθαρεῖται. καὶ θερμῶ μὴ λούειν, καὶ πρὸς τὴν αἰθρίην κομίζειν, καὶ τὴν ὄσχην ἀποτύπτειν, ἐπὴν πιμπρῆται. σιτίοισι δὲ χρῆσθαι ἄρτω καθαρῶ ψυχρῶ καὶ τεύτλοισι καὶ σκορπίοις ἐφθοῖσι καὶ σελάχεσι καὶ κρέασι τετρυμένοισι μηλείοισιν ἐφθοῖσι² τῶ δὲ ζωμῶ ὡς ἐλαχίστω καὶ ψυχρὰ πάντα, καὶ μὴ³ γλυκέα μηδὲ λιπαρά, ἀλλὰ τετρυμένα καὶ ὀξέα καὶ δριμέα, πλὴν σκορόδου ἢ κρομμύου ἢ πράσου. ὀρίγανον δὲ καὶ θύμβραν πολλὴν ἐσθίειν καὶ οἶνον ἐπιπίνειν οἰνώδεα, καὶ ὄδοιπορέειν πρὸ τοῦ σιτίου. ἦν δ' ὑπὸ τῶν φαρμάκων οἰδίσκηται, κλύζειν, καὶ τῶ σιτίῳ πιέζειν καὶ περιπάτοισι καὶ ἀλουσίησι⁴ φάρμακα δὲ ὡς ἐλάχιστα δοῦναι, ἄνω δὲ μὴδ' ἔμπροσθεν ἢ τὰ

¹ δὲ om. M. ² καὶ σελάχεσι . . . ἐφθοῖσι om. M. ³ μὴ om. Θ.

⁴ Θ: -σίη M.

DISEASES II

71. White phlegm: the whole body swells up with a white swelling, the belly feels stout to the touch, and the feet and thighs swell, the legs below the knees, and the scrotum. The patient breathes rapidly, his face becomes flushed, and his mouth is dry; he is thirsty, and when he eats he falls prey to rapid breathing. On one and the same day this patient is at one time better, at another time worse.

If the belly is set in motion spontaneously at the beginning of the disease, the patient recovers very soon; if it is not set in motion, give a medication that will clean water downwards. Do not wash the patient in hot water; expose him to the air; and incise his scrotum, when it is distended. As food give cold white bread, beets, boiled scorpion fish, selachians, and boiled minced mutton—but as little sauce as possible—all cold; give nothing sweet or rich, but whatever is minced, acid and sharp, except for garlic, onion and leek; have the patient eat much marjoram and savory. After his meals let him drink strong wine, and before them take walks. If the patient swells up from the medications, administer an enema, and squeeze him out by means of food, walks, and abstinence from the bath; give as few medications as possible, and none that acts upwards, before the swellings have moved

ΠΕΡΙ ΝΟΥΣΩΝ Β

οἰδήματα κατέλθη ἐς τὰ¹ κάτω. ἦν δὲ ἰσχνοῦ ἤδη ἐόντος πνίγμα ἐν τοῖσι στήθεσιν ἐγγίνηται, ἐλλέβορον δὸς πιεῖν, καὶ τὴν κεφαλὴν καθῆραι, κᾶπειτα κάτω πῖσαι. ἡ δὲ νοῦσος μάλιστα διακρίνει ἐν οὐδενί.

110 72. Φρενίτις² δοκεῖ ἐν τοῖσι σπλάγχνοισιν εἶναι | οἶον ἄκανθα καὶ κεντέειν, καὶ ἄση αὐτὸν λάζυται καὶ τὸ φῶς φεύγει καὶ τοὺς ἀνθρώπους, καὶ τὸ σκότος φιλέει, καὶ φόβος λάζεται. καὶ αἱ φρένες οἰδέουσιν ἐκτός, καὶ ἀλγέει ψαυόμενος. καὶ φοβεῖται, καὶ δείματα ὄρα καὶ ὄνειρατα φοβερὰ καὶ τοὺς τεθνηκότας ἐνίοτε. καὶ ἡ νοῦσος [ἐνίοτε]³ λαμβάνει τοὺς πλείστους τοῦ ἥρος.

Τοῦτον πιπίσκειν ἐλλέβορον, καὶ τὴν κεφαλὴν καθαίρειν καὶ μετὰ τὴν κάθαρσιν τῆς κεφαλῆς κάτω πῖσαι φάρμακον, καὶ μετὰ ταῦτα πίνειν γάλα ὄνου. σιτίοισι δὲ χρῆσθαι ὡς ἐλαχίστοισιν, ἦν μὴ ἀσθενῆς ἦ, καὶ ψυχροῖσι⁴ διαχωρητικοῖσι καὶ μὴ δριμέσι μῆδ' ἄλμυροῖσι μῆδὲ λιπαροῖσι μῆδὲ γλυκέσι. μῆδὲ θερμῶ λούσθω, μῆδ' οἶνον πινέτω, ἀλλὰ μάλιστα μὲν ὕδωρ· εἰ δὲ μὴ, οἶνον ὑδαρέα μῆδὲ γυμναζέσθω, μῆδὲ περιπατεῖτω. ταῦτα ποιέων ἀπαλλάσσεται τῆς νοῦσου χρόνῳ ἦν δὲ μὴ ἐπιμελήσῃ, συναποθνήσκει.

¹ Θ: τὸ Μ. after Littré.

² Potter: Φροντίς ΘΜ.

³ Del. Ermerins

⁴ M adds καὶ.

DISEASES II

down to the lower parts. If, when the swelling has already gone down, choking occurs in the person's chest, give him hellebore to drink, clean out his head, and then have him drink a medication that acts downwards. This disease rarely has a crisis in a patient.

72. Phrenitis: something like a thorn seems to be in the inward parts and to prick them; loathing attacks the patient, he flees light and people, he loves the dark, and he is seized by fear. His diaphragm swells outwards, and is painful when touched. The patient is afraid, and he sees terrible things, frightful dreams, and sometimes the dead. This disease attacks most people in spring.

Give the patient hellebore to drink, and clean out his head; after you have cleaned the head, have him drink a medication to act downwards, and after that ass's milk. Give as few foods as possible, unless the patient is weak, and ones that are cold and laxative, but not sharp, salty, rich or sweet. He should not bathe in hot water, and he should not drink wine, but preferably water; if not water, then dilute wine. Let him not take exercises or walks. If the patient follows these instructions, in time he will recover from the disease; but if you do not take care of him, the disease continues until his death.

73. Μέλαινα: μέλαν ἐμέει οἶον τρύγα, τοτὲ δὲ αἵματῶδες, τοτὲ δὲ οἶον οἶνον τὸν δεύτερον, τοτὲ δὲ οἶον πωλύπου θολόν, τοτὲ δὲ δριμύ οἶον ὄξος, τοτὲ δὲ σιάλον καὶ λάππην, τοτὲ δὲ χολὴν χλωρὴν. καὶ ὅταν μὲν¹ μέλαν καὶ τὸ αἵματῶδες ἐμέη, δοκέει οἶον φόνου ὄξειν, καὶ ἡ φάρυγξ καὶ τὸ στόμα καίεται ὑπὸ τοῦ ἐμέσματος, καὶ τοὺς ὀδόντας αἰμωδιᾶ, καὶ τὸ ἔμεσμα τὴν γῆν αἶρει. καὶ ἐπὶν ἀπεμέση, δοκέει ῥάων εἶναι ἐπ' ὀλίγον. καὶ οὐκ ἀνέχεται² οὔτ' ἄσιτος οὔθ' ὀπόταν πλέον βεβρώκη, ἀλλ' ὀπόταν μὲν ἄσιτος ἦ, τὰ σπλάγχχνα μύζει, καὶ τὰ σίαλα ὄξέα· ὅταν δέ τι φάγη, βάρος ἐπὶ τοῖσι σπλάγχχοισι, καὶ τὸ στηῆθος καὶ τὸ μετάφρενον δοκέει οἶον γραφείοισι³ κεντεῖσθαι. καὶ τὰ πλευρὰ ἔχει ὀδύνη, καὶ πυρετὸς βληχρὸς, καὶ τὴν κεφαλὴν ἀλγέει, | καὶ τοῖσιν ὀφθαλμοῖσιν οὐχ ὄρα· καὶ τὰ σκέλεα βαρέα, καὶ ἡ χροὴ μέλαινα, καὶ μινύθει.

Τοῦτον φάρμακον πιπίσκειν θαμὰ καὶ ὄρον καὶ γάλα τὴν ὥρην· καὶ σιτίων ἀπέχειν γλυκέων καὶ ἐλαιηρῶν καὶ πιόνων, καὶ χρῆσθαι ὡς ψυχροτάτοισι καὶ ὑποχωρητικωτάτοισι. καὶ τὴν κεφαλὴν καθαίρειν καὶ μετὰ τὰς φαρμακοπωσίας τὰς ἄνω ἀπὸ τῶν χειρῶν τοῦ αἵματος ἀφίεναι, ἣν μὴ ἀσθενὴς ἦ. ἣν δ' ἡ κοιλίη μὴ ὑποχωρῆ, ὑποκλύ-

¹ M adds τὸ.

² Θ: ἄχθεται M.

³ M: γραφίοισι Θ: ῥαφίοισι
later mss, Littré.

DISEASES II

73. Dark disease: the patient vomits up dark material that is like the lees of wine, sometimes like blood, sometimes sharp like vinegar, sometimes saliva and scum, sometimes yellow-green bile. When he vomits dark bloody material, it smells of gore, his throat and mouth are burned by the vomitus, his teeth are set on edge, and the vomitus raises the earth.¹ After he has vomited, for a short time the patient seems better. He can tolerate neither fasting nor eating too much; for when he does not eat, his inward parts rumble and his saliva is acid; but when he eats something, there is a heaviness in his inward parts, and his chest and back seem to be being pricked by styluses. Pains occupy his sides, there is a mild fever, he has a headache, and he is unable to see; his legs are heavy, his complexion is dark, and he wastes away.

Have this patient drink frequent medications, and in season whey and milk; let him refrain from foods that are sweet, oily and fat, but have as cold and laxative ones as possible. Clean out his head. After he has drunk medications to act upwards, draw blood from his arms, unless he is weak. If his cavity does not pass anything downwards,

¹ I take this statement literally in the sense "causes the earth to froth up or bubble".

ζειν μαλθακῶ κλύσματι. καὶ θωρηξίων ἀπέχεσθαι καὶ λαγνείης ἢν δὲ λαγνεύη, νῆστις καὶ¹ πυριᾶσθαι καὶ τοῦ ἡλίου ἀπέχεσθαι, μηδὲ γυμνάζεσθαι πολλά, μηδὲ περιπατεῖν, μηδὲ θερμολουτέειν, μηδὲ δριμέα ἐσθίειν μηδὲ ἄλυκά. ταῦτα ποιέων² ἅμα τῇ ἡλικίῃ ἀποφεύγει, καὶ ἡ νοῦσος καταγηράσκει ἐν³ τῷ σώματι ἢν δὲ μὴ μελεδανθῇ, συναποθνήσκει.

74. Ἄλλη μέλαινα ὑπόπυρρος καὶ ἰσχνὸς καὶ τοὺς ὀφθαλμοὺς ὑπόχλωρος γίνεται καὶ λεπτόδερμος καὶ ἀσθενὴς τελέθει. ὅσω δ' ἂν χρόνος πλείων ᾖ, ἡ νοῦσος μᾶλλον πονέει. καὶ ἐμέει πᾶσαν ὥρην οἶον σταλαγμὸν ὀλίγον, κατὰ δύο βρόχθους, καὶ τὸ σιτίον θαμινά, καὶ σὺν τῷ σιτίῳ χολήν καὶ φλέγμα καὶ μετὰ τὴν ἔμεσιν ἀλγέει τὸ σῶμα πᾶν, ἔστι δ' ὅτε καὶ πρὶν ἐμέσαι καὶ φρίκαι λεπταὶ καὶ πυρετὸς ἴσχει καὶ πρὸς τὰ γλυκέα καὶ ἐλαιώδεα μάλιστα ἐμέει.

Τοῦτον καθαίρειν χρῆ φαρμάκοισι⁴ κάτω καὶ ἄνω, καὶ μεταπιπίσκειν γάλα ὄνου καὶ σιτίοισι χρῆσθαι ὡς μαλθακωτάτοισι καὶ ψυχροῖσιν, ἰχθύσιν ἀκταίοις καὶ σελάχεσι καὶ τεύτλοις καὶ κολοκύντῃ καὶ κρέασι τετρυμένοις, οἶνον δὲ πίνειν λευκὸν οἰνώδεα ὑδαρέστερον ταλαιπωρίῃ δὲ περιπάτοισι χρῆσθαι, καὶ μὴ θερμολουτέειν, καὶ τοῦ

¹ καὶ om. M.
καὶ.

² Θ: ποιέειν M.

³ Θ: σὺν M.

⁴ M adds

DISEASES II

administer a gentle enema. The patient must abstain from drunkenness and venery; however, if he does engage in venery, let him take a vapour-bath in the fasting state. He should also avoid the sun, and not do too many exercises, go for walks, take hot baths, or eat sharp or salty foods. If he follows this regimen, as he reaches the prime of his life he escapes, and the disease grows old in his body; but, if he is not cared for, the disease continues until his death.

74. Another dark disease: the patient becomes reddish and lean, and his eyes are yellow-green; his skin becomes thin, and he is weak. The more time goes on, the more severe the disease becomes. The patient continually vomits up a few drops, two mouthfuls at a time, frequently food, and with the food bile and phlegm; after vomiting, he suffers pain through his whole body, sometimes even before he vomits; there is mild shivering, and fever. The patient vomits most from sweet and oily foods.

You must clean out this patient with medications that act downwards and upwards, and afterwards have him drink ass's milk. Have him eat very mild cold foods: of fish those of the coast and selachians; also beets, gourd, and minced meats. As wine let him drink a strong white, quite dilute. Have him exercise by taking walks, and let him go

ΠΕΡΙ ΝΟΥΣΩΝ Β


ἡλίου ἀπέχεσθαι. ταῦτα ποιέειν, ἢ δὲ νοῦσος
θανατώδης μὲν οὐ, ξυγκαταγηράσκει δέ.

114 75. Σφακελώδης τὰ μὲν ἄλλα ταῦτὰ πάσχει,
ἐμέει δὲ θρόμβους πεπηγότας χολῆς, καὶ κάτω
ὁμοιοῦται ἐπὶ τὰ σιτία ἀποπατήση. δρᾶν δὲ χρὴ
τὰ αὐτὰ ἄπερ ἐπὶ τῆς προτέρης, καὶ ὑποκλύζειν.

DISEASES II

without the hot bath and avoid the sun. Do these things; the disease is seldom mortal, but grows old together with the patient.

75. Sphacelous disease: what this patient suffers is the same, except that in his vomitus there are congealed clots of bile, and likewise below when he evacuates what he has eaten. You must do the same as in the preceding disease, and administer an enema.



THE LOEB CLASSICAL LIBRARY

VOLUMES ALREADY PUBLISHED

Latin Authors

- AMMIANUS MARCELLINUS. J. C. Rolfe. 3 Vols.
APULEIUS: THE GOLDEN ASS (METAMORPHOSES). W. Adlington (1566). Revised by S. Gaselee.
ST. AUGUSTINE: CITY OF GOD. 7 Vols. Vol. I. G. E. McCracken. Vols. II and VII. W. M. Green. Vol. III. D. Wiesen. Vol. IV. P. Levine. Vol. V. E. M. Sanford and W. M. Green. Vol. VI. W. C. Greene.
ST. AUGUSTINE, CONFESSIONS. W. Watts (1631). 2 Vols.
ST. AUGUSTINE, SELECT LETTERS. J. H. Baxter.
AUSONIUS. H. G. Evelyn White. 2 Vols.
BEDE. J. E. King. 2 Vols.
BOETHIUS: TRACTS and DE CONSOLATIONE PHILOSOPHIAE. Rev. H. F. Stewart and E. K. Rand. Revised by S. J. Tester.
CAESAR: ALEXANDRIAN, AFRICAN and SPANISH WARS. A. G. Way.
CAESAR: CIVIL WARS. A. G. Peskett.
CAESAR: GALLIC WAR. H. J. Edwards.
CATO: DE RE RUSTICA. VARRO: DE RE RUSTICA. H. B. Ash and W. D. Hooper.
CATULLUS. F. W. Cornish. TIBULLUS. J. B. Postgate. PERVIGILIUM VENERIS. J. W. Mackail. Revised by G. P. Goold.
CELSUS: DE MEDICINA. W. G. Spencer. 3 Vols.
CICERO: BRUTUS and ORATOR. G. L. Hendrickson and H. M. Hubbell.
[CICERO]: AD HERENNIUM. H. Caplan.
CICERO: DE ORATORE, etc. 2 Vols. Vol. I. DE ORATORE, BOOKS I and II. E. W. Sutton and H. Rackham. Vol. II. DE ORATORE, BOOK III. DE FATO; PARADOXA STOICORUM; DE PARTITIONE ORATORIA. H. Rackham.
CICERO: DE FINIBUS. H. Rackham.
CICERO: DE INVENTIONE, etc. H. M. Hubbell.
CICERO: DE NATURA DEORUM and ACADEMICA. H. Rackham.
CICERO: DE OFFICIIS. Walter Miller.
CICERO: DE RE PUBLICA and DE LEGIBUS. Clinton W. Keyes.

- CICERO: DE SENECTUTE, DE AMICITIA, DE DIVINATIONE. W. A. Falconer.
- CICERO: IN CAULINAM, PRO FLACCO, PRO MURENA, PRO SULLA. New version by C. Macdonald.
- CICERO: LETTERS TO ATTICUS. E. O. Winstedt. 3 Vols.
- CICERO: LETTERS TO HIS FRIENDS. W. Glynn Williams, M. Cary, M. Henderson. 4 Vols.
- CICERO: PHILIPPICS. W. C. A. Ker.
- CICERO: PRO ARCHIA, POST REDITUM, DE DOMO, DE HARUSPICUM RESPONSIS, PRO PLANCIO. N. H. Watts.
- CICERO: PRO CAECINA, PRO LEGE MANILIA, PRO CLUENTIO, PRO RABIRIO. H. Grose Hodge.
- CICERO: PRO CAELIO, DE PROVINCIIS CONSULARIBUS, PRO BALBO. R. Gardner.
- CICERO: PRO MILONE, IN PISONEM, PRO SCAURO, PRO FONTEIO, PRO RABIRIO POSTUMO, PRO MARCELLO, PRO LIGARIO, PRO REGE DEIOTARO. N. H. Watts.
- CICERO: PRO QUINCIO, PRO ROSCIO AMERINO, PRO ROSCIO COMOEDO, CONTRA RULLUM. J. H. Freese.
- CICERO: PRO SESTIO, IN VATINIUM. R. Gardner.
- CICERO: TUSCULAN DISPUTATIONS. J. E. King.
- CICERO: VERRINE ORATIONS. L. H. G. Greenwood. 2 Vols.
- CLAUDIAN. M. Platnauer. 2 Vols.
- COLUMELLA: DE RE RUSTICA, DE ARBORIBUS. H. B. Ash, E. S. Forster and E. Heffner. 3 Vols.
- CURTIUS, Q.: HISTORY OF ALEXANDER. J. C. Rolfe. 2 Vols.
- FLORUS. E. S. Forster.
- FRONTINUS: STRATAGEMS and AQUEDUCTS. C. E. Bennett and M. B. McElwain.
- FRONTO: CORRESPONDENCE. C. R. Haines. 2 Vols.
- GELLIUS. J. C. Rolfe. 3 Vols.
- HORACE: ODES and EPODES. C. E. Bennett.
- HORACE: SATIRES, EPISLES, ARS POETICA. H. R. Fairclough.
- JEROME: SELECTED LETTERS. F. A. Wright.
- JUVENAL and PERSIUS. G. G. Ramsay.
- LIVY. B. O. Foster, F. G. Moore, Evan T. Sage, and A. C. Schlesinger and R. M. Geer (General Index). 14 Vols.
- LUCAN. J. D. Duff.
- LUCRETIVS. W. H. D. Rouse. Revised by M. F. Smith.
- MANILIUS. G. P. Goold.
- MARTIAL. W. C. A. Ker. 2 Vols. Revised by E. H. Warmington
- MINOR LATIN POETS: FROM PUBLILIUS SYRUS TO RUTILIUS NAMATHANUS, including GRATIUS, CALPURNIUS SICULUS, NEMESIANUS, AVIANUS and others, with "Aetna" and the "Phoenix." J. Wight Duff and Arnold M. Duff. 2 Vols.
- MINUCIUS FELIX. Cf. TERTULLIAN.

- NEPOS, CORNELIUS. J. C. Rolfe.
- OVID: THE ART OF LOVE and OTHER POEMS. J. H. Mozley. Revised by G. P. Goold.
- OVID: FASTI. Sir James G. Frazer. Revised by G. P. Goold.
- OVID: HEROIDES and AMORES. Grant Showerman. Revised by G. P. Goold.
- OVID: METAMORPHOSES. F. J. Miller. 2 Vols. Revised by G. P. Goold.
- OVID: TRISTIA and EX PONTO. A. L. Wheeler. Revised by G. P. Goold.
- PERSIUS. Cf. JUVENAL.
- PERVIGILIUM VENERIS. Cf. CATULLUS.
- PETRONIUS. M. Heseltine. SENECA: APOCOLOCYNTOSIS. W. H. D. Rouse. Revised by E. H. Warmington.
- PHAEDRUS and BABRIUS (Greek). B. E. Perry.
- PLAUTUS. Paul Nixon. 5 Vols.
- PLINY: LETTERS, PANEGYRICUS. Betty Radice. 2 Vols.
- PLINY: NATURAL HISTORY. 10 Vols. Vols. I.-V. and IX. H. Rackham. VI.-VIII. W. H. S. Jones. X. D. E. Eichholz.
- PROPERTIUS. H. E. Butler.
- PRUDENTIUS. H. J. Thomson. 2 Vols.
- QUINTILIAN. H. E. Butler. 4 Vols.
- REMAINS OF OLD LATIN. E. H. Warmington. 4 Vols. Vol. I. (ENNIUS AND CAECILIUS) Vol. II. (LIVIUS, NAEVIUS PACUVIUS, ACCIUS) Vol. III. (LUCILIUS and LAWS OF XII TABLES) Vol. IV. (ARCHAIC INSCRIPTIONS).
- RES GESTAE DIVI AUGUSTI. Cf. VELLEIUS PATERCULUS.
- SALLUST. J. C. Rolfe.
- SCRIPTORES HISTORIAE AUGUSTAE. D. Magie. 3 Vols.
- SENECA, THE ELDER: CONTROVERSIAE, SUASORIAE. M. Winterbottom. 2 Vols.
- SENECA: APOCOLOCYNTOSIS. Cf. PETRONIUS.
- SENECA: EPISTULAE MORALES. R. M. Gummere. 3 Vols.
- SENECA: MORAL ESSAYS. J. W. Basore. 3 Vols.
- SENECA: TRAGEDIES. F. J. Miller. 2 Vols.
- SENECA: NATURALES QUAESTIONES. T. H. CORCORAN. 2 VOLS.
- SIDONIUS: POEMS and LETTERS. W. B. Anderson. 2 Vols.
- SILIUS ITALICUS. J. D. Duff. 2 Vols.
- STATIUS. J. H. Mozley. 2 Vols.
- SUETONIUS. J. C. Rolfe. 2 Vols.
- TACITUS: DIALOGUS. Sir Wm. Peterson. AGRICOLA and GERMANIA. Maurice Hutton. Revised by M. Winterbottom, R. M. Ogilvie, E. H. Warmington.
- TACITUS: HISTORIES and ANNALS. C. H. Moore and J. Jackson. 4 Vols.
- TERENCE. John Sargeant. 2 Vols.
- TERTULLIAN: APOLOGIA and DE SPECTACULIS. T. R. Glover. MINUCIUS FELIX. G. H. Rendall.

TIBULLUS. Cf. CATULLUS.
 VALERIUS FLACCUS. J. H. Mozley.
 VARRO: DE LINGUA LATINA. R. G. Kent. 2 Vols.
 VELLEIUS PATERCULUS and RES GESTAE DIVI AUGUSTI. F. W. SHIPLEY.
 VIRGIL. H. R. Fairclough. 2 Vols.
 VITRUVIUS: DE ARCHITECTURA. F. Granger. 2 Vols.

Greek Authors

ACHILLES TATIUS. S. Gaselee.
 AELIAN: ON THE NATURE OF ANIMALS. A. F. Scholfield. 3 Vols.
 AENEAS TACTICUS, ASCLEPIODOTUS and ONASANDER. The Illinois Greek Club.
 AESCHINES. C. D. Adams.
 AESCHYLUS. H. Weir Smyth. 2 Vols.
 ALCIPHRON, AELIAN, PHILOSTRATUS: LETTERS. A. R. Benner and F. H. Fobes.
 ANDOCIDES, ANTIPHON. Cf. MINOR ATTIC ORATORS Vol. I.
 APOLLODORUS. Sir James G. Frazer. 2 Vols.
 APOLLONIUS RHODIUS. R. C. Seaton.
 APOSTOLIC FATHERS. Kirsopp Lake. 2 Vols.
 APPIAN: ROMAN HISTORY. Horace White. 4 Vols.
 ARATUS. Cf. CALLIMACHUS.
 ARISTIDES: ORATIONS. C. A. Behr.
 ARISTOPHANES. Benjamin Bickley Rogers. 3 Vols. Verse trans.
 ARISTOTLE: ART OF RHETORIC. J. H. Freese.
 ARISTOTLE: ATHENIAN CONSTITUTION, EUDEMIAN ETHICS, VICES AND VIRTUES. H. Rackham.
 ARISTOTLE: GENERATION OF ANIMALS. A. L. Peck.
 ARISTOTLE: HISTORIA ANIMALIUM. A. L. Peck. Vols. I.-II.
 ARISTOTLE: METAPHYSICS. H. Tredennick. 2 Vols.
 ARISTOTLE: METEOROLOGICA. H. D. P. Lee.
 ARISTOTLE: MINOR WORKS. W. S. Hett. On Colours, On Things Heard, On Physiognomies, On Plants, On Marvellous Things Heard, Mechanical Problems, On Indivisible Lines, On Situations and Names of Winds, On Melissus, Xenophanes, and Gorgias.
 ARISTOTLE: NICOMACHEAN ETHICS. H. Rackham.
 ARISTOTLE: OECONOMICA and MAGNA MORALIA. G. C. Armstrong (with METAPHYSICS, Vol. II).
 ARISTOTLE: ON THE HEAVENS. W. K. C. Guthrie.
 ARISTOTLE: ON THE SOUL, PARVA NATURALIA, ON BREATH. W. S. Hett.
 ARISTOTLE: CATEGORIES, ON INTERPRETATION, PRIOR ANALYTICS. H. P. Cooke and H. Tredennick.

- ARISTOTLE: POSTERIOR ANALYTICS, TOPICS. H. Tredennick and E. S. Forster.
- ARISTOTLE: ON SOPHISTICAL REFUTATIONS.
On Coming-to-be and Passing-Away, On the Cosmos. E. S. Forster and D. J. Furley.
- ARISTOTLE: PARTS OF ANIMALS. A. L. Peck; MOTION AND PROGRESSION OF ANIMALS. E. S. Forster.
- ARISTOTLE: PHYSICS. Rev. P. Wicksteed and F. M. Cornford. 2 Vols.
- ARISTOTLE: POETICS and LONGINUS. W. Hamilton Fyfe; DEMETRIUS ON STYLE. W. Rhys Roberts.
- ARISTOTLE: POLITICS. H. Rackham.
- ARISTOTLE: PROBLEMS. W. S. Hett. 2 Vols.
- ARISTOTLE: RHETORICA AD ALEXANDRUM (with PROBLEMS. Vol. II). H. Rackham.
- ARRIAN: HISTORY OF ALEXANDER and INDICA. Rev. E. Iliffe Robson. 2 Vols. New version P. Brunt.
- ATHENAEUS: DEIPNOSOPHISTAE. C. B. Gulick. 7 Vols.
- BABRIUS and PHAEDRUS (Latin). B. E. Perry.
- ST. BASIL: LETTERS. R. J. Deferrari. 4 Vols.
- CALLIMACHUS: FRAGMENTS. C. A. Trypanis. MUSAEUS: HERO AND LEANDER. T. Gelzer and C. Whitman.
- CALLIMACHUS, Hymns and Epigrams and LYCOPHRON. A. W. Mair; ARATUS. G. R. Mair.
- CLEMENT OF ALEXANDRIA. Rev. G. W. Butterworth.
- COLLUTHUS. Cf. OPPIAN.
- DAPHNIS AND CHLOE. Thornley's translation revised by J. M. Edmonds; and PARTHENIUS. S. Gaselee.
- DEMOSTHENES I.: OLYNTHIACS, PHILIPPICS and MINOR ORATIONS I.-XVII. and XX. J. H. Vince.
- DEMOSTHENES II.: DE CORONA and DE FALSA LEGATIONE. C. A. Vince and J. H. Vince.
- DEMOSTHENES III.: MEIDIAS, ANDROTIION, ARISTOCRATES, TIMOCRATES and ARISTOGEITON I. and II. J. H. Vince.
- DEMOSTHENES IV.-VI.: PRIVATE ORATIONS and IN NEAERAM. A. T. Murray.
- DEMOSTHENES VII.: FUNERAL SPEECH, EROTIC ESSAY, EXORDIA and LETTERS. N. W. and N. J. DeWitt.
- DIO CASSIUS: ROMAN HISTORY. E. Cary. 9 Vols.
- DIO CHRYSOSTOM. J. W. Cohoon and H. Lamar Crosby. 5 Vols.
- DIODORUS SICULUS. 12 Vols. Vols. I.-VI. C. H. Oldfather. Vol. VII. C. L. Sherman. Vol. VIII. C. B. Welles. Vols. IX. and X. R. M. Geer. Vol. XI. F. Walton. Vol. XII. F. Walton. General Index. R. M. Geer.
- DIAGENES LAERTIUS. R. D. Hicks. 2 Vols. New Introduction by H. S. Long.
- DIONYSUS OF HALICARNASSUS: ROMAN ANTIQUITIES. Spelman's translation revised by E. Cary. 7 Vols.

- DIONYSIUS OF HALICARNASSUS: CRITICAL ESSAYS. S. Usher. 2 Vols.
 EPICETUS. W. A. Oldfather. 2 Vols.
 EURIPIDES. A. S. Way. 4 Vols. Verse trans.
 EUSEBIUS: ECCLESIASTICAL HISTORY. Kirsopp Lake and J. E. L. Oulton. 2 Vols.
 GALEN: ON THE NATURAL FACULTIES. A. J. Brock.
 GREEK ANTHOLOGY. W. R. Paton. 5 Vols.
 GREEK BUCOLIC POETS (THEOCRITUS, BION, MOSCHUS). J. M. Edmonds.
 GREEK ELEGY AND IAMBUS with the ANACREONTEA. J. M. Edmonds. 2 Vols.
 GREEK LYRIC. D. A. Campbell. 4 Vols. Vols. I. and II.
 GREEK MATHEMATICAL WORKS. Ivor Thomas. 2 Vols.
 HERODAS. Cf. THEOPHRASTUS: CHARACTERS.
 HERODIAN. C. R. Whittaker. 2 Vols.
 HERODOTUS. A. D. Godley. 4 Vols.
 HESIOD AND THE HOMERIC HYMNS. H. G. Evelyn White.
 HIPPOCRATES and the FRAGMENTS OF HERACLITUS. W. H. S. Jones and E. T. Withington. 7 Vols. Vols. I.-VI.
 HOMER: ILIAD. A. T. Murray. 2 Vols.
 HOMER: ODYSSEY. A. T. Murray. 2 Vols.
 ISAEUS. E. W. Forster.
 ISOCRATES. George Norlin and LaRue Van Hook. 3 Vols.
 [ST. JOHN DAMASCENE]: BARLAAM AND IOASAPH. Rev. G. R. Woodward, Harold Mattingly and D. M. Lang.
 JOSEPHUS. 10 Vols. Vols. I.-IV. H. Thackeray. Vol. V. H. Thackeray and R. Marcus. Vols. VI.-VII. R. Marcus. Vol. VIII. R. Marcus and Allen Wikgren. Vols. IX.-X. L. H. Feldman.
 JULIAN. Wilmer Cave Wright. 3 Vols.
 LIBANIUS. A. F. Norman. 2 Vols..
 LUCIAN. 8 Vols. Vols. I.-V. A. M. Harmon. Vol. VI. K. Kilburn. Vols. VII.-VIII. M. D. Macleod.
 LYCOPHRON. Cf. CALLIMACHUS.
 LYRA GRAECA, III. J. M. Edmonds. (Vols. I. and II. have been replaced by GREEK LYRIC I. and II.)
 LYSIAS. W. R. M. Lamb.
 MANETHO. W. G. Waddell.
 MARCUS AURELIUS. C. R. Haines.
 MENANDER. W. G. Arnott. 3 Vols. Vol. I.
 MINOR AITIC ORATORS (ANTIPHON, ANDOCIDES, LYCURGUS, DEMADES, DINARCHUS, HYPERIDES). K. J. Maidment and J. O. Burt. 2 Vols.
 MUSAEUS: HERO AND LEANDER. Cf. CALLIMACHUS.
 NONNOS: DIONYSIACA. W. H. D. Rouse. 3 Vols.
 OPIAN, COLLUTHUS, TRYPHIODORUS. A. W. Mair.
 PAPYRI. NON-LITERARY SELECTIONS. A. S. Hunt and C. C. Edgar. 2 Vols. LITERARY SELECTIONS (Poetry). D. L. Page.

- PARTHENIUS. Cf. DAPHNIS AND CHLOE.
- PAUSANIAS: DESCRIPTION OF GREECE. W. H. S. Jones. 4 Vols. and Companion Vol. arranged by R. E. Wycherley.
- PHILO. 10 Vols. Vols. I.-V. F. H. Colson and Rev. G. H. Whitaker. Vols. VI.-IX. F. H. Colson. Vol. X. F. H. Colson and the Rev. J. W. Earp.
- PHILO: two supplementary Vols. (*Translation only.*) Ralph Marcus.
- PHILOSTRATUS: THE LIFE OF APOLLONIUS OF TYANA. F. C. Conybeare. 2 Vols.
- PHILOSTRATUS: IMAGINES; CALLISTRATUS: DESCRIPTIONS. A. Fairbanks.
- PHILOSTRATUS and EUNAPIUS: LIVES OF THE SOPHISTS. Wilmer Cave Wright.
- PINDAR. Sir J. E. Sandys.
- PLATO: CHARMIDES, ALCIBIADES, HIPPARCHUS, THE LOVERS, THEAGES, MINOS and EPINOMIS. W. R. M. Lamb.
- PLATO: CRATYLUS, PARMENIDES, GREATER HIPPIAS, LESSER HIPPIAS. H. N. Fowler.
- PLATO: EUTHYPHRO, APOLOGY, CRITO, PHAEDO, PHAEDRUS. H. N. Fowler.
- PLATO: LACHES, PROTAGORAS, MENO, EUTHYDEMUS. W. R. M. Lamb.
- PLATO: LAWS. Rev. R. G. Bury. 2 Vols.
- PLATO: LYSIS, SYMPOSIUM, GORGIAS. W. R. M. Lamb.
- PLATO: REPUBLIC. Paul Shorey. 2 Vols.
- PLATO: STATESMAN, PHILEBUS. H. N. Fowler; ION. W. R. M. Lamb.
- PLATO: THEAETETUS and SOPHIST. H. N. Fowler.
- PLATO: TIMAEUS, CRITIAS, CLEITOPHON, MENEXENUS, EPISTULAE. Rev. R. G. Bury.
- PLOTINUS: A. H. Armstrong. 7 Vols.
- PLUTARCH: MORALIA. 16 Vols. Vols. I.-V. F. C. Babbitt. Vol. VI. W. C. Helmbold. Vols. VII. and XIV. P. H. De Lacy and B. Einarson. Vol. VIII. P. A. Clement and H. B. Hoffleit. Vol. IX. E. L. Minar, Jr., F. H. Sandbach, W. C. Helmbold. Vol. X. H. N. Fowler. Vol. XI. L. Pearson and F. H. Sandbach. Vol. XII. H. Cherniss and W. C. Helmbold. Vol. XIII. 1-2. H. Cherniss. Vol. XV. F. H. Sandbach.
- PLUTARCH: THE PARALLEL LIVES. B. Perrin. 11 Vols.
- POLYBIUS. W. R. Paton. 6 Vols.
- PROCOPIUS. H. B. Dewing. 7 Vols.
- PTOLEMY: TETRABIBLOS. F. E. Robbins.
- QUINTUS SMYRNAEUS. A. S. Way. Verse trans.
- SEXTUS EMPIRICUS. Rev. R. G. Bury. 4 Vols.
- SOPHOCLES. F. Storr. 2 Vols. Verse trans.
- STRABO: GEOGRAPHY. Horace L. Jones. 8 Vols.
- THEOCRITUS. Cf. GREEK BUCOLIC POETS.
- THEOPHRASTUS: CHARACTERS. J. M. Edmonds. HERODAS, etc. A. D. Knox.

- THEOPHRASTUS: ENQUIRY INTO PLANTS. Sir Arthur Hort, Bart. 2 Vols.
THEOPHRASTUS: DE CAUSIS PLANTARUM. G. K. K. Link and B. Einarson. 3 Vols. Vol. I.
THUCYDIDES. C. F. Smith. 4 Vols.
TRYPHIODORUS. Cf. OPIAN.
XENOPHON: CYROPAEDIA. Walter Miller. 2 Vols.
XENOPHON: HELLENICA. C. L. Brownson. 2 Vols.
XENOPHON: ANABASIS. C. L. Brownson.
XENOPHON: MEMORABILIA and OECONOMICUS. E. C. Marchant. SYMPOSIUM and APOLOGY. O. J. Todd.
XENOPHON: SCRIPTA MINORA. E. C. Marchant. CONSTITUTION OF THE ATHENIANS. G. W. Bowersock.



