



2022-23 MURRAY STATE RACERS BASKETBALL



Contact: Dave Winder • Cell: (270) 293-0566 • dwinder@murraystate.edu • @MSURacers • @RacersHoops

PROBABLE STARTERS



JaCobi Wood
G - 6-2 - So.
Cleveland, Tenn.
Transfer: Belmont




Rob Perry
G - 6-4 - Jr.
Orlando, Fla.
Transfer: Stetson



Jamari Smith
F - 6-8 - Jr.
Jonesboro, Ga.
Transfer: Queens (NC)



DJ Burns
F - 6-7 - Jr.
New Orleans, La.
MSU Returner



Brian Moore, Jr.
G - 6-3 - 180 - So.
Harlem, N.Y.
Transfer: NE Oklahoma A&M

TEAM COMPARISON (MVC GAMES)

MUR	Statistic	VU
69.5	Scoring Offense	68.7
73.9	Scoring Defense	72.9
-4.5	Scoring Margin	-4.3
.437	FG Percentage	.435
.465	Opponent FG Percentage	.458
.345	3FG Percentage	.288
.367	Opponent 3FG Percentage	.350
6.2	3FG Made Per Game	6.1
9.3	Opponent 3FG Made Per Game	8.2
.754	FT Percentage	.740
14.0	FTs Made Per Game	12.9
33.2	Rebounds Per Game	33.2
-0.2	Rebounding Margin	-0.9
11.1	Assists Per Game	13.4
10.4	Turnovers Per Game	11.2
4.9	Steals Per Game	5.8
2.5	Blocks Per Game	2.9

MSU CAREER SCORING

Player	Class	Gms	Points	Avg
Jamari Smith	Jr.	110	1574	14.4
Rob Perry	Jr.	104	1531	14.8
Brian Moore	So.	76	1311	17.2
Quincy Anderson	Jr.	103	1090	10.5
JaCobi Wood	So.	92	864	9.3
DJ Burns	Jr.	102	794	7.7
Kenny White	So.	69	615	9.0
Justin Morgan	Fr.	27	70	2.6
Rod Thomas	Sr.	37	36	1.0
Sam Murray	Fr.	19	33	1.7
Braxton Stacker	Fr.	11	8	0.7
Jaxon Edwards	Fr.	10	6	0.6
Marlon Lestin	So.	16	2	0.1

* All schools/levels played in college

Valparaiso Beacons

11-20 (5-15 MVC)

Head Coach: Matt Lottich
Alma mater: Stanford (2004)
at VU: 7th season (108-116)
Career: Same
Missouri Valley: 54-64



Murray State Racers

16-14 (11-9 MVC)

Head Coach: Steve Prohm
Alma Mater: Alabama (1997)
at MUR: 5th season (120-43)
Career: 11th season (217-138)
Missouri Valley: 11-9



Racers Experience First Arch Madness

With the 2022-23 regular season coming to an end with the Murray State Racers securing their 33rd winning season in the last 35 and confirming a winning record in their first season in the Missouri Valley Conference, its on to St. Louis. The Racers meet the Valparaiso Beacons for a third time this season and in consecutive weeks. It's a 6 p.m. tip Thursday at the Enterprise Center. The Racers are the No. 7 seed and VU is No. 10. Drake, the No. 2 seed is waiting the winner with the same 6 p.m. tip time Friday night.

Escape Artists - Racers Win a Thriller In OT

Most fans that watched the Racers' 77-76 overtime win over visiting Valparaiso, let asking themselves "how did they do that?" Trailing 65-62 with six seconds remaining, the Racers took advantage of a VU turnover when JaCobi Wood hit his only 3-pointer of the game to send the game to OT 65-65. Brian Moore was fouled with .5 left on the clock and his first free throw gave the Racers a big win in the home finale.

Murray State Top Rankings - Feb. 27

Category	NCAA	MVC	Stat
Fouls Per Game	30	1	14.7
Turnovers Per Game	48	2	11.1
FT Made Per Game	81	1	14.3
FT Percentage	91	4	.739
FT Attempts Per Game	99	2	19.3
Fastbreak Points	129	3	10.2
Def. Rebounds Per Game	143	5	25.1
Assist/Turnover Ratio	168	7	1.06
Rebound Margin	189	6	+0.5
Rebounds Per Game	192	4	34.7
3PT FG Defense	200	9	.341
Scoring Offense	203	5	70.5
FG Percentage	206	8	.442
FG Percentage Defense	255	8	.448
Scoring Defense	255	10	72.7

PLAYER RANKINGS

JaCobi Wood

Minutes Played Per Gm	26	1	36:14
Total Assists	66	3	135
Assists Per Game	87	3	4.5

DJ Burns

Offensive Reb. Per Gm	55	1	2.87
Total Rebounds	182	8	199

Rob Perry

Minutes Played Per Gm	64	5	35:11
Field Goal Attempts	160	10	363
Total Field Goals	226	10	155

GAME DAY MEDIA

RADIO/TV

Racer Radio: Froggy 103.7 FM

Online audio: Froggy103.com

PXP: Neal Bradley **Analyst:** Kenny Roth

ESPN+ & Bally

PXP: Scott Warmann **Analyst:** Kevin Lehman

Host: Tom Ackerman **Sideline:** Kenny Burke

Beacons Radio

WJBC 93.7 & 1230 AM

PXP: Todd Ickow **Analyst:** Ethan Decatur

Live Stats: GoRacers.com

2022-23 SCHEDULE

NOVEMBER

07 Tue	@Saint Louis	LOST	91-68
12 SAT	LINDSEY WILSON	WON	90-53
17 Thu	#Texas A&M	WON	88-79
18 Fri	#UMass	LOST	71-69
20 Sun	#Tulsa	WON	77-60
26 Sat	@Chattanooga	LOST	69-66

DECEMBER

01 THU	✓ ILLINOIS STATE	WON	70-67 OT
04 Sun	✓ @Valparaiso	WON	77-70 OT
10 Sat	@Bellarmine	LOST	69-58
13 TUE	CHICAGO STATE	WON	66-65
16 FRI	AUSTIN PEAY	WON	68-60
21 Wed	@Middle Tennessee	LOST	83-67
29 THU	✓ S. ILLINOIS	LOST	63-57

JANUARY

01 Sun	✓ @Evansville	WON	78-61
04 Wed	✓ BRADLEY	WON	67-58
07 Sat	✓ @Drake	LOST	82-64
10 Tue	✓ @UNI	LOST	75-67
14 Sat	✓ UIC	WON	81-64
17 Tue	✓ @Belmont	LOST	80-65
21 Sat	✓ INDIANA STATE	WON	82-73
24 Tue	✓ @Southern Illinois	LOST	68-64
28 Sat	✓ MISSOURI STATE	WON	74-71

FEBRUARY

01 Wed	✓ BELMONT	WON	83-82
04 Sat	✓ @Indiana State	LOST	99-56
07 Tue	✓ DRAKE	LOST	92-68
11 Sat	✓ @Bradley	LOST	83-48
15 Wed	✓ @Illinois State	WON	76-75
18 Sat	✓ EVANSVILLE	WON	74-58
21 Tue	✓ Missouri State	LOST	84-69

26 Sun	✓ VALPARAISO	WON	77-76 OT
--------	--------------	-----	----------

MARCH

02 Thu	^Valparaiso	Bally	6p
--------	-------------	-------	----

Myrtle Beach Invitational - Myrtle Beach, S.C.

^ MVC Tournament - St. Louis, Mo. ✓ MVC Game



MVC TOURNAMENT
March 2-5, 2023
Enterprise Center
St. Louis, Mo.



2022-23 MURRAY STATE QUICK FACTS/ROSTER

No	Player	P	H	W	C	Hometown	(Previous Schools)
0	Jaxon Edwards	G	6-6	195	Fr.	Indianapolis, Ind.	Cathedral HS
1	Braxton Stacker	G	6-5	185	Fr.	Fairview Heights, Ill.	Cardinal Ritter College Prep HS
2	Rob Perry	G	6-4	210	Jr.	Orlando, Fla.	Oak Ridge HS/Stetson
4	Patrick Chew	G	6-4	195	Fr.	Phoenix, Ariz.	Brophy College Prep HS
10	Quincy Anderson	G	6-4	205	Jr.	Oshkosh, Wisc.	North Oshkosh HS/Minnesota-Mankato
11	Justin Morgan	G	6-6	215	Fr.	Memphis, Tenn.	Memphis Home School Association
13	Kenny White, Jr.	G	6-7	225	So.	Madisonville, Ky.	Madisonville HS/Tennessee Tech
14	Brian Moore, Jr.	G	6-3	180	So.	Harlem, N.Y.	Kingston HS/NE Oklahoma A&M
22	Sam Murray II	F	6-8	190	Fr.	Gulfport, Miss.	Harrison Central HS
24	JaCobi Wood	G	6-2	185	So.	Cleveland, Tenn.	Cleveland HS/Belmont
25	Rod Thomas	G	6-0	195	Sr.	Paducah, Ky.	Paducah Tilghman HS
35	Marlon Lestin	F	6-9	230	So.	Montreal, Quebec	Halton Prep HS/East Carolina
52	Jamari Smith	F	6-8	225	Jr.	Jonesboro, Ga.	Jonesboro HS/Queens
55	DJ Burns	F	6-7	220	Sr.	New Orleans, La.	Sophie B. Wright HS/Southern

Head Coach Steve Prohm - 7th season (Alabama 1997)

Career Record at MSU: 104-29 (.781) 4 seasons **Career Record:** 201-124 (.681) 12th season in 2022-23

MVC Career Record: 0-0 (.000) **Note:** 2022-23 marks Prohm's fifth season as head coach at MSU after his first stint with the Racers from 2011-15 when he coached four seasons.

Assistant Coaches: Cole Christian - 1st season (Iowa State 2017)

Antwon Jackson - 1st season (Pikeville 1993), Jonathan Mattox 1st season (Emmanuel 2011)

Special Assistant To The Head Coach: Marcus Brown - 2nd Season (Murray State 1995)

Director of Player Development Video Coordinator: Jack Seltam - 1st season (Murray State 2020)

Graduate Assistant: Donte Poole - 1st season (Murray State 2021)

Senior Associate AD - Academics: Matt Kelly 21st season (Alma College 1994)

Associate AD - Communications: Dave Winder 22nd season (Murray State 1987)

Assistant AD - Sports Medicine & Head Athletic Trainer: Eric Frederick 30th season (TCU 1992)

Strength & Conditioning Coach: Erich Murphy 1st season (Washington State 2012)

Team Doctors: Dr. Richard Blalock, Dr. Richard Blalock II **Administrative Assistant:** Crystal Morrow 26th season (Murray State 1994)

Alphabetical Roster

10	Quincy Anderson	G	6-4	205	Jr.
55	DJ Burns	F	6-7	220	Sr.
4	Patrick Chew	G	6-4	195	Fr.
0	Jaxon Edwards	G	6-6	195	Fr.
35	Marlon Lestin	F	6-9	230	So.
14	Brian Moore, Jr.	G	6-3	180	So.
11	Justin Morgan	G	6-6	215	Fr.
22	Sam Murray II	F	6-8	190	Fr.
2	Rob Perry	G	6-4	210	Jr.
52	Jamari Smith	F	6-8	225	Jr.
1	Braxton Stacker	G	6-5	285	Fr.
25	Rod Thomas	G	6-0	195	Sr.
13	Kenny White, Jr.	G	6-7	225	So.
24	JaCobi Wood	G	6-2	185	So.

Pronunciations

Steve Prohm	Proam (like Rome)
Jamari Smith	Juh-MAR-ee
Jacobi Wood	Juh-Coe-BEE

PROGRAM INFORMATION

Location	Murray, Ky. (42071)
Founded	1922
Enrollment	9,456
Colors	Navy & Gold
Nickname	Racers
Conference	Missouri Valley
Arena CFSB Center (8,600)	
President	Dr. Bob Jackson
Director of Athletics	Nico Yantko
Athletics Faculty Rep.	Dr. Dave Gesler

LAST SEASON

2021-22	Overall 31-3	OVC 18-0
First Season	1925-26	
Total Seasons	98th in 2022-23 (1st in MVC)	
Previous 74 seasons were in the Ohio Valley		
Total Winning Seasons	80	
All-Time Record	1706-921 (.649)	
All-Time MVC Record	0-0 (.000)	

RACER HISTORY

MVC Regular Season Championships	0
None	
OVC Regular Season Championships	28
1951, 1964, 1968, 1969, 1980, 1982, 1983, 1988, 1989, 1990, 1991, 1992, 1994, 1995, 1996, 1997, 1998, 1999, 2000, 2006, 2010, 2011, 2012, 2015, 2018, 2019, 2020, 2022	
MVC Tournament Championships	0
None	
OVC Tournament Championships	18
1951, 1964, 1988, 1990, 1991, 1992, 1995, 1997, 1998, 1999, 2002, 2004, 2006, 2010, 2012, 2018, 2019, 2022	
NCAA Tournament Appearances	18
1964, 1969, 1988, 1990, 1991, 1992, 1995, 1997, 1998, 1999, 2002, 2004, 2006, 2010, 2012, 2018, 2019, 2022	
NIT Tournament Appearances	8
1980, 1982, 1983, 1989, 1994, 1996, 2011, 2015	
CIT Tournament Appearances	1
2014 (Champion)	

All-Time Coaches

Carlisle Cutchin	16	1925-41	347	256-91
Rice Mountjoy	1	1941-42	22	18-4
John Miller	6	1942-48	134	74-60
Harlan Hodges	7	1948-55	201	120-81
Rex Alexander	3	1955-58	73	34-39
Cal Luther	16	1958-74	395	241-154
Fred Overton	4	1974-78	103	44-59
Ron Greene	7	1978-85	197	119-78
Steve Newton	6	1985-91	181	116-65
Scott Edgar	4	1991-95	118	79-40
Mark Gottfried	3	1995-98	92	68-24
Tevester Anderson	5	1998-03	155	103-52
Mick Cronin	3	2003-06	93	69-24
Billy Kennedy	5	2006-11	128	107-53
Steve Prohm	4	2011-15	132	104-29
Matt McMahon	7	2015-22	221	154-67
Steve Prohm	1	2022-	0	0-0

Record at start of season

OVC MVP's

21
Jim Jennings (1964), Claude Virden (1969)
Les Taylor (1972) (1973), Gary Hooker (1980),
Glen Green (1983), Jeff Martin (1988) (1989),
Popeye Jones (1990) (1991), Marcus Brown (1995)
& (1996), De'Teri Mayes (1998), Aubrey Reese
(2000), Cuthbert Victor (2004), Isaiah Canaan (2012)
& (2013 Co-MVP), Cameron Payne (2015), Jonathan
Stark (2018), Ja Morant (2019), KJ Williams (2022)

All-Conference Selections

139

MEDIA INFORMATION

Practice Coverage: MSU practices are generally closed. Contact Dave Winder about availability. Coach Prohm has a standing daily availability every day before or after practice.

Video Service: Any television stations and networks needing video of individual MSU players and game footage are asked to call Scott Kopacz (270) 809-6184. His email is skopacz@murraystate.edu

CFSB Center Parking: Media parking is in various areas around the CFSB Center. Contact Dave Winder about what lot you will be in on game day. The address for the CFSB Center is: 1401 KY-121, Murray, KY 42071

Media Attendance: Make requests through Dave Winder (Cell: 270-293-0566, dwinder@murraystate.edu)


Post-Game Interviews: For home games, Coach Prohm and select MSU players will be available in the media room after a 10 minute cooling off period. Media members are welcome to attend the presser in person. It will also be on Zoom and live on YouTube.

MVC Teleconference: The Missouri Valley Conference will hold teleconferences during the season. Contact Mike Kern for dates.


MVC CONTACT

Mike Kern
Missouri Valley Conference
Associate Commissioner - Communications
 Office: (314) 444-4326
 Cell: (314) 435-4779
 E-mail: kern@mvc.org
 Web Page: MVCSports.com
 Twitter: @MVCSports


2022-23 TV & RADIO ROSTER




Jaxon Edwards
6-6 - Fr. - G
Indianapolis, Ind.




Braxton Stackner
6-5 - Fr. - G
Fairview Heights, Ill.




Rob Perry
6-4 - Jr. - G
Orlando, Fla.



Patrick Chew
6-4 - Fr. - G
Phoenix, Ariz.




Quincy Anderson
6-4 - Jr. - G
Oshkosh, Wisc.



Justin Morgan
6-6 - Fr. - G
Memphis, Tenn.



Kenny White, Jr.
6-7 - So. - F
Madisonville, Ky.



Brian Moore, Jr.
6-3 - So. - G
Harlem, N.Y.




Sam Murray II
6-8 - Fr. - F
Gulfport, Miss.




JaCobi Wood
6-2 - So. - G
Cleveland, Tenn.




Rod Thomas
6-0 - Sr. - G
Paducah, Ky.




Marlon Lestin
6-9 - So. - F
Montreal, Quebec



Jamari Smith
6-8 - Jr. - F
Jonesboro, Ga.



DJ Burns
6-7 - Jr. - F
New Orleans, La.



Steve Prohm
Head Coach
1st Season



2022-23 MURRAY STATE SEASON PLAYER NOTES

(0) Jaxon Edwards (G, 6-6, 195, Fr., Indianapolis, Ind.)

- Out of Cathedral High School in Indianapolis, Edwards played for Coach Jason Delaney.
- Was a McDonald's All-America nominee following his senior season.
- In 2021-22, led CHS to the Indiana 4A State Tournament championship.
- Averaged 10.9 points, 5.9 rebounds and 2.7 assists.
- Was a 40.8 percent shooter from the 3-point line.
- Earned a spot on the Indiana All-Star Team as well as being honored twice to the Indiana All-State Team.
- Played for D1 Indiana on the Under Armour Circuit for Head Coach Brian Keeton.

(1) Braxton Stacker (G, 6-5, 185, Fr., Fairview Heights, Ill.)

- Played for Coach Ryan Johnson at Cardinal Ritter.
- Was a two-time Missouri All-State selection.
- In 2020-21 season, was the state's Defensive Player of the Year as a junior in leading his team to a Missouri State Tournament championship.
- In 2021-22 season, Cardinal Ritter made it three-straight seasons appearing in the state semifinals as Stacker scored 16.8 points, grabbed six rebounds and dished out 1.9 assists per game.
- Was a McDonald's All-America nominee.
- Ended prep career scoring nearly 1,400 career points.
- Played for Brad Beal Elite on the EYBL circuit for Head Coach Altonio Irons.

(2) Rob Perry (G, 6-4, 210, Jr., Orlando, Fla.)**2022-23**

- Named to the MVC All-Presason Team.
- Joins Murray State after three seasons at Stetson.
- Scored 14 points in season opener at Saint Louis.
- Hit 4-of-4 from the 3-point line vs Lindsey Wilson.
- Played 108 minutes at the Myrtle Beach Invitational, scored 9.3ppg, on 10-33 3-point shooting.
- Scored his MSU best of 22 points at Chattanooga.
- Had a 20-point night vs Illinois State including sealing 3-pointer in OT.
- In the next game, scored 30 points for the Racers in second OT winner at Valparaiso.
- Named the MVC Player of the Week (Dec. 5) after scoring 50 points in the two games.
- In MSU's first season in The Valley, Perry is the Racers' first honoree for Player of the Week.
- Played in 81:22 of a possible 90 minutes for an average of 41.7mpg. He was productive as well by going 16-of-30 from the field (.533), 9-of-15 from the 3-point line (.600) and 9-of-9 from the free throw line. Perry scored 50 points for a 25.0ppg average in the two games.
- Had his fourth game of 20 points or more at Bellarmine (Dec. 10) with 24 points on 9-of-18 from the field.
- Had his fifth game of 20 or more points against Southern Illinois (Dec. 29) with 26 points on 11-of-16 from the field.
- Had an amazing run of scoring 10-straight points for the Racers in their second half surge at UNI, he finished with 22 points for his sixth game of 20 or more points this season.
- Scored the rare 4-point play vs UIC when he made a 3-pointer in the first half and was fouled. He made the free throw.
- How did Perry score 18 points against Indiana State even though he was 0-9 from the 3-point line? He is much more than a 3-point shooter, as he went 6-8 from 2-point range and he went 6-6 from the free throw line.
- Scored his first MSU double-double at Southern Illinois with 16 points and 10 rebounds. Perry had four double-doubles when he played at Stetson.
- Perry has two 30-point games in his career. The first was in just his second collegiate game while at Stetson (11-09-19 at Western Illinois: 34pts (12-18FG, 6-9 3pt, 4-6FT).
- His second 30-point game was with the Racers (12-4-22 at Valparaiso in overtime: 30pts (10-17FG, 5-7 3pt, 5-5FT).
- at Illinois State, scored Racers' highest first half total of 22 points and finished with 25 points on 9-of-16 from the field with six 3-point baskets.
- Surpassed career 1,500 points in the game at Illinois State, scoring most of it at Stetson from 2019-22 in 74.
- Held scoreless in the Racers' win at home over Evansville on 0-7 from the field.

Before MSU

- In 74 career games for the Hatters, he was a 1,000 point scorer for the Hatters.
- In 2019-20, Earned Atlantic Sun Conference Freshman of the Year honors while scoring 15.1 points per game and hauling in 5.1 rebounds. In 2020-21 season, scored 14.4 points per game with 79 assists.
- Limited to 14 games in the 2021-22 season, Perry still averaged 15.9 points per game.
- In his 74 career games at Stetson, he has scored 1,108 points with 44 games of double-figure scoring.
- His career-high scoring effort was a 30 points on 11-for-18 shooting against Florida Gulf Coast in 2021.
- Out of Oak Ridge High School in Orlando.
- Helped his team to a 2018 Florida State championship.
- Named Second Team All-State by the Florida Association of Basketball Coaches.

(4) Patrick Chew (G, 6-4, 195, Fr., Phoenix, Ariz.)**2022-23**

- Will redshirt this season

Before MSU

- Joins the Racers from Brophy College Prep.
- His team was 25-3 in the 2021-22 season and made it to the semifinals of the Arizona 6A State Tournament and played in the state event for a second consecutive season.
- As a senior in 2021-22, he scored 15.8 points per game, with 6.3 rebounds and 2.9 assists per game in 28 games.
- Was a 49 percent shooter from the field, 36 percent from the 3-point line and 75 percent from the free throw line.
- Helped the Broncos win the 47th annual Father Barry Christmas Classic in Sacramento, California, where he was named Tournament MVP.
- Played three seasons at Brophy Prep and was a two-time Arizona All-State selection in 2021 and 2022.
- Was named Brophy team MVP twice.
- Played AAU basketball with Arizona Select.

(10) Quincy Anderson (G, 6-4, 215, Jr., Oshkosh, Wisc.)**2022-23**

- Scored eight points in the season opener at Saint Louis.
- Made his first MSU start against Lindsey Wilson and scored 10 points with four rebounds, assists and steals.
- Saw action over 38 minutes in Myrtle Beach with 13 points scored.
- Came off the bench vs Illinois State and had a +9 rating on nine points and three rebounds in about 18 minutes played.
- In the Valparaiso win, he grabbed a season-high seven rebounds.
- Hit the clinching 3-point basket vs APSU and finished with 16 points on 5-9 shooting including 2-3 from the 3-point line.
- Reached the 1000-point milestone in the home game vs Bradley as he combined what he accomplished at Minnesota State and Murray State into a career goal.
- At Illinois State, he was a game-changer in his season-high 32:57 on the floor. His stat line was: 6-of-7FG, 2-of-3 3PT, 1-of-1 FT, 4R and no turnovers.
- Turned in another great game in the week with 15 points in the Racers' win over Evansville.
- Combined in wins over ILST and UE, Anderson was 11-of-15 FG, 5-of-8 3PT, 3-of-3 FT for 30 points and a 15.0ppg average.

Before MSU

- Joins the Racers after three seasons at Minnesota State Mankato where he played in 73 games and made 42 starts.
- In 2021-22 season, led the Mavericks in scoring with 17.8 points per game and was second with 6.4 rebounds per game.
- Shot 47 percent from the field, 37 percent from the 3-point line and 75 percent from the free throw line.
- Led the team with 31 steals and had 12 games of 20-point scoring with a season-high of 35 points.
- Named to the All-Northern Sun Intercollegiate Conference Team for the second time.
- In 73 career games, scored 884 points for a 12.1 per game average and he is a career 37 percent shooter from the 3-point line (106-285).
- Out of Oshkosh North High School, teamed with Tyrese Haliburton to win a Wisconsin state championship.

2022-23 MURRAY STATE SEASON PLAYER NOTES

- Haliburton went on to play for Coach Prohm at Iowa State, thus the knowledge of Anderson, who went on to play at Minnesota State.

(11) Justin Morgan (G, 6-6, 215, Fr., Memphis, Tenn.)**2022-23**

- Played six minutes in the opener at Saint Louis.
- Hit a pair of threes against Lindsey Wilson for his first points as a Racer.
- Played nine minutes vs Chicago State and grabbed three steals.
- On New Year's Day, scored 15 points to lead the Racers to a win at Evansville on 5-9 from the field with three 3-point baskets. He played a total of 14:20.
- Earning more playing time as the season progresses, Morgan had a big game against Indiana State. In 25:45 of playing time, he scored five points and grabbed seven rebounds.

Before MSU

- Joins Murray State after playing for Coach Preston Butts for the Memphis Home Education Association team.
- A prolific scorer, finished his prep career with 2,870 career points.
- Averaged 20 points per game in his final two seasons.
- Played for Team Thad on the EYBL circuit.
- Same team that former Racer and 2018 Ohio Valley Conference Player of the Year Jonathan Stark played for.
- Morgan's coach for Team Thad was Norton Hurd.

(13) Kenny White, Jr. (F, 6-7, 225, So., Madisonville, Ky.)**2022-23**

- Scored 10 points in the season opener at Saint Louis.
- Had a big week in Myrtle Beach scoring 12.7ppg with 6.0rpg.
- Helped the Racers to a win over Austin Peay with 15 points on 6-9 from the field and six rebounds.
- Scored 13 second half points against Southern Illinois (Dec. 29).
- Had nine rebounds in the first half at UNI.
- Came off the bench vs Belmont at home to score 14 points and grab six rebounds in 33 minutes of action.
- At Illinois State, White was big for the Racers off the bench with 16 points on 7-of-10 from the field. It was his first scoring game of 10 or more points since the Belmont game when he had 14 points (Feb. 1).

Before MSU

- Joins the Racers after competing two seasons at Tennessee Tech where he saw action in 42 games with 25 starts.
- In 2021-22, scored 10.2 points per game, hauled in 3.9 rebounds per game and added 46 assists and 33 steals.
- Became a starter (Jan. 13, 2022) against Belmont and responded with 14 points, five rebounds and three blocked shots.
- Started final 19 games of the season and scored in double-figures 14 times and had a season-high 23 points against SIUE.
- Was a 46 percent shooter from the field and 40 percent from the 3-point line.
- Out of Madisonville-North Hopkins High School, was named All-State First Team by the Lexington Herald-Leader and Louisville Courier-Journal in 2020.

(14) Brian Moore, Jr. (G, 6-3, 180, So., Harlem, N.Y.)**2022-23**

- Has come off the bench for the Racers this season.
- Is 8-of-10 from the field with 14 points & five assists.
- Saw action in all three games in Myrtle Beach, where he was 4-12 from the 3-point line and scored four points and had four assists and eight turnovers.
- Came off the bench to score 10 points in the MTSU game on 2-4 from the field and 6-6 from the free throw line.
- Scored his second double-figure game with 10 points against Bradley at home.
- Added a new MSU high game of 14 points on 5-9 from the field and 4-4 from the free throw line at UNI.
- Against UIC, added another season-best with 21 points on 9-13 from the field with five rebounds and three assists.
- Made his first start of the season at Belmont.
- In his second start at home vs Indiana State, he scored a game-high 19 points on 6-13 FG.
- In his third start vs Southern Illinois, Moore scored 19 points on 7-12 from the field with four 3-point baskets.
- Continues his rise in his fifth-straight start at home vs Belmont with 25 points on 10-14 from the field.

- After the Belmont game, was named as the MVC Player of the Night for the Second time, the first was after the SIU game on the road.
- Scored 18 points on 7-7 from the free throw line vs Evansville.

Before MSU

- Joins Murray State from Northeastern Oklahoma A&M.
- In 2022-23 season, started all 30 games and led the Golden Norsemen in scoring with 21.3 points per game and in assists at 5.2 per game.
- Was a 52 percent shooter from the field (240-463) and grabbed 4.2 rebounds per game.
- Had double-figure scoring in 28 games and scored 20 points or more in 15 games.
- His 47 points against Seminole State (Jan. 13, 2022) was the second-best scoring game in school history.
- Selected to the NJCAA D-I All-America Team in 2022.
- Scored 1,064 career points for sixth all-time at NEO.
- His career scoring average of 20.1 points per game places him third at NEO.
- Played prep basketball at Kingston High School.

(22) Sam Murray II (F, 6-8, 190, Fr., Gulfport, Miss.)**2022-23**

- Was a major factor in helping the Racers erase a 10-point deficit in the final three minutes of the first half at Valparaiso.
- at Valpo, ended up playing six minutes with two points on a dunk, with two rebounds and one assist.
- Played six minutes with five points scored in the home game with Bradley.
- Showing the progression made, he came off the bench vs UIC and played a season-high of 13:41 with six points and seven rebounds.

Before MSU

- Joins the Racers from Harrison Central High School.
- In 17 games of the 2021-22 season, scored 17.9 points per game to go with 9.8 rebounds.
- Had a season-best 29-point game against Hazel Green (Dec. 4, 2021) on 10-of-20 from the field.
- Had seven games of scoring 20 or more points in his senior season and seven games of 10 or more rebounds with a season-high of 19 (Feb. 15, 2022) against D'Iberville.
- Played 72 career games for HCHS from 2018-22.
- Had per-game averages of 11.4 points, 7.1 rebounds and 1.3 blocked shots and he was a 70 percent shooter from the field (284-406).

(24) Jacobi Wood (G, 6-2, 185, So., Cleveland, Tenn.)**2022-23**

- Has started the first two games with six assists and two turnovers.
- Had eight rebounds in the season opener at Saint Louis.
- Named to the All-Tournament Team at Myrtle Beach and was the MVC Newcomer of the Week.
- At Myrtle Beach, he scored two career highs with 23 points against Texas A&M and 24 points the next day against UMass.
- Wood was an amazing 25-26 from the free throw line.
- Against Tulsa in the Myrtle Beach 3rd place game, was one rebound from a triple-double with 12 points, nine rebounds and 11 assists.
- (Nov. 22) Named MVC Newcomer of the week. He was the first Racer men's basketball weekly award winner in The Valley.
- Had his second double-double (Dec. 10) at Bellarmine with 11 points and 10 rebounds to go with five assists.
- Scored 20 of his 24 points in the second half as the Racers erased a 15-point halftime deficit to Chicago State with a 66-65 win.
- Produced his fourth game of the season of 20 or more points at Drake with 20 points on 8-14 from the field and 3-6 from the 3-point line.
- Had his fifth game of the season with 20 or more points vs UIC. He scored 21 points and flirted with a triple-double with seven rebounds and assists. He was 8-9 from the field and perfect 3-3 from the 3-point line.
- As the only player that knows what it's like playing for the Racers and Belmont Bruins, Wood scored 12 points in his first game against his old team. He was 5-of-8 from the field, led the Racers with seven rebounds and dished out three assists.
- Once again flirted with a triple-double at home vs Belmont with 8PTS/8REB/8A.
- Tied his career-high with 11 assists at Illinois State.
- Hit the game-tying 3-pointer vs Valparaiso sending the game to OT where the Racers eventually won the game 77-76.

2021-22 MURRAY STATE SEASON PLAYER NOTES

Before MSU

- Joins the Racers from Belmont where he appeared in 64 career games.
- In 2021-22 season, helped the Bruins to 25 wins while scoring 6.3 points per game to go with 70 assists and 26 steals.
- Hit 40 percent from the field, 33 percent from the 3-point line and 76 percent from the free throw line.
- Posted seven games of double-digit scoring including a season-high 18 points against UT Martin on 6-of-9 shooting.
- Had a season-high eight assists against Eastern Illinois.
- Racked up 20 games of 10 points or more as a freshman in 2020-21 including an outstanding debut of 21 points against Howard.
- Out of Cleveland High School, was the Tennessee's Mr. Basketball for class 3A in 2020.
- Named All-State by the Tennessee Sports Writers Association and was the Chattanooga Free Press Player of the Year.

(25) Rod Thomas (G, 6-0, 195, So., Paducah, Ky.)

- In 2021-22, saw action in 15 games with 13 points scored.
- Was 3-of-15 from the 3-point line.
- Had an outstanding prep career at Paducah Tilghman High School.
- Topped 1,600 points in his career with the Blue Tornado.
- Was named to the Paducah Sun All-Purchase Team twice.
- His father, Rod, Sr., played for the Racers for two seasons (2000-02) for Coach Tevester Anderson.

(35) Marlon Lestin (F, 6-9, 230, So., Montreal, Quebec)

- Joins the Racers from East Carolina after playing his freshman season.
- In 2021-22 season, appeared in 10 games for a total of 47 minutes.
- Scored two points and grabbed seven rebounds.
- In 2020-21 season, attended Halton Prep, coached by Jedell Foster, in Ontario.
- Scored 12 points and 10 rebounds per game at Halton.
- In 2019-20 season, played at Redemption Christian Academy (N.Y.).
- In 2018-19 season, played at Trinity International in Las Vegas.

(52) Jamari Smith (F, 6-8, 225, Jr., Jonesboro, Ga.)**2022-23**

- Had a 20-point debut as a Racer in the season opener at Saint Louis with five rebounds. Was 3-of-4 from the 3-point line.
- Averaged 16.7 points and 5.7 rebounds at Myrtle Beach, he was on fire from the field in hitting 57 percent on 21-37 attempts.
- Through the first eight games, has been MSU's most consistent player.
- Has never scored less than six field goals in the first eight games this season.
- Had a season-high four assists vs Valparaiso (Dec. 4).
- Grabbed nine rebounds against Southern Illinois (Dec. 29)
- Scored 16 points on 6-10 shooting at UNI.
- Grabbed eight rebounds at home vs Indiana State with 12 points.
- Had an 18-point night at home vs Evansville on 8-15 from the field.

Before MSU

- Joins the Racers after three seasons at Queens where he appeared in 82 games with 69 starts.
- In 2021-22 season, led Queens in scoring at 17.9 points per game and 7.1 rebounds per game.
- Was a 51 percent shooter from the field, 38 percent from the 3-point line and he hit 72 percent from the free throw line.
- Added 50 assists, 34 blocked shots and 38 steals.
- Scored in double-figures in all but one of 34 games and scored 33 points against Augusta in the NCAA D-II Tournament when he was 12-of-22 from the field and 4-of-8 from the 3-point line to go with eight rebounds.
- In 2021-22, Queens had a final ranking of No. 4 in NCAA D-II and went 30-4.
- Scored 1,251 career points (15.7ppg) for 13th place all-time at Queens.
- Named to the NABC D-II All-America Team after honored as All-South Atlantic Conference Player of the Year.
- Was Georgia Class-6A Player of the Year in 2019 and was named Georgia All-State by USA Today.
- Led Jonesboro High School to 106 victories in four seasons.
- Scored more than 1,300 career points.

(52) DJ Burns (F, 6-7, 220, Sr., New Orleans, La.)**2022-23**

- Scored his MSU best 20 points in the Lindsey Wilson Game.
- Had six rebounds vs SLU.
- Had a big game in the third place battle with Tulsa on with his career-high in rebounding with 15. It was the best rebounding game in the MVC as of Dec. 5.
- Had his second double-digit rebound game of the season and the seventh of his career at at home vs Illinois State.
- Against Chicago State, he grabbed 14 rebounds with 11 coming on the offensive board to go with 18 points.
- Produced his third double-double of the season at home vs Bradley on 16 points and 10 rebounds as he won the duel with All-MVC forward Rienk Mast of Bradley.
- Scored his fourth double-double of the season at home vs Indiana State with 18 points and 11 rebounds. He was 7-11 from the field and 6-7 from the free throw line.
- Had a big game on his final home game against Valparaiso with 21 points on 10-of-18 from the field with eight rebounds.

Before MSU

- After transferring to MSU from Southern, Burns made a positive impact on the team.
- Was a starter in all 34 games in the 2021-22 season.
- Scored 198 points for a per game average of 5.8 to go with a rebound average of 6.3 for eighth place in the OVC.
- Although he didn't qualify to be among the field goal percentage leaders in the OVC, his .575 FG average (77-of-134) was third in the OVC and 26th all-time at Murray State.
- Had six games of 10 or more points with a season-high 19 points vs Campbellsville.
- Was second in the OVC (25th in NCAA 3.15per game) with 107 offensive rebounds behind only Morehead State's Johni Broome at 112.
- Had a career-high 15 rebounds against Middle Tennessee.
- Made his first 11 free throws in MVC play until a miss at home against Indiana State with 30 seconds remaining.
-

Game Information**Opponent:** Valparaiso Beacons **Site (Venue):** St. Louis, Mo. (Enterprise Center)**Date/Game Time:** Thursday, March 2, 2023/6 p.m.**Audio:** WFGS Froggy 103.7FM **PxP:** Neal Bradley **Analyst:** Kenny Roth**TV:** ESPN+ & Bally **PxP:** Scott Warmann **Analyst:** Kevin Lehman**Live Stats:** GoRacers.com **Twitter In Game:** @RacersHoops**MUR Record (Streak):** 16-14, 11-9 MVC (W1) **VU Record (Streak):** 11-20, 5-15 MVC (L3)**MUR Last Game:** Won 77-76 in OT home vs Valparaiso**VU Last Game:** Lost 77-76 in OT at Murray State**All-Time Series vs. VU:** Tied 3-3**First Meeting:** 1999 MSU won in St. Louis 78-58 at Hoop & Quill Classic**Last Meeting:** 2023 Won 77-76 in OT home**Last Overtime:** 2023 MSU won home 77-76 OT**Last MSU Win:** 2023 MSU won home 77-76 OT **Last VU Win:** 2014 93-58 at Music City Challenge**Largest MSU Win:** +20 neutral 1999 78-58 **Largest MSU Loss:** -35 neutral 2014 93-58**Last Five vs VU:** 2-3**GAME DAY & SEASON NOTES****Game Day Notes**

- o The Racers first foray through The Valley had its high points and bumps in the road. However, the Racers have clinched a winning season and had a winning record (11-9) in the MVC.
- o The Racers won back to back games five times, but never three in a row and they never lost more than three in a row.
- o With four 1,000-point scorers on the team this season: Smith (1,574 points), Perry (1,531), Brian Moore (1,311) and Quincy Anderson (1,090).
- o The next Racers' players closing in on being a member of the 1000-Point Club are JaCobi Wood (864) and DJ Burns (794).
- o With a great buzz among Racer Nation, some good numbers of MSU fans will be at the game at the Enterprise Center.
- o MSU's attendance of 5,342 gave vs Valpo gave them 10 crowds of 5,000 or more in 13 games this season.
- o The Racers lead the MVC in attendance with about 5,200 per game average.
- o The Racers have 14 games this season in which they've scored 30 or more points. They are 12-2 with losses to Belmont and Drake on the road.

Recapping the Valparaiso

- o The Murray State Racers finished off the 2022-23 season with a 77-76 overtime win over the Valparaiso Beacons in the final home game at the CFSB Center in Murray, Ky.
- o DJ Burns scored 21 points on 10-of-18 from the field with eight rebounds to lead the Racers, while Quincy Anderson added 15 points off the bench. JaCobi Wood had 13 points and five assists, with Brian Moore, Jr. scoring 11 points.
- o Trailing 65-62 with six seconds remaining, Wood hit his only 3-pointer of the game to send the game to OT 65-65.
- o The Racers survived a stretch of 8:30 and 10 straight missed shots in the second row to get the win.
- o The Racers hit five-straight baskets in the overtime.

Season Notes

- o Rob Perry had the Racers' longest free throw streak of the season halted at 20 in the Missouri State game at home (Jan. 28).
- o Brian Moore's streak of 21 in a row ended in the Valpo game (Feb. 26).
- o The Racers have six free throw streaks of 12 or more this season.
- o MSU's all-time streak was set in 2018 by Jonathan Stark at 39 in a row.
- o Quincy Anderson's chase to be a career 1,000-point scorer saw him reach the magic number (Jan. 4) with an offensive rebound and score with 15:26 remaining in the game vs Bradley.
- o Anderson makes four 1000-Point Club players for the Racers currently and all are a mixture of their time with MSU and their school they competed at prior. The other MSU 1000-Point players are Jamari Smith, Brian Moore, Jr., and Rob Perry.
- o DJ Burns had back-to-back double-digit scoring games for the first time since the Tulsa and Chattanooga games this season against Chicago State (Dec. 13) and Austin Peay (Dec. 16). It led to him being named MVC Player of the Week.
- o Burns' big week included (15pts (7-10FG), 8reb, 1blk vs Chicago State) and (18pts (6-8FG), 14reb, 2blk vs Austin Peay).
- o His total for the week were: 33pts (16.5ppg), 13-18FG (.722), 7-11FT (.636), 22reb (11.0), 1A, 3blk.
- o In 25 years of MSU basketball in the CFSB Center, the 15-point halftime deficit overcome to win at home vs Chicago State (Dec. 13) is the record for the arena.
- o In 2005 MSU trailed by 14 points at half (38-24) to Austin Peay, but the won the game 82-73 (02-12-2005).

2022-23 Murray State Team Makeup

- o **Roster Construction:** 7 transfers: 4 D-I, 2 D-II, 1 JUCO, 5 freshmen, 2 returners.
- o **Five freshmen** - Patrick Chew (Brophy College Prep), Jaxon Edwards (Cathedral), Justin Morgan (Memphis Home Sch. Assoc.), Sam Murray (Harrison), Braxton Stacker (Cardinal Ritter).
- o **Four D-I Transfers** - Marlon Lestin (E. Carolina), Rob Perry (Stetson), Kenny White, Jr. (Tennessee Tech), Jacobi Wood (Belmont).
- o **Two D-II Transfers** - Quincy Anderson (Minnesota State) and Jamari Smith (Queens-NC).

MSU CURRENT STREAKS

All Games	W1
Valparaiso	
Last Loss: Missouri State	
At CFSB Center	W2
Evansville, Valparaiso	
Last Loss: Drake	
On the Road	L1
Missouri State	
Last Win: Evansville	
Neutral Floor	W1
Tulsa	
Last loss: UMass	
Non-MVC Home	W25
WSU, SU, MOST, PVAM, JSU, UE, BU, SU, Brescia, SIU, MTSU, KSU, CU, Gville, ISU, Transy, CU, BU, C-ville, MTSU, TWU, Chattanooga, LWC, CSU, APSU	
Last loss: Auburn (12-19-2017)	
Non-MVC Road	L5
Auburn, Saint Louis, UTC, Bellarmine, Middle Tenn.	
Last win: Memphis	
MVC Overall	W1
Valparaiso	
Last Loss: Missouri State	
MVC Home	W2
Evansville, Valparaiso	
Last Loss: Drake	
MVC Road	L1
Missouri State	
Last Win: Evansville	

MSU VS 2022-23 OPPONENTS

Opponent	First	Last	W	L	Str
Saint Louis	1989	2022	0	9	L9
Lindsey Wilson	2022	2022	1	0	W1
Texas A&M	1946	2022	2	0	W2
UMass	2022	2022	0	1	L1
Tulsa	1954	2022	3	1	W3
Chattanooga	1963	2021	7	3	L1
Illinois State	1971	2023	8	1	W6
Valparaiso	1999	2023	3	3	W2
Bellarmine	2021	2022	1	1	L1
Chicago State	2003	2022	2	0	W2
Austin Peay	1941	2022	92	45	W3
Middle Tenn.	1930	2022	108	37	L1
Southern Illinois	1929	2022	19	20	L2
Evansville	1943	2023	28	13	W2
Bradley	1962	2023	8	8	L1
Drake	1938	2023	2	3	L3
UNI	2023	2023	0	1	L1
UIC	2006	2023	2	1	W1
Belmont	1986	2023	12	13	W1
Indiana State	1945	2023	4	8	L2
Missouri State	1943	2023	4	4	L1

- o In 2003, Southern Illinois had the Racers down by 13 points at halftime (38-25), but the Racers came back to win 68-64 (12-17-2003).
- o Last December (12-10-21), the Racers trailed at Memphis by 14 points (40-26), but a second half of 10 made 3-point baskets enabled them to win 74-72
- o In 2007, the Racers trailed Tennessee State in Nashville by 16 points at halftime (42-26), but came back to win 86-83 in overtime (01-04-2007).
- o JaCobi Wood flirted with a triple-double (Nov. 21) vs Tulsa where he ended with 12pts/8reb/11a.
- o Wood's 11 assists vs Tulsa is the season-high so far in The Valley.
- o The win at home vs Illinois State was MSU's first home OT win since 2015 vs Eastern Kentucky.
- o MSU's win at Valparaiso (Dec. 4) was their first road OT win since 2020 at Southeast Missouri.
- o The last time MSU won back-to-back OT games was in 2015 in the mentioned game vs ECU and another three weeks apart at SEMO. Those two OT wins were part of MSU's school-record 25 consecutive wins.
- o Beginning with their win in overtime last March at the NCAA Tournament over San Francisco, the Racers have won their last three OT games.
- o The Racers are 5-2 their last seven overtime games since they defeated Tennessee Tech in two OTs at the Ohio Valley Conference Tournament in 2017.
- o SIU ended MSU's home win streak at 20 on Dec. 29.
- o It marks the seventh time in 98 collegiate seasons that MSU has won 20 or more games consecutively at home.
- o An unusual stat line for the Racers in the SIU game included the team only recording six assists and were only able to force the Salukis into four turnovers.
- o The Racers and Salukis combined for 49 first half points. The last time MSU played a first half with less than 50 combined points was at Missouri State (12-03-19) when there was 47 points scored as the Bears led the Racers 25-22.

2022-23 NCAA D-I Wins

(teams in D-I for at least 25 yrs)

Rk	School	1st Yr.	Wins
38.	Tennessee	1908-09	1,718
39.	Oklahoma St.	1907-08	1,716
40.	Dayton	1903-04	1,712
41.	Murray State	1925-26	1,707
42.	Georgetown	1906-07	1,706
43.	Kansas State	1902-03	1,695
44.	Virginia	1906-06	1,694
45.	Marquette	1916-17	1,684
46.	USC	1906-07	1,676
47.	Akron	1901-02	1,671

2022-23 NCAA D-I Win Percentage

Rk	School	1st Yr.	Pct
9.	W. Kentucky	1914-15	.660
10.	Villanova	1920-21	.659
11.	VCU	1970-71	.652
12.	Murray State	1925-26	.650
13.	Louisville	1911-12	.649
14.	Notre Dame	1896-97	.645
15.	Norfolk State	1953-54	.644
16.	Arkansas	1923-24	.642
17.	Illinois	1905-06	.641
18.	St. John's	1907-08	.640

Racer Basketball By The Numbers

- 1 NBA Rookie of the Year Award winner. Ja Morant in 2020.
- 3 NBA Draft selections since 2013. Isaiah Canaan to Rockets in 2013, Cameron Payne to OKC in 2015 and Ja Morant to Grizzlies in 2019.
- 3 Freshman of the Year Awards - Ivan Aska (2009), Isaiah Canaan (2010) & Cameron Payne (2014) (OVC)
- 5 NCAA wins-NC State (1988), Vanderbilt (2010), Colorado State (2012), Marquette (2019), San Francisco (2022)
- 8 National Invitational Tournament appearances - 2015 quarterfinalist.
- 8 Consecutive coaches that have led MSU to the NCAA Tournament (Newton, Edgar, Gottfried, Anderson, Cronin, Kennedy, Prohm and McMahon)
- 11 Retired numbers - Most recent - Isaiah Canaan in 2018 & Ja Morant in 2020
- 13 League scoring champions - KJ Williams in 2021-22 (OVC)
- 17 Head coaches - Steve Prohm named HC for second time March 28, 2022
- 18 Tournament Championships - MSU in 2022 (OVC)
- 18 NCAA Tournament appearances - MSU in 2022
- 17 MSU All-America selections - Ja Morant in 2019
- 21 Player of the Year Awards - KJ Williams 2022 (OVC)
- 22 Total NBA Draft selections - Ja Morant in 2019
- 28 Regular season championships (OVC)
- 45 MSU Hall of Fame members from men's basketball - Paul King in 2022
- 81 Winning seasons - Since 1987 MSU Has 33 winning seasons in last 35

FUTURE RACERS - 2023 SIGNING CLASS



John McCrear - F - 6-9 - Woodford County HS - Detroit, Mich.

- o Playing for Coach Jaron Brown.
- o 2021-22 season, led WCHS to 21 wins and a district championship.
- o Averaged 12 points per game, 7.0 rebounds and led his team in blocked shots.



Lawrent Rice - G - 6-3 - Wayne HS - Huber Heights, Ohio

- o Playing for Coach Nate Martindale.
- o Goes into his senior season as a 1,000-point scorer after he averaged 20.8 points per game in his junior season in 2021-22.
- o Led Greater Western Ohio Conference in scoring and Ohio Second Team All-State.

SPECIALTY STATS

POT - Points off turnovers PIP - Points in Paint
2ND - Second Chance Points FB - Fast break
Points POB - Points Of The Bench

Opp	POT	PIP	2ND	FB	Bench
SLU	17	28	12	12	17
LWU	24	48	7	23	22
TXAM	15	28	4	24	10
UMass	8	24	11	9	23
Tulsa	17	40	16	18	14
UTC	10	28	14	4	2
ILST	13	28	6	8	9
VALPO	16	32	10	7	7
BU	15	16	16	4	13
CSU	15	34	18	5	12
APSU	17	38	9	19	16
MTSU	10	24	4	12	23
SIU	4	16	6	6	6
UE	15	38	6	20	25
BRD	16	36	14	11	18
DRK	13	32	2	8	24
UNI	9	20	9	10	8
UIC	16	50	11	9	30
BEL	7	34	15	2	15
ISU	12	38	16	13	9
SIU	19	24	11	12	11
MSU	2	30	16	6	9
BEL	17	28	5	10	8
ISU	4	24	6	0	9
DRK	7	24	16	7	16
BRD	2	14	0	5	8
ILST	9	36	6	5	31
UE	4	38	10	8	27
MSU	15	12	9	14	15
VALPO	16	36	9	10	25

SEASON RECORDS

Statistic	19-20	20-21	21-22	22-23
Home	15-0	9-4	15-0	11-2
Road	6-6	4-8	11-1	3-11
Neutral Floor	2-3	0-1	4-1	2-1
Lead Halftime	20-2	13-4	22-0	12-2
Trailing Half	2-6	0-8	7-2	3-13
Tied at Half	0-1	0-0	1-0	
Lead/Tied 5:00 left	21-2	12-2	28-0	11-4
Trailing 5:00 left	2-6	0-9	2-2	4-10
Overtime Games	1-1	0-0	1-0	2-0
Decided +5 or less	6-5	0-6	7-0	6-5
Opp scores -70	16-3	10-3	24-1	7-5
Opp scores 70+	5-6	3-9	6-1	8-10
MSU shoots 50%	10-1	11-1	13-0	5-1
MSU shoots -50%	15-8	1-10	17-2	10-14
Opp. shoots 50%	1-1	0-4	3-0	1-6
Opp. shoots -50%	18-10	12-2	24-1	14-8
MSU more threes	11-3	10-3	15-0	5-0
MSU less threes(tied)	11-6	2-9	15-2	10-14
MSU more reb	19-4	11-4	26-0	10-5
MSU less reb	4-5	2-7	4-1	5-8
November	4-3	1-0	6-1	3-3
December	3-2	3-4	5-1	4-3
January	9-0	3-4	9-0	4-5
February	6-3	6-4	8-0	4-4
March	1-1	0-1	2-0	

- With their home non-conference schedule completed, the Racers have won 25-straight games against non-league opponents since their last loss in 2017 to Auburn.

Missouri Valley Season Notes

- It was a historic night when the Racers hosted Illinois State in their MVC inaugural game (Dec. 1) The Racers won in overtime and Belmont beat Valparaiso.
- These wins mark the first time since Dec. 10, 1994, that a new MVC member won its first league basketball game (Evansville beat Illinois State that year.)
- 5,471 watched the Racers' first MVC game, which was the most-attended conference opener in The Valley this season.
- Murray State became just the sixth first-year MVC member since WWII to win its first two conference games, and the Racers are the first to win the first two in overtime.
- The Racers' 88-79 win (Nov. 17) over No. 24 Texas A&M at the Myrtle Beach Invitational was the MVC's first over a ranked team this season. Drake was the second MVC team to knock off a ranked team (Dec. 20) when they defeated No. 15 Mississippi State.
- Trailing by 22 points in the first 11 minutes of play (30-8) at home vs Chicagi State, MSU came back to beat the Cougars 66-65 (Dec. 13). MSU's win is tied with the fourth-best comeback in MVC history.
- A 28-point deficit comeback by Bradley against New Mexixo State in 1977 is the record.

Missouri Valley Preseason Notes

- On July 1, 2022, after being a founding member of the Ohio Valley Conference in 1948 and spending 74 years in the league, the Racers became official members of the Missouri Valley Conference.
- For the first time, the MVC will have 12 schools after the first time of inviting three new members for the same season as Belmont and UIC join the MVC with the Racers.
- In 2022-23, MVC teams will play a 20-game league schedule for the first time, with two Conference games taking place the week after Thanksgiving. Teams will play nine opponents twice, and the other two league teams once each (one home, one away).
- There are five coaches that are coaching in the MVC for the first time. Steve Prohm (Murray State), Ryan Pedon (Illinois State) and David Ragland (Evansville) are in their first season with their teams and Belmont's Casey Alexander and UIC's Luke Yaklich are also coaching in The Valley for the first time.
- In the 2022-23 preseason, it was noted that the league's 12 schools have a combined 22 starters returning (of 60 possible), giving the MVC its lowest percentage of returning starters in at least 20 seasons at 36.7 percent. Only three previous times since 2003-04 has the league returned fewer than 50 percent of its starting lineups from the previous season (44 percent in 2013-14; 46 percent in 2008-09; and 48 percent in 2007-08). Four schools (Bradley, Drake, Indiana State, and Southern Illinois) have more starters returning than those not returning.
- The MVC has combined for 20 wins in the NCAA Tournament in the past nine NCAA championships and has earned multiple bids 16 times since 1994. Since 2010, The Valley has had two Final Four appearances.
- Tucker DeVries (Drake) is one of four MVC student-athletes playing for their fathers in men's basketball, joining Hunter Jacobson (UNI), Jaden Schertz (Indiana State), and Griffin Yaklich (UIC).

Racer Tradition Among the Best

- As the 2022-23 season begins, the Racers are ranked among the best of the best in success and longevity.
- In the group of schools that have played at least 25 years at the Division I level, the Racers are 41st in all-time wins and 12th in winning percentage.. MSU was 1,707-919 (.650) at the start of the season.

Prohm Returns For Second Era

- Coach Matt McMahon left after sevens seasons at MSU for LSU and the person who hired him as an assistant in 2011, Steve Prohm, is back for his fifth season and second run as the MSU head coach.
- Since late March, Prohm hired a staff and signed 12 new players for a 14-player roster.
- Prohm was head coach at Iowa State from 2015-21.

MVC Home Opening Night Attendance		
Opp	Home	Total
Illinois State	Murray State	5,471
SIU	Evansville	4,286
Indiana State	Southern Illinois	4,126
UNI	Bradley	4,043
Bradley	Missouri State	3,582
Drake	Indiana State	3,459
Belmont	Illinois State	3,165
Evansville	UNI	2,983
UIC	Drake	2,860
Valparaiso	Belmont	2,056
Murray State	Valparaiso	1,445
Missouri State	UIC	1,174

Coaches Returning to Same School - NCAA DI		
Name	Team	Previous
Steve Prohm	Murray State	2011-15
Ed Conroy	Citadel	2006-10
Thad Motta	Butler	1997-01
Lorenzo Romar	Pepperdine	1996-99

NCAA D-I NEW HEAD COACHES

Coach	Team	League
Matt McKillop	Davidson	A-10
Chris Caputo	George Washington	A-10
Frank Martin	UMass	A-10
Keith Uργο	Fordham	A-10
Fran Dunphy	LaSalle	A-10
Archie Miller	Rhode Island	A-10
Mike Schwartz	East Carolina	AAC
Jon Scheyer	Duke	AAC
Rob Lanier	SMU	AAC
Eric Konkol	Tulsa	AAC
Kenny Payne	Louisville	ACC
Chris Markwood	Maine	Am. East
Levelle Sanders	Binghamton	Am. East
Pat Chambers	Florida Gulf Coast	ASUN
Sean Miller	Xavier	Big East
Thad Matta	Butler	Big East
Shaheen Holloway	Seton Hall	Big East
Kyle Neptune	Villanova	Big East
David Patrick	Sacramento State	Big Sky
Eric Duft	Weber State	Big Sky
G.G. Smith	High Point	Big South
Phillip Shumpert	North Carolina A&T	Big South
Trent Johnson	Cal St. Northridge	Big West
Kevin Willard	Maryland	Big-12
Jerome Tang	Kansas State	Big-12
Billy Taylor	Elon	Colonial
Talvin Hester	Louisiana Tech	CUSA
Bart Lundy	Milwaukee	Horizon
Daniyal Robinson	Cleveland State	Horizon
Bashir Mason	St. Peter's	MAAC
Michael Lewis	Ball State	MAC
Dwayne Stephens	Western Michigan	MAC
Travis Steele	Miami (Ohio)	MAC
Erik Martin	South Carolina State	MEAC
Ryan Pedon	Illinois State	MVC
Steve Prohm	Murray State	MVC
David Ragland	Evansville	MVC
Donald Copeland	Wagner	NEC
Rod Strickland	Long Island	NEC
Tobin Anderson	Fairleigh Dickinson	Northeast
Mike Jordan	Lafayette	Patriot
Chris Jans	Mississippi State	SEC
Dennis Gates	Missouri	SEC
Matt McMahon	LSU	SEC
Mike White	Georgia	SEC
Lamont Paris	South Carolina	SEC
Ed Conroy	The Citadel	Southern
Dan Earl	Chattanooga	Southern
Andrew Wilson	VMI	Southern
Corey Gipson	Northwestern St.	Southland
Eric Peterson	South Dakota	Summit
Chris Crutchfield	Omaha	Summit
Marvin Menzies	Kansas City	Summit
Jonas Hayes	Georgia State	Sun Belt
George Ivory	MVSU	SWAC
Mo Williams	Jackson State	SWAC
Otis Hughley Jr.	Alabama A&M	SWAC
Tony Madlock	Alabama State	SWAC
Chris Victor	Seattle	WAC
Greg Heiar	New Mexico State	WAC
Chris Gerlufsen	San Francisco	WCC
Steve Lavin	San Diego	WCC

2022-23 MURRAY STATE MEN'S BASKETBALL

MISSOURI VALLEY CONFERENCE

MISSOURI VALLEY CONFERENCE 2022-23 STANDINGS (Final Standings)

I----- MVC -----I						----- Overall -----I					
SCHOOL	MVC	PCT.	H	A	STR	ALL	PCT.	H	A	N	L10 STR
Bradley	16-4	.800	9-1	7-3	W10	23-8	.742	15-1	8-4	0-3	10-0 W10
Drake	15-5	.750	9-1	6-4	L1	24-7	.774	14-1	6-6	4-0	9-1 L1
Southern Illinois	14-6	.700	8-2	6-4	W2	22-9	.710	13-2	8-6	1-1	6-4 W2
Belmont	14-6	.700	9-1	5-5	W2	21-10	.677	12-2	7-7	2-1	6-4 W2
Indiana State	13-7	.650	7-3	6-4	L2	20-11	.645	11-4	7-6	2-1	7-3 L2
Missouri State	12-8	.600	7-3	5-5	W2	16-14	.533	10-4	5-8	1-2	6-4 W2
Murray State	11-9	.550	8-2	3-7	W1	16-14	.533	11-2	3-11	2-1	5-5 W1
UNI	9-11	.450	5-5	4-6	L2	13-17	.433	8-8	4-7	1-2	2-8 L2
Illinois State	6-14	.300	5-5	1-9	W1	11-20	.355	8-7	3-9	0-4	3-7 W1
Valparaiso	5-15	.250	3-7	2-8	L4	11-20	.355	8-7	2-12	1-1	2-8 L4
UIC	4-16	.200	3-7	1-9	L1	12-19	.387	7-8	3-11	2-0	3-7 L1
Evansville	1-19	.050	1-9	0-10	L5	5-26	.161	3-10	1-14	1-2	1-9 L5

MSU TRENDS VS MVC TEAMS

ALL GAMES

Most Recent Game

Opponent	Streak	Date	W/L	H/A	Score
Illinois State	Won 6	02-15-23	Won	Away	76-75
Indiana State	Lost 1	02-04-23	Lost	Away	99-56
Bradley	Lost 1	02-11-23	Lost	Away	83-48
Evansville	Won 2	02-18-23	Won	Home	74-58
UIC	Won 1	01-24-23	Won	Home	81-64
Valparaiso	Won 2	02-26-22	Won	Home	77-76OT
Belmont	Won 1	02-01-23	Won	Home	83-82
Missouri State	Lost 1	02-21-23	Lost	Away	84-69
UNI	Lost 1	01-10-23	Lost	Away	75-67
Drake	Lost 3	02-07-23	Lost	Home	92-68
Southern Illinois	Lost 2	01-24-23	Lost	Away	68-64

Last Opposite Result

Date	W/L	H/A	Score
12-13-15	Lost	Away	63-61
02-23-08	Lost	Home	79-62
01-04-23	Won	Home	67-58
12-21-19	Lost	Away	78-77OT
11-28-06	Lost	Away	74-68
11-29-14	Lost	Neutral	93-58
01-17-23	Lost	Home	80-65
01-28-23	Won	Home	74-71
None			
11-30-14	Won	Neutral	68-59
11-19-19	Won	Home	79-66

HOME GAMES

Most Recent Game

Opponent	Streak	Date	W/L	H/A	Score
Illinois State	Won 4	12-01-22	Won	Home	70-67OT
Belmont	Won 3	02-01-23	Won	Home	83-82
Bradley	Won 2	01-04-23	Won	Home	67-58
UIC	Won 2	01-14-23	Won	Home	81-64
Evansville	Won 2	02-18-23	Won	Home	74-58
Missouri State	Won 2	01-28-23	Won	Home	74-71
Indiana State	Won 1	01-21-23	Won	Home	82-73
Southern Illinois	Lost 1	12-29-22	Lost	Home	63-87
Valparaiso	Won 1	02-26-22	Won	Home	77-76OT
Drake	Lost 1	02-07-23	Lost	Home	92-68
UNI	None				

Last Opposite Result

Date	W/L	H/A	Score
MSU is 4-0 all-time			
01-30-21	Lost	Home	72-71
12-10-63	Lost	Home	85-78
MSU 2-0 all-time			
12-05-15	Lost	Home	85-81 OT
MSU is 2-0 all-time			
02-23-08	Won	Home	79-62
11-19-19	Won	Home	79-66
12-29-12	Lost	Home	66-64
Drake is 1-0 all-time			

AWAY GAMES

Most Recent Game

Opponent	Streak	Date	W/L	H/A	Score
Illinois State	Won 3	02-15-23	Won	Away	76-75
Valparaiso	Won 1	12-04-22	Won	Away	77-70OT
Indiana State	Lost 1	02-04-23	Lost	Away	99-56
Evansville	Won 1	01-01-23	Won	Away	78-61
Belmont	Lost 1	01-17-23	Lost	Away	80-65
Bradley	Lost 2	02-11-23	Lost	Away	83-48
UIC	Lost 1	11-28-06	Lost	Away	74-68
Missouri State	Lost 2	02-21-23	Lost	Away	84-69
Southern Illinois	Lost 2	01-24-23	Lost	Away	68-64
UNI	Lost 1	01-10-23	Lost	Away	75-67
Drake	Lost 1	01-07-23	Lost	Away	82-64

Last Opposite Result

Date	W/L	H/A	Score
12-13-15	Lost	Away	63-61
11-08-13	Lost	Away	77-74
11-26-08	Won	Away	67-61
12-21-19	Lost	Away	78-77OT
01-15-22	Won	Away	82-60
12-19-81	Won	Away	58-56
UIC leads 1-0 all-time			
Bears are 4-0 all-time			
12-12-18	Won	Away	80-52
None			
None			

MVC PRESEASON POLL

2022-23 Predicted Order of Finish

1.	Drake (52)	646
2.	Bradley (1)	542
3.	Southern Illinois (1)	537
4.	Missouri State	418
5.	UNI	416
6.	Belmont	388
7.	Indiana State	344
8.	Murray State	324
9.	Valparaiso	234
10.	Illinois State	186
11.	UIC	109
12.	Evansville	68

Poll determined by panel of league SIDs, media, and coaches.

MVC PRESEASON TEAM

FIRST TEAM

Tucker DeVries, Drake (MVP)
 Marcus Domask, Southern Illinois
 Ben Krikke, Valparaiso
 Rienk Mast, Bradley
 Roman Penn, Drake
 Ben Sheppard, Belmont

SECOND TEAM

Bowen Born, UNI
 Donovan Clay, Missouri State
 Lance Jones, Southern Illinois
 Cooper Neese, Indiana State
 Garrett Sturtz, Drake

THIRD TEAM

Cameron Henry, Indiana State
 Kobe King, Valparaiso
Rob Perry, Murray State
 Austin Phyfe, UNI
 D.J. Wilkins, Drake

MVC WEEKLY AWARDS

11/21	JaCobi Wood	Newcomer of the Week
12/05	Rob Perry	Player of the Week
12/19	DJ Burns	Player of the Week

RECENT MVC CHAMPIONS

Season	Regular	Rec	Tournament
2001-02	CU/SIU	14-4	Creighton
2002-03	Southern Illinois	16-2	Creighton
2003-04	Southern Illinois	17-1	UNI
2004-05	Southern Illinois	15-3	Creighton
2005-06	Wichita State	14-4	Southern Illinois
2006-07	Southern Illinois	15-3	Creighton
2007-08	Drake	15-3	Drake
2008-09	UNI/CU	14-4	UNI
2009-10	UNI	15-3	UNI
2010-11	Missouri State	15-3	Indiana State
2011-12	Wichita State	16-2	Creighton
2012-13	Creighton	13-5	Creighton
2013-14	Wichita State	18-0	Wichita State
2014-15	Wichita State	17-1	UNI
2015-16	Wichita State	16-2	UNI
2016-17	Illinois State/WSU	17-1	Wichita State
2017-18	Loyola	15-3	Loyola
2018-19	Drake/Loyola	12-6	Bradley
2019-20	UNI	14-4	Bradley
2020-21	Loyola	16-2	Loyola
2021-22	UNI	14-4	Loyola
2022-23	Bradley	16-4	

2022-23 MURRAY STATE MEN'S BASKETBALL

ASSOCIATED PRESS TOP-25

(Feb. 27)

Rk	Team	Rec	Pts	Prev
1	Houston (49)	27-2	1,531	1
2	Alabama (5)	25-4	1,456	2
3	Kansas (8)	24-5	1,445	3
4	UCLA	25-4	1,391	4
5	Purdue	24-5	1,200	5
6	Marquette	23-6	1,173	10
7	Baylor	21-8	1,099	9
8	Arizona	24-5	1,091	7
9	Texas	22-7	1,077	8
10	Gonzaga	25-5	1,026	12
11	Kansas State	22-7	1,002	14
12	Tennessee	21-8	736	11
13	Virginia	21-6	718	6
14	UConn	22-7	714	18
15	Indiana	20-9	697	17
16	Miami (Fla.)	23-6	668	13
17	Saint Mary's	25-6	592	15
18	San Diego State	23-5	552	22
19	Xavier	21-8	505	16
20	Providence	21-8	299	20
21	Maryland	20-9	184	NR
22	TCU	19-10	173	24
23	Kentucky	20-9	162	NR
24	Texas A&M	21-8	161	25
25	Pittsburgh	21-8	140	NR

Receiving Votes: Creighton 87, Duke 78, Oral Roberts 40, Northwestern 39, Florida Atlantic 25, Iowa State 20, Nevada 17, Missouri 16, Arkansas 7, North Carolina State 6, Charleston 6, Clemson 5, Memphis 4, Boise State 3, VCU 1, West Virginia 1

USA TODAY COACHES TOP-25

(Feb. 27)

Rk	Team	Rec	Pts	Prev
1	Houston	27-2	794	—
2	Alabama	25-4	752	—
3	Kansas	24-5	729	1
4	UCLA	25-4	728	-1
5	Purdue	24-5	630	—
6	Marquette	23-6	626	3
7	Texas	22-7	558	1
8	Baylor	21-8	527	2
9	Arizona	24-5	518	-2
10	Gonzaga	25-5	515	2
11	Kansas State	22-7	469	5
12	Virginia	21-6	389	-6
13	Indiana	20-9	362	4
14	Tennessee	21-8	353	-1
15	Miami-Florida	23-6	349	-4
16	Saint Mary's	25-6	339	-2
17	Xavier	21-8	274	-2
18	Connecticut	22-7	254	5
19	San Diego St	23-5	251	1
20	Providence	21-8	239	-2
21	Texas A&M	21-8	113	4
22	Texas Christian	19-10	109	4
23	Creighton	18-11	95	-4
24	Maryland	20-9	82	6
25	Pittsburgh	21-8	64	3

Receiving votes: Northwestern 52; Kentucky 49; NC State 48; Iowa State 42; Duke 29; Florida Atlantic 26; Oral Roberts 11; Southern California 9; Nevada 5; Toledo 3; Clemson 3; Kent St. 2; Boise St. 2.

COLLEGE INSIDER MID-MAJOR TOP-25

(Feb. 27)

Rk	Team	Rec	Pts	Prev
1	Gonzaga (28)	25-5	772	2
2	Saint Mary's (3)	25-6	746	1
3	Oral Roberts	27-4	701	3
4	Charleston	28-3	665	4
5	Toledo	23-6	574	10
6	Hofstra	23-8	544	8
7	Drake	24-7	535	5
8	Kent State	23-6	527	6
9	Southern Miss	25-6	508	7
10	Furman	24-7	463	14
11	Bradley	23-8	419	18
12	Louisiana	23-7	393	12
13	Liberty	24-7	376	13
14	Marshall	24-7	373	9
15	Utah Valley	22-7	312	11
16	Santa Clara	23-8	303	19
17	Sam Houston	22-6	292	17
18	Eastern Washington	22-8	257	16
19	Iona	22-7	218	21
20	UC Santa Barbara	22-7	210	15
21	Kennesaw State	23-8	130	25
22	Southern Illinois	22-9	124	22
23	Colgate	23-8	67	NR
24	UNC Asheville	24-7	62	NR
25	Southern Utah	19-10	61	20

RECEIVING VOTES: Youngstown State 48, Loyola Marymount 45, Yale 42, Vermont 39, Belmont 31, UC Riverside 31, Akron 30, UC Irvine 29, Ball State 21, Towson 19, UMass-Lowell 17, Texas A&M Corpus Christi 12, UNCW 12, Montana State 11, Grambling 10, Milwaukee 10, Norfolk State 8, Princeton 6, Samford 6, Penn 4, James Madison 3, UNCG 3, Cleveland State 2, **Indiana State 1**, Morehead State 1, NKU 1, Northwestern State 1.

NCAA NET RANKINGS

Murray State Opponents NCAA Net Rankings

D/5 D/12 D/19 D/26 J/2 J/12 J/19 J/24 J/30 F/8 F/12 F/22 F/27 M/6 M/13

Missouri Valley Conference

Murray State 103 141 166 178 179 178 183 174 170 206 216 218 218

Belmont 169 206 179 147 153 131 131 116 127 128 124 121 113

Bradley 78 71 80 63 61 62 69 75 77 73 63 60 56

Drake 58 90 104 86 100 98 97 90 79 78 72 71 70

Evansville 318 316 313 298 320 336 339 345 345 350 343 344 349

UIC 256 237 236 253 253 269 283 276 281 282 283 289 285

Illinois State 257 238 257 241 259 242 240 263 252 257 266 270 271

Indiana State 94 87 94 130 103 106 116 128 125 101 94 94 96

Missouri St. 166 185 147 138 105 135 116 139 134 142 144 150 145

UNI 224 295 264 236 228 202 191 186 187 187 213 208 220

Southern Ill. 84 100 111 116 95 97 106 104 108 108 121 126 119

Valparaiso 277 308 311 313 310 322 309 286 288 279 281 280 280

Non-Conference --- --- --- --- --- --- --- --- --- --- --- --- ---

Austin Peay 266 269 266 287 287 244 278 304 321 316 322 326 327

Bellarmine 288 236 263 288 273 267 261 260 261 261 250 261 262

Chattanooga 128 131 131 141 123 134 141 156 167 192 182 189 196

Chicago State 252 264 262 277 288 297 299 287 280 284 284 279 282

UMass 80 85 108 114 134 153 166 161 154 178 192 180 188

Middle Tenn. 111 88 107 105 113 128 125 108 117 110 122 111 108

Saint Louis 56 90 88 104 99 95 86 85 85 98 103 100 98

Texas A&M 120 91 87 111 97 74 55 54 42 38 33 23 27

Tulsa 235 235 243 246 266 294 296 288 286 296 306 323 323

MSU RANKINGS WEEK BY WEEK

Date	MM	AP	USA	NET	KPom
Preseason	RV	---	---	---	129
Oct. 31	RV	---	---	---	135
Nov. 07	RV	---	---	---	134
Nov. 14	RV	---	---	---	135
Nov. 21	RV	---	---	---	109
Nov. 28	RV	---	---	---	115
Dec. 5	---	---	---	103	120
Dec. 12	---	---	---	141	135
Dec. 19	---	---	---	166	148
Dec. 26	---	---	---	178	168
Jan. 03	---	---	---	179	170
Jan. 09	---	---	---	178	174
Jan. 19	---	---	---	183	186
Jan. 24	---	---	---	174	175
Jan. 30	---	---	---	170	170
Feb. 6	---	---	---	206	218
Feb. 12	---	---	---	216	226
Feb. 22	---	---	---	218	226
Feb. 27	---	---	---	218	232

MM - CollegeInsider.com Mid-Major Poll

AP - Associated Press Poll


USA - USA Today Coaches' Poll

NET - NCAA NET Ratings

KP - KenPom.com Rating

RV - Receiving Votes

Paul King Inducted Into Murray State Hall of Fame



In an era when the Racer men's basketball team dominated the Ohio Valley Conference, Paul King was a key component of creating excellence from 1987-91. As the first Racer to win four-consecutive championships, King was inducted with the 2022 class in November. Arriving in Murray from Webster Groves High School in St. Louis where he was a Street & Smith Prep Honorable Mention All-America, King jumped right in as a freshman. The rookie played a key role for the 1987-88 team, one of Murray State's all-time clutch squads. King started 30 games and became the team's defensive stopper. He was part of the Racers' 1988 NCAA Tournament upset when the 14th seeded Racers defeated 3rd seeded North Carolina State. King played 38 minutes in the win over the Wolfpack and 32 minutes against Kansas in a near upset that would've sent the Racers to the NCAA Sweet 16. Playing with MSU Hall of Famers, Jeff Martin, Don Mann, Popeye Jones and Frank Allen, King was never asked to be the go-to guy in scoring. However, as he played with MSU's first, fourth, nine and 14th all-time scorers, King still joined the 1000-Point Club as the 22nd Racer to reach the magic number in 1991. With hall of fame Coach Steve Newton inducted in 2010, there are six from the 1987-88 team in the MSU Hall.

The 2022 class is a great collection of talent and historic achievement including Reggie Swinton and Mike Cherry of MSU Football, Michelle Wenning of women's basketball, Paul King of men's basketball, Melissa Spencer of women's tennis, Jessica Twaddle of softball, Dianne Woodside of women's track & field and Cheryl Whitaker, long time administrative assistant in the athletics department.

Celebrating 25 Years at The Bank

Originally the Regional Special Events Center, the facility opened in the fall of 1998. The arena was completed in June of 1998 after the Kentucky State Legislature had committed 18 million dollars to the project and Murray State raised two million.

- o The arena received its first video boards in 2009.
- o The arena got a new name in 2010 when it became the CFSB Center.
- o Opening night for the Racers happened on Nov. 14, 1998.
- o The Racers hosted Coach Bruce Weber and the Southern Illinois Salukis.
- o Murray State's head coach was Tevester Anderson as the Racers won the game 65-62
- o The first MSU point scored in the building was a free throw by Isaac Spencer.
- o Rod Murray hit the first MSU 3-point basket.
- o Spencer christened the arena with a double-double of 16 points and 11 rebounds.
- o Having closed out Racer Arena with a 30-game win streak, the Racers opened the arena by winning their first 17 games.
- o The Racers had the nation's longest home court winning streak of 47 in a row when it was halted in a 84-78 loss to Southeast Missouri on the night of Jan. 15, 2000.
- o The Racers' 47-game winning streak started in 1996 under head coach Mark Gottfried and lasted three years, one month and 24 days until it was ended in 2000.
- o The streak lasted 1,149 days.



NBA Active Players - Morant & Payne Carry Murray State Banner



Ja Morant - Memphis Grizzlies (2019-present) - Murray State (2017-19)

- o 4th NBA season
- o Played 65 games for MSU with 1,213 points (31st MSU), 396 rebounds (51st MSU) and 532 assists (1st MSU & OVC).
- o 2018-19 set MSU single season scoring record (808) (6th NCAA) with and assists (331)..
- o 2018-19 named OVC Athlete of Year and Consensus All-America, Bob Cousery Award.
- o Drafted 2nd overall by Grizzlies. Highest draft pick in OVC and MSU history.
- o 2020 NBA Rookie of the Year and 2022 All-NBA 2nd Team & Most Improved Player.
- o 2022 became just the third NBA to have multiple 45-point games before turning 23 years old, joining Kobe Bryant and LeBron James.



Cam Payne - Phoenix Suns (2019-present) - Murray State (2017-19)

- o 8th NBA season. (Thunder, Bulls, Suns).
- o Played 69 for MSU with 1,279 points (26th MSU) and 394 assists (5th all-time in 2015).
- o 2015 OVC Player of the Year and Lute Olsen Player of the Year.
- o MSU's first lottery pick by OKC Thunder in 2015. 14th pick overall.
- o Inducted into MSU Hall of Fame in 2020.
- o 2021, scored 29 points in Western Conference Finals, became just third Racer to appear in the NBA Finals.
- o 2022 had career-high 16 assists in a 115-114 win over the New York Knicks.

2023 MVC TOURNAMENT

When The Valley comes together (March 2-5) in spring 2023 for Arch Madness and the Missouri Valley Conference Championship, it will mark the 33rd consecutive year it has been held in St. Louis. It will mark the 29th straight season that the Enterprise Center has hosted the event sponsored by State Farm. Arch Madness is the second-longest neutral site tenured collegiate tourney in the nation following only the Big East Conference in New York City.



RECENT MVC TOURNAMENT CHAMPIONS

1977	Southern Illinois	2001	Indiana State
1978	Creighton	2002	Creighton
1979	Indiana State	2003	Creighton
1980	Bradley	2004	UNI
1981	Creighton	2005	Creighton
1982	Tulsa	2006	Southern Illinois
1983	Illinois State	2007	Creighton
1984	Tulsa	2008	Drake
1985	Wichita State	2009	UNI
1986	Tulsa	2010	UNI
1987	Wichita State	2011	Indiana State
1988	Bradley	2012	Creighton
1989	Creighton	2013	Creighton
1990	Illinois State	2014	Wichita State
1991	Creighton	2015	UNI
1992	Missouri State	2016	UNI
1993	Southern Illinois	2017	Wichita State
1994	Southern Illinois	2018	Loyola
1995	Southern Illinois	2019	Bradley
1996	Tulsa	2020	Bradley
1997	Illinois State	2021	Loyola
1998	Illinois State	2022	Loyola
1999	Creighton	2023	
2000	Creighton		

ARCH MADNESS SCHEDULE

THURSDAY, MARCH 2

Game 1	12p	(8) vs (9)	MVCTV
Game 2	230p	(4) vs (5)	MVCTV
Game 3	6p	(7) vs (10)	MVCTV
Game 4	830p	(6) vs (11)	MVCTV

FRIDAY, MARCH 3

Game 5	12p	(1) vs G1 winner	MVCTV
Game 6	230p	(4) vs G2 winner	MVCTV
Game 7	6p	(2) vs G3 winner	MVCTV
Game 8	830p	(3) vs G4 winner	MVCTV

SATURDAY, MARCH 4

Game 9	230p	G5 winner vs G6 winner	CBSSN
Game 10	5p	G7 winner vs G8 winner	CBSSN

SUNDAY, MARCH 5

Championship	1p	Semifinal Winners	CBS
--------------	----	-------------------	-----

2022-23 MURRAY STATE MEN'S BASKETBALL

COACH STEVE PROHM



Coach Steve Prohm returns to Murray State for a second era as head coach and it comes just as the Racers enter the Missouri Valley Conference. With his legacy with the Racers already secure after a almost a decade in Murray as assistant and then head coach from 2005-12, Prohm is back for the challenge of a new conference.

Introduced as the Racers' 17th head coach on March 28, 2022. 2022-23 is Prohm's 24th overall season in college basketball and 11th as head coach. Prohm's return came about when Coach Matt McMahon became head coach at LSU. Prohm hired McMahon as assistant coach in 2011.

Prohm Iowa State Notes

- o Left Murray State to become the 20th head coach at Iowa State on June 8, 2015.
- o Coached the Cyclones six seasons from 2015-21.
- o Had a 97-95 mark at ISU with three NCAA Tournaments appearances in his six seasons. He was sixth all-time at ISU with 97 wins and 40 Big 12 wins.
- o Cyclones won the 2017 and 2019 Big 12 Tournament titles and advanced as far as the Sweet 16 in the NCAA Tournament in 2016.
- o Prohm was second all-time at ISU with seven wins against AP Top-10 teams. His 17 wins against the top-25 are the third-most in school history.
- o During Prohm's time in Ames, he had six NBA draft picks.

Prohm's First Era At Murray State

- o Prohm's first run as Racers head coach produced an amazing 104-29 record in four seasons from 2011-15.
- o MSU teams won two Ohio Valley Conference regular season titles in 2012 and 2015 and a game in the 2012 NCAA Tournament.
- o 2011-12 team established the Racers as the final undefeated team in the nation at 23-0 with a top-10 national ranking and set the OVC record with 31 wins.
- o 2013-14 team won the CollegeInsider.com Tournament (CIT).
- o 2014-15 team went undefeated in the OVC play, won a conference record 25 consecutive games, and advanced to the quarterfinals of the NIT.

THE PROHM FILE

Hometown: Vienna, Va. **High School:** NW Whitfield - Tunnel Hill, Ga.
Birthdate: July 12, 1974 **Family:** Wife - Katie
Education: Alabama, 1997 **Children:** Cass, Jackson, Francis & Drew
Degree: Education

PROHM VS OPPONENTS

Alabama	1-0	Indiana State	2-1	Saint Mary's	1-1
Alabama A&M	1-0	Iona	1-0	Saint Louis	0-1
Alabama State	1-0	Iowa	2-4	San Francisco	1-0
Alaska-Anchorage	1-0	Jackson State	1-0	San Diego State	1-0
Alcorn State	2-0	Jacksonville State	3-1	Savannah State	1-0
Appalachian State	1-0	Kansas	4-9	Seton Hall	1-1
Arizona	0-1	Kansas City	1-0	Southeast Missouri	6-2
Ark.-Little Rock	1-0	Kansas State	7-6	SIUE	5-2
Ark.-Pine Bluff	2-0	Evansville	2-0	Southern Illinois	2-2
Arkansas State	2-0	Lipscomb	3-0	Southern	1-0
Auburn	1-1	Lindsey Wilson	1-0	Southern Miss.	2-0
Austin Peay	9-0	Marquette	0-1	St. John's	1-0
Baylor	3-10	Md. Eastern Shore	1-0	South Dakota St.	1-1
Belmont	3-4	Memphis	1-0	TCU	5-8
Bellarmine	0-1	Miami (Fla.)	1-0	Tennessee	0-1
Bethel (TN)	6-0	Michigan	0-1	Tennessee State	11-1
Buffalo	1-0	Middle Tennessee	1-2	Tenn. Temple	1-0
Boise State	2-0	Milwaukee	0-1	Texas	4-9
Bradley	1-1	Mississippi	1-0	Texas A&M	1-1
Chattanooga	1-1	Mississippi State	0-1	Texas Southern	1-0
Chicago State	2-0	Mississippi Valley	2-0	Texas Tech	5-7
The Citadel	1-0	Missouri	1-1	Tulsa	3-0
Cincinnati	1-1	Missouri State	2-1	Towson	1-0
Colorado	1-1	Morehead State	6-0	UAB	1-0
Colorado State	1-0	Morgan State	1-0	UIC	1-0
Coppin State	1-0	Mount St. Mary's	1-0	UMass	0-1
Dayton	1-2	Nevada	1-0	UTEP	1-0
Drake	3-2	North Dakota State	2-0	UT Martin	7-1
Eastern Illinois	8-1	Northern Illinois	2-0	Vanderbilt	0-1
Eastern Kentucky	4-2	UNI	1-2	Valparaiso	2-3
Evansville	5-0	Ohio State	0-1	Virginia	0-1
Florida A&M	0-1	Oklahoma	7-7	Virginia Tech	1-0
Purdue Fort Wayne	1-0	Oklahoma State	8-6	Western Illinois	1-0
Gonzaga	0-1	Old Dominion	1-2	Western Ky	3-1
Harris-Stowe	1-0	Omaha	3-0	West Virginia	3-10
Houston	0-1	Oregon State	0-1	Yale	1-0
Illinois	2-0	Pacific	1-0	Xavier	0-1
Illinois State	3-0	Portland	0-1		
Tulsa	1-0	Purdue	0-1		

PROHM CAREER COACHING RECORDS

Season	School	Position	Total	H	A	N	CONF	H	A	Finish	Tourney	Post Season
1998-99	Centenary	Assistant	14-14	9-0	2-11	1-1	9-7	6-2	3-6	5th	Semifinals	
1999-00	SE Louisiana	Assistant	10-17				5-13			9th	DNQ	
2000-01	SE Louisiana	Assistant	8-21				5-15			11th	DNQ	
2001-02	SE Louisiana	Assistant	7-20				6-14			10th	DNQ	
2002-03	SE Louisiana	Assistant	11-16				9-11			8th	DNQ	
2003-04	SE Louisiana	Assistant	20-9				11-5			Champion	Semifinals	
2004-05	SE Louisiana	Assistant	24-9				13-3			Champion	Champion	NCAA 1st Round
2005-06	Tulane	Assistant	12-17	10-4	2-13	0-0	6-8	4-3	2-5	5th	Quarters	
2006-07	Murray State	Assistant	16-14	8-5	8-7	0-2	13-7	6-4	7-3	2nd	Quarters	
2007-08	Murray State	Assistant	18-13	14-2	4-9	0-2	13-7	9-1	4-6	2nd	Semifinals	
2008-09	Murray State	Assistant	19-12	12-3	6-5	1-4	13-5	8-1	5-4	2nd	Semifinals	
2009-10	Murray State	Assistant	31-5	15-0	11-4	5-1	17-1	9-0	8-1	Champion	Champion	NCAA 2nd Round
2010-11	Murray State	Assistant	23-9	14-4	13-2	9-4	14-4	7-2	7-2	Champion	Semifinals	NIT 1st Round
2011-12	Murray State	Head Coach	31-2	13-1	13-0	5-1	15-1	7-1	8-0	Champion	Champion	NCAA 3rd Rd
2012-13	Murray State	Head Coach	21-10	10-4	8-4	3-2	10-6	5-3	5-3	4th	Runner-up	
2013-14	Murray State	Head Coach	23-11	17-1	6-9	0-1	13-3	8-0	5-3	2nd	Semifinals	CIT Champions
2014-15	Murray State	Head Coach	29-6	15-1	12-2	2-3	16-0	8-0	8-0	Champion	Runner-up	NIT Quarters
2015-16	Iowa State	Head Coach	23-12	14-2	4-7	5-3	10-8	7-2	3-6	5th	Quarters	NCAA Sweet 16
2016-17	Iowa State	Head Coach	24-11	12-3	5-6	7-2	12-6	7-2	5-4	2nd	Champion	NCAA 2nd Round
2017-18	Iowa State	Head Coach	13-18	9-7	0-10	4-1	4-14	4-5	0-9	10th	1st Round	
2018-19	Iowa State	Head Coach	23-21	12-4	5-6	6-2	9-9	5-4	4-5	5th	Champion	NCAA 1st Round
2019-20	Iowa State	Head Coach	12-20	11-6	0-11	1-3	5-13	5-4	0-9	9th	1st Round	
2020-21	Iowa State	Head Coach	2-22	2-10	0-11	0-1	0-18	0-9	0-9	10th	1st Round	
2022-23	Murray State	Head Coach	16-14	11-2	3-11	2-1	11-9	7-2	3-7			

Totals - Head Coach at Iowa State 97-95
 Totals - Head Coach at Murray State 120-43
 Total - Head Coach 217-138

2022-23 MURRAY STATE MEN'S BASKETBALL

PROHM MILESTONE GAMES

Game	Date	Opponent	H/A/N	W/L	Score
As Assistant					
First Win at Centenary	00-00-1998	Nicholls State	Home	Won	66-59
First Win at SE Louisiana	11-20-1999	Southern	Home	Won	71-70
First NCAA at SE Louisiana	03-18-2004	Oklahoma State	Neutral	Lost	63-50
First NCAA at Murray State	03-18-2010	Vanderbilt	Neutral	Won	66-65
As Head Coach					
First Win - MSU	11-11-2011	Harris-Stowe	Home	Won	76-49
First OVC Win -MSU	12-21-2011	UT Martin	Home	Won	78-54
25th Win as Head Coach	02-15-2012	SE Missouri	Away	Won	75-66
First NCAA Win - MSU	03-15-2012	Colorado State	Neutral	Won	58-41
50th Win	02-20-2013	Morehead State	Away	Won	106-100
75th Win	04-03-2014	Yale	Home	Won	65-57
80th Win	12-06-2014	Western Kentucky	Home	Won	93-81
90th Win	01-17-2015	Tennessee State	Home	Won	91-72
100th Win	02-26-2015	Eastern Illinois	Home	Won	65-57
First Win at Iowa State	11-15-2015	Colorado	Neutral	Won	68-62
125th Win	02-25-2016	Oklahoma State	Home	Won	58-50
150th Win	03-11-2017	West Virginia	Neutral	Won	80-74
200th Win	11-29-2020	Pine Bluff	Home	Won	80-63

PROHM NBA PLAYERS

Player	Drafted	Team	Round	Selection	Overall
Isaiah Canaan	2013	Houston Rockets	2	4	34
Cameron Payne	2015	Oklahoma City Thunder	1	14	14
Abdel Nader	2016	Phoenix Suns	2	28	58
Georges Niang	2016	Utah Jazz	2	20	50
Monte' Morris	2017	Denver Nuggets	2	21	51
Matt Thomas	2017	Toronto Raptors	Undrafted Free Agent		
Talen Horton-Tucker	2019	Los Angeles Lakers	2	16	46
Marial Shayok	2019	Philadelphia 76ers	2	24	54
Tyrese Haliburton	2020	Sacramento Kings	1	12	12

PROHM VS RANKED OPPONENTS

						Team	Opp
MSU	12-11-2011	Memphis	A	W	76-72	-	21
MSU	02-18-2012	Saint Mary's (CA)	H	W	65-51	16	21
MSU	03-27-2012	Marquette	N	L	53-62	11	9
ISU	12-22-2015	Cincinnati	A	W	81-79	11	22
ISU	01-02-2016	*Oklahoma	A	L	83-87	11	3
ISU	01-00-2016	*Texas	A	L	91-94OT	12	17
ISU	01-18-2016	*Oklahoma	H	W	82-77	19	1
ISU	01-25-2016	*Kansas	H	W	85-72	14	4
ISU	01-30-2016	Texas A&M	A	L	62-72	14	5
ISU	02-02-2016	*West Virginia	H	L	76-81	13	14
ISU	02-10-2016	*Texas Tech	A	L	82-85OT	10	14
ISU	02-13-2016	*Texas	H	W	85-75	14	24
ISU	02-16-2016	*Baylor	A	L	91-00 OT	13	25
ISU	02-22-2016	*West Virginia	A	L	87-97	17	14
ISU	03-05-2016	*Kansas	A	L	78-85	21	1
ISU	03-10-2016	Oklahoma	N	L	76-79	21	6
ISU	03-25-2016	Virginia	N	L	71-84	22	4
ISU	11-27-2016	Gonzaga	N	L	71-73	21	11
ISU	01-04-2017	*Baylor	A	L	63-65	-	2
ISU	01-16-2017	*Kansas	H	L	72-76	-	2
ISU	01-31-2017	*West Virginia	H	L	72-85	-	7
ISU	02-04-2017	*Kansas	A	W	92-89 OT	-	3
ISU	02-25-2017	*Baylor	H	W	72-69	-	9
ISU	03-03-2017	*West Virginia	A	L	76-87	24	10
ISU	03-11-2017	West Virginia	N	W	80-74	23	11
ISU	03-18-2017	Purdue	N	L	76-80	16	15
ISU	01-09-2018	*Kansas	A	L	78-83	-	12
ISU	01-17-2018	*TCU	A	L	73-96	-	24
ISU	01-20-2018	*Texas Tech	H	W	70-52	-	8
ISU	01-27-2018	Tennessee	H	L	45-68	-	22
ISU	01-31-2018	*West Virginia	H	W	93-77	-	15
ISU	02-10-2018	*Texas Tech	A	L	58-76	-	7
ISU	02-10-2018	*Oklahoma	H	W	88-80	-	17
ISU	02-13-2018	*Kansas	H	L	77-83	-	13
ISU	02-24-2018	*West Virginia	A	L	70-85	-	21
ISU	12-06-2018	Iowa	A	L	84-98	-	18
ISU	01-05-2019	*Kansas	H	W	77-60	-	5

PROHM VS 2022-23 OPPONENTS

Austin Peay						Middle Tennessee					
01-07-2012	A	W	87-75			11-26-2013	H	L	80-62		
02-11-2012	H	W	82-63			11-18-2014	A	W	68-49		
01-12-2013	A	W	71-68			12-21-2022	A	L	83-67		
02-02-2013	H	W	75-68	OT		Missouri State					
01-11-2014	H	W	89-67			3-19-2014	A	W	66-63		
01-31-2014	A	W	96-88			01-28-2023	H	W	74-71		
02-07-2015	A	W	82-72			02-21-2023	A	L	84-69		
02-21-2015	H	W	89-54			Northern Iowa					
12-16-2022	H	W	68-60			12-19-2015	N	L	79-81		
Bellarmine						12-16-2017	N	W	76-65		
12-10-2022	A	L	69-58			01-10-2023	A	L	67-75		
Belmont						Saint Louis					
02-07-2013	H	W	79-74			11-07-2022	A	L	68-91		
03-09-2013	N	L	68-70	OT		Southern Illinois					
02-06-2014	A	L	96-99			12-17-2013	H	W	73-65		
01-15-2015	H	W	92-77			12-22-2014	A	W	83-71		
03-07-2015	N	L	87-88			12-29-2022	H	L	63-57		
01-17-2023	A	L	65-80			01-24-2023	A	L	64-68		
02-01-2023	H	W	83-82			Texas A&M					
Bradley						12-11-1946	N	W	49-46		
12-01-2023	H	W	67-58			11-17-2022	N	W	88-79		
02-11-2023	A	L	83-48			Tulsa					
Chattanooga						03-23-2015	A	W	83-62		
11-13-2015	H	W	83-63			11-17-2017	N	W	80-78		
11-26-2022	A	L	66-69			11-20-2022	N	W	77-60		
Chicago State						Valparaiso					
11-13-2015	H	W	106-64			12-29-2012	H	L	64-66		
12-13-2022	H	W	66-65			01-08-2013	A	L	77-74		
Drake						11-29-2014	N	L	58-93		
11-30-2014	N	W	68-59			12-04-2022	A	W	77-70 OT		
12-15-2018	N	W	77-68			02-26-2023	H	W	77-76 OT		
12-17-2016	N	W	97-80								
01-07-2023	A	L	82-64								
02-07-2023	H	L	92-68								
Evansville											
12-08-2012	A	W	82-70								
12-04-2013	H	W	65-63								
12-13-2014	A	W	81-79								
01-01-2023	A	W	78-61								
02-18-2023	H	W	74-58								
UIC											
01-14-2023	H	W	81-64								
Illinois State											
12-20-2014	H	W	89-77								
12-01-2022	H	W	70-67 OT								
02-15-2022	A	W	76-75								
Indiana State											
11-24-16	N	W	73-71								
01-21-2023	H	W	82-73								
02-04-2023	A	L	56-99								
Lindsey Wilson											
11-22-2022	H	W	90-53								
UMass											
11-18-2022	N	L	69-71								

2022-23 MURRAY STATE MEN'S BASKETBALL

PROHM VS RANKED OPPONENTS

ISU	01-16-2019	*Texas	A	W	68-64	-	8
ISU	01-21-2019	*Kansas	A	L	76-80	24	9
ISU	01-26-2019	Ole Miss	A	W	87-73	24	20
ISU	02-16-2019	*Kansas State	A	W	78-64	23	18
ISU	03-09-2019	*Texas Tech	H	L	73-80	-	8
ISU	03-15-2019	Kansas State	N	W	63-59	-	15
ISU	03-16-2019	Kansas	N	W	78-66	-	17
ISU	11-29-2019	Seton Hall	N	L	76-84	-	13
ISU	12-08-2019	Seton Hall	H	W	76-66	-	16
ISU	01-08-2020	*Kansas	H	L	53-79	-	3
ISU	01-15-2020	*Baylor	A	L	55-68	-	2
ISU	01-18-2020	*Texas Tech	A	L	52-72	-	23
ISU	01-25-2020	Auburn	A	L	76-80	-	16
ISU	01-29-2020	*Baylor	H	L	53-67	-	1
ISU	02-05-2020	*West Virginia	A	L	61-76	-	13
ISU	02-17-2020	*Kansas	A	L	71-91	-	3
ISU	12-11-2020	Iowa	A	L	77-105	-	3
ISU	12-18-2020	*West Virginia	A	L	65-70	-	8
ISU	01-02-2021	*Baylor	H	L	65-76	-	2
ISU	01-05-2021	*Texas	A	L	72-78	-	4
ISU	01-09-2021	*Texas Tech	H	L	64-91	-	18
ISU	02-02-2021	*West Virginia	H	L	72-76	-	17
ISU	02-06-2021	*Oklahoma	A	L	72-79	-	9
ISU	02-20-2021	*Oklahoma	H	L	56-66	-	9
ISU	02-23-2021	*Baylor	A	L	72-77	-	2
ISU	03-02-2021	*Texas	H	L	67-81	-	15
ISU	03-04-2021	*Texas Tech	A	L	54-81	-	18
ISU	03-10-2021	Oklahoma	N	L	73-79	-	24
MSU	11-17-2022	Texas A&M	N	W	88-79	-	24

HEAD COACH HISTORY

----- Overall ----- OVC/MVC-----										
Coach	Seasons	Tenure	Gm	W-L	Pct.	Seasons	W-L	Pct.	Reg	Tourn
Carlisle Cutchin	16	1925-41	348	256-92	.736	-	----	---	-	-
Rice Mountjoy	1	1941-42	22	18-4	.818	-	----	---	-	-
John Miller	6	1942-48	134	74-60	.522	-	----	---	-	-
Harlan Hodges	6	1948-54	170	105-65	.617	6	40-25	.615	1	1
Rex Alexander	4	1954-58	104	49-55	.471	4	23-19	.547	0	0
Cal Luther	16	1958-74	395	241-154	.610	16	125-88	.586	3	1
Fred Overton	4	1974-78	103	44-59	.427	4	21-35	.375	0	0
Ron Greene	7	1978-85	197	119-78	.604	7	61-35	.635	3	0
Steve Newton	6	1985-91	181	116-65	.640	6	57-21	.730	4	3
Scott Edgar	4	1991-95	118	79-40	.663	4	48-14	.774	3	2
Mark Gottfried	3	1995-98	92	68-24	.739	3	40-12	.769	3	2
Tevester Anderson	5	1998-03	155	103-52	.664	5	60-24	.714	2	2
Mick Cronin	3	2003-06	93	69-24	.741	3	42-10	.807	1	2
Billy Kennedy	5	2006-11	128	107-53	.668	5	70-24	.744	2	1
Steve Prohm	4	2011-15	132	104-29	.791	3	38-10	.791	2	1
Matt McMahon	7	2015-22	221	154-67	.696	7	93-31	.750	4	3
Steve Prohm	1 (5)	2022-	1	16-14			10-8		MVC	

Reg - OVC Regular Season Championship, **Tourn** - OVC Tournament Championship

Most Overall Victories

Coach	Seasons	Wins
Carlisle Cutchin	16	256
Cal Luther	16	241
Matt McMahon	7	154
Ron Greene	7	119
Steve Newton	6	116
Billy Kennedy	5	107
Harlan Hodges	6	105
Steve Prohm	4	104
Tevester Anderson	5	103
Scott Edgar	4	79
John Miller	6	74
Mick Cronin	3	69
Mark Gottfried	3	68
Rex Alexander	4	49
Fred Overton	4	44
Rice Mountjoy	1	18

Highest Overall Winning Percentage

Coach	Seasons	Pct
Rice Mountjoy	1	.818
Steve Prohm	4	.781
Mark Gottfried	3	.739
Carlisle Cutchin	16	.736
Mick Cronin	3	.741
Matt McMahon	7	.696
Billy Kennedy	5	.668
Tevester Anderson	5	.664
Scott Edgar	4	.663
Steve Newton	6	.640
Harlan Hodges	6	.617
Cal Luther	16	.610
Ron Greene	7	.604
John Miller	6	.522
Rex Alexander	4	.471
Fred Overton	4	.427

Most OVC Victories

Coach	Seasons	Wins
Cal Luther	16	125
Matt McMahon	7	93
Billy Kennedy	5	70
Ron Greene	7	61
Tevester Anderson	5	60
Steve Newton	6	57
Scott Edgar	4	48

Mick Cronin	3	42
Harlan Hodges	6	40
Mark Gottfried	3	40
Steve Prohm	4	38
Rex Alexander	4	23
Fred Overton	4	21

Highest OVC Winning Percentage

Coach	Seasons	Pct
Mick Cronin	3	.807
Steve Prohm	4	.791
Scott Edgar	4	.774
Mark Gottfried	3	.769
Matt McMahon	7	.750
Billy Kennedy	5	.744
Steve Newton	6	.730
Tevester Anderson	5	.714
Ron Greene	7	.635
Harlan Hodges	6	.615
Cal Luther	16	.586
Rex Alexander	4	.547
Fred Overton	4	.375

Overall Winning Percentage (5 or more seasons)

Coach	Seasons	Pct
Carlisle Cutchin	16	.736
Matt McMahon	7	.696
Billy Kennedy	5	.668
Tevester Anderson	5	.664
Steve Newton	6	.640
Harlan Hodges	6	.617
Cal Luther	16	.610
Ron Greene	7	.604
John Miller	6	.522

Most 20-Win Seasons

Coach	Total	Seasons	Best
Carlisle Cutchin	4	16	27
Steve Prohm	4	4	31
Matt McMahon	4	7	31
Ron Greene	3	7	23
Steve Newton	3	6	24
Harlan Hodges	2	6	24
Scott Edgar	2	4	23
Mark Gottfried	2	3	29
Tevester Anderson	2	5	27
Mick Cronin	2	3	28
Billy Kennedy	2	4	31

Most 30-Win Seasons

Coach	Total	Best
Steve Prohm	1	31
Billy Kennedy	1	31
Matt McMahon	1	31

HEAD COACH HISTORY

OVC Coach of the Year Winners

Coach	Season	Record
Cal Luther	1963-64	16-9
Cal Luther	1968-69	22-6
Fred Overton	1976-77	17-10
Ron Greene	1979-80	23-8
Ron Greene	1982-83	21-8
Steve Newton	1987-88	22-9
Steve Newton	1989-90	21-9
Scott Edgar	1991-92	17-13
Scott Edgar	1993-94	23-6
Mark Gottfried	1997-98	29-4
Tevester Anderson	1998-99	27-6
Mick Cronin	2005-06	28-6
Billy Kennedy	2009-10	31-5
Billy Kennedy	2010-11	23-9
Steve Prohm	2011-12	31-2
Steve Prohm	2014-15	29-6
Matt McMahon	2021-22	31-3

NCAA Appearances

Coach	Appearances
Cal Luther	1964, 1969
Steve Newton	1988, 1990, 1991
Scott Edgar	1992, 1995
Mark Gottfried	1997, 1998
Tevester Anderson	1999, 2002
Mick Cronin	2004, 2006
Billy Kennedy	2010
Steve Prohm	2012
Matt McMahon	2018, 2019, 2022

Consecutive Post-Season Appearances

Coach	Streak	Appearances	Record
Steve Newton	4	1988 NCAA	22-9
		1989 NIT	19-11
		1990 NCAA	21-9
		1991 NCAA	24-9
Mark Gottfried	3	1996 NIT	19-10
		1997 NCAA	20-10
Matt McMahon	2	2018 NCAA	26-6
		2019 NCAA	28-5
Steve Prohm	2	2014 CIT	23-11
		2015 NIT	29-6
		1998 NCAA	29-4
Ron Greene	2	1982 NIT	20-8
		1983 NIT	21-8
Scott Edgar	2	1994 NIT	23-6
		1995 NCAA	21-9
Billy Kennedy	2	2010 NCAA	31-5
		2011 NIT	23-9

OVC Tournament Victories

Coach	Tournaments	Titles	Wins
Tevester Anderson	6	2	10-3
Matt McMahon	7	3	10-4
Scott Edgar	4	2	8-2
Steve Newton	6	3	8-3
Mark Gottfried	3	3	7-1
Harlan Hodges	6	1	7-6
Mick Cronin	3	2	6-1
Cal Luther	3	1	6-5
Billy Kennedy	5	1	5-4
Steve Prohm	4	1	4-3
Ron Greene	6	0	2-6
Rex Alexander	1	0	1-1
Fred Overton	2	0	0-2

Overall Post Season Records (NCAA & NIT)

Coach	Record	NCAA	NIT
Steve Prohm	8-2	1	1
Ron Greene	2-3	0	2
Matt McMahon	2-3	3	0
Billy Kennedy	1-2	1	1
Steve Newton	1-4	3	1
Mick Cronin	0-2	2	0
Cal Luther	0-2	2	0
Tevester Anderson	0-2	2	0
Scott Edgar	0-3	2	1
Mark Gottfried	0-3	2	1

Undefeated Start To A Season

Coach	Season	Record
Steve Prohm	2011-12	23-0
Carlisle Cutchin	1929-30	16-0
Carlisle Cutchin	1936-37	12-0
Harlan Hodges	1950-51	12-0
Harlan Hodges	1951-52	12-0
Mark Gottfried	1997-98	9-0
Tevester Anderson	1998-99	9-0
Carlisle Cutchin	1937-38	8-0
Mick Cronin	2003-04	8-0

One Loss Start To A Season

Coach	Season	Record
Steve Prohm	2011-12	31-1
Carlisle Cutchin	1935-36	19-1
Carlisle Cutchin	1929-30	12-1
Carlisle Cutchin	1931-32	15-1
Ron Greene	1982-83	14-1
Carlisle Cutchin	1936-37	12-1
Harlan Hodges	1950-51	12-1
Matt McMahon	2021-22	10-1

Best Winning Streaks

Coach	Season	Streak
Steve Prohm	2014-15	25
Steve Prohm	2011-12	23
Matt McMahon	2021-22	21
Billy Kennedy	2009-10	17
Carlisle Cutchin	1935-36	16
Carlisle Cutchin	1931-32	15
Steve Newton	1989-90	14
Ron Greene	1982-83	14
Matt McMahon	2017-18	13
Carlisle Cutchin	1937-38	13
Matt McMahon	2018-19	12
Mark Gottfried	1997-98	12
Harlan Hodges	1950-51	12
John Miller	1942-43	12
Rice Mountjoy	1941-42	12
Carlisle Cutchin	1936-37	12

Recent Assistant Coaches (Including GAs)

Name	Seasons	Years
Cole Christian	1	2021-22
Antwon Jackson	1	2021-22
Jonathan Mattox	1	2021-22
Donte Poole	1	2021-22
Marcus Brown	2	2020-22
Jack Seltsam	2	2020-22
Tim Kaine	7	2015-22
Casey Long	6	2016-22
Ronrico White	4	2019-22
Mike Chapman	5	2018-22
Shane Nichols	6	2015-21
Chase McAtee	2	2019-21
James Kane	6	2011-17
Jewuan Long	3	2014-17
Blake Wetherington	2	2015-17
William Small	4	2011-15
Matt McMahon	4	2011-15
Brian Sherrer	3	2011-14
Josh Gibson	2	2007-09
Steve Prohm	5	2006-10
Amir Abdur-Rahim	4	2008-11
Isaac Chew	4	2008-11
Nick Matson	1	2010-11
Bret Campbell	1	2009-10
Marcus Smith	2	2008-10
Jamall Walker	3	2007-09
Dusty May	1	2006-07
Chad Dollar	1	2006-07
Darren Savino	2	2004-06
Chris Goggin	3	2003-06
Matt Grady	3	2003-06
Tim Haworth	1	2004-05

MURRAY STATE LEGENDS

Murray State Basketball By The Numbers

Retired Numbers By Year

21	Bennie Purcell	1952
16	Garrett Beshear	1953
19	Howie Crittenden	1956
15	Jeff Martin	1989
30	Paul King	1991
54	Popeye Jones	1992
26	Joe Fulks	2001
20	Johnny Reagan	2003
5	Marcus Brown	2010
3	Isaiah Canaan	2018
12	Ja Morant	2020
1	Cameron Payne	2023

MSU Hall Of Fame By Induction Year

Joe Fulks	1965
Willard Bagwell	1967
Floyd Burdette	1967
Hugh May	1967
Bennie Purcell	1969
Garrett Beshear	1969
Howie Crittenden	1970
Coach Carlisle Cutchin	1970
Herman Shaw	1970
Johnny Reagan	1971
Ethridge McKeel	1972
Coach Harlan Hodges	1976
Jim Jennings	1978
Stewart Johnson	1979



Photo by: MSU Athletics

Out of Kuttawa, Ky., Joe Fulks played for the Racers from 1941-42 and became a Naismith Memorial Hall of Fame selection in 1977 after scoring 8,003 points for the Philadelphia Warriors from 1946-54.

John Miller	1982
Coach Cal Luther	1986
Dick Cunningham	1986
Lamont Sleet	1987
Les Taylor	1987
James Phillips	1988
Steve Barrett	1988
Herb McPherson	1989
Dale Alexander	1990
Herb Hurley	1990
Jimmy Young	1991
Auburn Wells	1994
Harold Loughary	1996
Coach Rex Alexander	2000
Coach Steve Newton	2000
Claude Virden	2002
Jeff Martin	2004
Popeye Jones	2007
Marcus Brown	2010

Don Mann	2012
Isaac Spencer	2014
Coach Ron Greene	2016
Isaiah Canaan	2018
DT Mayes	2019
Cameron Payne	2020
Coach Billy Kennedy	2020
Coach Tevester Anderson	2021
Vincent Rainey	2021

MSU All-America Selections

Etheridge McKeel	1938
Bob Salmons	1941
Joe Fulks	1943
Garrett Beshear	1951
Bennie Purcell	1952
Howie Crittenden	1956
Stewart Johnson	1966
Dick Cunningham	1968
Jeff Martin	1989
Popeye Jones	1991
Popeye Jones	1992
Marcus Brown	1994
Marcus Brown	1996
Cuthbert Victor	2004
Isaiah Canaan	2012
Cameron Payne	2015
Jonathan Stark	2018
Ja Morant	2019

NBA Draft Picks

Player	Year	Rd(Pick)	Team
Bennie Purcell	1952	NA	Baltimore
Garrett Beshear	1953	NA	Syracuse
Howie Crittenden	1956	NA	New York
Quitman Sullins	1958	5(33)	Minneapolis
Stewart Johnson	1966	3(21)	New York
Don Duncan	1967	10(112)	San Diego
Herb McPherson	1967	5(55)	San Diego
Dick Cunningham	1968	2(21)	Phoenix
Claude Virden	1970	9(142)	Seattle
Hector Blondet	1971	5(71)	Portland
Ron Johnson	1971	9(144)	Baltimore
Les Taylor	1973	9(142)	Cleveland
Grover Woolard	1977	6(132)	L.A. Lakers
Mike Muff	1978	10(193)	Golden State
Gary Hooker	1980	4(89)	Seattle
Glen Green	1983	6(119)	Denver
Mike Lahm	1985	5(100)	Detroit
Jeff Martin	1989	2(31)	L.A. Clippers
Popeye Jones	1992	2(41)	Houston
Marcus Brown	1996	2(46)	Portland
Isaiah Canaan	2013	2(34)	Houston
Cameron Payne	2015	1(14)	Oklahoma City
Ja Morant	2019	1(2)	Memphis

Other Leagues Draft Selections

Player	Year	Rd(Pick)	Team
Joe Fulks	1946	NA	Philadelphia(BAA)
Johnny Reagan	1948	NA	Chicago(BAA)
Dick Cunningham	1968	NA	N.Y. Nets(ABA)
Claude Virden	1970	NA	Kentucky(ABA)
Hector Blondet	1971	NA	Virginia(ABA)
Ron Williams	1972	NA	Dallas(ABA)
Les Taylor	1973	NA	Kentucky(ABA)

OVC Player Of The Year

Jim Jennings	1963-64
Claude Virden	1968-69
Les Taylor	1971-72, 1972-73
Gary Hooker	1979-80



Photo by: Dave Winder

In 2013, Isaiah Canaan celebrated at his alma mater, Biloxi (MS) High School. When the Houston Rockets selected Canaan, he became the Racers' first NBA pick in 17 years.



Photo by: OKC Thunder

In 2015, Murray State's Cameron Payne was welcomed to the Oklahoma City Thunder by Sam Presti, the team's Vice President & General Manager..



Photo by: Jenny Rohl

In 2019, Murray State's Ja Morant was center stage in New York City when the Memphis Grizzlies selected him as the second pick of the NBA Draft.

MURRAY STATE LEGENDS

Glen Green	1982-83
Jeff Martin	1987-88, 1988-89
Popeye Jones	1989-90, 1990-91
Marcus Brown	1994-95, 1995-96
De'Teri Mayes	1997-98
Aubrey Reese	1999-00
Cuthbert Victor	2003-04
Isaiah Canaan	2011-12, 2012-13
Cameron Payne	2014-15
Jonathan Stark	2017-18
Ja Morant	2018-19
KJ Williams	2021-22

OVC Athlete Of The Year

Gary Hooker	1979-80
Jeff Martin	1987-88, 1988-89
Popeye Jones	1990-91, 1991-92
Marcus Brown	1994-95
De'Teri Mayes	1997-98
Isaiah Canaan	2011-12
Cameron Payne	2014-15
Jonathan Stark	2017-18
Ja Morant	2018-19

OVC Freshman of the Year

Ivan Aska	2008-09
Isaiah Canaan	2009-10
Cameron Payne	2013-14

OVC Scoring Champion

Les Taylor	1971-72	25.6
Jeff Martin	1988-89	25.7
Marcus Brown	1994-95	22.4
Marcus Brown	1995-96	26.3
Vincent Rainey	1996-97	21.9
De'Teri Mayes	1997-98	21.5
Aubrey Reese	1999-00	20.4
Isaiah Canaan	2012-13	21.8
Cameron Payne	2014-15	20.2
Jonathan Stark	2016-17	21.9
Jonathan Stark	2017-18	21.4
Ja Morant	2018-19	24.5
KJ Williams	2021-22	18.0

OVC Rebounding Champion

Jim Jennings	1961-62	17.2
Jim Jennings	1963-64	14.8
*Dick Cunningham	1966-67	21.8
Marcelous Starks	1973-74	12.8
Gary Hooker	1979-80	12.3
Ricky Hood	1982-83	10.2
Popeye Jones	1989-90	11.2
Popeye Jones	1990-91	14.2
*Popeye Jones	1991-92	14.4
James Singleton	2001-02	10.1
James Singleton	2002-03	11.0
Cuthbert Victor	2003-04	10.2
Ed Daniel	2012-13	10.0

* National Leader

OVC Assist Champion

Glen Green	1981-82	137	4.9
Don Mann	1987-88	144	6.0
Chad Townsend	1997-98	171	5.2
*Ja Morant	2018-19	331	10.0

*National Leader

OVC Steals Champion

Marcus Brown	1994-95	76	2.5
B.J. Jenkins	2009-10	64	1.8

OVC Field Goal Percentage Champion

Larry Bale	1960-61	98-174	.563
Scott Schlosser	1962-63	117-232	.504
Bennie Goheen	1964-65	111-120	.529
Les Taylor	1970-71	143-271	.527
Marcelous Starks	1972-73	162-264	.613
Marcelous Starks	1973-74	145-259	.560
Chris Ogden	1988-89	136-236	.576
Chris Ogden	1989-90	141-238	.592
Isaac Spencer	1997-98	171-270	.633
Cuthbert Victor	2003-04	190-302	.629
Tony Easley	2007-08	115-167	.689
*Jarvis Williams	2013-14	184-284	.648
KJ Williams	2018-19	111-159	.698
Demond Robinson	2020-21	71-112	.634

* National Leader

OVC 3-Point Percentage Champion


Jeff Martin	1987-88	65-131	.496
Paul King	1989-90	46-98	.469
Marcus Brown	1995-96	74-175	.423
De'Teri Mayes	1997-98	103-234	.440
Isaiah Canaan	2009-10	54-112	.482

OVC Free Throw Percentage Champion

Jimmy Young	1969-70	86-96	.896
Craig Jones	1983-84	56-67	.836
Frank Allen	1989-90	112-129	.868
Frank Allen	1990-91	130-153	.850
De'Teri Mayes	1996-97	92-114	.807
B.J. Jenkins	2010-11	86-95	.905
Bryce Jones	2015-16	122-140	.871

OVC Blocked Shots Champion

Pearson Griffith	2005-06	79	2.6
Tony Easley	2009-10	95	2.6
Ed Daniel	2011-12	50	1.5



Jeff Martin (upper left), Popeye Jones (upper right) and Marcus Brown (lower photo) helped the Racers dominate the OVC by leading the Racers to eight regular season championships in a nine season period from the 1987-88 season to the 1995-96 season. During this time, the Racers also won five OVC Tournament titles that led to the same number of NCAA appearances. Martin (85-89) is MSU's all-time scorer, Jones (1988-92) is the leading rebounder and Brown (1992-96) is the third leading scorer and all-time steals leader. They combined to win six (two each) OVC Player of the Year Awards.

**0- Jaxon Edwards****FRESHMAN**F - 6-6- 195 - Indianapolis, Ind.
Cathedral HS**2022-23 GAME LOG****#0 EDWARDS, Jaxon**

Opponent	Date	GS	MIN	Total		3-Pointers		Free throws		Rebounds				PF		A	TO	BLK	STL	PTS	AVG
				FG-FGA	PCT	3FG-3FGA	PCT	FT-FTA	PCT	OFF	DEF	TOT	AVG								
at Saint Louis	11/07/2022		01:46	0-0	.000	0-0	.000	0-0	.000	1	0	1	1.0	0	0	0	0	0	0	0.0	
Lindsey Wilson	11/12/2022		08:27	0-2	.000	0-1	.000	0-0	.000	0	2	2	1.5	0	1	1	0	1	0	0.0	
vs Tulsa	11/20/2022		00:51	1-1	1.000	0-0	.000	0-0	.000	1	0	1	1.3	0	0	0	0	0	2	0.7	
at Middle Tenn.	12/21/2022		01:45	0-0	.000	0-0	.000	0-0	.000	0	0	0	1.0	0	0	0	0	0	0	0.5	
at Drake	01/07/2023		01:09	0-0	.000	0-0	.000	0-0	.000	0	0	0	0.8	0	0	0	0	0	0	0.4	
UIC	01/14/2023		00:54	0-0	.000	0-0	.000	0-0	.000	0	0	0	0.7	0	0	0	1	0	0	0.3	
at Belmont	01/17/2023		01:14	1-1	1.000	0-0	.000	0-0	.000	1	0	1	0.7	0	0	0	0	0	2	0.6	
at Indiana St.	02/04/2023		04:28	0-1	.000	0-0	.000	0-0	.000	0	0	0	0.6	0	0	0	0	0	0	0.5	
at Bradley	02/11/2023		03:19	1-1	1.000	0-0	.000	0-1	.000	0	0	0	0.6	0	0	0	0	1	2	0.7	
Evansville	02/18/2023		01:14	0-0	.000	0-0	.000	0-0	.000	0	2	2	0.7	0	0	0	0	0	0	0.6	
Totals		0	25:08	3-6	.500	0-1	.000	0-1	.000	3	4	7	0.7	0	1	1	1	2	6	0.6	

Player Averages

Games Played	Minutes/ game	Points/ game	FG Pct	3FG Pct	FT Pct	Rebounds/ game	Assists/ game	Turnovers/ game	Assist/Turnover ratio	Steals/ game	Blocks/ game
10	2.5	0.6	50.0	0.0	0.0	0.7	0.1	0.1	1.0	0.2	0.1

EDWARDS CAREER STATISTICS**EDWARDS, Jaxon**

				Field Goals		3-Point		F-Throws		Rebounds										Scoring	
SEASON	TEAM	GP-GS	MIN/AVG	FG-FGA	FG%	3FG-3FGA	3FG%	FT-FTA	FT%	OFF	DEF	TOT	AVG	PF-FO	A	TO	BLK	STL	PTS	AVG	
2022-23	MUR	10-0	25/2.5	3-6	.500	0-1	.000	0-1	.000	3	4	7	0.7	0-0	1	1	1	2	6	0.6	
TOTAL		10-0	25/2.5	3-6	.500	0-1	.000	0-1	.000	3	4	7	0.7	0-0	1	1	1	2	6	0.6	

Single Game Highs

Statistic	Value	
Points	2	at Belmont 01/17/23, at Bradley 02/11/23, vs Tulsa 11/20/22
Rebounds	2	vs Lindsey Wilson 11/12/22, vs Evansville 02/18/23
Assists	1	vs Lindsey Wilson 11/12/22
Steals	1	vs Lindsey Wilson 11/12/22, at Bradley 02/11/23
Blocks	1	vs UIC 01/14/23
FG Made	1	at Belmont 01/17/23, at Bradley 02/11/23, vs Tulsa 11/20/22
FG Attempts	2	vs Lindsey Wilson 11/12/22
3FG Attempts	1	vs Lindsey Wilson 11/12/22
FT Attempts	1	at Bradley 02/11/23

**1 - Baxton Stacker****FRESHMAN**G - 6-5 - 185 - St. Louis, Mo.
Cardinal Ritter HS**2022-23 GAME LOG****#1 STACKER, Braxton**

Opponent	Date	GS	MIN	Total		3-Pointers		Free throws		Rebounds				PF	A	TO	BLK	STL	PTS	AVG
				FG-FGA	PCT	3FG-3FGA	PCT	FT-FTA	PCT	OFF	DEF	TOT	AVG							
Lindsey Wilson	11/12/2022		10:20	2-3	.667	0-0	.000	0-0	.000	1	0	1	1.0	0	0	0	0	0	4	4.0
vs Tulsa	11/20/2022		00:51	0-0	.000	0-0	.000	1-2	.500	0	1	1	1.0	0	1	0	0	0	1	2.5
Chicago St.	12/13/2022		04:42	1-1	1.000	0-0	.000	0-1	.000	0	2	2	1.3	0	0	1	0	0	2	2.3
at Middle Tenn.	12/21/2022		02:04	0-0	.000	0-0	.000	0-0	.000	0	0	0	1.0	0	0	0	0	0	0	1.8
at Drake	01/07/2023		01:09	0-1	.000	0-0	.000	0-0	.000	0	0	0	0.8	0	0	0	0	0	0	1.4
UIC	01/14/2023		00:54	0-0	.000	0-0	.000	1-2	.500	0	0	0	0.7	0	0	0	0	0	1	1.3
at Belmont	01/17/2023		01:14	0-0	.000	0-0	.000	0-0	.000	0	0	0	0.6	0	0	0	0	0	0	1.1
at Indiana St.	02/04/2023		02:55	0-2	.000	0-0	.000	0-0	.000	0	0	0	0.5	0	0	0	0	0	0	1.0
Drake	02/07/2023		02:46	0-1	.000	0-0	.000	0-0	.000	0	0	0	0.4	0	1	0	0	0	0	0.9
at Bradley	02/11/2023		03:19	0-1	.000	0-0	.000	0-0	.000	0	0	0	0.4	0	0	0	0	0	0	0.8
Evansville	02/18/2023		01:14	0-0	.000	0-0	.000	0-0	.000	0	0	0	0.4	0	0	0	0	0	0	0.7
Totals		0	31:29	3-9	.333	0-0	.000	2-5	.400	1	3	4	0.4	0	2	1	0	0	8	0.7

Player Averages

Games Played	Minutes/ game	Points/ game	FG Pct	3FG Pct	FT Pct	Rebounds/ game	Assists/ game	Turnovers/ game	Assist/Turnover ratio	Steals/ game	Blocks/ game
11	2.9	0.7	33.3	0.0	40.0	0.4	0.2	0.1	2.0	0.0	0.0

STACKER CAREER STATISTICS**STACKER, Braxton**

				Field Goals		3-Point		F-Throws		Rebounds				Scoring						
SEASON	TEAM	GP-GS	MIN/AVG	FG-FGA	FG%	3FG-3FGA	3FG%	FT-FTA	FT%	OFF	DEF	TOT	AVG	PF-FO	A	TO	BLK	STL	PTS	AVG
2022-23	MUR	11-0	31/2.9	3-9	.333	0-0	.000	2-5	.400	1	3	4	0.4	0-0	2	1	0	0	8	0.7
TOTAL		11-0	31/2.9	3-9	.333	0-0	.000	2-5	.400	1	3	4	0.4	0-0	2	1	0	0	8	0.7

Single Game Highs

Statistic	Value	
Points	4	vs Lindsey Wilson 11/12/22
Rebounds	2	vs Chicago St. 12/13/22
Assists	1	vs Drake 02/07/23, vs Tulsa 11/20/22
FG Made	2	vs Lindsey Wilson 11/12/22
FG Attempts	3	vs Lindsey Wilson 11/12/22
FT Made	1	vs UIC 01/14/23, vs Tulsa 11/20/22
FT Attempts	2	vs UIC 01/14/23, vs Tulsa 11/20/22

2022-23 MURRAY STATE MEN'S BASKETBALL



2 - Rob Perry

JUNIOR

G - 6-4 - 210 - Orlando, Fla.
Stetson

2022-23 GAME LOG

#2 PERRY, Rob

Opponent	Date	GS	MIN	Total		3-Pointers		Free throws		Rebounds				PF		A	TO	BLK	STL	PTS	AVG
				FG-FGA	PCT	3FG-3FGA	PCT	FT-FTA	PCT	OFF	DEF	TOT	AVG								
at Saint Louis	11/07/2022	*	30:22	6-13	.462	2-6	.333	0-0	.000	1	2	3	3.0	1	2	0	1	14	14.0		
Lindsey Wilson	11/12/2022	*	24:42	7-11	.636	4-4	1.000	0-0	.000	0	2	2	2.5	3	2	0	1	2	18	16.0	
vs Texas A&M	11/17/2022	*	29:59	3-9	.333	2-5	.400	4-4	1.000	0	6	6	3.7	2	2	0	1	0	12	14.7	
vs Massachusetts	11/18/2022	*	39:00	5-14	.357	1-8	.125	0-0	.000	1	4	5	4.0	3	7	1	1	0	11	13.8	
vs Tulsa	11/20/2022	*	39:09	2-10	.200	0-5	.000	1-2	.500	0	8	8	4.8	3	4	4	0	1	5	12.0	
at Chattanooga	11/26/2022	*	36:57	8-19	.421	3-9	.333	3-4	.750	3	3	6	5.0	3	1	1	0	1	22	13.7	
Illinois St.	12/01/2022	*	40:03	6-13	.462	4-8	.500	4-4	1.000	0	3	3	4.7	1	3	3	0	0	20	14.6	
at Valparaiso	12/04/2022	*	41:19	10-17	.588	5-7	.714	5-5	1.000	1	3	4	4.6	1	2	1	0	1	30	16.5	
at Bellarmine	12/10/2022	*	38:07	9-18	.500	3-8	.375	3-4	.750	0	3	3	4.4	3	0	3	0	0	24	17.3	
Chicago St.	12/13/2022	*	34:22	2-7	.286	0-3	.000	0-0	.000	0	3	3	4.3	2	2	1	0	0	4	16.0	
Austin Peay	12/16/2022	*	38:54	3-11	.273	0-1	.000	1-2	.500	1	5	6	4.5	0	2	0	0	0	7	15.2	
at Middle Tenn.	12/21/2022	*	33:30	6-13	.462	2-5	.400	1-2	.500	0	4	4	4.4	2	0	0	0	0	15	15.2	
Southern Ill.	12/29/2022	*	38:50	11-17	.647	3-6	.500	1-2	.500	0	4	4	4.4	1	1	3	0	0	26	16.0	
at Evansville	01/01/2023	*	36:17	6-12	.500	2-4	.500	0-0	.000	0	8	8	4.6	0	2	0	1	3	14	15.9	
Bradley	01/04/2023	*	36:39	3-12	.250	1-4	.250	3-3	1.000	0	4	4	4.6	1	0	1	0	1	10	15.5	
at Drake	01/07/2023	*	30:57	3-6	.500	0-0	.000	1-2	.500	2	2	4	4.6	1	0	1	0	1	7	14.9	
at UNI	01/10/2023	*	40:00	8-18	.444	4-10	.400	2-2	1.000	1	5	6	4.6	4	1	2	0	1	22	15.4	
UIC	01/14/2023	*	29:18	3-5	.600	1-3	.333	1-1	1.000	0	3	3	4.6	4	0	2	0	1	8	14.9	
at Belmont	01/17/2023	*	37:13	5-12	.417	0-2	.000	4-4	1.000	0	5	5	4.6	2	3	0	0	0	14	14.9	
Indiana St.	01/21/2023	*	36:19	6-17	.353	0-9	.000	6-6	1.000	0	2	2	4.5	1	2	1	0	2	18	15.1	
at Southern Ill.	01/24/2023	*	40:00	6-11	.545	0-2	.000	4-4	1.000	5	5	10	4.7	1	2	3	1	1	16	15.1	
Missouri St.	01/28/2023	*	37:41	6-15	.400	2-8	.250	3-4	.750	1	5	6	4.8	0	3	3	0	1	17	15.2	
Belmont	02/01/2023	*	33:58	5-12	.417	2-5	.400	1-1	1.000	1	4	5	4.8	3	2	1	1	0	13	15.1	
at Indiana St.	02/04/2023	*	32:27	6-14	.429	2-4	.500	0-0	.000	1	1	2	4.7	1	1	2	0	0	14	15.0	
Drake	02/07/2023	*	27:50	3-10	.300	2-5	.400	1-1	1.000	1	0	1	4.5	3	1	0	0	1	9	14.8	
at Bradley	02/11/2023	*	32:30	1-7	.143	0-3	.000	2-4	.500	0	3	3	4.5	0	1	2	0	0	4	14.4	
at Illinois St.	02/15/2023	*	40:00	9-16	.563	6-10	.600	1-2	.500	2	4	6	4.5	1	2	3	0	1	25	14.8	
Evansville	02/18/2023	*	35:33	0-7	.000	0-3	.000	0-0	.000	0	3	3	4.5	2	4	1	0	1	0	14.3	
at Missouri St.	02/21/2023	*	35:10	5-11	.455	3-5	.600	7-8	.875	0	5	5	4.5	2	4	3	0	2	20	14.4	
Valparaiso	02/26/2023	*	28:13	2-6	.333	0-2	.000	0-0	.000	0	4	4	4.5	2	1	3	0	0	4	14.1	
Totals			30	1055:18	155-363	.427	54-154	.351	59-71	.831	21	113	134	4.5	53	57	45	6	22	423	14.1

Player Averages

Games Played	Minutes/game	Points/game	FG Pct	3FG Pct	FT Pct	Rebounds/game	Assists/game	Turnovers/game	Assist/Turnover ratio	Steals/game	Blocks/game
30	35.2	14.1	42.7	35.1	83.1	4.5	1.9	1.5	1.3	0.7	0.2

PERRY CAREER STATISTICS

PERRY, Rob

				Field Goals		3-Point		F-Throws		Rebounds												Scoring	
SEASON	TEAM	GP-GS	MIN/AVG	FG-FGA	FG%	3FG-3FGA	3FG%	FT-FTA	FT%	OFF	DEF	TOT	AVG	PF-FO	A	TO	BLK	STL	PTS	AVG			
2019-20	Stet	33-31	1085/32.9	173-395	.438	69-162	.426	82-117	.701	35	133	168	5.1	53-0	53	73	6	31	497	15.1			
2020-21	Stet	27-27	866/32.1	134-338	.396	56-153	.366	65-94	.691	16	101	117	4.3	45-0	79	70	6	26	389	14.4			
2021-22	Stet	14-14	440/31.4	79-196	.403	29-82	.354	35-40	.875	16	64	80	5.7	26-0	36	25	5	12	222	15.9			
2022-23	MUR	30-30	1055/35.2	155-363	.427	54-154	.351	59-71	.831	21	113	134	4.5	53-0	57	45	6	22	423	14.1			
TOTAL FOR MUR		30-30	1055/35.2	155-363	.427	54-154	.351	59-71	.831	21	113	134	4.5	53-0	57	45	6	22	423	14.1			
TOTAL		104-102	3446/33.1	541-1292	.419	208-551	.377	241-322	.748	88	411	499	4.8	177-0	225	213	23	91	1531	14.7			

Single Game Highs

Statistic	Value
Points	34 at Western Ill. 11/09/19
Rebounds	12 at North Florida 01/30/20
Assists	10 vs Carver 12/19/20
Steals	5 vs Lipscomb 02/05/21
Blocks	2 vs Ohio 12/11/21, vs Point U. 12/30/21
FG Made	12 at Western Ill. 11/09/19
FG Attempts	24 vs Florida Col. 11/26/19
3FG Made	8 at North Ala. 01/08/21
3FG Attempts	10 4 times
FT Made	12 vs North Ala. 02/13/20
FT Attempts	13 vs North Ala. 02/13/20




4 - Patrick Chew

FRESHMAN

**G - 6-4 - 195 - Phoenix, Ariz.
Brophy College Prep HS**

2022-23 GAME LOG

CHEW CAREER STATISTICS



10 - Quincy Anderson

JUNIOR

G - 6-4 - 205 - Oshkosh, Wisc.
Minnesota State

2022-23 GAME LOG

#10 ANDERSON, Quincy

Opponent	Date	GS	MIN	Total		3-Pointers		Free throws		Rebounds				PF	A	TO	BLK	STL	PTS		AVG
				FG-FGA	PCT	3FG-3FGA	PCT	FT-FTA	PCT	OFF	DEF	TOT	AVG								
at Saint Louis	11/07/2022		25:24	3-5	.600	1-2	.500	1-1	1.000	0	5	5	5.0	2	0	2	0	0	8	8.0	
Lindsey Wilson	11/12/2022	*	26:09	3-7	.429	0-1	.000	4-4	1.000	1	3	4	4.5	0	4	1	0	4	10	9.0	
vs Texas A&M	11/17/2022		16:59	2-4	.500	1-3	.333	0-1	.000	0	3	3	4.0	4	1	5	0	1	5	7.7	
vs Massachusetts	11/18/2022		08:21	0-0	.000	0-0	.000	0-0	.000	1	1	2	3.5	4	0	0	1	0	0	5.8	
vs Tulsa	11/20/2022		13:03	4-5	.800	0-1	.000	0-2	.000	0	3	3	3.4	0	0	2	0	0	8	6.2	
at Chattanooga	11/26/2022		03:03	0-2	.000	0-0	.000	0-0	.000	0	1	1	3.0	0	0	0	0	0	0	5.2	
Illinois St.	12/01/2022		17:26	4-6	.667	1-3	.333	0-0	.000	0	3	3	3.0	1	0	1	0	0	9	5.7	
at Valparaiso	12/04/2022		20:26	2-6	.333	1-1	1.000	0-0	.000	2	5	7	3.5	0	0	0	0	0	5	5.6	
at Bellarmine	12/10/2022		29:39	2-5	.400	1-3	.333	2-2	1.000	1	1	2	3.3	1	2	0	0	2	7	5.8	
Chicago St.	12/13/2022		22:10	3-8	.375	1-3	.333	0-0	.000	0	3	3	3.3	0	1	1	0	0	7	5.9	
Austin Peay	12/16/2022		25:52	5-9	.556	2-3	.667	4-5	.800	1	3	4	3.4	2	1	1	0	1	16	6.8	
at Middle Tenn.	12/21/2022		16:48	2-4	.500	2-3	.667	2-2	1.000	0	1	1	3.2	0	0	2	0	0	8	6.9	
Southern Ill.	12/29/2022		21:36	2-6	.333	1-3	.333	1-2	.500	0	3	3	3.2	3	0	1	0	0	6	6.8	
at Evansville	01/01/2023		17:59	2-6	.333	1-3	.333	5-6	.833	0	3	3	3.1	1	2	0	0	0	10	7.1	
Bradley	01/04/2023	*	21:57	3-4	.750	1-1	1.000	0-0	.000	1	3	4	3.2	0	1	1	0	0	7	7.1	
at Drake	01/07/2023		19:44	2-6	.333	1-4	.250	0-0	.000	0	2	2	3.1	1	2	0	0	2	5	6.9	
at UNI	01/10/2023		13:43	0-3	.000	0-3	.000	0-0	.000	0	2	2	3.1	1	0	0	0	0	0	6.5	
UIC	01/14/2023		07:31	0-3	.000	0-1	.000	0-0	.000	0	1	1	2.9	0	0	0	0	0	0	6.2	
at Belmont	01/17/2023		22:33	1-4	.250	1-2	.500	1-2	.500	1	2	3	2.9	3	1	0	1	0	4	6.1	
Indiana St.	01/21/2023		14:54	0-3	.000	0-0	.000	4-4	1.000	2	3	5	3.1	3	0	0	0	0	4	6.0	
at Southern Ill.	01/24/2023		11:55	2-4	.500	0-1	.000	5-7	.714	1	1	2	3.0	3	0	2	0	0	9	6.1	
Missouri St.	01/28/2023		02:30	0-0	.000	0-0	.000	0-0	.000	1	0	1	2.9	1	0	0	0	0	0	5.8	
Belmont	02/01/2023		07:48	1-2	.500	0-1	.000	1-3	.333	0	1	1	2.8	1	0	0	0	0	3	5.7	
at Indiana St.	02/04/2023		14:48	0-2	.000	0-2	.000	3-4	.750	0	4	4	2.9	0	1	0	0	1	3	5.6	
Drake	02/07/2023		14:12	2-5	.400	2-4	.500	0-0	.000	0	2	2	2.8	2	0	0	1	0	6	5.6	
at Bradley	02/11/2023		19:08	0-4	.000	0-3	.000	1-2	.500	0	1	1	2.8	1	0	0	0	0	1	5.4	
at Illinois St.	02/15/2023		32:57	6-7	.857	2-3	.667	1-1	1.000	0	4	4	2.8	1	0	0	0	3	15	5.8	
Evansville	02/18/2023		26:50	5-8	.625	3-5	.600	2-2	1.000	0	4	4	2.9	3	2	3	0	1	15	6.1	
at Missouri St.	02/21/2023		18:20	3-7	.429	3-4	.750	1-1	1.000	2	1	3	2.9	1	0	0	0	0	10	6.2	
Valparaiso	02/26/2023		27:16	4-10	.400	2-5	.400	5-6	.833	1	5	6	3.0	1	1	0	0	0	15	6.5	
Totals			2	540:60	63-145	.434	27-68	.397	43-57	.754	15	74	89	3.0	40	19	22	3	15	196	6.5

Player Averages

Games Played	Minutes/game	Points/game	FG Pct	3FG Pct	FT Pct	Rebounds/game	Assists/game	Turnovers/game	Assist/Turnover ratio	Steals/game	Blocks/game
30	18.0	6.5	43.4	39.7	75.4	3.0	0.6	0.7	0.9	0.5	0.1


ANDERSON CAREER STATISTICS

ANDERSON, Quincy

				Field Goals		3-Point		F-Throws		Rebounds				Scoring							
SEASON	TEAM	GP-GS	MIN/AVG	FG-FGA	FG%	3FG-3FGA	3FG%	FT-FTA	FT%	OFF	DEF	TOT	AVG	PF-FO	A	TO	BLK	STL	PTS	AVG	
2018-19	MSU	30-0	419/14.0	49-110	.445	19-56	.339	22-26	.846	16	67	83	2.8	31-0	20	19	7	14	139	4.6	
2020-21	MSU	17-17	526/30.9	100-223	.448	37-94	.394	54-67	.806	17	87	104	6.1	29-0	32	36	0	13	291	17.1	
2021-22	MSU	26-25	762/29.3	158-335	.472	50-135	.370	98-131	.748	27	140	167	6.4	36-0	39	42	4	31	464	17.8	
2022-23	MUR	30-2	541/18.0	63-145	.434	27-68	.397	43-57	.754	15	74	89	3.0	40-0	19	22	3	15	196	6.5	
TOTAL FOR MUR		30-2	541/18.0	63-145	.434	27-68	.397	43-57	.754	15	74	89	3.0	40-0	19	22	3	15	196	6.5	
TOTAL		103-44	2248/21.8	370-813	.455	133-353	.377	217-281	.772	75	368	443	4.3	136-0	110	119	14	73	1090	10.6	

Single Game Highs

Statistic	Value	
Points	35	vs Upper Iowa 12/02/21
Rebounds	14	at St. Cloud St. 02/01/22
Assists	6	vs North Central (MN) 12/18/18
Steals	6	at Upper Iowa 02/17/22
Blocks	2	at Eckerd 11/24/18
FG Made	12	vs Winona St. 02/06/21
FG Attempts	21	vs Upper Iowa 12/02/21
3FG Made	6	vs Wayne St. (NE) 02/11/22
3FG Attempts	10	vs Wayne St. (NE) 02/11/22
FT Made	14	vs Upper Iowa 12/02/21
FT Attempts	17	vs Upper Iowa 12/02/21

**11- Justin Morgan****FRESHMAN****G - 6-6 - 215 - Memphis, Tenn.
Memphis Home Sch. Assoc. HS****2022-23 GAME LOG****#11 MORGAN, Justin**

Opponent	Date	GS	MIN	Total		3-Pointers		Free throws		Rebounds				PF	A	TO	BLK	STL	PTS	AVG
				FG-FGA	PCT	3FG-3FGA	PCT	FT-FTA	PCT	OFF	DEF	TOT	AVG							
at Saint Louis	11/07/2022		06:25	0-0	.000	0-0	.000	0-0	.000	0	0	0	0.0	1	0	0	0	0	0	0.0
Lindsey Wilson	11/12/2022		18:46	2-4	.500	2-4	.500	1-2	.500	0	2	2	1.0	3	1	0	0	0	7	3.5
vs Massachusetts	11/18/2022		05:11	1-2	.500	1-2	.500	0-0	.000	0	0	0	0.7	0	0	0	0	0	3	3.3
vs Tulsa	11/20/2022		00:51	0-0	.000	0-0	.000	0-0	.000	0	0	0	0.5	0	0	0	0	0	0	2.5
at Chattanooga	11/26/2022		03:09	0-0	.000	0-0	.000	0-0	.000	0	0	0	0.4	0	0	0	0	0	0	2.0
Illinois St.	12/01/2022		07:03	0-1	.000	0-1	.000	0-0	.000	2	1	3	0.8	0	0	1	1	0	0	1.7
at Valparaiso	12/04/2022		07:01	0-1	.000	0-1	.000	0-0	.000	2	0	2	1.0	0	1	0	0	0	0	1.4
at Bellarmine	12/10/2022		07:39	0-1	.000	0-1	.000	0-0	.000	0	1	1	1.0	1	0	0	0	0	0	1.3
Chicago St.	12/13/2022		09:03	1-3	.333	1-3	.333	0-0	.000	0	0	0	0.9	1	0	0	0	3	3	1.4
Austin Peay	12/16/2022		05:31	0-3	.000	0-2	.000	0-0	.000	0	0	0	0.8	0	0	0	0	0	0	1.3
at Middle Tenn.	12/21/2022		08:04	1-2	.500	1-2	.500	0-0	.000	0	1	1	0.8	1	0	0	0	0	3	1.5
Southern Ill.	12/29/2022		09:34	0-1	.000	0-0	.000	0-0	.000	3	0	3	1.0	0	0	1	0	0	0	1.3
at Evansville	01/01/2023		14:20	5-9	.556	3-6	.500	2-2	1.000	1	0	1	1.0	2	0	0	0	1	15	2.4
Bradley	01/04/2023		19:14	1-2	.500	0-1	.000	1-2	.500	2	1	3	1.1	0	1	1	1	0	3	2.4
at Drake	01/07/2023		14:52	2-4	.500	1-3	.333	0-0	.000	0	3	3	1.3	2	0	0	0	0	5	2.6
at UNI	01/10/2023		14:05	0-1	.000	0-1	.000	0-0	.000	2	2	4	1.4	1	0	1	1	0	0	2.4
UIC	01/14/2023		14:18	1-2	.500	0-1	.000	0-0	.000	0	1	1	1.4	1	1	1	1	0	2	2.4
at Belmont	01/17/2023		19:36	2-6	.333	0-3	.000	2-3	.667	2	2	4	1.6	4	1	0	0	0	6	2.6
Indiana St.	01/21/2023		25:45	2-4	.500	0-2	.000	1-1	1.000	2	5	7	1.8	3	0	1	1	0	5	2.7
at Southern Ill.	01/24/2023		24:32	1-8	.125	0-2	.000	0-0	.000	4	3	7	2.1	2	0	1	0	0	2	2.7
Missouri St.	01/28/2023		05:20	0-0	.000	0-0	.000	0-0	.000	0	2	2	2.1	1	0	0	0	0	0	2.6
at Indiana St.	02/04/2023		08:56	1-1	1.000	0-0	.000	2-3	.667	1	0	1	2.0	0	0	0	0	0	4	2.6
Drake	02/07/2023		18:53	2-7	.286	2-5	.400	2-3	.667	1	1	2	2.0	1	0	0	0	1	8	2.9
at Bradley	02/11/2023		04:10	1-2	.500	1-1	1.000	1-2	.500	2	1	3	2.1	2	0	0	0	0	4	2.9
at Illinois St.	02/15/2023		04:04	0-1	.000	0-1	.000	0-0	.000	0	0	0	2.0	1	0	0	0	0	0	2.8
Evansville	02/18/2023		04:39	0-2	.000	0-1	.000	0-0	.000	0	0	0	1.9	0	0	0	0	0	0	2.7
at Missouri St.	02/21/2023		03:42	0-1	.000	0-0	.000	0-0	.000	2	0	2	1.9	0	0	0	0	0	0	2.6
Totals		0	284:43	23-68	.338	12-43	.279	12-18	.667	26	26	52	1.9	27	5	7	5	5	70	2.6

Player Averages

Games Played	Minutes/ game	Points/ game	FG Pct	3FG Pct	FT Pct	Rebounds/ game	Assists/ game	Turnovers/ game	Assist/Turnover ratio	Steals/ game	Blocks/ game
27	10.5	2.6	33.0	27.9	66.7	1.9	0.2	0.3	0.7	0.2	0.2

MORGAN CAREER STATISTICS**MORGAN, Justin**

				Field Goals		3-Point		F-Throws		Rebounds									Scoring	
SEASON	TEAM	GP-GS	MIN/AVG	FG-FGA	FG%	3FG-3FGA	3FG%	FT-FTA	FT%	OFF	DEF	TOT	AVG	PF-FO	A	TO	BLK	STL	PTS	AVG
2022-23	MUR	27-0	285/10.5	23-68	.338	12-43	.279	12-18	.667	26	26	52	1.9	27-0	5	7	5	5	70	2.6
TOTAL		27-0	285/10.5	23-68	.338	12-43	.279	12-18	.667	26	26	52	1.9	27-0	5	7	5	5	70	2.6

Single Game Highs

Statistic	Value	
Points	15	at Evansville 01/01/23
Rebounds	7	vs Indiana St. 01/21/23, at Southern Ill. 01/24/23
Assists	1	5 times
Steals	3	vs Chicago St. 12/13/22
Blocks	1	5 times
FG Made	5	at Evansville 01/01/23
FG Attempts	9	at Evansville 01/01/23
3FG Made	3	at Evansville 01/01/23
3FG Attempts	6	at Evansville 01/01/23
FT Made	2	4 times
FT Attempts	3	at Belmont 01/17/23, at Indiana St. 02/04/23, vs Drake 02/07/23

2022-23 MURRAY STATE MEN'S BASKETBALL



13 - Kenny White, Jr.

SOPHOMORE

**G - 6-7 - 225 - Madisonville, Ky.
Tennessee Tech**

2022-23 GAME LOG

#13 WHITE JR., Kenny

Opponent	Date	GS	MIN	Total		3-Pointers		Free throws		Rebounds				PF	A	TO	BLK	STL	PTS	AVG
				FG-FGA	PCT	3FG-3FGA	PCT	FT-FTA	PCT	OFF	DEF	TOT	AVG							
at Saint Louis	11/07/2022	*	30:00	4-9	.444	1-4	.250	1-2	.500	0	1	1	1.0	3	0	3	1	0	10	10.0
Lindsey Wilson	11/12/2022	*	20:10	3-6	.500	1-1	1.000	0-0	.000	1	4	5	3.0	0	2	0	2	0	7	8.5
vs Texas A&M	11/17/2022	*	39:42	6-12	.500	2-3	.667	4-5	.800	1	5	6	4.0	3	4	0	2	2	18	11.7
vs Massachusetts	11/18/2022	*	24:46	2-5	.400	0-3	.000	0-0	.000	0	7	7	4.8	5	1	0	2	0	4	9.8
vs Tulsa	11/20/2022	*	32:48	6-14	.429	1-6	.167	3-4	.750	1	4	5	4.8	2	1	1	2	1	16	11.0
at Chattanooga	11/26/2022	*	38:53	3-9	.333	1-6	.167	2-2	1.000	0	8	8	5.3	3	1	2	1	0	9	10.7
Illinois St.	12/01/2022	*	34:02	4-13	.308	1-5	.200	2-4	.500	1	3	4	5.1	1	1	1	1	0	11	10.7
at Valparaiso	12/04/2022	*	40:57	2-9	.222	0-2	.000	2-6	.333	0	1	1	4.6	2	1	0	2	1	6	10.1
at Bellarmine	12/10/2022	*	16:59	2-4	.500	0-1	.000	0-0	.000	0	1	1	4.2	3	0	3	0	1	4	9.4
Chicago St.	12/13/2022	*	21:46	0-4	.000	0-3	.000	0-2	.000	0	0	0	3.8	2	2	1	0	1	0	8.5
Austin Peay	12/16/2022	*	34:08	6-9	.667	0-2	.000	3-3	1.000	2	4	6	4.0	1	0	2	1	2	15	9.1
at Middle Tenn.	12/21/2022	*	23:43	1-3	.333	0-1	.000	0-0	.000	0	1	1	3.8	0	1	1	0	0	2	8.5
Southern Ill.	12/29/2022	*	27:35	3-7	.429	1-3	.333	6-8	.750	0	2	2	3.6	3	1	1	1	1	13	8.8
at Evansville	01/01/2023	*	29:31	4-9	.444	2-5	.400	1-2	.500	0	5	5	3.7	2	2	2	1	0	11	9.0
Bradley	01/04/2023	*	21:25	2-5	.400	1-3	.333	1-2	.500	0	5	5	3.8	4	0	2	0	1	6	8.8
at Drake	01/07/2023	*	28:27	3-9	.333	0-3	.000	3-3	1.000	0	2	2	3.7	0	1	0	0	0	9	8.8
at UNI	01/10/2023	*	28:33	2-11	.182	0-2	.000	0-0	.000	1	8	9	4.0	2	2	2	1	2	4	8.5
UIC	01/14/2023	*	30:56	4-7	.571	1-2	.500	2-2	1.000	0	4	4	4.0	0	1	0	1	0	11	8.7
Missouri St.	01/28/2023		25:52	3-6	.500	1-2	.500	2-4	.500	1	4	5	4.1	0	1	2	1	1	9	8.7
Belmont	02/01/2023		33:04	6-10	.600	2-2	1.000	0-2	.000	0	6	6	4.2	1	1	3	2	0	14	9.0
at Indiana St.	02/04/2023		22:59	1-5	.200	0-2	.000	0-0	.000	0	1	1	4.0	1	1	1	1	2	2	8.6
Drake	02/07/2023		10:58	0-2	.000	0-0	.000	0-0	.000	0	1	1	3.9	0	1	1	0	0	0	8.2
at Bradley	02/11/2023		04:11	0-1	.000	0-0	.000	0-0	.000	0	2	2	3.8	0	0	1	0	0	0	7.9
at Illinois St.	02/15/2023		26:16	7-10	.700	1-2	.500	1-2	.500	1	2	3	3.8	2	0	1	0	0	16	8.2
Evansville	02/18/2023		29:20	4-7	.571	0-1	.000	2-2	1.000	1	6	7	3.9	2	1	2	0	0	10	8.3
at Missouri St.	02/21/2023		25:22	2-7	.286	0-2	.000	1-1	1.000	0	4	4	3.9	2	2	3	0	2	5	8.2
Valparaiso	02/26/2023		16:35	2-4	.500	0-1	.000	0-0	.000	0	5	5	3.9	2	1	2	0	1	4	8.0
Totals			18 718:58	82-197	.416	16-67	.239	36-56	.643	10	96	106	3.9	46	29	37	22	18	216	8.0

Player Averages

Games Played	Minutes/game	Points/game	FG Pct	3FG Pct	FT Pct	Rebounds/game	Assists/game	Turnovers/game	Assist/Turnover ratio	Steals/game	Blocks/game
27	26.6	8.0	41.6	23.9	64.3	3.9	1.1	1.4	0.8	0.7	0.8


WHITE CAREER STATISTICS

WHITE JR., Kenny

SEASON	TEAM	GP-GS	MIN/AVG	Field Goals		3-Point		F-Throws		Rebounds				Scoring						
				FG-FGA	FG%	3FG-3FGA	3FG%	FT-FTA	FT%	OFF	DEF	TOT	AVG	PF-FO	A	TO	BLK	STL	PTS	AVG
2020-21	TNTech	10-6	230/23.0	29-75	.387	5-30	.167	11-22	.500	6	28	34	3.4	14-0	9	23	4	3	74	7.4
2021-22	TNTech	32-19	786/24.6	124-266	.466	37-93	.398	40-68	.588	21	103	124	3.9	36-0	46	56	10	33	325	10.2
2022-23	MUR	27-18	719/26.6	82-197	.416	16-67	.239	36-56	.643	10	96	106	3.9	46-1	29	37	22	18	216	8.0
TOTAL FOR MUR		27-18	719/26.6	82-197	.416	16-67	.239	36-56	.643	10	96	106	3.9	46-1	29	37	22	18	216	8.0
TOTAL		69-43	1736/25.2	235-538	.437	58-190	.305	87-146	.596	37	227	264	3.8	96-1	84	116	36	54	615	8.9

Single Game Highs

Statistic	Value	
Points	24	at Wright St. 12/18/21
Rebounds	9	at UNI 01/10/23
Assists	5	vs Eastern Ill. 02/07/22
Steals	5	vs Southeast Mo. St. 02/17/22
Blocks	3	at Belmont 01/13/22
FG Made	10	at Wright St. 12/18/21
FG Attempts	14	at Murray St. 01/24/22, vs Tulsa 11/20/22
3FG Made	5	vs Eastern Ill. 02/07/22
3FG Attempts	8	vs Belmont 02/05/22
FT Made	8	vs UT Martin 02/26/22
FT Attempts	9	vs UT Martin 02/26/22



14 - Brian Moore

SOPHOMORE

G - 6-3- 180 - Harlem, N.Y.
NE Oklahoma A&M

2022-23 GAME LOG

#14 MOORE, JR., Brian

Opponent	Date	GS	MIN	Total		3-Pointers		Free throws		Rebounds				PF		A	TO	BLK	STL	PTS		AVG
				FG-FGA	PCT	3FG-3FGA	PCT	FT-FTA	PCT	OFF	DEF	TOT	AVG									
at Saint Louis	11/07/2022		21:59	2-6	.333	0-1	.000	5-6	.833	1	1	2	2.0	2	2	1	0	2	2	9	9.0	
Lindsey Wilson	11/12/2022		23:48	2-4	.500	0-0	.000	1-3	.333	0	2	2	2.0	2	3	2	0	2	5	7.0		
vs Texas A&M	11/17/2022		18:01	1-3	.333	0-1	.000	3-4	.750	1	1	2	2.0	4	1	3	0	2	5	6.3		
vs Massachusetts	11/18/2022		27:51	2-7	.286	0-2	.000	0-1	.000	0	3	3	2.3	2	2	3	0	0	4	5.8		
vs Tulsa	11/20/2022		14:32	1-2	.500	1-1	1.000	0-0	.000	0	0	0	1.8	1	1	2	0	2	3	5.2		
at Chattanooga	11/26/2022		14:14	1-5	.200	0-1	.000	0-1	.000	1	2	3	2.0	1	2	0	1	1	2	4.7		
Illinois St.	12/01/2022		09:03	0-1	.000	0-1	.000	0-0	.000	0	0	0	1.7	0	1	0	0	0	0	4.0		
at Valparaiso	12/04/2022		07:58	0-1	.000	0-1	.000	0-0	.000	0	0	0	1.5	0	0	0	0	0	0	3.5		
at Bellarmine	12/10/2022		15:50	1-2	.500	0-0	.000	2-2	1.000	1	0	1	1.4	2	1	1	0	3	4	3.6		
Chicago St.	12/13/2022		09:27	0-0	.000	0-0	.000	0-0	.000	0	0	0	1.3	1	1	3	0	0	0	3.2		
Austin Peay	12/16/2022		03:42	0-1	.000	0-0	.000	0-0	.000	0	1	1	1.3	0	1	0	0	0	0	2.9		
at Middle Tenn.	12/21/2022		15:38	2-4	.500	0-0	.000	6-6	1.000	0	0	0	1.2	1	1	2	0	0	10	3.5		
at Evansville	01/01/2023		08:33	0-0	.000	0-0	.000	0-0	.000	0	1	1	1.2	1	0	2	0	0	0	3.2		
Bradley	01/04/2023		20:45	3-5	.600	0-0	.000	4-4	1.000	0	1	1	1.1	2	1	2	1	0	10	3.7		
at Drake	01/07/2023		23:05	5-9	.556	0-0	.000	4-4	1.000	0	2	2	1.2	2	2	0	0	0	14	4.4		
at UNI	01/10/2023		16:23	2-4	.500	1-2	.500	3-4	.750	0	1	1	1.2	2	2	1	0	0	8	4.6		
UIC	01/14/2023		29:10	9-13	.692	0-2	.000	3-4	.750	3	2	5	1.4	2	3	1	0	1	21	5.6		
at Belmont	01/17/2023	*	23:28	2-7	.286	1-2	.500	0-0	.000	1	3	4	1.6	2	2	0	1	0	5	5.6		
Indiana St.	01/21/2023	*	37:05	6-13	.462	1-3	.333	6-7	.857	0	2	2	1.6	2	1	2	0	1	19	6.3		
at Southern Ill.	01/24/2023	*	38:07	7-12	.583	1-2	.500	4-7	.571	1	2	3	1.7	2	1	0	1	2	19	6.9		
Missouri St.	01/28/2023	*	32:28	6-9	.667	1-1	1.000	4-4	1.000	0	2	2	1.7	4	1	1	0	0	17	7.4		
Belmont	02/01/2023	*	38:14	10-14	.714	3-3	1.000	2-3	.667	2	4	6	1.9	0	5	3	0	2	25	8.2		
at Indiana St.	02/04/2023	*	31:04	4-8	.500	1-2	.500	0-0	.000	0	3	3	1.9	3	1	1	0	0	9	8.2		
Drake	02/07/2023	*	36:26	6-12	.500	0-3	.000	5-5	1.000	0	0	0	1.8	4	2	1	0	1	17	8.6		
at Bradley	02/11/2023	*	37:29	1-6	.167	0-1	.000	6-6	1.000	1	1	2	1.8	1	2	1	0	1	8	8.6		
at Illinois St.	02/15/2023	*	09:40	0-1	.000	0-0	.000	0-0	.000	0	0	0	1.8	0	0	1	0	0	0	8.2		
Evansville	02/18/2023	*	33:37	5-10	.500	1-1	1.000	7-7	1.000	2	1	3	1.8	1	1	2	0	1	18	8.6		
at Missouri St.	02/21/2023	*	31:42	1-5	.200	0-0	.000	2-2	1.000	0	1	1	1.8	0	0	1	0	0	4	8.4		
Valparaiso	02/26/2023	*	38:18	4-9	.444	1-2	.500	2-4	.500	0	2	2	1.8	2	2	3	1	0	11	8.5		
Totals		12	667:36	83-173	.480	12-32	.375	69-84	.821	14	38	52	1.8	46	42	39	5	21	247	8.5		

Player Averages

Games Played	Minutes/ game	Points/ game	FG Pct	3FG Pct	FT Pct	Rebounds/ game	Assists/ game	Turnovers/ game	Assist/Turnover ratio	Steals/ game	Blocks/ game
29	23.0	8.5	48.0	37.5	82.1	1.8	1.4	1.3	1.1	0.7	0.2

MOORE CAREER STATISTICS

MOORE, JR., Brian

				Field Goals		3-Point		F-Throws		Rebounds				Scoring						
SEASON	TEAM	GP-GS	MIN/AVG	FG-FGA	FG%	3FG-3FGA	3FG%	FT-FTA	FT%	OFF	DEF	TOT	AVG	PF-FO	A	TO	BLK	STL	PTS	AVG
2022-23	MUR	29-12	668/23.0	83-173	.480	12-32	.375	69-84	.821	14	38	52	1.8	46-0	42	39	5	21	247	8.5
TOTAL		29-12	668/23.0	83-173	.480	12-32	.375	69-84	.821	14	38	52	1.8	46-0	42	39	5	21	247	8.5

Single Game Highs

Statistic	Value
Points	25 vs Belmont 02/01/23
Rebounds	6 vs Belmont 02/01/23
Assists	5 vs Belmont 02/01/23
Steals	3 at Bellarmine 12/10/22
Blocks	1 5 times
FG Made	10 vs Belmont 02/01/23
FG Attempts	14 vs Belmont 02/01/23
3FG Made	3 vs Belmont 02/01/23
3FG Attempts	3 vs Indiana St. 01/21/23, vs Belmont 02/01/23, vs Drake 02/07/23
FT Made	7 vs Evansville 02/18/23
FT Attempts	7 vs Indiana St. 01/21/23, at Southern Ill. 01/24/23, vs Evansville 02/18/23

**22- Sam Murray II****FRESHMAN****G - 6-8 - 190 - Gulfport, Miss.
Harrison Central HS****2022-23 GAME LOG****#22 MURRAY II, Sam**

Opponent	Date	GS	MIN	Total		3-Pointers		Free throws		Rebounds				PF		A	TO	BLK	STL	PTS	AVG
				FG-FGA	PCT	3FG-3FGA	PCT	FT-FTA	PCT	OFF	DEF	TOT	AVG								
at Saint Louis	11/07/2022		02:34	0-2	.000	0-1	.000	0-0	.000	0	0	0	0.0	0	0	0	0	0	0	0	0.0
Lindsey Wilson	11/12/2022		16:15	3-7	.429	0-0	.000	0-0	.000	1	4	5	2.5	2	1	1	1	0	0	6	3.0
vs Massachusetts	11/18/2022		02:46	0-0	.000	0-0	.000	0-0	.000	0	0	0	1.7	0	0	0	0	0	0	0	2.0
vs Tulsa	11/20/2022		00:51	0-0	.000	0-0	.000	0-0	.000	0	0	0	1.3	0	0	0	0	0	0	0	1.5
at Valparaiso	12/04/2022		06:27	1-1	1.000	0-0	.000	0-0	.000	0	2	2	1.4	0	1	0	0	0	0	2	1.6
at Bellarmine	12/10/2022		01:55	1-1	1.000	0-0	.000	0-0	.000	0	0	0	1.2	1	0	0	0	0	0	2	1.7
Chicago St.	12/13/2022		08:52	0-2	.000	0-0	.000	0-0	.000	0	4	4	1.6	1	1	1	1	0	0	0	1.4
at Middle Tenn.	12/21/2022		04:13	1-1	1.000	0-0	.000	0-0	.000	0	2	2	1.6	0	0	0	0	0	0	2	1.5
at Evansville	01/01/2023		06:38	0-0	.000	0-0	.000	0-0	.000	0	1	1	1.6	2	1	0	1	0	0	0	1.3
Bradley	01/04/2023		06:37	2-3	.667	0-0	.000	1-2	.500	2	0	2	1.6	1	0	1	1	1	1	5	1.7
at Drake	01/07/2023		11:47	0-3	.000	0-0	.000	0-0	.000	0	2	2	1.6	4	0	1	3	1	0	1.5	1.5
UIC	01/14/2023		13:41	3-7	.429	0-0	.000	0-0	.000	3	4	7	2.1	1	0	3	0	0	0	6	1.9
at Belmont	01/17/2023		09:59	1-6	.167	0-0	.000	1-4	.250	5	1	6	2.4	1	1	0	0	0	0	3	2.0
at Southern Ill.	01/24/2023		04:10	0-0	.000	0-0	.000	0-0	.000	0	1	1	2.3	0	1	0	0	0	0	0	1.9
Belmont	02/01/2023		05:50	2-3	.667	0-0	.000	0-0	.000	0	0	0	2.1	0	0	1	1	0	4	2.0	2.0
at Indiana St.	02/04/2023		10:12	0-3	.000	0-0	.000	0-0	.000	0	3	3	2.2	0	0	0	1	0	0	0	1.9
Drake	02/07/2023		02:46	1-1	1.000	0-0	.000	0-0	.000	0	1	1	2.1	0	0	0	0	0	0	2	1.9
at Bradley	02/11/2023		05:48	0-1	.000	0-0	.000	1-4	.250	0	0	0	2.0	0	0	0	0	0	0	1	1.8
at Missouri St.	02/21/2023		03:31	0-0	.000	0-0	.000	0-0	.000	0	0	0	1.9	0	0	0	1	0	0	0	1.7
Totals		0	124:53	15-41	.366	0-1	.000	3-10	.300	11	25	36	1.9	13	6	8	10	2	33	1.7	

Player Averages

Games Played	Minutes/ game	Points/ game	FG Pct	3FG Pct	FT Pct	Rebounds/ game	Assists/ game	Turnovers/ game	Assist/Turnover ratio	Steals/ game	Blocks/ game
19	6.6	1.7	36.6	0.0	30.0	1.9	0.3	0.4	0.8	0.1	0.5

MURRAY CAREER STATISTICS**MURRAY II, Sam**

				Field Goals		3-Point		F-Throws		Rebounds										Scoring	
SEASON	TEAM	GP-GS	MIN/AVG	FG-FGA	FG%	3FG-3FGA	3FG%	FT-FTA	FT%	OFF	DEF	TOT	AVG	PF-FO	A	TO	BLK	STL	PTS	AVG	
2022-23	MUR	18-0	121/6.7	15-41	.366	0-1	.000	3-10	.300	11	25	36	2.0	13-0	6	8	9	2	33	1.8	
TOTAL		18-0	121/6.7	15-41	.366	0-1	.000	3-10	.300	11	25	36	2.0	13-0	6	8	9	2	33	1.8	

Single Game Highs

Statistic	Value	
Points	6	vs Lindsey Wilson 11/12/22, vs UIC 01/14/23
Rebounds	7	vs UIC 01/14/23
Assists	1	6 times
Steals	1	vs Bradley 01/04/23, at Drake 01/07/23
Blocks	3	at Drake 01/07/23
FG Made	3	vs Lindsey Wilson 11/12/22, vs UIC 01/14/23
FG Attempts	7	vs Lindsey Wilson 11/12/22, vs UIC 01/14/23
3FG Attempts	1	at Saint Louis 11/07/22
FT Made	1	vs Bradley 01/04/23, at Belmont 01/17/23, at Bradley 02/11/23
FT Attempts	4	at Belmont 01/17/23, at Bradley 02/11/23

2022-23 MURRAY STATE MEN'S BASKETBALL



24 - JaCobi Wood

SOPHOMORE

G - 6-2 - 185 - Cleveland, Tenn.
Belmont

2022-23 GAME LOG

#24 WOOD, JaCobi

Opponent	Date	GS	MIN	Total		3-Pointers		Free throws		Rebounds											
				FG-FA	PCT	3FG-3FGA	PCT	FT-FTA	PCT	OFF	DEF	TOT	AVG	PF	A	TO	BLK	STL	PTS	AVG	
at Saint Louis	11/07/2022	*	32:04	1-8	.125	0-4	.000	0-0	.000	1	7	8	8.0	1	1	1	0	0	2	2.0	
Lindsey Wilson	11/12/2022	*	25:40	5-7	.714	2-4	.500	1-2	.500	0	0	0	4.0	0	5	1	0	2	13	7.5	
vs Texas A&M	11/17/2022	*	37:12	5-9	.556	4-8	.500	9-9	1.000	0	2	2	3.3	2	4	4	1	1	23	12.7	
vs Massachusetts	11/18/2022	*	35:03	5-9	.556	3-6	.500	11-12	.917	0	5	5	3.8	1	4	2	0	1	24	15.5	
vs Tulsa	11/20/2022	*	39:09	3-13	.231	1-7	.143	5-5	1.000	1	8	9	4.8	1	11	1	0	1	12	14.8	
at Chattanooga	11/26/2022	*	40:00	1-8	.125	1-7	.143	2-2	1.000	0	1	1	4.2	1	3	3	0	1	5	13.2	
Illinois St.	12/01/2022	*	45:00	5-13	.385	1-6	.167	1-1	1.000	0	5	5	4.3	1	4	1	0	1	12	13.0	
at Valparaiso	12/04/2022	*	41:52	3-8	.375	1-4	.250	3-5	.600	0	5	5	4.4	2	5	5	0	3	10	12.6	
at Bellarmine	12/10/2022	*	39:32	1-8	.125	0-4	.000	9-10	.900	2	8	10	5.0	3	5	4	0	1	11	12.4	
Chicago St.	12/13/2022	*	31:27	8-11	.727	4-6	.667	4-6	.667	1	2	3	4.8	3	2	4	0	1	24	13.6	
Austin Peay	12/16/2022	*	36:18	2-4	.500	2-4	.500	1-2	.500	0	4	4	4.7	2	8	3	1	4	7	13.0	
at Middle Tenn.	12/21/2022	*	36:56	2-5	.400	0-2	.000	2-2	1.000	0	1	1	4.4	2	6	4	0	3	6	12.4	
Southern Ill.	12/29/2022	*	38:39	0-4	.000	0-4	.000	3-4	.750	0	1	1	4.2	2	3	2	0	0	3	11.7	
at Evansville	01/01/2023	*	33:51	2-6	.333	0-3	.000	2-2	1.000	1	5	6	4.3	3	6	1	0	3	6	11.3	
Bradley	01/04/2023	*	40:00	2-9	.222	0-4	.000	6-7	.857	1	5	6	4.4	3	4	3	0	1	10	11.2	
at Drake	01/07/2023	*	31:22	8-14	.571	3-6	.500	1-2	.500	0	3	3	4.3	1	2	4	0	2	20	11.8	
at UNI	01/10/2023	*	34:21	4-10	.400	3-7	.429	2-2	1.000	0	2	2	4.2	4	2	2	0	0	13	11.8	
UIC	01/14/2023	*	37:12	8-9	.889	3-3	1.000	2-3	.667	0	7	7	4.3	4	7	1	0	1	21	12.3	
at Belmont	01/17/2023	*	38:11	5-8	.625	2-3	.667	0-0	.000	2	5	7	4.5	2	4	3	0	1	12	12.3	
Indiana St.	01/21/2023	*	31:30	2-8	.250	1-4	.250	1-3	.333	1	3	4	4.5	4	4	4	1	3	6	12.0	
at Southern Ill.	01/24/2023	*	34:57	0-7	.000	0-4	.000	1-2	.500	0	3	3	4.4	2	6	4	0	4	1	11.5	
Missouri St.	01/28/2023	*	36:40	1-4	.250	1-3	.333	0-0	.000	0	2	2	4.3	2	3	0	1	2	3	11.1	
Belmont	02/01/2023	*	39:05	3-5	.600	1-1	1.000	1-3	.333	1	7	8	4.4	2	8	0	0	1	8	11.0	
at Indiana St.	02/04/2023	*	37:05	3-6	.500	2-3	.667	5-5	1.000	0	3	3	4.4	1	2	3	0	0	13	11.0	
Drake	02/07/2023	*	37:14	2-8	.250	1-5	.200	3-4	.750	0	5	5	4.4	2	6	1	0	1	8	10.9	
at Bradley	02/11/2023	*	36:41	3-6	.500	2-4	.500	2-2	1.000	0	3	3	4.3	3	0	3	0	0	10	10.9	
at Illinois St.	02/15/2023	*	40:00	2-4	.500	0-0	.000	4-4	1.000	0	3	3	4.3	2	11	2	0	2	8	10.8	
Evansville	02/18/2023	*	20:18	0-3	.000	0-2	.000	2-4	.500	1	4	5	4.3	4	1	4	0	1	2	10.5	
at Missouri St.	02/21/2023	*	37:21	6-10	.600	4-7	.571	0-0	.000	0	4	4	4.3	2	3	1	0	1	16	10.7	
Valparaiso	02/26/2023	*	42:34	3-6	.500	1-2	.500	6-6	1.000	1	3	4	4.3	2	5	2	0	1	13	10.7	
Totals		30	1087:14	95-230	.413	43-127	.339	89-109	.817	13	116	129	4.3	64	135	73	4	43	322	10.7	

Player Averages

Games Played	Minutes/game	Points/game	FG Pct	3FG Pct	FT Pct	Rebounds/game	Assists/game	Turnovers/game	Assist/Turnover ratio	Steals/game	Blocks/game
30	36.2	10.7	41.3	33.9	81.7	4.3	4.5	2.4	1.8	1.4	0.1

WOOD CAREER STATISTICS

WOOD, Jacobi

				Field Goals		3-Point		F-Throws		Rebounds				Scoring						
SEASON	TEAM	GP-GS	MIN/AVG	FG-FGA	FG%	3FG-3FGA	3FG%	FT-FTA	FT%	OFF	DEF	TOT	AVG	PF-FO	A	TO	BLK	STL	PTS	AVG
2020-21	BEL	30-7	692/23.1	107-236	.453	34-104	.327	91-113	.805	7	62	69	2.3	59-0	65	66	0	21	339	11.3
2021-22	BEL	32-0	633/19.8	72-177	.407	34-103	.330	25-33	.758	6	61	67	2.1	38-0	70	55	1	26	203	6.3
2022-23	MUR	30-30	1087/36.2	95-230	.413	43-127	.339	89-109	.817	13	116	129	4.3	64-0	135	73	4	43	322	10.7
TOTAL FOR MUR		30-30	1087/36.2	95-230	.413	43-127	.339	89-109	.817	13	116	129	4.3	64-0	135	73	4	43	322	10.7
TOTAL		92-37	2412/26.2	274-643	.426	111-334	.332	205-255	.804	26	239	265	2.9	161-0	270	194	5	90	864	9.4

Single Game Highs

Statistic	Value	
Points	24	vs Chicago St. 12/13/22, vs Massachusetts 11/18/22
Rebounds	10	at Bellarmine 12/10/22
Assists	11	at Illinois St. 02/15/23, vs Tulsa 11/20/22
Steals	6	vs UT Martin 01/29/22
Blocks	1	5 times
FG Made	8	4 times
FG Attempts	15	vs Morehead St. 02/13/21
3FG Made	5	vs Lipscomb 12/02/21
3FG Attempts	12	vs Lipscomb 12/02/21
FT Made	13	vs Samford 12/05/20
FT Attempts	15	vs Samford 12/05/20



25- Rod Thomas

SENIOR

**G - 6-0 - 195 - Paducah, Ky.
Tilghman HS**

2022-23 GAME LOG

#25 THOMAS, Rodriguez

Opponent	Date	GS	MIN	Total		3-Pointers		Free throws		Rebounds				PF		A	TO	BLK	STL	PTS	AVG
				FG-FGA	PCT	3FG-3FGA	PCT	FT-FTA	PCT	OFF	DEF	TOT	AVG								
Lindsey Wilson	11/12/2022		01:58	0-0	.000	0-0	.000	0-0	.000	0	0	0	0.0	0	0	1	0	0	0	0	0.0
UIC	01/14/2023		00:54	0-0	.000	0-0	.000	0-0	.000	0	1	1	0.5	0	0	0	0	0	0	0	0.0
Evansville	02/18/2023		01:14	0-0	.000	0-0	.000	2-2	1.000	0	0	0	0.3	0	0	1	0	0	0	2	0.7
Valparaiso	02/26/2023	*	05:05	1-1	1.000	1-1	1.000	0-0	.000	0	0	0	0.3	1	0	2	0	0	0	3	1.3
Totals		1	09:11	1-1	1.000	1-1	1.000	2-2	1.000	0	1	1	0.3	1	0	4	0	0	0	5	1.3

Player Averages

Games Played	Minutes/ game	Points/ game	FG Pct	3FG Pct	FT Pct	Rebounds/ game	Assists/ game	Turnovers/ game	Assist/Turnover ratio	Steals/ game	Blocks/ game
4	2.3	1.3	100.0	100.0	100.0	0.3	0.0	1.0	0.0	0.0	0.0

THOMAS CAREER STATISTICS

THOMAS, Rodriguez

				Field Goals		3-Point		F-Throws		Rebounds								Scoring		
SEASON	TEAM	GP-GS	MIN/AVG	FG-FGA	FG%	3FG-3FGA	3FG%	FT-FTA	FT%	OFF	DEF	TOT	AVG	PF-FO	A	TO	BLK	STL	PTS	AVG
2019-20	MUR	9-0	29/3.2	1-5	.200	1-5	.200	0-0	.000	1	5	6	0.7	4-0	2	4	0	1	3	0.3
2020-21	MUR	9-0	31/3.4	5-13	.385	1-8	.125	4-6	.667	1	3	4	0.4	4-0	1	1	1	0	15	1.7
2021-22	MUR	15-0	45/3.0	4-19	.211	3-15	.200	2-2	1.000	2	8	10	0.7	5-0	2	5	0	0	13	0.9
2022-23	MUR	4-1	9/2.3	1-1	1.000	1-1	1.000	2-2	1.000	0	1	1	0.3	1-0	0	4	0	0	5	1.3
TOTAL		37-1	113/3.1	11-38	.289	6-29	.207	8-10	.800	4	17	21	0.6	14-0	5	14	1	1	36	1.0

Single Game Highs

Statistic	Value
Points	12 vs Greenville 11/29/20
Rebounds	5 vs Tenn. Wesleyan 12/15/21
Assists	2 vs Tenn. Wesleyan 12/15/21
Steals	1 vs Kennesaw St. 12/16/19
Blocks	1 vs Transylvania 12/15/20
FG Made	4 vs Greenville 11/29/20
FG Attempts	5 vs Greenville 11/29/20, vs Tenn. Wesleyan 12/15/21
3FG Made	3 vs Tenn. Wesleyan 12/15/21
3FG Attempts	4 vs Tenn. Wesleyan 12/15/21
FT Made	4 vs Greenville 11/29/20
FT Attempts	4 vs Greenville 11/29/20

**35 - Marlon Lestin**

SOPHOMORE

F - 6-9 - 230 - Montreal, Quebec
East Carolina**2022-23 GAME LOG****#35 LESTIN, Marlon**

Opponent	Date	GS	MIN	Total		3-Pointers		Free throws		Rebounds				PF	A	TO	BLK	STL	PTS	AVG
				FG-FGA	PCT	3FG-3FGA	PCT	FT-FTA	PCT	OFF	DEF	TOT	AVG							
at Saint Louis	11/07/2022		00:39	0-0	.000	0-0	.000	0-0	.000	0	0	0	0.0	2	0	0	0	0	0	0.0
Lindsey Wilson	11/12/2022		01:26	0-0	.000	0-0	.000	0-0	.000	0	0	0	0.0	1	0	0	0	0	0	0.0
vs Tulsa	11/20/2022		00:51	0-0	.000	0-0	.000	0-1	.000	0	1	1	0.3	0	0	0	0	1	0	0.0
at Drake	01/07/2023		01:09	0-0	.000	0-0	.000	0-0	.000	0	0	0	0.3	0	0	0	0	0	0	0.0
UIC	01/14/2023		00:54	0-0	.000	0-0	.000	0-0	.000	0	0	0	0.2	0	0	0	0	0	0	0.0
Evansville	02/18/2023		03:43	0-0	.000	0-0	.000	0-0	.000	1	1	2	0.5	1	0	0	0	0	0	0.0
Totals		0	08:43	0-0	.000	0-0	.000	0-1	.000	1	2	3	0.5	4	0	0	0	1	0	0.0

Player Averages

Games Played	Minutes/ game	Points/ game	FG Pct	3FG Pct	FT Pct	Rebounds/ game	Assists/ game	Turnovers/ game	Assist/Turnover ratio	Steals/ game	Blocks/ game
6	1.5	0.0	0.0	0.0	0.0	0.5	0.0	0.0	0.0	0.2	0.0

LESTIN CAREER STATISTICS**LESTIN, Marlon**

				Field Goals		3-Point		F-Throws		Rebounds				Scoring						
SEASON	TEAM	GP-GS	MIN/AVG	FG-FGA	FG%	3FG-3FGA	3FG%	FT-FTA	FT%	OFF	DEF	TOT	AVG	PF-FO	A	TO	BLK	STL	PTS	AVG
2021-22	ECU	10-0	47/4.7	0-1	.000	0-0	.000	2-4	.500	5	2	7	0.7	6-0	1	3	1	2	2	0.2
2022-23	MUR	6-0	9/1.5	0-0	.000	0-0	.000	0-1	.000	1	2	3	0.5	4-0	0	0	0	1	0	0.0
TOTAL FOR MUR		6-0	9/1.5	0-0	.000	0-0	.000	0-1	.000	1	2	3	0.5	4-0	0	0	0	1	0	0.0
TOTAL		16-0	56/3.5	0-1	.000	0-0	.000	2-5	.400	6	4	10	0.6	10-0	1	3	1	3	2	0.1

Single Game Highs

Statistic	Value	
Points	1	vs N.C. A&T 12/07/21, at Houston 01/22/22
Rebounds	2	at Tulane 02/05/22, at Houston 01/22/22, vs Evansville 02/18/23
Assists	1	vs N.C. A&T 12/07/21
Steals	1	at Houston 01/22/22, at Tulsa 02/08/22, vs Tulsa 11/20/22
Blocks	1	at Houston 01/22/22
FG Attempts	1	at Houston 01/22/22
FT Made	1	vs N.C. A&T 12/07/21, at Houston 01/22/22
FT Attempts	2	vs N.C. A&T 12/07/21, at Houston 01/22/22



52 - Jamari Smith

JUNIOR

F - 6-8 - 225 - Jonesboro, Ga.
Queens (NC)

2022-23 GAME LOG

#52 SMITH, Jamari

Opponent	Date	GS	MIN	Total		3-Pointers		Free throws		Rebounds				PF	A	TO	BLK	STL	PTS	AVG
				FG-FA	PCT	3FG-3FGA	PCT	FT-FTA	PCT	OFF	DEF	TOT	AVG							
at Saint Louis	11/07/2022	*	27:26	6-11	.545	3-4	.750	4-9	.444	2	3	5	5.0	2	1	2	1	0	19	19.0
vs Texas A&M	11/17/2022	*	25:19	6-9	.667	1-2	.500	4-9	.444	0	4	4	4.5	4	1	3	0	0	17	18.0
vs Massachusetts	11/18/2022	*	23:24	7-16	.438	0-3	.000	0-0	.000	3	3	6	5.0	4	1	2	0	1	14	16.7
vs Tulsa	11/20/2022	*	29:52	8-12	.667	1-3	.333	2-2	1.000	3	4	7	5.5	3	0	1	0	0	19	17.3
at Chattanooga	11/26/2022	*	32:24	8-16	.500	1-3	.333	0-1	.000	2	7	9	6.2	4	0	0	0	1	17	17.2
Illinois St.	12/01/2022	*	34:27	6-11	.545	1-2	.500	3-6	.500	1	2	3	5.7	3	0	1	0	0	16	17.0
at Valparaiso	12/04/2022	*	33:11	7-11	.636	0-1	.000	4-5	.800	1	6	7	5.9	4	4	5	2	1	18	17.1
at Bellarmine	12/10/2022	*	30:00	2-9	.222	0-1	.000	1-2	.500	0	4	4	5.6	4	0	2	0	0	5	15.6
Chicago St.	12/13/2022	*	27:36	3-13	.231	0-1	.000	2-3	.667	1	5	6	5.7	3	0	0	1	0	8	14.8
Austin Peay	12/16/2022	*	19:54	4-11	.364	0-2	.000	0-0	.000	0	1	1	5.2	3	1	3	0	0	8	14.1
at Middle Tenn.	12/21/2022	*	31:06	4-7	.571	0-1	.000	3-4	.750	3	3	6	5.3	3	4	5	0	0	11	13.8
Southern Ill.	12/29/2022	*	30:42	1-4	.250	0-0	.000	3-4	.750	2	7	9	5.6	2	0	1	0	0	5	13.1
at Evansville	01/01/2023	*	32:09	7-15	.467	0-2	.000	0-0	.000	1	2	3	5.4	1	1	0	0	0	14	13.2
at Drake	01/07/2023	*	16:13	1-3	.333	0-0	.000	0-0	.000	0	4	4	5.3	3	0	2	0	0	2	12.4
at UNI	01/10/2023	*	28:04	6-10	.600	2-3	.667	2-4	.500	0	7	7	5.4	1	1	2	1	1	16	12.6
UIC	01/14/2023	*	16:14	3-7	.429	0-1	.000	3-4	.750	0	2	2	5.2	5	0	4	1	0	9	12.4
at Belmont	01/17/2023	*	24:40	5-19	.263	0-2	.000	1-2	.500	2	1	3	5.1	0	0	1	1	2	11	12.3
Indiana St.	01/21/2023	*	26:37	3-5	.600	0-0	.000	6-7	.857	4	4	8	5.2	1	2	0	0	0	12	12.3
at Southern Ill.	01/24/2023	*	33:33	6-11	.545	3-4	.750	0-0	.000	0	3	3	5.1	3	1	3	0	2	15	12.4
Missouri St.	01/28/2023	*	30:04	6-11	.545	0-1	.000	4-4	1.000	1	1	2	5.0	1	1	2	1	2	16	12.6
Belmont	02/01/2023	*	20:25	2-11	.182	0-3	.000	0-0	.000	2	1	3	4.9	1	0	0	0	0	4	12.2
at Indiana St.	02/04/2023	*	13:34	1-4	.250	0-2	.000	1-2	.500	0	3	3	4.8	1	0	1	0	0	3	11.8
Drake	02/07/2023	*	24:18	4-8	.500	2-5	.400	1-3	.333	0	1	1	4.6	2	1	0	0	0	11	11.7
at Bradley	02/11/2023	*	29:41	2-6	.333	1-3	.333	3-4	.750	0	3	3	4.5	4	0	2	0	0	8	11.6
at Illinois St.	02/15/2023	*	26:00	5-14	.357	0-2	.000	1-2	.500	1	2	3	4.5	1	1	1	0	0	11	11.6
Evansville	02/18/2023	*	26:20	8-15	.533	1-2	.500	1-1	1.000	1	2	3	4.4	2	1	0	1	2	18	11.8
at Missouri St.	02/21/2023	*	31:29	4-11	.364	2-5	.400	0-2	.000	0	2	2	4.3	1	1	1	1	0	10	11.7
Valparaiso	02/26/2023		33:47	2-7	.286	1-2	.500	1-2	.500	1	3	4	4.3	1	0	0	1	1	6	11.5
Totals		27	758:29	127-287	.443	19-60	.317	50-82	.610	31	90	121	4.3	67	22	44	11	13	323	11.5

Player Averages

Games Played	Minutes/game	Points/game	FG Pct	3FG Pct	FT Pct	Rebounds/game	Assists/game	Turnovers/game	Assist/Turnover ratio	Steals/game	Blocks/game
28	27.1	11.5	44.3	31.7	61.0	4.3	0.8	1.6	0.5	0.5	0.4

SMITH CAREER STATISTICS

SMITH, Jamari

				Field Goals		3-Point		F-Throws		Rebounds									Scoring	
SEASON	TEAM	GP-GS	MIN/AVG	FG-FGA	FG%	3FG-3FGA	3FG%	FT-FTA	FT%	OFF	DEF	TOT	AVG	PF-FO	A	TO	BLK	STL	PTS	AVG
2018-19	Queens	5-0	46/9.2	10-16	.625	0-0	.000	1-3	.333	4	2	6	1.2	3-0	1	4	2	1	21	4.2
2019-20	Queens	28-26	663/23.7	140-261	.536	8-24	.333	90-118	.763	61	128	189	6.8	74-3	28	57	11	17	378	13.5
2020-21	Queens	15-12	373/24.9	95-182	.522	14-41	.341	49-73	.671	28	59	87	5.8	37-0	18	32	4	12	253	16.9
2021-22	Queens	34-31	880/25.9	211-411	.513	44-110	.400	133-179	.743	71	169	240	7.1	90-1	32	74	30	26	599	17.6
2022-23	MUR	28-27	758/27.1	127-287	.443	19-60	.317	50-82	.610	31	90	121	4.3	67-1	22	44	11	13	323	11.5
TOTAL FOR MUR		28-27	758/27.1	127-287	.443	19-60	.317	50-82	.610	31	90	121	4.3	67-1	22	44	11	13	323	11.5
TOTAL		110-96	2721/24.7	583-1157	.504	85-235	.362	323-455	.710	195	448	643	5.8	271-5	101	211	58	69	1574	14.3

Single Game Highs

Statistic	Value	
Points	33	at Augusta 03/15/22
Rebounds	14	vs UVA Wise 02/13/21
Assists	5	vs UVA Wise 02/13/21
Steals	3	vs Catawba 03/07/20
Blocks	3	vs Newberry 01/26/22, at Lincoln Memorial 01/15/22, vs Carson-Newman 03/06/22
FG Made	12	at Augusta 03/15/22
FG Attempts	22	at Augusta 03/15/22
3FG Made	4	at Lincoln Memorial 02/03/21, vs Limestone 02/16/22, at Augusta 03/15/22
3FG Attempts	8	vs Lincoln Memorial 12/18/21, at Augusta 03/15/22
FT Made	15	vs Columbus St. 03/12/22
FT Attempts	15	vs Columbus St. 03/12/22



55 - DJ Burns

JUNIOR

F - 6-7 - 220 - New Orleans, La.
Southern

2022-23 GAME LOG

#55 BURNS, DJ

Opponent	Date	GS	MIN	Total		3-Pointers		Free throws		Rebounds				PF	A	TO	BLK	STL	PTS	AVG	
				FG-FA	PCT	3FG-3FGA	PCT	FT-FTA	PCT	OFF	DEF	TOT	AVG								
at Saint Louis	11/07/2022	*	21:21	1-8	.125	0-0	.000	4-4	1.000	3	3	6	6.0	3	1	1	0	0	6	6.0	
Lindsey Wilson	11/12/2022	*	22:19	7-8	.875	0-0	.000	6-10	.600	2	7	9	7.5	1	1	1	2	2	20	13.0	
vs Texas A&M	11/17/2022	*	32:48	2-4	.500	0-0	.000	4-4	1.000	1	5	6	7.0	3	2	0	0	2	8	11.3	
vs Massachusetts	11/18/2022	*	33:38	4-4	1.000	0-0	.000	1-4	.250	0	5	5	6.5	4	0	2	0	1	9	10.8	
vs Tulsa	11/20/2022	*	27:11	4-6	.667	0-0	.000	3-4	.750	6	9	15	8.2	4	2	3	1	0	11	10.8	
at Chattanooga	11/26/2022	*	31:20	5-8	.625	0-0	.000	1-1	1.000	4	5	9	8.3	3	1	0	0	0	11	10.8	
Illinois St.	12/01/2022	*	37:56	1-3	.333	0-0	.000	0-0	.000	3	7	10	8.6	3	2	0	1	1	2	9.6	
at Valparaiso	12/04/2022	*	25:49	3-6	.500	0-0	.000	0-0	.000	4	2	6	8.3	4	1	2	0	0	6	9.1	
at Bellarmine	12/10/2022	*	20:19	0-0	.000	0-0	.000	1-2	.500	3	2	5	7.9	1	0	1	0	0	1	8.2	
Chicago St.	12/13/2022	*	30:35	6-8	.750	0-0	.000	6-9	.667	11	3	14	8.5	2	0	1	2	0	18	9.2	
Austin Peay	12/16/2022	*	35:41	7-10	.700	0-0	.000	1-2	.500	2	6	8	8.5	3	1	1	1	0	15	9.7	
at Middle Tenn.	12/21/2022	*	26:13	4-6	.667	0-0	.000	2-4	.500	1	3	4	8.1	2	1	1	0	0	10	9.8	
Southern Ill.	12/29/2022	*	33:04	2-8	.250	0-0	.000	0-0	.000	5	3	8	8.1	2	1	1	1	0	4	9.3	
at Evansville	01/01/2023	*	20:42	3-4	.750	0-0	.000	2-2	1.000	2	1	3	7.7	4	1	0	0	0	8	9.2	
Bradley	01/04/2023	*	33:23	6-11	.545	0-0	.000	4-4	1.000	5	5	10	7.9	3	1	2	0	3	16	9.7	
at Drake	01/07/2023	*	20:06	1-1	1.000	0-0	.000	0-0	.000	0	3	3	7.6	3	2	2	0	0	2	9.2	
at UNI	01/10/2023	*	24:51	2-2	1.000	0-0	.000	0-0	.000	1	2	3	7.3	1	1	2	0	0	4	8.9	
UIC	01/14/2023	*	18:04	0-1	.000	0-0	.000	2-2	1.000	0	3	3	7.1	3	0	2	0	0	2	8.5	
at Belmont	01/17/2023	*	21:52	4-8	.500	0-0	.000	0-0	.000	3	2	5	6.9	1	1	0	0	0	8	8.5	
Indiana St.	01/21/2023	*	27:50	7-11	.636	0-0	.000	4-5	.800	5	6	11	7.2	3	1	0	1	0	18	9.0	
at Southern Ill.	01/24/2023	*	12:46	1-3	.333	0-0	.000	0-0	.000	2	2	4	7.0	4	0	3	0	2	2	8.6	
Missouri St.	01/28/2023	*	29:25	2-6	.333	0-0	.000	8-8	1.000	3	4	7	7.0	4	0	3	0	0	12	8.8	
Belmont	02/01/2023	*	21:36	5-7	.714	0-0	.000	2-2	1.000	4	3	7	7.0	4	3	1	1	0	12	8.9	
at Indiana St.	02/04/2023	*	21:32	3-5	.600	0-0	.000	2-3	.667	1	2	3	6.8	4	3	4	0	0	8	8.9	
Drake	02/07/2023	*	24:37	3-6	.500	0-0	.000	1-2	.500	4	5	9	6.9	1	1	0	0	0	7	8.8	
at Bradley	02/11/2023	*	27:10	4-9	.444	0-0	.000	2-2	1.000	2	2	4	6.8	3	1	0	0	1	10	8.8	
at Illinois St.	02/15/2023	*	21:03	0-2	.000	0-0	.000	1-2	.500	1	2	3	6.7	2	0	1	0	1	1	8.6	
Evansville	02/18/2023	*	15:58	3-4	.750	0-0	.000	3-3	1.000	4	4	8	6.7	2	3	1	1	0	9	8.6	
at Missouri St.	02/21/2023	*	13:23	1-1	1.000	0-0	.000	2-2	1.000	1	2	3	6.6	1	1	2	0	0	4	8.4	
Valparaiso	02/26/2023	*	33:12	10-18	.556	0-0	.000	1-2	.500	3	5	8	6.6	2	4	1	0	1	21	8.8	
Totals			30	765:44	101-178	.567	0-0	.000	63-83	.759	86	113	199	6.6	80	36	38	11	14	265	8.8

Player Averages

Games Played	Minutes/ game	Points/ game	FG Pct	3FG Pct	FT Pct	Rebounds/ game	Assists/ game	Turnovers/ game	Assist/Turnover ratio	Steals/ game	Blocks/ game
30	25.5	8.8	56.7	0.0	75.9	6.6	1.2	1.3	0.9	0.5	0.4

BURNS CAREER STATISTICS

BURNS, Dj

SEASON	TEAM	GP-GS	MIN/AVG	Field Goals		3-Point		F-Throws		Rebounds				Scoring						
				FG-FGA	FG%	3FG-3FGA	3FG%	FT-FTA	FT%	OFF	DEF	TOT	AVG	PF-FO	A	TO	BLK	STL	PTS	AVG
2019-20	SU	32-1	596/18.6	104-198	.525	2-7	.286	65-94	.691	58	91	149	4.7	89-6	32	39	11	27	275	8.6
2020-21	SU	6-4	123/20.6	23-51	.451	0-1	.000	10-13	.769	9	21	30	5.0	15-1	5	13	3	3	56	9.3
2021-22	MUR	34-34	868/25.5	77-134	.575	0-1	.000	44-61	.721	107	107	214	6.3	87-3	31	32	17	43	198	5.8
2022-23	MUR	30-30	766/25.5	101-178	.567	0-0	.000	63-83	.759	86	113	199	6.6	80-0	36	38	11	14	265	8.8
TOTAL FOR MUR		64-64	1634/25.5	178-312	.571	0-1	.000	107-144	.743	193	220	413	6.5	167-3	67	70	28	57	463	7.2
TOTAL		102-69	2353/23.1	305-561	.544	2-9	.222	182-251	.725	260	332	592	5.8	271-10	104	122	42	87	794	7.8

Single Game Highs

Statistic	Value	
Points	33	vs Ecclesia 11/18/19
Rebounds	15	vs Middle Tenn. 12/04/21, vs Tulsa 11/20/22
Assists	5	at Alabama A&M 02/24/20
Steals	4	vs Ecclesia 11/18/19, vs UT Martin 01/22/22, at Austin Peay 02/03/22
Blocks	2	6 times
FG Made	14	vs Ecclesia 11/18/19
FG Attempts	19	vs Ecclesia 11/18/19
3FG Made	1	vs Ecclesia 11/18/19, at Ark.-Pine Bluff 01/18/20
3FG Attempts	1	9 times
FT Made	8	vs Missouri St. 01/28/23
FT Attempts	10	vs Lindsey Wilson 11/12/22

2022-23 MURRAY STATE MEN'S BASKETBALL

2022-23 GAME LOG & LEADERS

Opp	W-L	Score	Rec	MVC	OT	High Scorer	High Rebound	High Assist	High Block	High Steal
SLU	Lost	68-91	0-1	----		Smith 19	Wood 8	Perry 2	White, Smith 1	Moore 2
LWU	Won	90-53	1-1	----		Burns 20	Burns 9	Wood 5	White, Burns 2	Anderson 4
TAMU	Won	88-79	2-1	----		Wood 23	White, Perry, Burns 6	Wood, White 4	White 2	White, Burns, Moore 2
UMass	Lost	69-71	2-2	----		Wood 24	White 7	Perry 7	White 2	Wood, Smith, Burns 1
Tulsa	Won	77-60	3-2	----		Smith 19	Burns 15	Wood 11	White 2	Moore 2
UTC	Lost	66-69	3-3	----		Perry 22	Burns, Smith 9	Wood 3	White, Moore 1	4 with 1
ILST	Won	70-67	4-3	1-0	OT	Perry 20	Burns 10	Wood 4	White, Burns, Morgan	Burns, Wood 1
VALPO	Won	77-70	5-3	2-0	OT	Perry 30	Anderson, Smith 7	Wood 5	White, Smith 2	Wood 3
BU	Lost	58-69	5-4	----		Perry 24	Wood 10	Wood 5	None	Moore 3
CSU	Won	66-65	6-4	----		Wood 24	Burns 14	Wood, White, Perry 2	Burns 2	Morgan 3
APSU	Won	68-60	7-4	----		Anderson 16	Burns 8	Wood 8	White, Burns, Wood 1	Wood 4
MTSU	Lost	67-83	7-5	----		Perry 15	Smith 6	Wood 6	None	Wood 3
SIU	Lost	57-63	7-6	2-1		Perry 26	Smith 9	Wood 3	White, Burns 1	White 1
UE	Won	78-61	8-6	3-1		Morgan 15	Perry 8	Wood 6	White, Perry, Morgan	Anderson 3
BRD	Won	67-58	9-6	4-1		Burns 16	Burns 10	Wood 4	Morgan, Murray, Moore 1	Burns 3
DRK	Lost	64-82	9-7	4-2		Wood 20	Perry, Smith 4	Wood, Burns, Anderson, Moore 2	Murray 3	Woos, Anderson 2
UNI	Lost	67-75	9-8	4-3		Perry 22	White 9	Wood, Moore, White 2	Morgan, Smith, White 1	White 2
UIC	Won	81-64	10-8	5-3		Moore, Wood 21	Murray, Wood 7	Wood 7	4 with 1	Moore, Wood, Perry 1
BEL	Lost	65-80	10-9	5-4		Perry 14	Wood 7	Wood 4	Smith, Moore, Anderson	Smith 2
ISU	Won	82-73	11-9	6-4		Perry 19	Burns 11	Wood 4	Burns, Wood, Morgan	Wood 3
SIU	Lost	64-68	11-10	6-5		Moore 19	Perry 10	Wood 6	Perry, Moore 1	Wood 4
MOST	Won	74-71	12-10	7-5		Moore, Perry 17	Burns 7	Wood, Perry 3	White, Wood, Smith 1	Wood, Smith 2
BEL	Won	83-82	13-10	8-5		Moore 25	Wood 8	Wood 8	White 2	Moore 2
ISU	Lost	56-99	13-11	8-6		Perry 14	Anderson 4	Burns 3	White, Murray 1	White 2
DRK	Lost	92-68	13-12	8-7		Moore 17	Burns 9	Wood 6	Anderson 1	4 with 1
BRD	Lost	83-48	13-13	8-8		Burns 13	Wood, Burns 4	Moore 2	None	Edwards, Moore, Burns 1
ILST	Won	76-75	14-13	9-8		Perry 25	Perry 6	Wood 11	None	Anderson 3
UE	Won	74-58	15-13	10-8		Smith, Moore 18	Burns 8	Perry 4	Burns, Smith 1	Smith 2
MOST	Lost	84-69	15-14	10-9		Perry 20	Perry 5	Perry 4	Smith, Murray	Perry, White 2
VALPO	Won	77-76	16-14	11-9	OT	Burns 21	Burns 8	Wood 5	Smith, Moore 1	4 with 1

GAME STARTERS

Opp	Date	Guard	Guard	Forward	Forward	Forward
Saint Louis	11-07-22	Wood	Perry	White	Smith	Burns
LWU	11-12-22	Wood	Perry	White	Anderson	Burns
TAMU	11-17-22	Wood	Perry	White	Smith	Burns
UMass	11-18-22	Wood	Perry	White	Smith	Burns
Tulsa	11-20-22	Wood	Perry	White	Smith	Burns
UTC	11-26-22	Wood	Perry	White	Smith	Burns
ILST	12-01-22	Wood	Perry	White	Smith	Burns
VALPO	12-04-22	Wood	Perry	White	Smith	Burns
BU	12-10-22	Wood	Perry	White	Smith	Burns
CSU	12-13-22	Wood	Perry	White	Smith	Burns
APSU	12-16-22	Wood	Perry	White	Smith	Burns
MTSU	12-21-22	Wood	Perry	White	Smith	Burns
SIU	12-29-22	Wood	Perry	White	Smith	Burns
UE	01-01-23	Wood	Perry	White	Smith	Burns
BRD	01-04-23	Wood	Perry	White	Anderson	Burns
DRK	01-07-23	Wood	Perry	White	Smith	Burns
UNI	01-10-23	Wood	Perry	White	Smith	Burns
UIC	01-14-23	Wood	Perry	White	Smith	Burns
BEL	01-17-23	Wood	Perry	Moore	Smith	Burns
ISU	01-21-23	Wood	Perry	Moore	Smith	Burns
SIU	01-24-23	Wood	Perry	Moore	Smith	Burns
MOST	01-28-23	Wood	Perry	Moore	Smith	Burns
BEL	02-01-23	Wood	Perry	Moore	Smith	Burns
ISU	02-04-23	Wood	Perry	Moore	Smith	Burns
DRK	02-07-23	Wood	Perry	Moore	Smith	Burns
BRD	02-11-23	Wood	Perry	Moore	Smith	Burns
ILST	02-15-23	Wood	Perry	Moore	Smith	Burns
UE	02-18-23	Wood	Perry	Moore	Smith	Burns
MOST	02-21-23	Wood	Perry	Moore	Smith	Burns
VALPO	02-26-23	Wood	Perry	Moore	Thomas	Burns

RECORDS FOR STARTERS

(9-7) Wood, Perry, White, Smith, Burns
 (2-0) Wood, Perry, White, Anderson, Burns
 (5-5) Wood, Perry, Moore, Smith, Burns
 (1-0) (5-5) Wood, Perry, Moore, Thomas, Burns

START CHART

	22-23	Streak	Carer
Burns	30	64	64
Perry	30	30	30
Wood	30	30	30
Smith	27	0	27
White	18	0	18
Moore	11	11	11
Anderson	2	1	2
Thomas	1	0	1

MSU games only

2022-23 GAME NOTABLES

Biggest Lead

MSU: 41 H Lindsey Wilson 2H 2:53

Opponents: 45 at Indiana State 2H 1:06

Biggest 1H Scoring

Murray State: 49 H Belmont

Opponent: 55 H vs Drake

Biggest 2H Scoring

Murray State: 53 N Texas A&M

Opponent: 59 A Indiana State

Biggest deficit overcome to win:

MSU: 22 H Chicago State 1H 30-8 9:56

Opponents: 10 at Belmont 1H 8:40

Biggest Halftime deficit overcome to win:

MSU: 15 H Chicago State 42-27

Opponents: 4, MSU at UTC, led 34-30

FREE THROW STREAKS

Current FT Streaks

Rob Perry	7
JaCobi Wood	6
Quincy Anderson	4
Rod Thomas	2
Kenny White	1
Justin Morgan	1
Braxton Stacker	1
Sam Murray	1

Season Best

Brian Moore	21
Rob Perry	20
Brian Moore	16
JaCobi Wood	16
DJ Burns	13
Rob Perry	13
JaCobi Wood	12
Jamari Smith	10

Best Free Throw Streaks Since 2013

Jonathan Stark	39	2017-18
Bryce Jones	25	2016-17
Gee McGhee	24	2016-17
Bryce Jones	23	2015-16
Ja Morant	22	2018-19
Jeffery Moss	22	2013-14
Brian Moore	21	2022-23
Jonathan Stark	21	2017-18
Rob Perry	20	2022-23

RACER RADIO STAR OF THE GAME

Saint Louis	11-07-22	Jamari Smith
LWU	11-12-22	DJ Burns
TAMU	11-17-22	JaCobi Wood
UMass	11-18-22	Rob Perry
Tulsa	11-20-22	Jamari Smith
UTC	11-26-22	Rob Perry
ILST	12-01-22	Rob Perry
VALPO	12-04-22	Rob Perry
BU	12-10-22	Quincy Anderson
CSU	12-13-22	JaCobi Wood
APSU	12-16-22	Kenny White
MTSU	12-21-22	Jamari Smith*
SIU	12-29-22	Rob Perry
UE	01-01-23	Justin Morgan*
BRD	01-04-23	Brian Moore*
DRK	01-07-23	JaCobi Wood
UNI	01-10-23	Rob Perry*
UIC	01-14-23	Brian Moore
BEL	01-17-23	Rob Perry*
INST	01-21-23	Brian Moore
SIU	01-24-23	Rob Perry*
MOST	01-28-23	DJ Burns
BEL	02-01-23	Brian Moore
INST	02-04-23	JaCobi Wood
DRK	02-07-23	Brian Moore
BRD	02-11-23	DJ Burns
ILST	02-15-23	Kenny White
UE	02-18-23	Quincy Anderson
MOST	02-21-23	Rob Perry
VALPO	02-26-23	Burns & Thomas

LEAD THE RACERS IN. . .

SCORING	22-23	CAREER
Rob Perry	13	13
Brian Moore	6	6
JaCobi Wood	5	5
DJ Burns	4	4
Jamari Smith	3	3
Quincy Anderson	1	1
Justin Morgan	1	1
REBOUNDING	22-23	CAREER
DJ Burns	12	12
JaCobi Wood	6	6
Rob Perry	5	5
Jamari Smith	4	4
Kenny White	3	3
Quincy Anderson	2	2
Sam Murray	1	1
Rob Perry	1	1
ASSISTS	22-23	CAREER
JaCobi Wood	23	25
Rob Perry	5	5
Brian Moore	2	2
Quincy Anderson	2	2
Kenny White	2	2
Rob Perry	1	1
Kenny White	1	1
DJ Burns	1	1

LEAD THE RACERS IN. . .

STEALS	22-23	CAREER
DJ Burns	17	17
JaCobi Wood	11	11
Brian Moore	6	6
Kenny White	4	4
Jamari Smith	4	4
Quincy Anderson	3	3
Rob Perry	2	2
Justin Morgan	1	1
BLOCKS	22-23	CAREER
DJ Burns	18	18
Kenny White	15	15
Jamari Smith	8	8
Justin Morgan	5	5
Sam Murray	4	4
Brian Moore	4	4
Rob Perry	2	2
JaCobi Wood	2	2
Quincy Anderson	3	3

INDIVIDUAL MISCELLANEOUS

30-PLUS POINTS	22-23	CAREER
Rob Perry	1	1
20-PLUS POINTS	22-23	CAREER
Rob Perry	8	27
JaCobi Wood	5	5
Brian Moore	2	2
DJ Burns	1	1
10-PLUS ASSISTS	22-23	CAREER
JaCobi Wood	2	2
Rob Perry	0	1
10-PLUS REBOUNDS	22-23	CAREER
DJ Burns	5	10
Rob Perry	1	5
JaCobi Wood	1	1
DOUBLE-DOUBLES	22-23	CAREER
DJ Burns	4	5
Rob Perry	1	4
JaCobi Wood	2	2

Totals include all schools played for

MSU Recent Triple Doubles

Name	Date	P	R	A	Opponent
*Ja Morant	03-21-19	17	11	16	vs Marquette
Ja Morant	02-28-19	11	10	10	at Morehead St.
Ja Morant	11-24-18	29	13	12	Missouri State
Ja Morant	12-28-17	11	10	14	Eastern Illinois
Isacc Miles	02-23-09	13	10	11	UT Martin

Current Consecutive Games with Made 3-pointer

Player	Streak	Last without 3P
Quincy Anderson	3	02-11-23 A BRD
Jamari Smith	2	02-18-21 A ILST
JaCobi Wood	2	02-18-21 A ILST
Justin Morgan	1	02-04-23 A INDST
2022-23 Season Best		
Quincy Anderson	10	01-10-23 at UNI

Past Streaks

40	Isaiah Canaan, 2012-13
23	Jonathan Stark, 2017-18
21,	Tevin Brown, 2021-22
21	Jonathan Stark, 2016-17
20	Cameron Payne, 2014-15
18	Jonathan Stark, 2017-18
14	Tevin Brown, 2019-20

2022-23 MURRAY STATE MEN'S BASKETBALL

MURRAY STATE OVERTIME GAMES (SINCE 1983)

Date	Opponent	H/A/N	W/L	Score	Span	Tot	Notes
11-29-1983	*Tennessee State	Home	Won	65-58	---	---	
02-03-1984	*Austin Peay	Home	Won	90-85	16	---	
01-14-1985	*Youngstown State	Home	Won	66-62	25	---	
02-09-1985	*Tennessee Tech	Away	Lost	51-53	8	2OT	
12-16-1985	Bowling Green	Home	Won	70-63	14	---	
12-05-1986	Southern Cal	Neutral	Lost	53-54	25	---	Wendy's Classic, Bowling Green, Ky.
02-07-1987	*Morehead State	Home	Lost	72-84	17	---	
01-05-1988	Memphis State	Away	Lost	70-76	18	---	
01-09-1989	Lamar	Home	Won	80-78	34	---	
12-09-1989	Southern Illinois	Home	Lost	108-114	20	3OT	
12-29-1989	Texas-San Antonio	Neutral	Won	107-101	4	---	Lamar Invitational, Beaumont, Texas
02-19-1990	*Tennessee State	Home	Won	90-89	13	---	
03-15-1990	Michigan State	Neutral	Lost	71-75	8	---	NCAA Tournament, Knoxville, Tenn.
12-28-1990	South Alabama	Neutral	Won	88-78	13	---	BMA Holiday Classic, Kansas City, Mo.
02-08-1992	*Morehead State	Away	Won	93-91	41	---	
02-17-1992	*Tennessee Tech	Home	Won	103-99	3	---	
12-19-1992	Evansville	Away	Won	87-78	11	---	
01-09-1993	*Austin Peay	Away	Won	82-76	6	---	
01-30-1993	*Tennessee Tech	Home	Won	117-112	7	---	
03-01-1997	*Austin Peay	Neutral	Won	88-85	129	---	OVC Tournament Final, Nashville, Tenn.
01-03-1998	*Middle Tennessee	Away	Won	76-71	49	---	
12-30-1998	Florida State	Neutral	Lost	76-80	32	---	Rainbow Classic, Honolulu, Hawaii
02-13-1999	*#Eastern Illinois	Home	Won	94-89	15	2OT	
01-18-2000	*Austin Peay	Home	Lost	75-77	22	---	
01-22-2000	*Morehead State	Away	Won	87-86	2	---	
12-08-2000	Ala.-Birmingham	Home	Won	84-72	21	---	
02-06-2001	*Austin Peay	Home	Lost	79-84	16	---	
01-24-2002	*Morehead State	Away	Lost	83-92	27	---	
02-07-2003	*Austin Peay	Neutral	Lost	56-59	44	---	OVC Tournament Semi, Nashville, Tenn.
12-07-2003	Western Kentucky	Away	Won	100-95	7	2OT	
01-08-2004	*Eastern Kentucky	Home	Won	80-78	42	---	
11-19-2005	Cincinnati	Away	Lost	75-79	17	---	Season Opener
12-03-2005	Texas-San Antonio	Away	Won	89-79	2	---	
02-02-2006	*Austin Peay	Away	Won	69-68	17	---	
12-07-2006	*Eastern Kentucky	Away	Lost	66-72	21	---	
01-04-2007	*Tennessee State	Away	Won	86-83	4	---	
02-14-2007	*Tennessee State	Home	Lost	64-60	11	---	
01-03-2008	*Eastern Illinois	Away	Lost	83-80	16	---	
01-31-2008	*Austin Peay	Away	Lost	92-87	9	---	
02-28-2009	*Eastern Kentucky	Home	Won	70-65	37	---	
11-26-2011	Southern Miss	Neutral	Won	90-81	44	2OT	Great Alaska Shootout, Anchorage, Alaska
02-02-2013	*Austin Peay	Home	Won	75-68	48	---	
02-20-2013	*Morehead State	Away	Won	106-100	5	2OT	
03-09-2013	*Belmont	Neutral	Lost	70-68	5	---	OVC Tournament Final, Nashville, Tenn.
03-01-2014	*Southeast Missouri	Away	Lost	118-115	28	2OT	Final game of the regular season
01-29-2015	*Eastern Kentucky	Home	Won	85-78	28	---	MSU pushed win streak to 16
02-14-2015	*Southeast Missouri	Away	Won	94-92	5	---	MSU Pushed win streak to 21
12-05-2015	Evansville	Home	Lost	85-81	22	---	
11-29-2016	Southern Illinois	Away	Lost	89-85	29	---	1st OT at SIU, 1st since 1989 at MSU
12-17-2016	South Dakota State	Away	Lost	88-84	5	---	Stark ties MSU record with nine 3-point baskets
01-21-2017	*Austin Peay	Away	Lost	84-81	9	---	1st loss at APSU since 2009. Broke 6-gm win streak.
02-08-2017	*Morehead State	Away	Lost	101-100	4	---	Jonathan Stark career-high 33 points.
03-01-2017	*Tennessee Tech	Neutral	Won	85-84	6	2OT	OVC Tournament 1st Round. Stark 41 points.
12-21-2019	Evansville	Away	Lost	78-76	78	---	Tevin Brown 31 points.
01-18-2020	*Southeast Missouri	Away	Won	96-91	7	---	Matt McMahon 100th win
03-04-2021	Jacksonville State	Neutral	Lost	68-54	40	---	OVC Tournament semifinals
04-17-2022	#San Francisco	Neutral	Won	92-87	33	---	NCAA Tournament
12-01-2022	^Illinois State	Home	Won	70-67	8	---	MSU's first as MVC member
12-04-2022	^Valparaiso	Away	Won	77-70	0	---	Back-to-back OT wins
02-26-2023	^Valparaiso	Home	Won	77-76	22	---	Back to back OTs vs Valparaiso

* OVC Game

^ MVC Game

#NCAA Game

CFSB CENTER & HOME COURT HISTORY

CFSB CENTER HISTORY

Building Finished	June 1998
Cost	\$21 Million
Square Feet	188,800
Seating Capacity	8,600
Chair Seats	2,000
Bleacher Seats	6,600
MSU President	Kern Alexander
MSU Director of Athletics	E.W. Dennison

Opening Night	Nov. 14, 1998
Opponent	Southern Illinois
Attendance	7,633
MSU Coach	Tevester Anderson
SIU Coach	Bruce Weber
First MSU Point	Isaac Spencer hit a free throw
First MSU Field Goal	Duane Virgil
First MSU 3PT Field Goal	Rod Murray
Half Score	SIU 29, MSU 43
Final Score	SIU 62, MSU 65
MSU High Scorer	Isaac Spencer 16
MSU High Rebounder	Isaac Spencer 11
MSU High Assists	Aubrey Reese & Spencer 4
Officials	Tom Eades Doug Shows Mark Davis

CFSB CENTER BY THE NUMBERS

All-Time CFSB OVC Rec	178-32	.883
All-Time CFSB MVC Rec	7-2	.777
All-Time CFSB Non-Conf. Rec	129-17	.833
Total CFSB Center Record	312-51	.859

MSU All-Time Home Records

Location	Years	Seasons	Record	Pct.
Wilson Hall	1925-26	2	15-7	.673
Lovett Aud.	1927-37	10	84-15	.849
Carr Health Bld	1937-55	17	141-38	.811
Racer Arena	1954-98	44	503-135	.788
CFSB Center	1998-	25	312-51	.861
TOTAL		98	1,055-246	.810

ATTENDANCE BY YEAR

Year	Games	Record	Attendance	Avg
1998-99	12	12-0	66,694	5,130
1999-00	12	10-2	59,078	4,544
2000-01	12	10-2	58,425	4,494
2001-02	15	11-4	41,061	2,737
2002-03	14	12-2	56,316	4,022
2003-04	16	15-1	67,328	4,208
2004-05	14	10-4	58,945	4,210
2005-06	15	14-1	53,833	3,589
2006-07	13	8-5	41,726	3,210
2007-08	16	14-2	50,962	3,189
2008-09	14	12-2	49,606	3,543
2009-10	15	15-0	55,230	3,682
2010-11	15	13-2	60,927	4,062
2011-12	14	13-1	86,010	6,144
2012-13	14	10-4	76,105	5,436
2013-14	18	17-1	61,695	3,428
2014-15	16	15-1	74,311	4,644
2015-16	14	10-4	45,737	3,267
2016-17	14	10-4	54,920	3,369
2017-18	16	14-2	60,801	4,300
2018-19	16	15-1	87,067	5,442
2019-20	15	15-0	73,298	4,887
*2020-21	13	9-4	16,179	1,245
2021-22	15	15-0	65,072	4,338
TOTALS	351	302-49	1,410,862	4,116

* Covid-19 shortened season

TOP ATTENDED GAME PER SEASON

Date	Total	Opponent	W/L	Score
02-11-1999	8,602	SE Missouri	Won	62-52
02-19-2000	7,199	Morehead St.	Won	80-65

02-22-2001	7,076	Tenn. Tech	Lost	71-94
02-23-2002	4,167	Morehead	Lost	60-66
12-07-2002	7,288	Western Ky.	Won	83-72
12-17-2003	6,422	S. Illinois	Won	68-64
12-04-2004	6,612	Western Ky.	Lost	72-82
01-30-2006	6,089	Samford	Won	59-38
02-10-2007	5,389	Morehead St.	Won	74-62
01-26-2008	5,898	SE Missouri	Won	86-85
11-22-2008	7,038	Western Ky.	Won	89-61
02-06-2010	6,017	Austin Peay	Won	65-63
02-24-2011	6,096	Morehead St.	Won	70-62
02-18-2012	8,825	St. Mary's	Won	65-51
03-02-2013	7,489	SE Missouri	Lost	68-84
02-22-2014	5,856	Morehead St.	Won	69-58
01-30-2015	6,302	UT Martin	Won	65-62
02-27-2016	5,412	UT Martin	Won	79-55
02-02-2017	6,041	Belmont	Lost	69-81
02-17-2018	6,495	Tenn. Tech	Won	73-65
03-02-2019	9,012	Austin Peay	Won	94-83
02-29-2020	8,229	Austin Peay	Won	75-61
	*1,290	7 times	COVID	
02-24-2022	8,041	Belmont	Won	76-43

* Covid-19 shortened season - 1,290 was max capacity for the CFSB Center in 2020-21 season

TOP ATTENDED GAMES

Date	Total	Opponent	W/L	Score
03-02-2019	9,012	Austin Peay	Won	94-83
01-24-2019	8,969	Belmont	Lost	66-79
02-18-2012	8,825	St. Mary's	Won	65-51
02-11-1999	8,602	SE Missouri	Won	62-52
02-29-2020	8,229	Austin Peay	Won	75-61
02-24-2022	8,041	Belmont	Won	76-43
02-09-2019	8,007	SIUE	Won	86-55
02-23-2019	7,762	SE Missouri	Won	103-67
11-14-1998	7,633	Southern Ill.	Won	65-62
02-01-2020	7,512	SIUE	Won	74-55
03-02-2013	7,489	SE Missouri	Lost	68-84
12-07-2002	7,288	Western Ky.	Won	83-72
02-19-2000	7,199	Morehead St.	Won	80-65
02-22-2001	7,076	Tenn. Tech	Lost	71-94
01-26-2019	7,059	Tenn. State	Won	100-62
11-22-2008	7,038	Western Ky.	Won	89-61
01-28-2023	6,712	Missouri St.	Won	74-71
12-04-2004	6,612	Western Ky.	Lost	72-82
01-05-2019	6,552	Eastern Ky.	Won	97-85
02-17-2018	6,495	Tenn. Tech	Won	73-65
12-19-2017	6,478	Auburn	Lost	77-81
12-17-2003	6,422	S. Illinois	Won	68-64
01-30-2015	6,302	UT Martin	Won	65-62
02-17-2022	6,217	Austin Peay	Won	91-56
02-24-2011	6,096	Morehead St.	Won	70-62
01-30-2006	6,089	Samford	Won	59-38
02-02-2017	6,041	Belmont	Lost	69-81
02-06-2010	6,017	Austin Peay	Won	65-63

SCORING BY YEAR

Season	Games	MSU	Avg	Opp	Avg
1998-99	13	1,217	81.1	973	64.9
1999-00	13	1,108	85.2	937	72.1
2000-01	13	1,081	83.2	974	74.9
2001-02	15	1,249	83.3	1,012	67.5
2002-03	14	1,142	81.6	934	66.7
2003-04	16	1,364	85.2	1,065	66.6
2004-05	14	1,029	73.5	901	64.4
2005-06	15	1,005	71.8	792	56.6
2006-07	13	876	67.4	759	58.4
2007-08	16	1,234	77.1	1,048	65.5
2008-09	14	1,110	72.1	840	60.0
2009-10	15	1,225	81.7	884	58.9
2010-11	15	1,067	71.7	848	56.5
2011-12	14	1,064	76.0	827	59.0
2012-13	14	1,019	72.8	897	64.1
2013-14	18	1,445	77.9	1,204	71.9
2014-15	16	1,345	84.1	1,036	64.8
2015-16	14	1,068	76.3	910	65.0

2016-17	14	1,180	84.3	1,042	74.4
2017-18	16	1,348	84.2	1,063	66.4
2018-19	16	1,442	87.2	1,063	67.2
2019-20	15	1,215	80.5	878	58.5
2020-21	13	1,092	84.0	845	65.0
2021-22	15	1,323	88.2	927	61.8
TOTALS	351	28,248	80.4	22,659	64.5

BEST HOME WINNING PERCENTAGES

Year	Record	Coach
2011-12	13-1	Steve Prohm
2012-13	10-4	Steve Prohm
2013-14	17-1	Steve Prohm
2014-15	15-1	Steve Prohm
Total	55-7	.887
2003-04	15-1	Mick Cronin
2004-05	10-4	Mick Cronin
2005-06	14-1	Mick Cronin
Total	39-6	.866
2006-07	8-5	Billy Kennedy
2007-08	14-2	Billy Kennedy
2008-09	12-2	Billy Kennedy
2009-10	15-0	Billy Kennedy
2010-11	13-2	Billy Kennedy
Total	62-11	.849

1998-99	12-0	Tevester Anderson
1999-00	10-2	Tevester Anderson
2000-01	10-2	Tevester Anderson
2001-02	11-4	Tevester Anderson
2002-03	12-2	Tevester Anderson
Total	55-10	.846

Year	Record	Coach
2015-16	10-4	Matt McMahon
2016-17	10-4	Matt McMahon
2017-18	14-2	Matt McMahon
2018-19	15-1	Matt McMahon
2019-20	15-0	Matt McMahon
2020-21	9-4	Matt McMahon
2021-22	15-0	Matt McMahon
Total	88-15	.854

LONGEST HOME WIN STREAKS

Start/End	Date	Opponent	Streak
Start	01-06-1998	Belmont	
End	01-15-2000	SE Missouri	47
Coach Mark Gottfried & Tevester Anderson			
Start	02-15-1935	Middle Tenn.	
End	01-06-1939	Transylvania	32
Coach Carlisle Cutchin			
Start	11-30-1968	TX Arlington	
End	02-28-1970	Western Ky.	27
Coach Cal Luther			
Start	01-26-2019	Tenn. State	
End	01-02-2021	Morehead State	25
Coach Matt McMahon			
Start	02-23-2009	UT Martin	
End	01-08-2011	Austin Peay	25
Coach Billy Kennedy			
Start	12-17-1930	Oakland City	
End	01-20-1933	Western Ky.	23
Coach Carlisle Cutchin			
Start	02-20-2021	SIUE	20
End	12-29-22	SIU	
Coach Matt McMahon & Steve Prpohm			

CFSB CENTER - HOME OF THE RACERS

ALL-TIME OPPONENTS AT CFSB CENTER

	MSU Wins	MSU Losses
Alabama A&M	3	0
Alabama State	1	0
Alcorn State	1	0
Anderson	1	0
Arkansas State	2	0
Arkansas Tech	1	0
Auburn	0	1
Austin Peay	20	4
Avila	1	0
Belhaven	1	0
Bellarmine	1	0
Belmont	4	4
Bethel	6	0
Bradley	1	0
Brescia	7	0
Campbellsville	2	0
Chattanooga	3	0
Chicago State	2	0
Colorado-C. Springs	3	0
Cumberland (TN)	2	0
Dayton	1	0
Delaware State	1	0
Detroit	2	0
Drake	0	1
Eastern Illinois	23	4
Eastern Kentucky	17	3
East Tennessee	1	0
Evansville	4	1
Florida A&M	1	0
Gardner-Webb	1	1
Greenville	1	0
Hanover	1	0
Harris-Stowe	3	0
Houston	0	1
UIC	2	0
Illinois State	5	0
Indiana-South Bend	1	0
Indiana State	1	1
Jackson State	1	0
Jacksonville State	11	1
Houston	0	1
Kennesaw State	1	0
Lindsey Wilson	1	0
Lipscomb	2	0
Louisiana Tech	0	1
Lyon	1	0
Marist	1	0
Middle Tennessee	5	3
Missouri-St. Louis	1	0
Missouri State	2	0
Morehead State	17	3
Morgan State	1	0
Old Dominion	1	0
Omaha	1	0
Pacific	1	0
Prairie View A&M	1	0
Reinhardt	1	0
Rice	1	0
Rider	1	0
Saint Catherine	1	0
Saint Mary's (CA)	1	0
Samford	2	3
SIUE	16	0
South Alabama	0	1
South Dakota State	1	0
Southeast Missouri	19	6
Southern Illinois	5	4
Southern Miss	1	0
Southern	1	0
Spalding	1	0
Tennessee State	23	2

Tennessee Tech	18	3
Tennessee Temple	1	0
Tennessee Wesleyan	2	0
Texas A&M-CC	1	0
Texas-El Paso	1	0
Texas-San Antonio	1	0
Towson	1	0
Transylvania	1	0
UAB	1	0
UNI	0	0
UT Martin	25	1
Valparaiso	0	1
Wagner	1	0
West Florida	3	0
Western Kentucky	7	1
Wright State	1	1
Yale	1	0

HIGH SCORING GAMES

Pts	Name	Opponent	Year
42	Isaac Spencer	Tennessee State	2001
37	Justin Burdine	Eastern Kentucky	2002
37	James Singleton	Eastern Illinois	2002
37	Justin Burdine	Eastern Kentucky	2002
37	James Singleton	Eastern Illinois	2002
36	Jonathan Stark	SE Missouri	2018
35	Cuthbert Victor	Chicago State	2003
35	Isaac Spencer	Alabama State	1999
35	Cuthbert Victor	Chicago State	2003
35	Isaac Spencer	Alabama State	1999
34	Ja Morant	Eastern Kentucky	2019
33	KJ Williams	UT Martin	2022
33	Tevin Brown	Chattanooga	2021
33	Jeffery Moss	UT Martin	2016
33	Shawn Witherspoon	Morehead State	2005
33	Justin Burdine	SE Missouri	2002
33	Justin Burdine	West Florida	2001
33	Shawn Witherspoon	Morehead State	2005
33	Isaac Spencer	Tennessee State	2001
32	KJ Williams	Cumberland	2021
32	Isaiah Canaan	SE Missouri	2012
31	Jeffery Moss	Tennessee Tech	2014
31	Isaiah Canaan	UT Martin	2013
31	Isaiah Canaan	Tennessee State	2012
31	Chris Shumate	West Florida	2002
30	KJ Williams	Belmont	2022
30	Ja Morant	UT Martin	2019
30	Terrell Miller	UT Martin	2017
30	Isaiah Canaan	Old Dominion	2012
30	Isaac Spencer	Eastern Kentucky	2001
30	Isaac Spencer	Colorado Springs	2000
29	Tevin Brown	SIUE	2021
29	Ja Morant	Missouri State	2019
29	Justin Burdine	Tenn. Tech	2002
29	Justin Burdine	Southern Illinois	2001
29	Isaac Spencer	Eastern Illinois	2001
29	Aubrey Reese	SE Missouri	2000
29	Aubrey Reese	Eastern Illinois	2000
28	Byron Hawkins	Brescia	2017
28	Donte Poole	Tenn. Tech	2012
28	Trey Pearson	SIUE	2005
28	Isaac Spencer	Detroit Mercy	1999
27	Tevin Brown	Bellarmine	2021
27	Ja Morant	Austin Peay	2019
27	Jonathan Stark	Austin Peay	2018
27	Jonathan Stark	SIUE	2018
27	Jonathan Stark	Southern Illinois	2017
27	Jonathan Stark	SIUE	2017
27	Jonathan Stark	Detroit Mercy	2016
27	Jeffery Moss	Austin Peay	2016

27	Cameron Payne	UT Martin	2014
26	Justice Hill	SE Missouri	2021
26	Ja Morant	Wright State	2018
26	Jonathan Stark	Belmont	2017
26	Jonathan Stark	Tennessee State	2017
26	Isaiah Canaan	Belmont	2013
26	Bruce Carter	Austin Peay	2008
26	Tyler Holloway	Arkansas State	2007
26	Trey Pearson	Western Kentucky	2004
26	Cuthbert Victor	Morehead State	2004
26	Rick Jones	Tennessee State	2004
25	Brian Moore, Jr.	Belmont	2023
25	KJ Williams	Tennessee State	2021
25	Tevin Brown	UT Martin	2021
25	Ja Morant	Prairie View	2018
25	Jarvis Williams	UTEP	2015
25	Jarvis Williams	Bethel	2013
25	Cuthbert Victor	Tennessee State	2003
25	Rod Murray	Eastern Illinois	1999
25	Aubrey Reese	Middle Tenn.	1999
25	Isaac Spencer	Morehead State	1999
25	Issian Redding	Eastern Kentucky	2005
25	B.J. Jenkins	Morehead State	2011

HIGH REBOUND GAMES

RebName	Opponent	Year
18 Jarvis Williams	SE Missouri	2014
18 James Singleton	Eastern Illinois	2002
18 James Singleton	Eastern Illinois	2003
17 Andi Hornig	Eastern Kentucky	2001
17 James Singleton	Morehead State	2003
17 Cuthbert Victor	Morehead State	2004
16 KJ Williams	UT Martin	2021
16 KJ Williams	Belmont	2021
16 Jarvis Williams	Evansville	2013
16 Isaac Spencer	SE Missouri	2000
16 Ray Cunningham	Tennessee State	2000
16 Cuthbert Victor	Eastern Kentucky	2002
15 KJ Williams	UT Martin	2022
15 DJ Burns	Middle Tennessee	2021
15 Anthony Smith	Belmont	2020
15 KJ Williams	SIUE	2020
15 Terrell Millerl	Auburn	2017
15 Jarvis Williams	Tennessee Tech	2014
15 Jarvis Williams	UT Martin	2014
15 Ed Daniel	Old Dominion	2012
15 Shawn Witherspoon	Rice	2005
15 Cuthbert Victor	Eastern Kentucky	2004
15 Cuthbert Victor	Southern Illinois	2003
15 James Singleton	Gardner-Webb	2002
15 Isaac Spencer	Tennessee State	2001
15 Isaac Spencer	Colorado Springs	1999
15 Cuthbert Victor	SE Missouri	2004

HIGH ASSIST GAMES

Ast Name		Opponent	Year
14	Ja Morant	Jackson State	2018
14	Ja Morant	Eastern Illinois	2017
13	Ja Morant	Austin Peay	2019
13	Ja Morant	Morehead State	2019
13	Ja Morant	Bethel (TN)	2018
12	Trae Hannibal	Eastern Illinois	2022
12	Ja Morant	Southeast Missouri	2019
12	Ja Morant	Missouri State	2018
12	Aubrey Reese	Alabama State	1999
11	Justice Hill	Greenville	2020
11	Ja Morant	Eastern Illinois	2019
11	Ja Morant	Wright State	2018
11	Ja Morant	Brescia	2017

2022-23 MURRAY STATE MEN'S BASKETBALL

CFSB CENTER - HOME OF THE RACERS

11	Adam Chiles	Southern Miss.	2003
11	Isacc Miles	UT Martin	2009
10	Ja Morant	Eastern Kentucky	2019
10	Ja Morant	Evansville	2019
10	Ja Morant	Austin Peay	2018
10	Ja Morant	Auburn	2017
10	Bryce Jones	Austin Peay	2017
10	Jonathan Stark	UT Martin	2017
10	Cameron Payne	UTEP	2015
10	Chris Shumate	SIU-Edwardsville	2002
10	Aubrey Reese	Tennessee State	2000
10	Kevin Thomas	Austin Peay	2008
10	B.J. Jenkins	Western Kentucky	2010

HIGH BLOCKED SHOTS GAME

Blk	Name	Opponent	Team
8	Pearson Griffith	UT Martin	2006
7	Tony Easley	SE Missouri	2010
7	Cuthbert Victor	UT Martin	2002
6	Jarvis Williams	SIUE	2015
6	Ed Daniel	Tennessee State	2013
6	Tony Easley	Tennessee State	2010
6	Pearson Griffith	Morehead State	2005
6	Cuthbert Victor	Texas A&M CC	2004
6	Cuthbert Victor	Eastern Kentucky	2004
6	James Singleton	UAB	2001
6	James Singleton	Eastern Kentucky	2002

HIGH STEALS GAME

Stl	Name	Opponent	Year
7	Isaiah Canaan	SIUE	2013
6	Shaq Buchanan	Eastern Kentucky	2019
6	Cameron Payne	Eastern Kentucky	2015
6	Cameron Payne	Brescia	2015
6	Danero Thomas	UT Martin	2010
6	Trey Pearson	Eastern Illinois	2006
6	Trey Pearson	Missouri	2005
6	Chris Shumate	Eastern Kentucky	2004
6	Adam Chiles	SIU-Edwardsville	2003

MSU HIGH SCORE

Score	W/L	Opponent	Year
173-95	Won	Greenville	2020
118-48	Won	Tennessee Wesleyan	2021
118-61	Won	Brescia	2017
114-48	Won	Brescia	2019
114-100	Won	Tennessee State	2001
113-95	Won	Alabama State	1999
110-82	Won	Bethel (TN)	2018
109-77	Won	Cumberland	2021
109-44	Won	Colorado Springs	2001
108-49	Won	Tenn. Wesleyan	2009
106-81	Won	Southeast Missouri	2021
106-36	Won	Spalding	2018
105-55	Won	Harris-Stowe	2015
103-67	Won	Southeast Missouri	2019
103-65	Won	Bethel (TN)	2016
103-56	Won	Eastern Illinois	2002
103-72	Won	Tennessee State	2001
103-76	Won	Gardner-Webb	2000
102-58	Won	Austin Peay	2017
100-62	Won	Tennessee State	2019
100-63	Won	Marist	2017

MSU LARGEST WINNING MARGIN

Margin	W/L	Score	Opponent	Year
+78	Won	173-95	Greenville	2020
+70	Won	118-48	Tenn. Wesleyan	2021
+70	Won	106-36	Spalding	2018
+66	Won	114-48	Brescia	2019
+65	Won	109-44	Colorado Springs	2004
+59	Won	108-49	Tenn. Wesleyan	2009
+57	Won	118-61	Brescia	2017
+52	Won	92-40	Morehead State	2005
+50	Won	105-55	Harris-Stowe	2015
+47	Won	103-56	Eastern Illinois	2005
+46	Won	85-39	Indiana State	2002
+45	Won	88-43	Brescia	2012
+44	Won	102-58	Austin Peay	2017
+42	Won	83-41	Tennessee Temple	2011
+42	Won	94-52	Bethel	2010
+40	Won	91-51	Eastern Illinois	2022
+40	Won	94-54	Southern Miss	2006

LARGEST COMBINED SCORE

Total	Score	Score	Opponent	Year
268	Won	173-95	Greenville	2020
#214	Won	114-100	Tennessee State	2001
208	Won	113-95	Alabama State	1999
192	Won	110-82	Bethel	2019
187	Won	106-81	Southeast Missouri	2021
^183	Won	94-89	Eastern Illinois	1999
182	Won	97-85	Eastern Kentucky	2019
182	Won	99-83	Brescia	2016
181	Lost	96-85	SE Missouri	2007
180	Won	92-88	Tennessee State	2008
180	Won	95-85	Jacksonville State	2008
180	Won	94-86	UT Martin	2017
180	Won	100-80	Chicago State	2003
179	Won	118-61	Brescia	2017
179	Won	103-76	Gardner-Webb	2000
179	Won	100-79	Tennessee State	2003
176	Won	101-75	Brescia	2015
175	Won	92-83	Tennessee State	2017
175	Won	103-72	Tennessee State	2001
174	Won	93-81	Western Kentucky	2014

#-OVC Tournament Quarterfinal Game

^ - Double OT

OPPONENT HIGH SCORING GAMES

Pts	Name	Opponent	Year
36	Malachi Smith	Chattanooga	2021
36	Nick Mayo	Eastern Kentucky	2019
35	Tony Weeden	Chicago State	2003
34	Henry Domercant	Eastern Illinois	2002
33	Parker Stewart	UT Martin	2020
33	Leigh Gayden	Tennessee Tech	2001
32	D.J. Balentine	Evansville	2015
31	Nick King	Middle Tennessee	2017
31	Kevin Murphy	Tennessee Tech	2011
31	Henry Domercant	Eastern Illinois	2003
31	Chez Marks	Morehead State	2003
30	Cameron Crisp	Tennessee Tech	2004
30	Byron Benton	UT Martin	2000
29	Josh Jefferson	Middle Tennessee	2021
29	Chris Horton	Austin Peay	2016
29	Nick Stapleton	Austin Peay	2000
28	Desmar Jackson	Southern Illinois	2013
28	Bruce Price	Tennessee State	2008
28	Ricky Minard	Morehead State	2003
28	Kyle Hill	Eastern Illinois	2001
28	Larrie Smith	Tennessee Tech	2000
28	Kyle Hill	Eastern Illinois	1999

27	Jordyn Adams	Austin Peay	2020
27	Mark Alstork	Wright State	2016
27	Marland Smith	SE Missouri	2011
27	Victor Garcia	St. Catharine	2008
27	Maurice Hampton	Austin Peay	2005
27	Craig Lewis	Eastern Illinois	2002

2022-23 MURRAY STATE MEN'S BASKETBALL

2022-23 MSU SEASON BOX SCORE

Game Records

Record	Overall	Home	Away	Neutral
ALL GAMES	16-14	11-2	3-11	2-1
CONFERENCE	11-9	8-2	3-7	0-0
NON-CONFERENCE	5-5	3-0	0-4	2-1

Score by Periods

Team	1st	2nd	OT	TOT
Murray St.	987	1092	35	2114
Opponents	1013	1144	24	2181

Team Box Score

No.	Player				Total		3-Point		F-Throw		Rebounds											
		GP-GS	MIN	AVG	FG-FGA	FG%	3FG-3FGA	3FG%	FT-FTA	FT%	OFF	DEF	TOT	AVG	PF	DQ	A	TO	BLK	STL	PTS	AVG
2	PERRY, Rob	30-30	1055:18	35.2	155-363	.427	54-154	.351	59-71	.831	21	113	134	4.5	53	0	57	45	6	22	423	14.1
52	SMITH, Jamari	28-27	758:29	27.1	127-287	.443	19-60	.317	50-82	.610	31	90	121	4.3	67	1	22	44	11	13	323	11.5
24	WOOD, JaCobi	30-30	1087:14	36.2	95-230	.413	43-127	.339	89-109	.817	13	116	129	4.3	64	0	135	73	4	43	322	10.7
55	BURNS, DJ	30-30	765:44	25.5	101-178	.567	0-0	.000	63-83	.759	86	113	199	6.6	80	0	36	38	11	14	265	8.8
14	MOORE, JR., Brian	29-12	667:36	23.0	83-173	.480	12-32	.375	69-84	.821	14	38	52	1.8	46	0	42	39	5	21	247	8.5
13	WHITE JR., Kenny	27-18	718:58	26.6	82-197	.416	16-67	.239	36-56	.643	10	96	106	3.9	46	1	29	37	22	18	216	8.0
10	ANDERSON, Quincy	30-2	540:60	18.0	63-145	.434	27-68	.397	43-57	.754	15	74	89	3.0	40	0	19	22	3	15	196	6.5
11	MORGAN, Justin	27-0	284:43	10.5	23-68	.338	12-43	.279	12-18	.667	26	26	52	1.9	27	0	5	7	5	5	70	2.6
22	MURRAY II, Sam	19-0	124:53	6.6	15-41	.366	0-1	.000	3-10	.300	11	25	36	1.9	13	0	6	8	10	2	33	1.7
25	THOMAS, Rodriguez	4-1	09:11	2.3	1-1	1.000	1-1	1.000	2-2	1.000	0	1	1	0.3	1	0	0	4	0	0	5	1.3
1	STACKER, Braxton	11-0	31:29	2.9	3-9	.333	0-0	.000	2-5	.400	1	3	4	0.4	0	0	2	1	0	0	8	0.7
0	EDWARDS, Jaxon	10-0	25:08	2.5	3-6	.500	0-1	.000	0-1	.000	3	4	7	0.7	0	0	1	1	1	2	6	0.6
35	LESTIN, Marlon	6-0	08:43	1.5	0-0	.000	0-0	.000	0-1	.000	1	2	3	0.5	4	0	0	0	0	1	0	0.0
Team											50	58	108					15				
Total		30	6078		751-1698	.442	184-554	.332	428-579	.739	282	759	1041	34.7	441	2	354	334	78	156	2114	70.5
Opponents		30	6075		808-1802	.448	256-751	.341	309-432	.715	290	737	1027	34.2	509	12	418	319	84	178	2181	72.7

Team Statistics

	MUR	OPP
Scoring	2114	2181
Points per game	70.5	72.7
Scoring margin	-2.2	-
Field goals-att	751-1698	808-1802
Field goal pct	.442	.448
3 point fg-att	184-554	256-751
3-point FG pct	.332	.341
3-pt FG made per game	6.1	8.5
Free throws-att	428-579	309-432
Free throw pct	.739	.715
F-Throws made per game	14.3	10.3
Rebounds	1041	1027
Rebounds per game	34.7	34.2
Rebounding margin	+0.5	-
Assists	354	418
Assists per game	11.8	13.9
Turnovers	334	319
Turnovers per game	11.1	10.6
Turnover margin	-0.5	-
Assist/turnover ratio	1.1	1.3
Steals	156	178
Steals per game	5.2	5.9
Blocks	78	84
Blocks per game	2.6	2.8
Winning streak	1	-
Home win streak	2	-
Attendance	67836	56520
Home games-Avg/Game	13-5218	14-4037
Neutral site-Avg/Game	-	3-1350

Team Results

Date	Opponent	Score	Att.
11/07/2022	at Saint Louis	L	68-91
11/12/2022	Lindsey Wilson	W	90-53
11/17/2022	vs Texas A&M	W	88-79
11/18/2022	vs Massachusetts	L	69-71
11/20/2022	vs Tulsa	W	77-60
11/26/2022	at Chattanooga	L	66-69
12/01/2022	Illinois St.	Wot	70-67
12/04/2022	at Valparaiso	Wot	77-70
12/10/2022	at Bellarmine	L	58-69
12/13/2022	Chicago St.	W	66-65
12/16/2022	Austin Peay	W	68-60
12/21/2022	at Middle Tenn.	L	67-83
12/29/2022	Southern Ill.	L	57-63
01/01/2023	at Evansville	W	78-61
01/04/2023	Bradley	W	67-58
01/07/2023	at Drake	L	64-82
01/10/2023	at UNI	L	67-75
01/14/2023	UIC	W	81-64
01/17/2023	at Belmont	L	65-80
01/21/2023	Indiana St.	W	82-73
01/24/2023	at Southern Ill.	L	64-68
01/28/2023	Missouri St.	W	74-71
02/01/2023	Belmont	W	83-82
02/04/2023	at Indiana St.	L	56-99
02/07/2023	Drake	L	68-92
02/11/2023	at Bradley	L	48-83
02/15/2023	at Illinois St.	W	76-75
02/18/2023	Evansville	W	74-58
02/21/2023	at Missouri St.	L	69-84
02/26/2023	Valparaiso	Wot	77-76

2022-23 MSU SEASON BOX SCORE (MVC)

Game Records

Record	Overall	Home	Away	Neutral
ALL GAMES	11-9	8-2	3-7	0-0
CONFERENCE	11-9	8-2	3-7	0-0
NON-CONFERENCE	0-0	0-0	0-0	0-0

Score by Periods

Team	1st	2nd	OT	TOT
Murray St.	661	701	35	1397
Opponents	676	781	24	1481

Team Box Score

No.	Player				Total		3-Point		F-Throw		Rebounds											
		GP-GS	MIN	AVG	FG-FGA	FG%	3FG-3FGA	3FG%	FT-FTA	FT%	OFF	DEF	TOT	AVG	PF	DQ	A	TO	BLK	STL	PTS	AVG
2	PERRY, Rob	20-20	710:17	35.5	104-238	.437	37-100	.370	46-53	.868	15	73	88	4.4	31	0	35	35	3	17	291	14.6
14	MOORE, JR., Brian	19-12	502:35	26.5	71-139	.511	11-26	.423	52-61	.852	10	28	38	2.0	30	0	27	22	4	9	205	10.8
52	SMITH, Jamari	19-18	511:28	26.9	79-183	.432	13-40	.325	34-52	.654	17	56	73	3.8	37	1	14	26	9	11	205	10.8
24	WOOD, JaCobi	20-20	733:53	36.7	62-148	.419	26-75	.347	45-59	.763	8	78	86	4.3	48	0	86	46	2	28	195	9.8
55	BURNS, DJ	20-20	484:19	24.2	61-116	.526	0-0	.000	34-39	.872	53	65	118	5.9	54	0	27	27	5	9	156	7.8
13	WHITE JR., Kenny	17-8	436:03	25.7	49-122	.402	10-37	.270	23-38	.605	5	61	66	3.9	24	0	17	24	11	11	131	7.7
10	ANDERSON, Quincy	20-1	353:32	17.7	39-96	.406	19-49	.388	30-40	.750	11	50	61	3.1	27	0	10	8	2	7	127	6.4
11	MORGAN, Justin	18-0	220:04	12.2	18-53	.340	7-29	.241	11-16	.688	26	22	48	2.7	20	0	4	7	5	2	54	3.0
22	MURRAY II, Sam	12-0	87:26	7.3	10-28	.357	0-0	.000	3-10	.300	10	15	25	2.1	9	0	4	6	8	2	23	1.9
25	THOMAS, Rodriguez	3-1	07:13	2.4	1-1	1.000	1-1	1.000	2-2	1.000	0	1	1	0.3	1	0	0	3	0	0	5	1.7
0	EDWARDS, Jaxon	6-0	12:18	2.1	2-3	.667	0-0	.000	0-1	.000	1	2	3	0.5	0	0	0	0	1	1	4	0.7
1	STACKER, Braxton	7-0	13:31	1.9	0-5	.000	0-0	.000	1-2	.500	0	0	0	0.0	0	0	1	0	0	0	1	0.1
35	LESTIN, Marlon	3-0	05:46	1.9	0-0	.000	0-0	.000	0-0	.000	1	1	2	0.7	1	0	0	0	0	0	0	0.0
Team											27	32	59					7				
Total		20	4078		496-1132	.438	124-357	.347	281-373	.753	184	484	668	33.4	282	1	225	211	50	97	1397	69.9
Opponents		20	4075		549-1179	.466	182-503	.362	201-277	.726	177	492	669	33.5	325	6	281	205	64	116	1481	74.1

Team Statistics

	MUR	OPP
Scoring	1397	1481
Points per game	69.9	74.1
Scoring margin	-4.2	-
Field goals-att	496-1132	549-1179
Field goal pct	.438	.466
3 point fg-att	124-357	182-503
3-point FG pct	.347	.362
3-pt FG made per game	6.2	9.1
Free throws-att	281-373	201-277
Free throw pct	.753	.726
F-Throws made per game	14.1	10.1
Rebounds	668	669
Rebounds per game	33.4	33.5
Rebounding margin	-0.1	-
Assists	225	281
Assists per game	11.3	14.1
Turnovers	211	205
Turnovers per game	10.6	10.3
Turnover margin	-0.3	-
Assist/turnover ratio	1.1	1.4
Steals	97	116
Steals per game	4.9	5.8
Blocks	50	64
Blocks per game	2.5	3.2
Winning streak	1	-
Home win streak	2	-
Attendance	54425	40623
Home games-Avg/Game	10-5443	10-4062
Neutral site-Avg/Game	-	0-0

Team Results

Date	Opponent		Score	Att.
12/01/2022	Illinois St.	Wot	70-67	5471
12/04/2022	at Valparaiso	Wot	77-70	1445
12/29/2022	Southern Ill.	L	57-63	5571
01/01/2023	at Evansville	W	78-61	5723
01/04/2023	Bradley	W	67-58	3891
01/07/2023	at Drake	L	64-82	3510
01/10/2023	at UNI	L	67-75	3201
01/14/2023	UIC	W	81-64	5417
01/17/2023	at Belmont	L	65-80	2507
01/21/2023	Indiana St.	W	82-73	6006
01/24/2023	at Southern Ill.	L	64-68	6507
01/28/2023	Missouri St.	W	74-71	6712
02/01/2023	Belmont	W	83-82	5271
02/04/2023	at Indiana St.	L	56-99	4672
02/07/2023	Drake	L	68-92	5307
02/11/2023	at Bradley	L	48-83	6213
02/15/2023	at Illinois St.	W	76-75	3161
02/18/2023	Evansville	W	74-58	5437
02/21/2023	at Missouri St.	L	69-84	3684
02/26/2023	Valparaiso	Wot	77-76	5342

2022-23 MSU SEASON BOX SCORE (MYRTLE BEACH INVITATIONAL)

Game Records

Record	Overall	Home	Away	Neutral
ALL GAMES	2-1	0-0	0-0	2-1
CONFERENCE	0-0	0-0	0-0	0-0
NON-CONFERENCE	2-1	0-0	0-0	2-1

Score by Periods

Team	1st	2nd	OT	TOT
Murray St.	112	122	0	234
Opponents	89	121	0	210

Team Box Score

No.	Player				Total		3-Point		F-Throw		Rebounds													
		GP-GS	MIN	AVG	FG-FGA	FG%	3FG-3FGA	3FG%	FT-FTA	FT%	OFF	DEF	TOT	AVG	PF	DQ	A	TO	BLK	STL	PTS	AVG		
24	WOOD, JaCobi	3-3	111:24	37.1	13-31	.419	8-21	.381	25-26	.962	1	14	15	5.0	4	0	19	7	1	3	59	19.7		
52	SMITH, Jamari	3-3	78:35	26.2	21-37	.568	2-8	.250	6-11	.545	6	11	17	5.7	11	0	2	6	0	1	50	16.7		
13	WHITE JR., Kenny	3-3	97:16	32.4	14-31	.452	3-12	.250	7-9	.778	2	16	18	6.0	10	1	6	1	6	3	38	12.7		
55	BURNS, DJ	3-3	93:36	31.2	10-15	.667	0-0	.000	8-12	.667	7	19	26	8.7	11	0	4	5	1	3	28	9.3		
2	PERRY, Rob	3-3	108:08	36.0	10-33	.303	3-18	.167	5-6	.833	1	18	19	6.3	8	0	13	4	2	1	28	9.3		
10	ANDERSON, Quincy	3-0	38:23	12.8	6-9	.667	1-4	.250	0-3	.000	1	7	8	2.7	8	0	1	7	1	1	13	4.3		
14	MOORE, JR., Brian	3-0	60:24	20.1	4-12	.333	1-4	.250	3-5	.600	1	4	5	1.7	7	0	4	8	0	4	12	4.0		
0	EDWARDS, Jaxon	1-0	00:51	0.9	1-1	1.000	0-0	.000	0-0	.000	1	0	1	1.0	0	0	0	0	0	0	2	2.0		
11	MORGAN, Justin	2-0	06:02	3.0	1-2	.500	1-2	.500	0-0	.000	0	0	0	0.0	0	0	0	0	0	0	3	1.5		
1	STACKER, Braxton	1-0	00:51	0.9	0-0	.000	0-0	.000	1-2	.500	0	1	1	1.0	0	0	1	0	0	0	1	1.0		
22	MURRAY II, Sam	2-0	03:38	1.8	0-0	.000	0-0	.000	0-0	.000	0	0	0	0.0	0	0	0	0	0	0	0	0.0		
35	LESTIN, Marlon	1-0	00:51	0.9	0-0	.000	0-0	.000	0-1	.000	0	1	1	1.0	0	0	0	0	0	1	0	0.0		
Team											9	13	22				3							
Total		3	600		80-171	.468	19-69	.275	55-75	.733	29	104	133	44.3	59	1	50	41	11	17	234	78.0		
Opponents		3	600		77-212	.363	21-82	.256	35-58	.603	43	75	118	39.3	63	2	41	26	7	20	210	70.0		

Team Statistics

	MUR	OPP
Scoring	234	210
Points per game	78.0	70.0
Scoring margin	+8.0	-
Field goals-att	80-171	77-212
Field goal pct	.468	.363
3 point fg-att	19-69	21-82
3-point FG pct	.275	.256
3-pt FG made per game	6.3	7.0
Free throws-att	55-75	35-58
Free throw pct	.733	.603
F-Throws made per game	18.3	11.7
Rebounds	133	118
Rebounds per game	44.3	39.3
Rebounding margin	+5.0	-
Assists	50	41
Assists per game	16.7	13.7
Turnovers	41	26
Turnovers per game	13.7	8.7
Turnover margin	-5.0	-
Assist/turnover ratio	1.2	1.6
Steals	17	20
Steals per game	5.7	6.7
Blocks	11	7
Blocks per game	3.7	2.3
Winning streak	1	-
Home win streak	0	-
Attendance	0	0
Home games-Avg/Game	0-0	0-0
Neutral site-Avg/Game	-	3-1350

Team Results

Date	Opponent		Score	Att.
11/17/2022	vs Texas A&M	W	88-79	1321
11/18/2022	vs Massachusetts	L	69-71	1393
11/20/2022	vs Tulsa	W	77-60	1335

2022-23 MURRAY STATE MEN'S BASKETBALL

2022-23 MSU SEASON BOX SCORE (HOME GAMES)

ALL GAMES	11-2	11-2	0-0	0-0	Murray St.	452	485	20	957
CONFERENCE	8-2	8-2	0-0	0-0	Opponents	431	435	16	882
NON-CONFERENCE	3-0	3-0	0-0	0-0					

Team Box Score

No.	Player				Total		3-Point		F-Throw		Rebounds											
		GP-GS	MIN	AVG	FG-FGA	FG%	3FG-3FGA	3FG%	FT-FTA	FT%	OFF	DEF	TOT	AVG	PF	DQ	A	TO	BLK	STL	PTS	AVG
55	BURNS, DJ	13-13	363:40	28.0	59-101	.584	0-0	.000	38-49	.776	51	61	112	8.6	33	0	18	14	10	7	156	12.0
14	MOORE, JR., Brian	12-6	312:03	26.0	51-91	.560	7-16	.438	34-41	.829	7	17	24	2.0	20	0	22	20	2	8	143	11.9
2	PERRY, Rob	13-13	442:22	34.0	57-143	.399	19-61	.311	21-24	.875	4	42	46	3.5	23	0	23	19	2	9	154	11.8
52	SMITH, Jamari	11-10	290:24	26.4	42-103	.408	5-19	.263	24-34	.706	13	29	42	3.8	24	1	6	11	5	5	113	10.3
24	WOOD, JaCobi	13-13	461:37	35.5	41-91	.451	17-48	.354	31-45	.689	6	48	54	4.2	31	0	60	26	3	19	130	10.0
13	WHITE JR., Kenny	12-7	305:51	25.5	37-80	.463	8-25	.320	18-29	.621	6	44	50	4.2	16	0	12	17	9	7	100	8.3
10	ANDERSON, Quincy	13-2	236:10	18.2	32-71	.451	13-30	.433	21-26	.808	7	34	41	3.2	17	0	10	9	1	6	98	7.5
22	MURRAY II, Sam	6-0	54:01	9.0	11-23	.478	0-0	.000	1-2	.500	6	13	19	3.2	5	0	2	7	4	1	23	3.8
11	MORGAN, Justin	11-0	138:06	12.6	9-29	.310	5-20	.250	5-8	.625	10	13	23	2.1	10	0	3	5	4	4	28	2.5
1	STACKER, Braxton	5-0	19:56	4.0	3-5	.600	0-0	.000	1-3	.333	1	2	3	0.6	0	0	1	1	0	0	7	1.4
25	THOMAS, Rodriguez	4-1	09:11	2.3	1-1	1.000	1-1	1.000	2-2	1.000	0	1	1	0.3	1	0	0	4	0	0	5	1.3
35	LESTIN, Marlon	3-0	06:03	2.0	0-0	.000	0-0	.000	0-0	.000	1	1	2	0.7	2	0	0	0	0	0	0	0.0
0	EDWARDS, Jaxon	3-0	10:35	3.5	0-2	.000	0-1	.000	0-0	.000	0	4	4	1.3	0	0	1	1	1	1	0	0.0
Team											23	24	47					5				
Total		13	2650		343-740	.464	75-221	.339	196-263	.745	135	333	468	36.0	182	1	158	139	41	67	957	73.6
Opponents		13	2650		334-759	.440	95-303	.314	119-173	.688	117	297	414	31.8	228	7	152	150	36	84	882	67.8

Team Statistics

	MUR	OPP
Scoring	957	882
Points per game	73.6	67.8
Scoring margin	+5.8	-
Field goals-att	343-740	334-759
Field goal pct	.464	.440
3 point fg-att	75-221	95-303
3-point FG pct	.339	.314
3-pt FG made per game	5.8	7.3
Free throws-att	196-263	119-173
Free throw pct	.745	.688
F-Throws made per game	15.1	9.2
Rebounds	468	414
Rebounds per game	36.0	31.8
Rebounding margin	+4.2	-
Assists	158	152
Assists per game	12.2	11.7
Turnovers	139	150
Turnovers per game	10.7	11.5
Turnover margin	+0.8	-
Assist/turnover ratio	1.1	1.0
Steals	67	84
Steals per game	5.2	6.5
Blocks	41	36
Blocks per game	3.2	2.8
Winning streak	2	-
Home win streak	2	-
Attendance	67836	0
Home games-Avg/Game	13-5218	0-0
Neutral site-Avg/Game	-	0-0

Team Results

Date	Opponent		Score	Att.
11/12/2022	Lindsey Wilson	W	90-53	4457
12/01/2022	Illinois St.	Wot	70-67	5471
12/13/2022	Chicago St.	W	66-65	3823
12/16/2022	Austin Peay	W	68-60	5131
12/29/2022	Southern Ill.	L	57-63	5571
01/04/2023	Bradley	W	67-58	3891
01/14/2023	UIC	W	81-64	5417
01/21/2023	Indiana St.	W	82-73	6006
01/28/2023	Missouri St.	W	74-71	6712
02/01/2023	Belmont	W	83-82	5271
02/07/2023	Drake	L	68-92	5307
02/18/2023	Evansville	W	74-58	5437
02/26/2023	Valparaiso	Wot	77-76	5342

2022-23 MURRAY STATE MEN'S BASKETBALL

2022-23 MSU SEASON BOX SCORE (AWAY GAMES)

Game Records

Record	Overall	Home	Away	Neutral
ALL GAMES	3-11	0-0	3-11	0-0
CONFERENCE	3-7	0-0	3-7	0-0
NON-CONFERENCE	0-4	0-0	0-4	0-0

Score by Periods

Team	1st	2nd	OT	TOT
Murray St.	423	485	15	923
Opponents	493	588	8	1089

Team Box Score

No.	Player				Total		3-Point		F-Throw		Rebounds											
		GP-GS	MIN	AVG	FG-FGA	FG%	3FG-3FGA	3FG%	FT-FTA	FT%	OFF	DEF	TOT	AVG	PF	DQ	A	TO	BLK	STL	PTS	AVG
2	PERRY, Rob	14-14	504:49	36.1	88-187	.471	32-75	.427	33-41	.805	16	53	69	4.9	22	0	21	21	2	12	241	17.2
52	SMITH, Jamari	14-14	389:30	27.8	64-147	.435	12-33	.364	20-37	.541	12	50	62	4.4	32	0	14	27	6	7	160	11.4
24	WOOD, JaCobi	14-14	514:13	36.7	41-108	.380	18-58	.310	33-38	.868	6	53	59	4.2	29	0	56	40	0	21	133	9.5
14	MOORE, JR., Brian	14-6	295:09	21.1	28-70	.400	4-12	.333	32-38	.842	6	17	23	1.6	19	0	16	11	3	9	92	6.6
13	WHITE JR., Kenny	12-8	315:51	26.3	31-86	.360	5-30	.167	11-18	.611	2	36	38	3.2	20	0	11	19	7	8	78	6.5
10	ANDERSON, Quincy	14-0	266:27	19.0	25-65	.385	13-34	.382	22-28	.786	7	33	40	2.9	15	0	8	6	1	8	85	6.1
55	BURNS, DJ	14-14	308:27	22.0	32-63	.508	0-0	.000	17-22	.773	28	33	61	4.4	36	0	14	19	0	4	81	5.8
11	MORGAN, Justin	14-0	140:35	10.0	13-37	.351	6-21	.286	7-10	.700	16	13	29	2.1	17	0	2	2	1	1	39	2.8
22	MURRAY II, Sam	11-0	67:14	6.1	4-18	.222	0-1	.000	2-8	.250	5	12	17	1.5	8	0	4	1	6	1	10	0.9
0	EDWARDS, Jaxon	6-0	13:41	2.3	2-3	.667	0-0	.000	0-1	.000	2	0	2	0.3	0	0	0	0	0	1	4	0.7
35	LESTIN, Marlon	2-0	01:48	0.9	0-0	.000	0-0	.000	0-0	.000	0	0	0	0.0	2	0	0	0	0	0	0	0.0
1	STACKER, Braxton	5-0	10:41	2.1	0-4	.000	0-0	.000	0-0	.000	0	0	0	0.0	0	0	0	0	0	0	0	0.0
Team											18	21	39				7					
Total		14	2828		328-788	.416	90-264	.341	177-241	.734	118	321	439	31.4	200	0	146	153	26	72	923	65.9
Opponents		14	2825		397-830	.478	140-366	.383	155-201	.771	130	366	496	35.4	218	3	225	143	41	74	1089	77.8

Team Statistics

	MUR	OPP
Scoring	923	1089
Points per game	65.9	77.8
Scoring margin	-11.9	-
Field goals-att	328-788	397-830
Field goal pct	.416	.478
3 point fg-att	90-264	140-366
3-point FG pct	.341	.383
3-pt FG made per game	6.4	10.0
Free throws-att	177-241	155-201
Free throw pct	.734	.771
F-Throws made per game	12.6	11.1
Rebounds	439	496
Rebounds per game	31.4	35.4
Rebounding margin	-4.1	-
Assists	146	225
Assists per game	10.4	16.1
Turnovers	153	143
Turnovers per game	10.9	10.2
Turnover margin	-0.7	-
Assist/turnover ratio	1.0	1.6
Steals	72	74
Steals per game	5.1	5.3
Blocks	26	41
Blocks per game	1.9	2.9
Winning streak	0	-
Home win streak	0	-
Attendance	0	56520
Home games-Avg/Game	0-0	14-4037
Neutral site-Avg/Game	-	0-0

Team Results

Date	Opponent		Score	Att.
11/07/2022	at Saint Louis	L	68-91	7253
11/26/2022	at Chattanooga	L	66-69	2934
12/04/2022	at Valparaiso	Wot	77-70	1445
12/10/2022	at Bellarmine	L	58-69	2853
12/21/2022	at Middle Tenn.	L	67-83	2857
01/01/2023	at Evansville	W	78-61	5723
01/07/2023	at Drake	L	64-82	3510
01/10/2023	at UNI	L	67-75	3201
01/17/2023	at Belmont	L	65-80	2507
01/24/2023	at Southern Ill.	L	64-68	6507
02/04/2023	at Indiana St.	L	56-99	4672
02/11/2023	at Bradley	L	48-83	6213
02/15/2023	at Illinois St.	W	76-75	3161
02/21/2023	at Missouri St.	L	69-84	3684

2022-23 MURRAY STATE MEN'S BASKETBALL

2022-23 MSU SEASON GAME BY GAME

				Total		3-Pointers		Free throws		Rebounds											
Opponent	Date	Score		FG-FGA	PCT	3FG-3FGA	PCT	FT-FTA	PCT	OFF	DEF	TOT	AVG	PF	A	TO	BLK	STL	PTS	AVG	
at Saint Louis	11/07/2022	68-91	L	23-62	.371	7-22	.318	15-22	.682	9	25	34	34.0	17	7	10	2	3	68	68.0	
Lindsey Wilson	11/12/2022	90-53	W	34-59	.576	9-15	.600	13-21	.619	9	27	36	35.0	12	20	8	6	13	90	79.0	
vs Texas A&M	11/17/2022	88-79	W	25-50	.500	10-22	.455	28-36	.778	9	28	37	35.7	22	15	17	4	8	88	82.0	
vs Massachusetts	11/18/2022	69-71	L	26-57	.456	5-24	.208	12-17	.706	6	36	42	37.3	23	15	11	4	3	69	78.8	
vs Tulsa	11/20/2022	77-60	W	29-63	.460	4-23	.174	15-22	.682	14	41	55	40.8	14	20	14	3	6	77	78.4	
at Chattanooga	11/26/2022	66-69	L	26-67	.388	6-26	.231	8-11	.727	12	30	42	41.0	15	8	6	2	4	66	76.3	
Illinois St.	12/01/2022	70-67	Wot	26-61	.426	8-26	.308	10-15	.667	10	27	37	40.4	10	11	8	3	2	70	75.4	
at Valparaiso	12/04/2022	77-70	Wot	28-60	.467	7-17	.412	14-21	.667	10	27	37	40.0	13	15	13	4	6	77	75.6	
at Bellarmine	12/10/2022	58-69	L	18-48	.375	4-18	.222	18-22	.818	11	22	33	39.2	19	8	15	0	7	58	73.7	
Chicago St.	12/13/2022	66-65	W	24-57	.421	6-19	.316	12-21	.571	15	24	39	39.2	15	9	13	4	5	66	72.9	
Austin Peay	12/16/2022	68-60	W	27-58	.466	4-14	.286	10-14	.714	8	25	33	38.6	11	14	10	3	7	68	72.5	
at Middle Tenn.	12/21/2022	67-83	L	23-45	.511	5-14	.357	16-20	.800	5	17	22	37.3	11	13	19	0	3	67	72.0	
Southern Ill.	12/29/2022	57-63	L	19-47	.404	5-16	.313	14-20	.700	10	24	34	37.0	13	6	10	2	1	57	70.8	
at Evansville	01/01/2023	78-61	W	29-61	.475	8-23	.348	12-14	.857	7	29	36	36.9	16	15	5	3	7	78	71.4	
Bradley	01/04/2023	67-58	W	22-51	.431	3-13	.231	20-24	.833	11	28	39	37.1	14	8	14	3	7	67	71.1	
at Drake	01/07/2023	64-82	L	25-56	.446	5-16	.313	9-11	.818	2	23	25	36.3	17	9	10	3	6	64	70.6	
at UNI	01/10/2023	67-75	L	24-59	.407	10-28	.357	9-12	.750	7	32	39	36.5	16	9	12	3	4	67	70.4	
UIC	01/14/2023	81-64	W	31-54	.574	5-13	.385	14-18	.778	9	31	40	36.7	20	12	14	4	3	81	71.0	
at Belmont	01/17/2023	65-80	L	26-71	.366	4-14	.286	9-15	.600	18	21	39	36.8	15	13	5	3	3	65	70.7	
Indiana St.	01/21/2023	82-73	W	26-61	.426	2-18	.111	28-33	.848	14	25	39	36.9	17	10	8	3	6	82	71.3	
at Southern Ill.	01/24/2023	64-68	L	23-56	.411	4-15	.267	14-20	.700	15	21	36	36.9	17	11	16	2	11	64	70.9	
Missouri St.	01/28/2023	74-71	W	24-51	.471	5-15	.333	21-24	.875	9	21	30	36.5	13	9	12	3	6	74	71.0	
Belmont	02/01/2023	83-82	W	34-64	.531	8-15	.533	7-14	.500	11	26	37	36.6	12	19	11	5	3	83	71.6	
at Indiana St.	02/04/2023	56-99	L	19-51	.373	5-15	.333	13-17	.765	5	21	26	36.1	11	9	12	2	3	56	70.9	
Drake	02/07/2023	68-92	L	23-60	.383	9-27	.333	13-18	.722	9	17	26	35.7	15	13	3	1	4	68	70.8	
at Bradley	02/11/2023	48-83	L	13-44	.295	4-15	.267	18-27	.667	5	17	22	35.2	14	4	10	0	3	48	69.9	
at Illinois St.	02/15/2023	76-75	W	29-55	.527	9-18	.500	9-13	.692	6	17	23	34.7	10	14	9	0	7	76	70.1	
Evansville	02/18/2023	74-58	W	25-56	.446	5-15	.333	19-21	.905	13	28	41	35.0	17	13	14	2	6	74	70.3	
at Missouri St.	02/21/2023	69-84	L	22-53	.415	12-23	.522	13-16	.813	6	19	25	34.6	9	11	11	2	5	69	70.2	
Valparaiso	02/26/2023	77-76	Wot	28-61	.459	6-15	.400	15-20	.750	7	30	37	34.7	13	14	14	2	4	77	70.5	
Total		2114		751-1698	.442	184-554	.332	428-579	.739	282	759	1041	34.7	441	354	334	78	156	2114	70.5	
Opponents		2181		808-1802	.448	256-751	.341	309-432	.715	290	737	1027	34.2	509	418	319	84	178	2181	72.7	

Murray St. Averages

Games Played	Points/game	FG Pct	3FG Pct	FT Pct	Rebounds/game	Assists/game	Turnovers/game	Assist/Turnover ratio	Steals/game	Blocks/game
30	70.5	44.2	33.2	73.9	34.7	11.8	11.1	1.1	5.2	2.6

2022-23 MURRAY STATE MEN'S BASKETBALL

2022-23 OPPONENT SEASON GAME BY GAME

				Total		3-Pointers		Free throws		Rebounds											
Opponent	Date	Score		FG-FGA	PCT	3FG-3FGA	PCT	FT-FTA	PCT	OFF	DEF	TOT	AVG	PF	A	TO	BLK	STL	PTS	AVG	
at Saint Louis	11/07/2022	68-91	L	35-74	.473	10-31	.323	11-16	.688	16	32	48	48.0	16	23	9	1	5	91	91.0	
Lindsey Wilson	11/12/2022	90-53	W	22-53	.415	5-15	.333	4-9	.444	7	20	27	37.5	17	11	19	2	7	53	72.0	
vs Texas A&M	11/17/2022	88-79	W	27-71	.380	6-27	.222	19-28	.679	20	22	42	39.0	26	12	11	3	10	79	74.3	
vs Massachusetts	11/18/2022	69-71	L	24-74	.324	11-26	.423	12-19	.632	17	28	45	40.5	17	15	7	2	3	71	73.5	
vs Tulsa	11/20/2022	77-60	W	26-68	.382	4-29	.138	4-11	.364	6	24	30	38.4	20	14	8	2	7	60	70.8	
at Chattanooga	11/26/2022	66-69	L	21-60	.350	13-40	.325	14-17	.824	12	29	41	38.8	14	15	9	2	4	69	70.5	
Illinois St.	12/01/2022	70-67	Wot	27-60	.450	8-28	.286	5-6	.833	7	28	35	38.3	16	11	14	3	7	67	70.0	
at Valparaiso	12/04/2022	77-70	Wot	29-68	.426	4-18	.222	8-11	.727	15	25	40	38.5	16	13	13	1	4	70	70.0	
at Bellarmine	12/10/2022	58-69	L	24-53	.453	6-22	.273	15-18	.833	9	22	31	37.7	21	12	11	1	5	69	69.9	
Chicago St.	12/13/2022	66-65	W	23-56	.411	7-24	.292	12-16	.750	11	24	35	37.4	23	11	13	0	8	65	69.4	
Austin Peay	12/16/2022	68-60	W	25-57	.439	4-12	.333	6-7	.857	8	24	32	36.9	11	11	15	4	6	60	68.5	
at Middle Tenn.	12/21/2022	67-83	L	32-57	.561	8-22	.364	11-14	.786	7	20	27	36.1	19	13	12	3	7	83	69.8	
Southern Ill.	12/29/2022	57-63	L	24-53	.453	7-26	.269	8-14	.571	7	21	28	35.5	16	16	4	2	5	63	69.2	
at Evansville	01/01/2023	78-61	W	20-51	.392	5-15	.333	16-22	.727	5	26	31	35.1	13	6	11	1	3	61	68.6	
Bradley	01/04/2023	67-58	W	20-58	.345	7-26	.269	11-16	.688	12	20	32	34.9	17	10	13	2	9	58	67.9	
at Drake	01/07/2023	64-82	L	30-62	.484	11-27	.407	11-14	.786	11	30	41	35.3	11	16	12	2	3	82	68.8	
at UNI	01/10/2023	67-75	L	26-61	.426	10-25	.400	13-20	.650	8	29	37	35.4	10	15	8	1	8	75	69.2	
UIC	01/14/2023	81-64	W	19-54	.352	11-31	.355	15-21	.714	8	16	24	34.8	18	8	9	5	3	64	68.9	
at Belmont	01/17/2023	65-80	L	29-59	.492	12-29	.414	10-14	.714	11	27	38	34.9	17	20	9	8	4	80	69.5	
Indiana St.	01/21/2023	82-73	W	28-63	.444	5-30	.167	12-20	.600	13	24	37	35.1	25	13	11	3	8	73	69.7	
at Southern Ill.	01/24/2023	64-68	L	22-47	.468	10-26	.385	14-16	.875	5	22	27	34.7	17	15	16	4	8	68	69.6	
Missouri St.	01/28/2023	74-71	W	28-62	.452	5-19	.263	10-15	.667	15	20	35	34.7	18	8	9	4	5	71	69.6	
Belmont	02/01/2023	83-82	W	29-61	.475	13-27	.481	11-13	.846	7	24	31	34.5	15	15	12	3	5	82	70.2	
at Indiana St.	02/04/2023	56-99	L	37-65	.569	19-38	.500	6-8	.750	8	28	36	34.6	15	27	4	1	7	99	71.4	
Drake	02/07/2023	68-92	L	33-56	.589	12-21	.571	14-15	.933	7	30	37	34.7	14	13	7	4	2	92	72.2	
at Bradley	02/11/2023	48-83	L	31-57	.544	11-24	.458	10-11	.909	6	29	35	34.7	23	16	8	6	5	83	72.6	
at Illinois St.	02/15/2023	76-75	W	28-52	.538	8-21	.381	11-13	.846	6	22	28	34.4	12	14	13	4	5	75	72.7	
Evansville	02/18/2023	74-58	W	23-56	.411	5-21	.238	7-15	.467	8	19	27	34.2	21	9	11	2	12	58	72.2	
at Missouri St.	02/21/2023	69-84	L	33-64	.516	13-28	.464	5-7	.714	11	25	36	34.2	14	20	8	6	6	84	72.6	
Valparaiso	02/26/2023	77-76	Wot	33-70	.471	6-23	.261	4-6	.667	7	27	34	34.2	17	16	13	2	7	76	72.7	
Total		2181		808-1802	.448	256-751	.341	309-432	.715	290	737	1027	34.2	509	418	319	84	178	2181	72.7	
Murray St.		2114		751-1698	.442	184-554	.332	428-579	.739	282	759	1041	34.7	441	354	334	78	156	2114	70.5	

Opponents Averages

Games Played	Points/game	FG Pct	3FG Pct	FT Pct	Rebounds/game	Assists/game	Turnovers/game	Assist/Turnover ratio	Steals/game	Blocks/game
30	72.7	44.8	34.1	71.5	34.2	13.9	10.6	1.3	5.9	2.8

2022-23 MURRAY STATE MEN'S BASKETBALL



Official Basketball Box Score - Final
Murray St. at Valparaiso
 12/04/22 Athletics-Recreation Center, Valparaiso
 2022-23 Men's Basketball

Game Time: 1:00 PM
 Game Duration: 2:06
 Attendance: 1,445

Officials: Randy Heimerman, Steve Divine, Chance Moore

Murray St. - 77

Record: 5-3 (2-0)

NO.	Name	Min	FG M-A	3P M-A	FT M-A	Rebounds OR DR TOT	Fouls PF FD	TP	AS	TO	ST	Blocks BS BA	+/-
13	Kenny White Jr.	F 40:57	2-9	0-2	2-6	0 1 1	2 4	6	1	0	1	2 0	9
52	Jamari Smith	F 33:11	7-11	0-1	4-5	1 6 7	4 4	18	4	5	1	2 0	6
55	DJ Burns	F 25:49	3-6	0-0	0-0	4 2 6	4 0	6	1	2	0	0 1	4
2	Rob Perry	G 41:19	10-17	5-7	5-5	1 3 4	1 4	30	2	1	1	0 0	10
24	JaCobi Wood	G 41:52	3-8	1-4	3-5	0 5 5	2 3	10	5	5	3	0 0	12
14	Brian Moore, Jr.	07:58	0-1	0-1	0-0	0 0 0	0 0	0	0	0	0	0 0	-8
10	Quincy Anderson	20:26	2-6	1-1	0-0	2 5 7	0 1	5	0	0	0	0 0	-9
11	Justin Morgan	07:01	0-1	0-1	0-0	2 0 2	0 0	0	1	0	0	0 0	5
22	Sam Murray II	06:27	1-1	0-0	0-0	0 2 2	0 0	2	1	0	0	0 0	6
Team						0 3 3		0		0			
Totals			28-60	7-17	14-21	10 27 37	13 16	77	15	13	6	4 1	7

Shooting By Period			
1 st	FG%	12-27	44.4%
	3PT%	2-8	25.0%
	FT%	3-5	60%
2 nd	FG%	12-25	48.0%
	3PT%	4-8	50.0%
	FT%	5-10	50%
OT	FG%	4-8	50.0%
	3PT%	1-1	100.0%
	FT%	6-6	100%
GM	FG%	28-60	46.7%
	3PT%	7-17	41.2%
	FT%	14-21	66.7%

Technical Fouls::NONE

Dead Ball Rebounds: 4, 0

Valparaiso - 70

Record: 3-6 (0-2)

NO.	Name	Min	FG M-A	3P M-A	FT M-A	Rebounds OR DR TOT	Fouls PF FD	TP	AS	TO	ST	Blocks BS BA	+/-
13	Maximus Nelson	F 17:00	1-5	1-4	0-0	0 2 2	1 0	3	0	2	0	1 1	6
23	Ben Krikke	F 42:24	12-21	1-1	6-6	3 5 8	2 7	31	0	1	2	0 1	-8
2	Preston Ruedinger	G 32:14	0-2	0-2	0-0	0 5 5	4 0	0	2	2	1	0 0	-1
14	Quinton Green	G 40:57	8-16	2-7	0-1	2 4 6	2 1	18	4	2	0	0 0	-6
35	Kobe King	G 37:41	5-15	0-1	1-2	3 1 4	1 1	11	3	1	0	0 2	-6
5	Nick Edwards	10:39	1-2	0-1	0-0	0 0 0	1 1	2	1	0	0	0 0	-7
33	Jerome Palm	27:13	2-6	0-1	1-2	4 6 10	4 3	5	0	2	1	0 0	-8
3	Connor Barrett	03:55	0-1	0-1	0-0	0 0 0	1 0	0	0	0	0	0 0	-1
12	Ibra Bayu	03:23	0-0	0-0	0-0	0 1 1	0 0	0	0	0	0	0 0	-4
4	Darius DeAveiro	09:34	0-0	0-0	0-0	0 0 0	0 0	0	3	1	0	0 0	0
Team						3 1 4		0		2			
Totals			29-68	4-18	8-11	15 25 40	16 13	70	13	13	4	1 4	-7

Shooting By Period			
1 st	FG%	12-31	38.7%
	3PT%	3-10	30.0%
	FT%	3-4	75%
2 nd	FG%	14-28	50.0%
	3PT%	1-6	16.7%
	FT%	3-5	60%
OT	FG%	3-9	33.3%
	3PT%	0-2	0.0%
	FT%	2-2	100%
GM	FG%	29-68	42.6%
	3PT%	4-18	22.2%
	FT%	8-11	72.7%

Dead Ball Rebounds: 0, 0

Technical Fouls::NONE

	MUR	VAL	Points from	MUR	VAL	Period by Period Scoring			
Biggest lead	7 (1 st OT 0:11)	10 (1 st 2:52)	Turnovers	16	9		1st	2nd	OT1
Best Scoring Run	12(2 nd 19:46)	10(1 st 15:14)	Paint	32	30				TOT
Lead Changes	14		Second Chance	10	10	MUR	29	33	15
Times Tied	10		Fast Breaks	7	3				
Time with Lead	06:47	30:56	Bench	7	7	VAL	30	32	8
									70



2022-23 MURRAY STATE MEN'S BASKETBALL



Official Basketball Box Score - Final

Valparaiso at Murray St.

02/26/23 CFSB Center, Murray
2022-23 Men's Basketball

Game Time: 3:00 PM

Game Duration: 2:13

Attendance: 5,342

Officials: Gary Maxwell, Maques Pettigrew, Chase Shaw

Valparaiso - 76

Record: 11-20 (5-15)

NO.	Name		Min	FG M-A	3P M-A	FT M-A	Rebounds OR DR TOT	Fouls PF FD	TP	AS	TO	ST	Blocks BS BA	+/-
13	Maximus Nelson	F	37:59	2-8	2-7	0-0	1 6 7	2 0	6	1	1	1	0 0	-8
23	Ben Krikke	F	40:17	11-16	0-1	2-4	1 4 5	5 5	24	2	2	0	1 1	2
3	Connor Barrett	G	13:33	0-2	0-2	0-0	0 1 1	5 0	0	1	0	0	0 0	8
5	Nick Edwards	G	38:15	7-15	2-4	0-0	0 6 6	0 0	16	5	0	2	0 0	3
35	Kobe King	G	41:32	8-17	0-4	2-2	1 1 2	4 4	18	3	3	0	1 1	-3
4	Darius DeAveiro		32:04	1-7	1-3	0-0	0 4 4	0 4	3	3	4	4	0 0	-6
12	Ibra Bayu		17:29	4-5	1-2	0-0	1 3 4	0 0	9	1	1	0	0 0	1
33	Jerome Palm		03:51	0-0	0-0	0-0	1 0 1	1 0	0	0	0	0	0 0	-2
Team							2 2 4		0		2			
Totals				33-70	6-23	4-6	7 27 34	17 13	76	16	13	7	2 2	-1

Technical Fouls::NONE

Shooting By Period		
1 st	FG%	13-33 39.4%
	3PT%	5-14 35.7%
	FT%	1-2 50%
2 nd	FG%	15-29 51.7%
	3PT%	1-8 12.5%
	FT%	2-2 100%
OT	FG%	5-8 62.5%
	3PT%	0-1 0.0%
	FT%	1-2 50%
GM	FG%	33-70 47.1%
	3PT%	6-23 26.1%
	FT%	4-6 66.7%

Dead Ball Rebounds: 2, 0

Murray St. - 77

Record: 16-14 (11-9)

NO.	Name		Min	FG M-A	3P M-A	FT M-A	Rebounds OR DR TOT	Fouls PF FD	TP	AS	TO	ST	Blocks BS BA	+/-
55	DJ Burns	F	33:12	10-18	0-0	1-2	3 5 8	2 4	21	4	1	1	0 1	0
2	Rob Perry	G	28:13	2-6	0-2	0-0	0 4 4	2 0	4	1	3	0	0 0	1
14	Brian Moore, Jr.	G	38:18	4-9	1-2	2-4	0 2 2	2 2	11	2	3	0	1 0	-7
24	JaCobi Wood	G	42:34	3-6	1-2	6-6	1 3 4	2 3	13	5	2	1	0 1	-3
25	Rodriguez Thomas	G	05:05	1-1	1-1	0-0	0 0 0	1 0	3	0	2	0	0 0	-4
13	Kenny White Jr.		16:35	2-4	0-1	0-0	0 5 5	2 0	4	1	2	1	0 0	5
52	Jamari Smith		33:47	2-7	1-2	1-2	1 3 4	1 1	6	0	0	1	1 0	1
10	Quincy Anderson		27:16	4-10	2-5	5-6	1 5 6	1 7	15	1	0	0	0 0	12
Team							1 3 4		0		1			
Totals				28-61	6-15	15-20	7 30 37	13 17	77	14	14	4	2 2	1

Technical Fouls::NONE

Shooting By Period		
1 st	FG%	13-26 50.0%
	3PT%	3-7 42.9%
	FT%	4-6 66.7%
2 nd	FG%	11-29 37.9%
	3PT%	2-7 28.6%
	FT%	8-10 80%
OT	FG%	4-6 66.7%
	3PT%	1-1 100.0%
	FT%	3-4 75%
GM	FG%	28-61 45.9%
	3PT%	6-15 40.0%
	FT%	15-20 75.0%

Dead Ball Rebounds: 4, 0

	VAL	MUR
Biggest lead	12 (1 st 11:00)	6 (2 nd 16:04)
Best Scoring Run	9 (1 st 17:34)	8 (1 st OT 3:55)
Lead Changes	6	
Times Tied	4	
Time with Lead	23:35	19:14

Points from	VAL	MUR
Turnovers	12	16
Paint	48	36
Second Chance	8	9
Fast Breaks	12	10
Bench	12	25

Period by Period Scoring				
	1st	2nd	OT1	TOT
VAL	32	33	11	76
MUR	33	32	12	77



State Farm Missouri Valley Conference Men's Basketball Tournament St. Louis, Mo. • March 2-5, 2023 Enterprise Center (Times Central)

Thursday, March 2

Friday, March 3

Saturday, March 4

Sunday, March 5

