



2022-23 MURRAY STATE RACERS BASKETBALL



Contact: Dave Winder • Cell: (270) 293-0566 • dwinder@murraystate.edu • @MSURacers • @RacersHoops

PROBABLE STARTERS



JaCobi Wood
G - 6-2 - So.
Cleveland, Tenn.
Transfer: Belmont




Rob Perry
G - 6-4 - Jr.
Orlando, Fla.
Transfer: Stetson



Jamari Smith
F - 6-8 - Jr.
Jonesboro, Ga.
Transfer: Queens (NC)



DJ Burns
F - 6-7 - Jr.
New Orleans, La.
MSU Returner



Brian Moore, Jr.
G - 6-3 - 180 - So.
Harlem, N.Y.
Transfer: NE Oklahoma A&M

TEAM COMPARISON (MVC GAMES)

MUR	Statistic	UE
69.2	Scoring Offense	62.0
74.3	Scoring Defense	79.0
-5.1	Scoring Margin	-17.0
.438	FG Percentage	.404
.465	Opponent FG Percentage	.496
.332	3FG Percentage	.333
.367	Opponent 3FG Percentage	.378
5.9	3FG Made Per Game	10.9
9.3	Opponent 3FG Made Per Game	11.2
.741	FT Percentage	.625
13.8	FTs Made Per Game	10.9
33.2	Rebounds Per Game	30.1
-0.4	Rebounding Margin	-8.4
11.0	Assists Per Game	9.6
10.1	Turnovers Per Game	13.4
4.8	Steals Per Game	7.2
2.6	Blocks Per Game	1.6

MSU CAREER SCORING

Player	Class	Gms	Points	Avg
Jamari Smith	Jr.	107	1540	14.4
Rob Perry	Jr.	101	1507	14.9
Brian Moore	So.	74	1278	17.2
Quincy Anderson	Jr.	100	1050	10.5
JaCobi Wood	So.	89	833	9.4
DJ Burns	Jr.	99	760	7.7
Kenny White	So.	66	596	9.0
Justin Morgan	Fr.	25	70	2.8
Sam Murray	Fr.	18	33	1.8
Rod Thomas	Sr.	35	31	0.9
Braxton Stacker	Fr.	10	8	0.8
Marlon Lestin	So.	15	2	0.1
Jaxon Edwards	Fr.	9	6	0.7

* All schools/levels played in college

Evansville Purple Aces 5-23 (1-16 MVC)

Head Coach: David Ragland
Alma mater: Southern Indiana (2003)
at UE: 1st season (5-23)
Career: Same
Missouri Valley: 1-16



Murray State Racers 14-13 (9-8 MVC)

Head Coach: Steve Prohm
Alma Mater: Alabama (1997)
at MUR: 5th season (118-42)
Career: 11th season (215-137)
Missouri Valley: 9-8



MSU Comes Home With Momentum

Just off a road win on Wednesday, the Murray State Racers (14-13, 9-8 MVC) come home to the friendly confines of the CFSB Center for a 3 p.m. Saturday tip against the Evansville Purple Aces (5-23, 1-16 MVC) in Murray, Kentucky. The Racers are 9-2 this season at The Bank and 24-2 in the last two seasons. The Racers are 15-4 all-time at home against UE with the Aces last winning coming in overtime in 2015.

Three Games Remain in Valley Stretch Run

With their first road win since New Year's Day at Evansville, the Racers got the job done at Illinois State on Wednesday as they survived a frantic final minute to win 76-75. After trailing 11-0, the Racers led by 11 in the second half before the drama unfolded in Normal. If the Racers can handle UE Saturday, it sets up a big road game Tuesday at Missouri State in Springfield. The Racers come home (Feb. 26) for the regular season final against the Valparaiso Beacons. The Racers will honor seniors DJ Burns and Rod Thomas.

Murray State Top Rankings - Feb. 16

Category	NCAA	MVC	Stat
Turnovers Per Game	31	2	10.9
Fouls Per Game	35	1	14.9
FT Made Per Game	91	1	14.1
FT Attempts Per Game	104	2	19.3
FT Percentage	120	5	.730
Fastbreak Points	132	5	10.2
3PT FG Defense	140	6	.328
Def. Rebounds Per Game	147	6	25.2
Assist/Turnover Ratio	150	5	1.07
Rebounds Per Game	191	4	34.7
FG Percentage	196	7	.442
Rebound Margin	203	6	+0.3
Scoring Defense	230	10	71.4
FG Percentage Defense	245	6	.446
Scoring Offense	258	10	72.7

PLAYER RANKINGS

JaCobi Wood

Minutes Played Per Gm	15	1	36:33
Total Assists	47	3	126
Assists Per Game	70	3	4.7

DJ Burns

Offensive Reb. Per Gm	56	1	2.89
Total Rebounds	171	7	180

Rob Perry

Minutes Played Per Gm	52	3	35:21
Field Goal Attempts	117	10	339
Total Field Goals	133	8	148

GAME DAY MEDIA

RADIO/TV

Racer Radio: Froggy 103.7 FM

Online audio: Froggy103.com

PXP: Neal Bradley **Analyst:** Kenny Roth

ESPN+

PXP: Jeff Bidwell **Analyst:** Kenny Roth

Purple Aces Network

PXP: Jevin Redman **Analyst:** Scott Schreffler

Over Air: WJPS 107.1 (flagship)

Online: nkstreaming.com/WJPS-FM

Live Stats: GoRacers.com

2022-23 SCHEDULE

NOVEMBER

07 Tue	@Saint Louis	LOST	91-68
12 SAT	LINDSEY WILSON	WON	90-53
17 Thu	#Texas A&M	WON	88-79
18 Fri	#UMass	LOST	71-69
20 Sun	#Tulsa	WON	77-60
26 Sat	@Chattanooga	LOST	69-66

DECEMBER

01 THU	✓ ILLINOIS STATE	WON	70-67 OT
04 Sun	✓ @Valparaiso	WON	77-70 OT
10 Sat	@Bellarmine	LOST	69-58
13 TUE	CHICAGO STATE	WON	66-65
16 FRI	AUSTIN PEAY	WON	68-60
21 Wed	@Middle Tennessee	LOST	83-67
29 THU	✓ S. ILLINOIS	LOST	63-57

JANUARY

01 Sun	✓ @Evansville	WON	78-61
04 Wed	✓ BRADLEY	WON	67-58
07 Sat	✓ @Drake	LOST	82-64
10 Tue	✓ @UNI	LOST	75-67
14 Sat	✓ UIC	WON	81-64
17 Tue	✓ @Belmont	LOST	80-65
21 Sat	✓ INDIANA STATE	WON	82-73
24 Tue	✓ @Southern Illinois	LOST	68-64
28 Sat	✓ MISSOURI STATE	WON	74-71

FEBRUARY

01 Wed	✓ BELMONT	WON	83-82
04 Sat	✓ @Indiana State	LOST	99-56
07 Tue	✓ DRAKE	LOST	92-68
11 Sat	✓ @Bradley	LOST	83-48
15 Wed	✓ @Illinois State	WON	76-75
18 Sat	✓ EVANSVILLE	ESPN+	3p

21 Tue	✓ Missouri State	CBSSN	6p
26 Sun	✓ VALPARAISO	ESPN+	3P

MARCH

02 Thu	^State Farm MVC Tourney	TBA	TBA
03 Fri	^State Farm MVC Tourney	TBA	TBA
04 Sat	^State Farm MVC Tourney	TBA	TBA
05 Sun	^State Farm MVC Tourney	TBA	TBA

Myrtle Beach Invitational - Myrtle Beach, S.C.

^ MVC Tournament - St. Louis, Mo. ✓ MVC Game



MVC TOURNAMENT
March 2-5, 2023
Enterprise Center
St. Louis, Mo.



2022-23 MURRAY STATE QUICK FACTS/ROSTER

No	Player	P	H	W	C	Hometown	(Previous Schools)
0	Jaxon Edwards	G	6-6	195	Fr.	Indianapolis, Ind.	Cathedral HS
1	Braxton Stacker	G	6-5	185	Fr.	Fairview Heights, Ill.	Cardinal Ritter College Prep HS
2	Rob Perry	G	6-4	210	Jr.	Orlando, Fla.	Oak Ridge HS/Stetson
4	Patrick Chew	G	6-4	195	Fr.	Phoenix, Ariz.	Brophy College Prep HS
10	Quincy Anderson	G	6-4	205	Jr.	Oshkosh, Wisc.	North Oshkosh HS/Minnesota-Mankato
11	Justin Morgan	G	6-6	215	Fr.	Memphis, Tenn.	Memphis Home School Association
13	Kenny White, Jr.	G	6-7	225	So.	Madisonville, Ky.	Madisonville HS/Tennessee Tech
14	Brian Moore, Jr.	G	6-3	180	So.	Harlem, N.Y.	Kingston HS/NE Oklahoma A&M
22	Sam Murray II	F	6-8	190	Fr.	Gulfport, Miss.	Harrison Central HS
24	JaCobi Wood	G	6-2	185	So.	Cleveland, Tenn.	Cleveland HS/Belmont
25	Rod Thomas	G	6-0	195	Sr.	Paducah, Ky.	Paducah Tilghman HS
35	Marlon Lestin	F	6-9	230	So.	Montreal, Quebec	Halton Prep HS/East Carolina
52	Jamari Smith	F	6-8	225	Jr.	Jonesboro, Ga.	Jonesboro HS/Queens
55	DJ Burns	F	6-7	220	Sr.	New Orleans, La.	Sophie B. Wright HS/Southern

Head Coach Steve Prohm - 7th season (Alabama 1997)

Career Record at MSU: 104-29 (.781) 4 seasons **Career Record:** 201-124 (.681) 12th season in 2022-23

MVC Career Record: 0-0 (.000) **Note:** 2022-23 marks Prohm's fifth season as head coach at MSU after his first stint with the Racers from 2011-15 when he coached four seasons.

Assistant Coaches: Cole Christian - 1st season (Iowa State 2017)

Antwon Jackson - 1st season (Pikeville 1993), Jonathan Mattox 1st season (Emmanuel 2011)

Special Assistant To The Head Coach: Marcus Brown - 2nd Season (Murray State 1995)

Director of Player Development Video Coordinator: Jack Seltam - 1st season (Murray State 2020)

Graduate Assistant: Donte Poole - 1st season (Murray State 2021)

Senior Associate AD - Academics: Matt Kelly 21st season (Alma College 1994)

Associate AD - Communications: Dave Winder 22nd season (Murray State 1987)

Assistant AD - Sports Medicine & Head Athletic Trainer: Eric Frederick 30th season (TCU 1992)

Strength & Conditioning Coach: Erich Murphy 1st season (Washington State 2012)

Team Doctors: Dr. Richard Blalock, Dr. Richard Blalock II **Administrative Assistant:** Crystal Morrow 26th season (Murray State 1994)

Alphabetical Roster

10	Quincy Anderson	G	6-4	205	Jr.
55	DJ Burns	F	6-7	220	Sr.
4	Patrick Chew	G	6-4	195	Fr.
0	Jaxon Edwards	G	6-6	195	Fr.
35	Marlon Lestin	F	6-9	230	So.
14	Brian Moore, Jr.	G	6-3	180	So.
11	Justin Morgan	G	6-6	215	Fr.
22	Sam Murray II	F	6-8	190	Fr.
2	Rob Perry	G	6-4	210	Jr.
52	Jamari Smith	F	6-8	225	Jr.
1	Braxton Stacker	G	6-5	285	Fr.
25	Rod Thomas	G	6-0	195	Sr.
13	Kenny White, Jr.	G	6-7	225	So.
24	JaCobi Wood	G	6-2	185	So.

Pronunciations

Steve Prohm	Proam (like Rome)
Jamari Smith	Juh-MAR-ee
Jacobi Wood	Juh-Coe-BEE

PROGRAM INFORMATION

Location	Murray, Ky. (42071)
Founded	1922
Enrollment	9,456
Colors	Navy & Gold
Nickname	Racers
Conference	Missouri Valley
Arena CFSB Center (8,600)	
President	Dr. Bob Jackson
Director of Athletics	Nico Yantko
Athletics Faculty Rep.	Dr. Dave Gesler

LAST SEASON

2021-22	Overall 31-3	OVC 18-0
First Season	1925-26	
Total Seasons	98th in 2022-23 (1st in MVC)	
Previous 74 seasons were in the Ohio Valley		
Total Winning Seasons	80	
All-Time Record	1706-921 (.649)	
All-Time MVC Record	0-0 (.000)	

RACER HISTORY

MVC Regular Season Championships	0
None	
OVC Regular Season Championships	28
1951, 1964, 1968, 1969, 1980, 1982, 1983, 1988, 1989, 1990, 1991, 1992, 1994, 1995, 1996, 1997, 1998, 1999, 2000, 2006, 2010, 2011, 2012, 2015, 2018, 2019, 2020, 2022	
MVC Tournament Championships	0
None	
OVC Tournament Championships	18
1951, 1964, 1988, 1990, 1991, 1992, 1995, 1997, 1998, 1999, 2002, 2004, 2006, 2010, 2012, 2018, 2019, 2022	
NCAA Tournament Appearances	18
1964, 1969, 1988, 1990, 1991, 1992, 1995, 1997, 1998, 1999, 2002, 2004, 2006, 2010, 2012, 2018, 2019, 2022	
NIT Tournament Appearances	8
1980, 1982, 1983, 1989, 1994, 1996, 2011, 2015	
CIT Tournament Appearances	1
2014 (Champion)	

All-Time Coaches

Carlisle Cutchin	16	1925-41	347	256-91
Rice Mountjoy	1	1941-42	22	18-4
John Miller	6	1942-48	134	74-60
Harlan Hodges	7	1948-55	201	120-81
Rex Alexander	3	1955-58	73	34-39
Cal Luther	16	1958-74	395	241-154
Fred Overton	4	1974-78	103	44-59
Ron Greene	7	1978-85	197	119-78
Steve Newton	6	1985-91	181	116-65
Scott Edgar	4	1991-95	118	79-40
Mark Gottfried	3	1995-98	92	68-24
Tevester Anderson	5	1998-03	155	103-52
Mick Cronin	3	2003-06	93	69-24
Billy Kennedy	5	2006-11	128	107-53
Steve Prohm	4	2011-15	132	104-29
Matt McMahon	7	2015-22	221	154-67
Steve Prohm	1	2022-	0	0-0

Record at start of season

OVC MVP's

Jim Jennings (1964), Claude Virden (1969)	21
Les Taylor (1972) (1973), Gary Hooker (1980),	
Glen Green (1983), Jeff Martin (1988) (1989),	
Popeye Jones (1990) (1991), Marcus Brown (1995)	
& (1996), De'Teri Mayes (1998), Aubrey Reese	
(2000), Cuthbert Victor (2004), Isaiah Canaan (2012)	
& (2013 Co-MVP), Cameron Payne (2015), Jonathan	
Stark (2018), Ja Morant (2019), KJ Williams (2022)	

All-Conference Selections

139

MEDIA INFORMATION

Practice Coverage: MSU practices are generally closed. Contact Dave Winder about availability. Coach Prohm has a standing daily availability every day before or after practice.

Video Service: Any television stations and networks needing video of individual MSU players and game footage are asked to call Scott Kopacz (270) 809-6184. His email is skopacz@murraystate.edu

CFSB Center Parking: Media parking is in various areas around the CFSB Center. Contact Dave Winder about what lot you will be in on game day. The address for the CFSB Center is: 1401 KY-121, Murray, KY 42071

Media Attendance: Make requests through Dave Winder (Cell: 270-293-0566, dwinder@murraystate.edu)

Post-Game Interviews: For home games, Coach Prohm and select MSU players will be available in the media room after a 10 minute cooling off period. Media members are welcome to attend the presser in person. It will also be on Zoom and live on YouTube.

MVC Teleconference: The Missouri Valley Conference will hold teleconferences during the season. Contact Mike Kern for dates.

MVC CONTACT

Mike Kern

Missouri Valley Conference

Associate Commissioner - Communications

Office: (314) 444-4326


Cell: (314) 435-4779

E-mail: kern@mvc.org


Web Page: MVCSports.com

Twitter: @MVCSports


2022-23 TV & RADIO ROSTER




Jaxon Edwards
6-6 - Fr. - G
Indianapolis, Ind.




Braxton Stacker
6-5 - Fr. - G
Fairview Heights, Ill.




Rob Perry
6-4 - Jr. - G
Orlando, Fla.



Patrick Chew
6-4 - Fr. - G
Phoenix, Ariz.




Quincy Anderson
6-4 - Jr. - G
Oshkosh, Wisc.



Justin Morgan
6-6 - Fr. - G
Memphis, Tenn.



Kenny White, Jr.
6-7 - So. - F
Madisonville, Ky.



Brian Moore, Jr.
6-3 - So. - G
Harlem, N.Y.




Sam Murray II
6-8 - Fr. - F
Gulfport, Miss.




JaCobi Wood
6-2 - So. - G
Cleveland, Tenn.




Rod Thomas
6-0 - Sr. - G
Paducah, Ky.




Marlon Lestin
6-9 - So. - F
Montreal, Quebec



Jamari Smith
6-8 - Jr. - F
Jonesboro, Ga.



DJ Burns
6-7 - Jr. - F
New Orleans, La.



Steve Prohm
Head Coach
1st Season



2022-23 MURRAY STATE SEASON PLAYER NOTES

(0) Jaxon Edwards (G, 6-6, 195, Fr., Indianapolis, Ind.)

- Out of Cathedral High School in Indianapolis, Edwards played for Coach Jason Delaney.
- Was a McDonald's All-America nominee following his senior season.
- In 2021-22, led CHS to the Indiana 4A State Tournament championship.
- Averaged 10.9 points, 5.9 rebounds and 2.7 assists.
- Was a 40.8 percent shooter from the 3-point line.
- Earned a spot on the Indiana All-Star Team as well as being honored twice to the Indiana All-State Team.
- Played for D1 Indiana on the Under Armour Circuit for Head Coach Brian Keeton.

(1) Braxton Stacker (G, 6-5, 185, Fr., Fairview Heights, Ill.)

- Played for Coach Ryan Johnson at Cardinal Ritter.
- Was a two-time Missouri All-State selection
- In 2020-21 season, was the state's Defensive Player of the Year as a junior in leading his team to a Missouri State Tournament championship.
- In 2021-22 season, Cardinal Ritter made it three-straight seasons appearing in the state semifinals as Stacker scored 16.8 points, grabbed six rebounds and dished out 1.9 assists per game.
- Was a McDonald's All-America nominee.
- Ended prep career scoring nearly 1,400 career points.
- Played for Brad Beal Elite on the EYBL circuit for Head Coach Altonio Irons.

(2) Rob Perry (G, 6-4, 210, Jr., Orlando, Fla.)**2022-23**

- Named to the MVC All-Presason Team.
- Joins Murray State after three seasons at Stetson.
- Scored 14 points in season opener at Saint Louis.
- Hit 4-of-4 from the 3-point line vs Lindsey Wilson.
- Played 108 minutes at the Myrtle Beach Invitational, scored 9.3ppg, on 10-33 3-point shooting.
- Scored his MSU best of 22 points at Chattanooga.
- Had a 20-point night vs Illinois State including sealing 3-pointer in OT.
- In the next game, scored 30 points for the Racers in second OT winner at Valparaiso.
- Named the MVC Player of the Week (Dec. 5) after scoring 50 points in the two games.
- in MSU's first season in The Valley, Perry is the Racers' first honoree for Player of the Week.
- Played in 81:22 of a possible 90 minutes for an average of 41.7mpg. He was productive as well by going 16-of-30 from the field (.533), 9-of-15 from the 3-point line (.600) and 9-of-9 from the free throw line. Perry scored 50 points for a 25.0ppg average in the two games.
- Had his fourth game of 20 points or more at Bellarmine (Dec. 10) with 24 points on 9-of-18 from the field.
- Had his fifth game of 20 or more points against Southern Illinois (Dec. 29) with 26 points on 11-of-16 from the field.
- Had an amazing run of scoring 10-straight points for the Racers in their second half surge at UNI, he finished with 22 points for his sixth game of 20 or more points this season.
- Scored the rare 4-point play vs UIC when he made a 3-pointer in the first half and was fouled. He made the free throw.
- How did Perry score 18 points against Indiana State even though he was 0-9 from the 3-point line? He is much more than a 3-point shooter, as he went 6-8 from 2-point range and he went 6-6 from the free throw line.
- Scored his first MSU double-double at Southern Illinois with 16 points and 10 rebounds. Perry had four double-doubles when he played at Stetson.
- Perry has two 30-point games in his career. The first was in just his second collegiate game while at Stetson (11-09-19 at Western Illinois: 34pts (12-18FG, 6-9 3pt, 4-6FT).
- His second 30-point game was with the Racers (12-4-22 at Valparaiso in overtime: 30pts (10-17FG, 5-7 3pt, 5-5FT).
- at Illinois State, scored Racers' highest first half total of 22 points and finished with 25 points on 9-of-16 from the field with six 3-point baskets.
- Surpassed career 1,500 points in the game at Illinois State, scoring most of it at Stetson from 2019-22 in 74.

Before MSU

- In 74 career games for the Hatters, he was a 1,000 point scorer for the Hatters.

- In 2019-20, Earned Atlantic Sun Conference Freshman of the Year honors while scoring 15.1 points per game and hauling in 5.1 rebounds. In 2020-21 season, scored 14.4 points per game with 79 assists.
- Limited to 14 games in the 2021-22 season, Perry still averaged 15.9 points per game.
- In his 74 career games at Stetson, he has scored 1,108 points with 44 games of double-figure scoring.
- His career-high scoring effort was a 30 points on 11-for-18 shooting against Florida Gulf Coast in 2021.
- Out of Oak Ridge High School in Orlando.
- Helped his team to a 2018 Florida State championship.
- Named Second Team All-State by the Florida Association of Basketball Coaches.

(4) Patrick Chew (G, 6-4, 195, Fr., Phoenix, Ariz.)**2022-23**

- Will redshirt this season

Before MSU

- Joins the Racers from Brophy College Prep.
- His team was 25-3 in the 2021-22 season and made it to the semifinals of the Arizona 6A State Tournament and played in the state event for a second consecutive season.
- As a senior in 2021-22, he scored 15.8 points per game, with 6.3 rebounds and 2.9 assists per game in 28 games.
- Was a 49 percent shooter from the field, 36 percent from the 3-point line and 75 percent from the free throw line.
- Helped the Broncos win the 47th annual Father Barry Christmas Classic in Sacramento, California, where he was named Tournament MVP.
- Played three seasons at Brophy Prep and was a two-time Arizona All-State selection in 2021 and 2022.
- Was named Brophy team MVP twice.
- Played AAU basketball with Arizona Select.

(10) Quincy Anderson (G, 6-4, 215, Jr., Oshkosh, Wisc.)**2022-23**

- Scored eight points in the season opener at Saint Louis.
- Made his first MSU start against Lindsey Wilson and scored 10 points with four rebounds, assists and steals.
- Saw action over 38 minutes in Myrtle Beach with 13 points scored.
- Came off the bench vs Illinois State and had a +9 rating on nine points and three rebounds in about 18 minutes played.
- In the Valparaiso win, he grabbed a season-high seven rebounds.
- Hit the clinching 3-point basket vs APSU and finished with 16 points on 5-9 shooting including 2-3 from the 3-point line.
- Reached the 1000-point milestone in the home game vs Bradley as he combined what he accomplished at Minnesota State and Murray State into a career goal.
- At Illinois State, he was a game-changer in his season-high 32:57 on the floor. His stat line was: 6-of-7FG, 2-of-3 3Pt, 1-of-1 FT, 4R and no turnovers

Before MSU

- Joins the Racers after three seasons at Minnesota State Mankato where he played in 73 games and made 42 starts.
- In 2021-22 season, led the Mavericks in scoring with 17.8 points per game and was second with 6.4 rebounds per game.
- Shot 47 percent from the field, 37 percent from the 3-point line and 75 percent from the free throw line.
- Led the team with 31 steals and had 12 games of 20-point scoring with a season-high of 35 points.
- Named to the All-Northern Sun Intercollegiate Conference Team for the second time.
- In 73 career games, scored 884 points for a 12.1 per game average and he is a career 37 percent shooter from the 3-point line (106-285).
- Out of Oshkosh North High School, teamed with Tyrese Haliburton to win a Wisconsin state championship.
- Haliburton went on to play for Coach Prohm at Iowa State, thus the knowledge of Anderson, who went on to play at Minnesota State.

2022-23 MURRAY STATE SEASON PLAYER NOTES

(11) Justin Morgan (G, 6-6, 215, Fr., Memphis, Tenn.)**2022-23**

- Played six minutes in the opener at Saint Louis.
- Hit a pair of threes against Lindsey Wilson for his first points as a Racer.
- Played nine minutes vs Chicago State and grabbed three steals.
- On New Year's Day, scored 15 points to lead the Racers to a win at Evansville on 5-9 from the field with three 3-point baskets. He played a total of 14:20.
- Earning more playing time as the season progresses, Morgan had a big game against Indiana State. In 25:45 of playing time, he scored five points and grabbed seven rebounds.

Before MSU

- Joins Murray State after playing for Coach Preston Butts for the Memphis Home Education Association team.
- A prolific scorer, finished his prep career with 2,870 career points.
- Averaged 20 points per game in his final two seasons.
- Played for Team Thad on the EYBL circuit.
- Same team that former Racer and 2018 Ohio Valley Conference Player of the Year Jonathan Stark played for.
- Morgan's coach for Team Thad was Norton Hurd.

(13) Kenny White, Jr. (F, 6-7, 225, So., Madisonville, Ky.)**2022-23**

- Scored 10 points in the season opener at Saint Louis.
- Had a big week in Myrtle Beach scoring 12.7ppg with 6.0rpg.
- Helped the Racers to a win over Austin Peay with 15 points on 6-9 from the field and six rebounds.
- Scored 13 second half points against Southern Illinois (Dec. 29).
- Had nine rebounds in the first half at UNI.
- Came off the bench vs Belmont at home to score 14 points and grab six rebounds in 33 minutes of action.
- At Illinois State, White was big for the Racers off the bench with 16 points on 7-of-10 from the field. It was his first scoring game of 10 or more points since the Belmont game when he had 14 points (Feb. 1).

Before MSU

- Joins the Racers after competing two seasons at Tennessee Tech where he saw action in 42 games with 25 starts.
- In 2021-22, scored 10.2 points per game, hauled in 3.9 rebounds per game and added 46 assists and 33 steals.
- Became a starter (Jan. 13, 2022) against Belmont and responded with 14 points, five rebounds and three blocked shots.
- Started final 19 games of the season and scored in double-figures 14 times and had a season-high 23 points against SIUE.
- Was a 46 percent shooter from the field and 40 percent from the 3-point line.
- Out of Madisonville-North Hopkins High School, was named All-State First Team by the Lexington Herald-Leader and Louisville Courier-Journal in 2020.

(14) Brian Moore, Jr. (G, 6-3, 180, So., Harlem, N.Y.)**2022-23**

- Has come off the bench for the Racers this season.
- Is 8-of-10 from the field with 14 points & five assists.
- Saw action in all three games in Myrtle Beach, where he was 4-12 from the 3-point line and scored four points and had four assists and eight turnovers.
- Came off the bench to score 10 points in the MTSU game on 2-4 from the field and 6-6 from the free throw line.
- Scored his second double-figure game with 10 points against Bradley at home.
- Added a new MSU high game of 14 points on 5-9 from the field and 4-4 from the free throw line at UNI.
- Against UIC, added another season-best with 21 points on 9-13 from the field with five rebounds and three assists.
- Made his first start of the season at Belmont.
- In his second start at home vs Indiana State, he scored a game-high 19 points on 6-13 FG.
- In his third start vs Southern Illinois, Moore scored 19 points on 7-12 from the field with four 3-point baskets.
- Continues his rise in his fifth-straight start at home vs Belmont with 25 points on 10-14 from the field.
- After the Belmont game, was named as the MVC Player of the Night for the Second time, the first was after the SIU game on the road.

Before MSU

- Joins Murray State from Northeastern Oklahoma A&M.
- In 2022-23 season, started all 30 games and led the Golden Norsemen in scoring with 21.3 points per game and in assists at 5.2 per game.
- Was a 52 percent shooter from the field (240-463) and grabbed 4.2 rebounds per game.
- Had double-figure scoring in 28 games and scored 20 points or more in 15 games.
- His 47 points against Seminole State (Jan. 13, 2022) was the second-best scoring game in school history.
- Selected to the NJCAA D-I All-America Team in 2022.
- Scored 1,064 career points for sixth all-time at NEO.
- His career scoring average of 20.1 points per game places him third at NEO.
- Played prep basketball at Kingston High School.

(22) Sam Murray II (F, 6-8, 190, Fr., Gulfport, Miss.)**2022-23**

- Was a major factor in helping the Racers erase a 10-point deficit in the final three minutes of the first half at Valparaiso.
- at Valpo, ended up playing six minutes with two points on a dunk, with two rebounds and one assist.
- Played six minutes with five points scored in the home game with Bradley.
- Showing the progression made, he came off the bench vs UIC and played a season-high of 13:41 with six points and seven rebounds.

Before MSU

- Joins the Racers from Harrison Central High School.
- In 17 games of the 2021-22 season, scored 17.9 points per game to go with 9.8 rebounds.
- Had a season-best 29-point game against Hazel Green (Dec. 4, 2021) on 10-of-20 from the field.
- Had seven games of scoring 20 or more points in his senior season and seven games of 10 or more rebounds with a season-high of 19 (Feb. 15, 2022) against D'Iberville.
- Played 72 career games for HCHS from 2018-22.
- Had per-game averages of 11.4 points, 7.1 rebounds and 1.3 blocked shots and he was a 70 percent shooter from the field (284-406).

(24) Jacobi Wood (G, 6-2, 185, So., Cleveland, Tenn.)**2022-23**

- Has started the first two games with six assists and two turnovers.
- Had eight rebounds in the season opener at Saint Louis.
- Named to the All-Tournament Team at Myrtle Beach and was the MVC Newcomer of the Week.
- At Myrtle Beach, he scored two career highs with 23 points against Texas A&M and 24 points the next day against UMass.
- Wood was an amazing 25-26 from the free throw line.
- Against Tulsa in the Myrtle Beach 3rd place game, was one rebound from a triple-double with 12 points, nine rebounds and 11 assists.
- (Nov. 22) Named MVC Newcomer of the week. He was the first Racer men's basketball weekly award winner in The Valley.
- Had his second double-double (Dec. 10) at Bellarmine with 11 points and 10 rebounds to go with five assists.
- Scored 20 of his 24 points in the second half as the Racers erased a 15-point halftime deficit to Chicago State with a 66-65 win.
- Produced his fourth game of the season of 20 or more points at Drake with 20 points on 8-14 from the field and 3-6 from the 3-point line.
- Had his fifth game of the season with 20 or more points vs UIC. He scored 21 points and flirted with a triple-double with seven rebounds and assists. He was 8-9 from the field and perfect 3-3 from the 3-point line.
- As the only player that knows what it's like playing for the Racers and Belmont Bruins, Wood scored 12 points in his first game against his old team. He was 5-of-8 from the field, led the Racers with seven rebounds and dished out three assists.
- Once again flirted with a triple-double at home vs Belmont with 8PTS/8REB/8A.
- Tied his career-high with 11 assists at Illinois State.

Before MSU

- Joins the Racers from Belmont where he appeared in 64 career games.
- In 2021-22 season, helped the Bruins to 25 wins while scoring 6.3 points per game to go with 70 assists and 26 steals.
- Hit 40 percent from the field, 33 percent from the 3-point line and 76 percent

2021-22 MURRAY STATE SEASON PLAYER NOTES

from the free throw line.

- Posted seven games of double-digit scoring including a season-high 18 points against UT Martin on 6-of-9 shooting.
- Had a season-high eight assists against Eastern Illinois.
- Racked up 20 games of 10 points or more as a freshman in 2020-21 including an outstanding debut of 21 points against Howard.
- Out of Cleveland High School, was the Tennessee's Mr. Basketball for class 3A in 2020.
- Named All-State by the Tennessee Sports Writers Association and was the Chattanooga Free Press Player of the Year.

(25) Rod Thomas (G, 6-0, 195, So., Paducah, Ky.)

- In 2021-22, saw action in 15 games with 13 points scored.
- Was 3-of-15 from the 3-point line.
- Had an outstanding prep career at Paducah Tilghman High School.
- Topped 1,600 points in his career with the Blue Tornado.
- Was named to the Paducah Sun All-Purchase Team twice.
- His father, Rod, Sr., played for the Racers for two seasons (2000-02) for Coach Tevester Anderson.

(35) Marlon Lestin (F, 6-9, 230, So., Montreal, Quebec)

- Joins the Racers from East Carolina after playing his freshman season.
- In 2021-22 season, appeared in 10 games for a total of 47 minutes.
- Scored two points and grabbed seven rebounds.
- In 2020-21 season, attended Halton Prep, coached by Jedell Foster, in Ontario.
- Scored 12 points and 10 rebounds per game at Halton.
- In 2019-20 season, played at Redemption Christian Academy (N.Y.).
- In 2018-19 season, played at Trinity International in Las Vegas.

(52) Jamari Smith (F, 6-8, 225, Jr., Jonesboro, Ga.)**2022-23**

- Had a 20-point debut as a Racer in the season opener at Saint Louis with five rebounds. Was 3-of-4 from the 3-point line.
- Averaged 16.7 points and 5.7 rebounds at Myrtle Beach, he was on fire from the field in hitting 57 percent on 21-37 attempts.
- Through the first eight games, has been MSU's most consistent player.
- Has never scored less than six field goals in the first eight games this season.
- Had a season-high four assists vs Valparaiso (Dec. 4).
- Grabbed nine rebounds against Southern Illinois (Dec. 29)
- Scored 16 points on 6-10 shooting at UNI.
- Grabbed eight rebounds at home vs Indiana State with 12 points.

Before MSU

- Joins the Racers after three seasons at Queens where he appeared in 82 games with 69 starts.
- In 2021-22 season, led Queens in scoring at 17.9 points per game and 7.1 rebounds per game.
- Was a 51 percent shooter from the field, 38 percent from the 3-point line and he hit 72 percent from the free throw line.
- Added 50 assists, 34 blocked shots and 38 steals.
- Scored in double-figures in all but one of 34 games and scored 33 points against Augusta in the NCAA D-II Tournament when he was 12-of-22 from the field and 4-of-8 from the 3-point line to go with eight rebounds.
- In 2021-22, Queens had a final ranking of No. 4 in NCAA D-II and went 30-4.
- Scored 1,251 career points (15.7ppg) for 13th place all-time at Queens.
- Named to the NABC D-II All-America Team after honored as All-South Atlantic Conference Player of the Year.
- Was Georgia Class-6A Player of the Year in 2019 and was named Georgia All-State by USA Today.
- Led Jonesboro High School to 106 victories in four seasons.
- Scored more than 1,300 career points.

(52) DJ Burns (F, 6-7, 220, Sr., New Orleans, La.)**2022-23**

- Scored his MSU best 20 points in the Lindsey Wilson Game.
- Had six rebounds vs SLU.
- Had a big game in the third place battle with Tulsa on with his career-high in rebounding with 15. It was the best rebounding game in the MVC as of Dec. 5.
- Had his second double-digit rebound game of the season and the seventh of his career at at home vs Illinois State.
- Against Chicago State, he grabbed 14 rebounds with 11 coming on the offensive board to go with 18 points.
- Produced his third double-double of the season at home vs Bradley on 16 points and 10 rebounds as he won the duel with All-MVC forward Rienk Mast of Bradley.
- Scored his fourth double-double of the season at home vs Indiana State with 18 points and 11 rebounds. He was 7-11 from the field and 6-7 from the free throw line.

Before MSU

- After transferring to MSU from Southern, Burns made a positive impact on the team.
- Was a starter in all 34 games in the 2021-22 season.
- Scored 198 points for a per game average of 5.8 to go with a rebound average of 6.3 for eighth place in the OVC.
- Although he didn't qualify to be among the field goal percentage leaders in the OVC, his .575 FG average (77-of-134) was third in the OVC and 26th all-time at Murray State.
- Had six games of 10 or more points with a season-high 19 points vs Campbellsville.
- Was second in the OVC (25th in NCAA 3.15per game) with 107 offensive rebounds behind only Morehead State's Johni Broome at 112.
- Had a career-high 15 rebounds against Middle Tennessee.
- Made his first 11 free throws in MVC play until a miss at home against Indiana State with 30 seconds remaining.

○

Game Information**Opponent:** Evansville Purple Aces **Site (Venue):** Murray, Ky. (CFSB Center)**Date/Game Time:** Saturday, Feb. 18, 2023/3 p.m.**Audio:** WFGS Froggy 103.7FM (PxP: Neal Bradley, Analyst: Kenny Roth)**TV:** ESPN+ (PxP: Jeff Bidwell, Analyst: Kenny Roth)**Live Stats:** GoRacers.com **Twitter In Game:** @MSURacers**MUR Last Game:** Won 76-75 at Illinois State (Feb. 15)**UE Last Game:** Lost at Belmont 95-63 (Feb. 15)**All-Time Series vs. UE:** Racers lead 27-13**First Meeting:** 1943 Racers won at home 60-36 **Last Meeting:** 2023 MSU won at UE 78-61**Last Overtime:** 2019 UE won at home 78-77**Last MSU Win:** 2023 MSU won at UE 78-61 **Last UE Win:** 2019 UE won at home 78-77**Largest MSU Win:** +24 home 1932 (51-27) **Largest MSU Loss:** -32 at UE 2016 (78-46)**Last Five vs UE:** MSU 2-3 **Last 10 vs UE:** MSU 7-3**Next MSU Game:** Feb. 21 at Missouri State **Next MSU Home Game:** Feb. 26 vs Valparaiso**Next UE Game:** Feb. 22 Home vs UIC **Next UE Away Game:** Feb. 26 at Illinois State**GAME DAY & SEASON NOTES****Game Day Notes**

- Today's contest is game 28 of the 30-game regular season and game 18 of the 20-game MVC season.
- MSU has three regular season games remaining this season. The Racers host Evansville Saturday and Valparaiso (Feb. 26). Sandwiched between is a road game (Feb. 23) at Missouri State.
- The Racers are 9-2 at home this season (losses to Southern Illinois and Drake).
- MSU 24-2 at home in the last two seasons.
- The Racers are aiming for their best seed at State Farm Arch Madness (March 2-5) the MVC Tournament in St. Louis where all 12 Valley teams will be participating.
- Murray State's win at Illinois State on Wednesday was their first road win since Jan. 1 at Evansville.
- In the first meeting with the Purple Aces, the Racers jumped in front 15-0, led 41-21, and won 78-61.
- Freshman Justin Morgan enjoyed his best day as a Racer with 14:20 played with 15 points on 5-of-9 from the field and 3-of-6 from the 3-point line.
- The Racers had seven players reach double-figure scoring.

Recapping the Illinois State game.

- The win snapped MSU's 6-game losing skid on the road. Their last road win was at Evansville on New Year's Day.
- Perry's 22 first half points is the best for the Racers this season. JaCobi Wood had 17 at Drake.
- Perry has 20 games of double-digit scoring this season and seven of 20-points or more.
- This was Perry's first 20-point game since the game at UNI (Jan. 10) when he scored 22.
- Perry surpassed the 1,500 points mark for his career that began at Stetson, where he was a 1,000-point player, to Murray State where he leads the Racers in scoring with 399 points and a 14.8ppg average.
- The magic moment for Perry to get 1,500 points came with 4:00 left in the first half when he hit one of his six 3-point baskets for the game.
- Perry is the first MSU player to hit six or more 3-point baskets in a game since Justice Hill hit eight at Belmont (Jan. 15, 2022).
- Perry's 14.8ppg is ninth in the MVC and he is third in The Valley in playing an average of 35.4 minutes per game.
- Perry is 133rd in NCAA Division I with 148 made field goals this season.
- Perry's minutes per game (35:25) is 53rd in the nation, while teammate JaCobi Wood is 15th (36:33).
- Wood's 11 assists was his second double-digit game this season. His first was against Tulsa (Nov. 20) at the Myrtle Beach Invitational. 11 assists is Wood's career-high.
- Anderson was a game-changer in his season-high 32:57 on the floor. His stat line was: 6-of-7FG, 2-of-3 3Pt, 1-of-1 FT, 4R and no turnovers.
- White was big for the Racers off the bench with 16 points on 7-of-10 from the field. It was his first scoring game of 10 or more points since the Belmont game when he had 14 points (Feb. 1).
- Anderson and White off the bench combined for 13-of-17 from the field, 3-of-5 from the 3-point and 31 points, the season-high for MSU for bench points with 31. vs UIC at home, MSU had 30 bench points.
- The Racers saw ISU hit 4-of-4 from 3-point range to start the game, but limited the Redbirds to 4-17 the rest of the way.
- The Racers now lead the all-time series with Illinois State 7-1 and are 2-1 at ISU with one loss there in 2015.

Season Notes

- Rob Perry had the Racers' longest free throw streak of the season halted at 20 in the Missouri State game at home (Jan. 28). The previous long streak was Brian Moore and JaCobi Wood at 16.
- The Racers have five free throw streaks of 12 or more this season.
- MSU's all-time streak was set in 2018 by Jonathan Stark at 39 in a row.

2022-23 Murray State Team Makeup

- Roster Construction:** 7 transfers: 4 D-I, 2 D-II, 1 JUCO, 5 freshmen, 2 returners.
- Five freshmen** - Patrick Chew (Brophy College Prep), Jaxon Edwards (Cathedral), Justin Morgan (Memphis Home Sch. Assoc.), Sam Murray (Harrison), Braxton Stacker (Cardinal Ritter).
- Four D-I Transfers** - Marlon Lestin (E. Carolina), Rob Perry (Stetson), Kenny White, Jr. (Tennessee Tech), Jacobi Wood (Belmont).
- Two D-II Transfers** - Quincy Anderson (Minnesota State) and Jamari Smith (Queens-NC).

MSU CURRENT STREAKS

All Games	W1
Illinois State	
Last Loss: Bradley	
At CFSB Center	L1
Drake	
Last Win: Belmont	
On the Road	W1
Illinois State	
Last Loss: Bradley	
Neutral Floor	W1
Tulsa	
Last loss: UMass	
Non-MVC Home	W25
WSU, SU, MOST, PVAM, JSU, UE, BU, SU, Brescia, SIU, MTSU, KSU, CU, Gville, ISU, Transy, CU, BU, C-ville, MTSU, TWU, Chattanooga, LWC, CSU, APSU	
Last loss: Auburn (12-19-2017)	
Non-MVC Road	L5
Auburn, Saint Louis, UTC, Bellarmine, Middle Tenn.	
Last win: Memphis	
MVC Overall	W1
Illinois State	
Last Loss: Bradley	
MVC Home	L1
Drake	
Last Win: Belmont	
MVC Road	W1
Illinois State	
Last Loss: Bradley	

MSU VS 2022-23 OPPONENTS

Opponent	First	Last	W	L	Str
Saint Louis	1989	2022	0	9	L9
Lindsey Wilson	2022	2022	1	0	W1
Texas A&M	1946	2022	2	0	W2
UMass	2022	2022	0	1	L1
Tulsa	1954	2022	3	1	W3
Chattanooga	1963	2021	7	3	L1
Illinois State	1971	2023	8	1	W6
Valparaiso	1999	2022	2	3	W1
Bellarmine	2021	2022	1	1	L1
Chicago State	2003	2022	2	0	W2
Austin Peay	1941	2022	92	45	W3
Middle Tenn.	1930	2022	108	37	L1
Southern Illinois	1929	2022	19	20	L2
Evansville	1943	2023	27	13	W1
Bradley	1962	2023	8	8	L1
Drake	1938	2023	2	3	L3
UNI	2023	2023	0	1	L1
UIC	2006	2023	2	1	W1
Belmont	1986	2023	12	13	W1
Indiana State	1945	2023	4	8	L2
Missouri State	1943	2023	4	3	L1

- Quincy Anderson's chase to be a career 1,000-point scorer saw him reach the magic number (Jan. 4) with an offensive rebound and score with 15:26 remaining in the game vs Bradley.
- Anderson makes four 1000-Point Club players for the Racers currently and all are a mixture of their time with MSU and their school they competed at prior. The other MSU 1000-Point players are Jamari Smith, Brian Moore, Jr., and Rob Perry.
- DJ Burns had back-to-back double-digit scoring games for the first time since the Tulsa and Chattanooga games this season against Chicago State (Dec. 13) and Austin Peay (Dec. 16). It led to him being named MVC Player of the Week.
- Burns' big week included (15pts (7-10FG), 8reb, 1blk vs Chicago State) and (18pts (6-8FG), 14reb, 2blk vs Austin Peay).
- His total for the week were: 33pts (16.5ppg), 13-18FG (.722), 7-11FT (63%), 22reb (11.0), 1A, 3blk.
- In 25 years of MSU basketball in the CFSB Center, the 15-point halftime deficit overcome to win at home vs Chicago State (Dec. 13) is the record for the arena.
- In 2005 MSU trailed by 14 points at half (38-24) to Austin Peay, but the won the game 82-73 (02-12-2005).
- In 2003, Southern Illinois had the Racers down by 13 points at halftime (38-25), but the Racers came back to win 68-64 (12-17-2003).
- Last December (12-10-21), the Racers trailed at Memphis by 14 points (40-26), but a second half of 10 made 3-point baskets enabled them to win 74-72
- In 2007, the Racers trailed Tennessee State in Nashville by 16 points at halftime (42-26), but came back to win 86-83 in overtime (01-04-2007).
- JaCobi Wood flirted with a triple-double (Nov. 21) vs Tulsa where he ended with 12pts/8reb/11a.
- Wood's 11 assists vs Tulsa is the season-high so far in The Valley.
- The win at home vs Illinois State was MSU's first home OT win since 2015 vs Eastern Kentucky.
- MSU's win at Valparaiso (Dec. 4) was their first road OT win since 2020 at Southeast Missouri.
- The last time MSU won back-to-back OT games was in 2015 in the mentioned game vs ECU and another

2022-23 NCAA D-I Wins

(teams in D-I for at least 25 yrs)

Rk	School	1st Yr.	Wins
38.	Tennessee	1908-09	1,718
39.	Oklahoma St.	1907-08	1,716
40.	Dayton	1903-04	1,712
41.	Murray State	1925-26	1,707
42.	Georgetown	1906-07	1,706
43.	Kansas State	1902-03	1,695
44.	Virginia	1906-06	1,694
45.	Marquette	1916-17	1,684
46.	USC	1906-07	1,676
47.	Akron	1901-02	1,671

2022-23 NCAA D-I Win Percentage

Rk	School	1st Yr.	Pct
9.	W. Kentucky	1914-15	.660
10.	Villanova	1920-21	.659
11.	VCU	1970-71	.652
12.	Murray State	1925-26	.650
13.	Louisville	1911-12	.649
14.	Notre Dame	1896-97	.645
15.	Norfolk State	1953-54	.644
16.	Arkansas	1923-24	.642
17.	Illinois	1905-06	.641
18.	St. John's	1907-08	.640

SPECIALTY STATS

POT - Points off turnovers PIP - Points in Paint
2ND - Second Chance Points FB - Fast break
Points POB - Points Of The Bench

Opp	POT	PIP	2ND	FB	Bench
SLU	17	28	12	12	17
LWU	24	48	7	23	22
TXAM	15	28	4	24	10
UMass	8	24	11	9	23
Tulsa	17	40	16	18	14
UTC	10	28	14	4	2
ILST	13	28	6	8	9
VALPO	16	32	10	7	7
BU	15	16	16	4	13
CSU	15	34	18	5	12
APSU	17	38	9	19	16
MTSU	10	24	4	12	23
SIU	4	16	6	6	6
UE	15	38	6	20	25
BRD	16	36	14	11	18
DRK	13	32	2	8	24
UNI	9	20	9	10	8
UIC	16	50	11	9	30
BEL	7	34	15	2	15
ISU	12	38	16	13	9
SIU	19	24	11	12	11
MSU	2	30	16	6	9
BEL	17	28	5	10	8
ISU	4	24	6	0	9
DRK	7	24	16	7	16
BRD	2	14	0	5	8
ILST	9	36	6	5	31
UE					
MSU					
VALPO					

Racer Basketball By The Numbers

- NBA Rookie of the Year Award winner. Ja Morant in 2020.
- NBA Draft selections since 2013. Isaiah Canaan to Rockets in 2013, Cameron Payne to OKC in 2015 and Ja Morant to Grizzlies in 2019.
- Freshman of the Year Awards - Ivan Aska (2009), Isaiah Canaan (2010) & Cameron Payne (2014) (OVC)
- NCAA wins-NC State (1988), Vanderbilt (2010), Colorado State (2012), Marquette (2019), San Francisco (2022)
- National Invitational Tournament appearances - 2015 quarterfinalist.
- Consecutive coaches that have led MSU to the NCAA Tournament (Newton, Edgar, Gottfried, Anderson, Cronin, Kennedy, Prohm and McMahon)
- Retired numbers - Most recent - Isaiah Canaan in 2018 & Ja Morant in 2020
- League scoring champions - KJ Williams in 2021-22 (OVC)
- Head coaches - Steve Prohm named HC for second time March 28, 2022
- Tournament Championships - MSU in 2022 (OVC)
- NCAA Tournament appearances - MSU in 2022
- MSU All-America selections - Ja Morant in 2019
- Player of the Year Awards - KJ Williams 2022 (OVC)
- Total NBA Draft selections - Ja Morant in 2019
- Regular season championships (OVC)
- MSU Hall of Fame members from men's basketball - Paul King in 2022
- Winning seasons - Since 1987 MSU Has 32 winning seasons in last 34

FUTURE RACERS - 2023 SIGNING CLASS



John McCrear - F - 6-9 - Woodford County HS - Detroit, Mich.

- Playing for Coach Jaron Brown.
- 2021-22 season, led WCHS to 21 wins and a district championship.
- Averaged 12 points per game, 7.0 rebounds and led his team in blocked shots.



Lawrent Rice - G - 6-3 - Wayne HS - Huber Heights, Ohio

- Playing for Coach Nate Martindale.
- Goes into his senior season as a 1,000-point scorer after he averaged 20.8 points per game in his junior season in 2021-22.
- Led Greater Western Ohio Conference in scoring and Ohio Second Team All-State.

SEASON RECORDS

Statistic	19-20	20-21	21-22	22-23
Home	15-0	9-4	15-0	9-2
Road	6-6	4-8	11-1	3-10
Neutral Floor	2-3	0-1	4-1	2-1
Lead Halftime	20-2	13-4	22-0	10-2
Trailing Half	2-6	0-8	7-2	3-11
Tied at Half	0-1	0-0	1-0	
Lead/Tied 5:00 left	21-2	12-2	28-0	10-4
Trailing 5:00 left	2-6	0-9	2-2	3-9
Overtime Games	1-1	0-0	1-0	2-0
Decided +5 or less	6-5	0-6	7-0	5-5
Opp scores -70	16-3	10-3	24-1	6-5
Opp scores 70+	5-6	3-9	6-1	7-9
MSU shoots 50%	10-1	11-1	13-0	5-1
MSU shoots -50%	15-8	1-10	17-2	8-13
Opp. shoots 50%	1-1	0-4	3-0	1-5
Opp. shoots -50%	18-10	12-2	24-1	12-8
MSU more threes	11-3	10-3	15-0	5-0
MSU less threes(tied)	11-6	2-9	15-2	8-13
MSU more reb	19-4	11-4	26-0	8-5
MSU less reb	4-5	2-7	4-1	5-7
November	4-3	1-0	6-1	3-3
December	3-2	3-4	5-1	4-3
January	9-0	3-4	9-0	4-5
February	6-3	6-4	8-0	2-3
March	1-1	0-1	2-0	

- three weeks apart at SEMO. Those two OT wins were part of MSU's school-record 25 consecutive wins.
- Beginning with their win in overtime last March at the NCAA Tournament over San Francisco, the Racers have won their last three OT games.
- The Racers are 5-2 their last seven overtime games since they defeated Tennessee Tech in two OTs at the Ohio Valley Conference Tournament in 2017.
- SIU ended MSU's home win streak at 20 on Dec. 29.
- It marks the seventh time in 98 collegiate seasons that MSU has won 20 or more games consecutively at home.
- An unusual stat line for the Racers in the SIU game included the team only recording six assists and were only able to force the Salukis into four turnovers.
- SIU's four turnovers was the fewest the Racers have forced since Austin Peay only had five at MSU on 02-14-2019.
- The Racers and Salukis combined for 49 first half points. The last time MSU played a first half with less than 50 combined points was at Missouri State (12-03-19) when there was 47 points scored as the Bears led the Racers 25-22.
- With their home non-conference schedule completed, the Racers have won 25-straight games against non-league opponents since their last loss in 2017 to Auburn.

Missouri Valley Season Notes

- It was a historic night when the Racers hosted Illinois State in their MVC inugural game (Dec. 1) The Racers won in overtime and Belmont beat Valparaiso.
- These wins mark the first time since Dec. 10, 1994, that a new MVC member won its first league basketball game (Evansville beat Illinois State that year.)
- 5,471 watched the Racers' first MVC game, which was the most-attended conference opener in The Valley this season.
- Murray State became just the sixth first-year MVC member since WWII to win its first two conference games, and the Racers are the first to win the first two in overtime.
- The Racers' 88-79 win (Nov. 17) over No. 24 Texas A&M at the Myrtle Beach Invitational was the MVC's first over a ranked team this season. Drake was the second MVC team to knock off a ranked team (Dec. 20) when they defeated No. 15 Mississippi State.
- Trailing by 22 points in the first 11 minutes of play (30-8) at home vs Chicago State, MSU came back to beat the Cougars 66-65 (Dec. 13). MSU's win is tied with the fourth-best comeback in MVC history.
- A 28-point deficit comeback by Bradley against New Mexico State in 1977 is the record.

MVC Home Opening Night Attendance		
Opp	Home	Total
Illinois State	Murray State	5,471
SIU	Evansville	4,286
Indiana State	Southern Illinois	4,126
UNI	Bradley	4,043
Bradley	Missouri State	3,582
Drake	Indiana State	3,459
Belmont	Illinois State	3,165
Evansville	UNI	2,983
UIC	Drake	2,860
Valparaiso	Belmont	2,056
Murray State	Valparaiso	1,445
Missouri State	UIC	1,174

Missouri Valley Preseason Notes

- On July 1, 2022, after being a founding member of the Ohio Valley Conference in 1948 and spending 74 years in the league, the Racers became official members of the Missouri Valley Conference.
- For the first time, the MVC will have 12 schools after the first time of inviting three new members for the same season as Belmont and UIC join the MVC with the Racers.
- In 2022-23, MVC teams will play a 20-game league schedule for the first time, with two Conference games taking place the week after Thanksgiving. Teams will play nine opponents twice, and the other two league teams once each (one home, one away).
- There are five coaches that are coaching in the MVC for the first time. Steve Prohm (Murray State), Ryan Pedon (Illinois State) and David Ragland (Evansville) are in their first season with their teams and Belmont's Casey Alexander and UIC's Luke Yaklich are also coaching in The Valley for the first time.
- In the 2022-23 preseason, it was noted that the league's 12 schools have a combined 22 starters returning (of 60 possible), giving the MVC its lowest percentage of returning starters in at least 20 seasons at 36.7 percent. Only three previous times since 2003-04 has the league returned fewer than 50 percent of its starting lineups from the previous season (44 percent in 2013-14; 46 percent in 2008-09; and 48 percent in 2007-08). Four schools (Bradley, Drake, Indiana State, and Southern Illinois) have more starters returning than those not returning.
- The MVC has combined for 20 wins in the NCAA Tournament in the past nine NCAA championships and has earned multiple bids 16 times since 1994. Since 2010, The Valley has had two Final Four appearances.
- Tucker DeVries (Drake) is one of four MVC student-athletes playing for their fathers in men's basketball, joining Hunter Jacobson (UNI), Jaden Schertz (Indiana State), and Griffin Yaklich (UIC).

Racer Tradition Among the Best

- As the 2022-23 season begins, the Racers are ranked among the best of the best in success and longevity.
- In the group of schools that have played at least 25 years at the Division I level, the Racers are 41st in all-time wins and 12th in winning percentage.. MSU was 1,707-919 (.650) at the start of the season.

Prohm Returns For Second Era

- Coach Matt McMahon left after sevens seasons at MSU for LSU and the person who hired him as an assistant in 2011, Steve Prohm, is back for his fifth season and second run as the MSU head coach.
- Since late March, Prohm hired a staff and signed 12 new players for a 14-player roster.
- Prohm was head coach at Iowa State from 2015-21.

NCAA D-I NEW HEAD COACHES

Coach	Team	League
Matt McKillop	Davidson	A-10
Chris Caputo	George Washington	A-10
Frank Martin	UMass	A-10
Keith Uργο	Fordham	A-10
Fran Dunphy	LaSalle	A-10
Archie Miller	Rhode Island	A-10
Mike Schwartz	East Carolina	AAC
Jon Scheyer	Duke	AAC
Rob Lanier	SMU	AAC
Eric Konkol	Tulsa	AAC
Kenny Payne	Louisville	ACC
Chris Markwood	Maine	Am. East
Levelle Sanders	Binghamton	Am. East
Pat Chambers	Florida Gulf Coast	ASUN
Sean Miller	Xavier	Big East
Thad Matta	Butler	Big East
Shaheen Holloway	Seton Hall	Big East
Kyle Neptune	Villanova	Big East
David Patrick	Sacramento State	Big Sky
Eric Duft	Weber State	Big Sky
G.G. Smith	High Point	Big South
Phillip Shumpert	North Carolina A&T	Big South
Trent Johnson	Cal St. Northridge	Big West
Kevin Willard	Maryland	Big-12
Jerome Tang	Kansas State	Big-12
Billy Taylor	Elon	Colonial
Talvin Hester	Louisiana Tech	CUSA
Bart Lundy	Milwaukee	Horizon
Daniyal Robinson	Cleveland State	Horizon
Bashir Mason	St. Peter's	MAAC
Michael Lewis	Ball State	MAC
Dwayne Stephens	Western Michigan	MAC
Travis Steele	Miami (Ohio)	MAC
Erik Martin	South Carolina State	MEAC
Ryan Pedon	Illinois State	MVC
Steve Prohm	Murray State	MVC
David Ragland	Evansville	MVC
Donald Copeland	Wagner	NEC
Rod Strickland	Long Island	NEC
Tobin Anderson	Fairleigh Dickinson	Northeast
Mike Jordan	Lafayette	Patriot
Chris Jans	Mississippi State	SEC
Dennis Gates	Missouri	SEC
Matt McMahon	LSU	SEC
Mike White	Georgia	SEC
Lamont Paris	South Carolina	SEC
Ed Conroy	The Citadel	Southern
Dan Earl	Chattanooga	Southern
Andrew Wilson	VMI	Southern
Corey Gipson	Northwestern St.	Southland
Eric Peterson	South Dakota	Summit
Chris Crutchfield	Omaha	Summit
Marvin Menzies	Kansas City	Summit
Jonas Hayes	Georgia State	Sun Belt
George Ivory	MVSU	SWAC
Mo Williams	Jackson State	SWAC
Otis Hughley Jr.	Alabama A&M	SWAC
Tony Madlock	Alabama State	SWAC
Chris Victor	Seattle	WAC
Greg Heiar	New Mexico State	WAC
Chris Gerlufsen	San Francisco	WCC
Steve Lavin	San Diego	WCC

2022-23 MURRAY STATE MEN'S BASKETBALL

MISSOURI VALLEY CONFERENCE

MISSOURI VALLEY CONFERENCE 2022-23 STANDINGS (Feb. 16)

I----- MVC -----I						----- Overall -----I						
SCHOOL	MVC	PCT.	H	A	STR	ALL	PCT.	H	A	N	L10	STR
Drake	13-4	.765	7-1	6-3	W8	22-6	.786	12-1	6-5	4-0	9-1	W8
Bradley	13-4	.765	8-1	5-3	W7	20-8	.714	14-1	6-4	0-3	8-2	W7
Southern Illinois	12-5	.706	7-1	5-4	W1	20-8	.714	12-1	7-6	1-1	7-3	W1
Belmont	12-5	.706	8-1	4-4	W2	19-9	.679	11-2	6-6	2-1	7-3	W2
Indiana State	12-5	.706	6-2	6-3	W6	19-9	.679	10-3	7-5	2-1	6-4	W6
Missouri State	10-7	.588	6-2	4-5	L1	14-13	.519	9-3	4-8	1-2	6-4	L1
Murray State	9-8	.529	6-2	3-6	W1	14-13	.519	9-2	3-10	2-1	5-5	W1
UNI	8-9	.471	5-4	3-5	L6	12-15	.444	8-7	3-6	1-2	3-7	L6
Valparaiso	5-12	.294	3-6	2-6	L1	11-17	.393	8-6	2-10	1-1	5-5	L1
Illinois State	5-12	.294	4-5	1-7	L4	10-18	.357	7-7	3-7	0-4	2-8	L4
UIC	2-15	.118	2-6	0-9	L3	10-18	.357	6-7	2-11	2-0	1-9	L3
Evansville	1-16	.059	1-8	0-8	L2	5-23	.179	3-9	1-12	1-2	1-9	L2

MSU TRENDS VS MVC TEAMS

ALL GAMES

Most Recent Game						Last Opposite Result				
Opponent	Streak	Date	W/L	H/A	Score	Date	W/L	H/A	Score	
Illinois State	Won 6	02-15-23	Won	Away	76-75	12-13-15	Lost	Away	63-61	
Indiana State	Lost 1	02-04-23	Lost	Away	99-56	02-23-08	Lost	Home	79-62	
Bradley	Lost 1	02-11-23	Lost	Away	83-48	01-04-23	Won	Home	67-58	
Evansville	Won 1	01-01-23	Won	Away	78-61	12-21-19	Lost	Away	78-77OT	
UIC	Won 1	01-24-23	Won	Home	81-64	11-28-06	Lost	Away	74-68	
Valparaiso	Won 1	12-04-22	Won	Away	77-70OT	11-29-14	Lost	Neutral	93-58	
Belmont	Won 1	02-01-23	Won	Home	83-82	01-17-23	Lost	Home	80-65	
Missouri State	Won 1	01-28-23	Won	Home	74-71	12-03-19	Lost	Away	71-69	
UNI	Lost 1	01-10-23	Lost	Away	75-67	None				
Drake	Lost 3	02-07-23	Lost	Home	92-68	11-30-14	Won	Neutral	68-59	
Southern Illinois	Lost 2	01-24-23	Lost	Away	68-64	11-19-19	Won	Home	79-66	

HOME GAMES

Most Recent Game						Last Opposite Result				
Opponent	Streak	Date	W/L	H/A	Score	Date	W/L	H/A	Score	
Illinois State	Won 4	12-01-22	Won	Home	70-67OT	MSU is 4-0 all-time				
Belmont	Won 3	02-01-23	Won	Home	83-82	01-30-21	Lost	Home	72-71	
Bradley	Won 2	01-04-23	Won	Home	67-58	12-10-63	Lost	Home	85-78	
UIC	Won 2	01-14-23	Won	Home	81-64	MSU 2-0 all-time				
Evansville	Won 1	12-18-18	Won	Home	66-64	12-05-15	Lost	Home	85-81 OT	
Missouri State	Won 2	01-28-23	Won	Home	74-71	MSU is 2-0 all-time				
Indiana State	Won 1	01-21-23	Won	Home	82-73	02-23-08	Won	Home	79-62	
Southern Illinois	Lost 1	12-29-22	Lost	Home	63-87	11-19-19	Won	Home	79-66	
Valparaiso	Lost 1	12-29-12	Lost	Home	66-64	Valpo is 1-0 all-time				
Drake	Lost 1	02-07-23	Lost	Home	92-68	Drake is 1-0 all-time				
UNI	None									

AWAY GAMES

Most Recent Game						Last Opposite Result				
Opponent	Streak	Date	W/L	H/A	Score	Date	W/L	H/A	Score	
Illinois State	Won 3	02-15-23	Won	Away	76-75	12-13-15	Lost	Away	63-61	
Valparaiso	Won 1	12-04-22	Won	Away	77-70OT	11-08-13	Lost	Away	77-74	
Indiana State	Lost 1	02-04-23	Lost	Away	99-56	11-26-08	Won	Away	67-61	
Evansville	Won 1	01-01-23	Won	Away	78-61	12-21-19	Lost	Away	78-77OT	
Belmont	Lost 1	01-17-23	Lost	Away	80-65	01-15-22	Won	Away	82-60	
Bradley	Lost 2	02-11-23	Lost	Away	83-48	12-19-81	Won	Away	58-56	
UIC	Lost 1	11-28-06	Lost	Away	74-68	UIC leads 1-0 all-time				
Missouri State	Lost 1	12-03-19	Lost	Away	71-69	Bears are 3-0 all-time				
Southern Illinois	Lost 2	01-24-23	Lost	Away	68-64	12-12-18	Won	Away	80-52	
UNI	Lost 1	01-10-23	Lost	Away	75-67	None				
Drake	Lost 1	01-07-23	Lost	Away	82-64	None				

MVC PRESEASON POLL

2022-23 Predicted Order of Finish

1.	Drake (52)	646
2.	Bradley (1)	542
3.	Southern Illinois (1)	537
4.	Missouri State	418
5.	UNI	416
6.	Belmont	388
7.	Indiana State	344
8.	Murray State	324
9.	Valparaiso	234
10.	Illinois State	186
11.	UIC	109
12.	Evansville	68

Poll determined by panel of league SIDs, media, and coaches.

MVC PRESEASON TEAM

FIRST TEAM

Tucker DeVries, Drake (MVP)
 Marcus Domask, Southern Illinois
 Ben Krikke, Valparaiso
 Rienk Mast, Bradley
 Roman Penn, Drake
 Ben Sheppard, Belmont

SECOND TEAM

Bowen Born, UNI
 Donovan Clay, Missouri State
 Lance Jones, Southern Illinois
 Cooper Neese, Indiana State
 Garrett Sturtz, Drake

THIRD TEAM

Cameron Henry, Indiana State
 Kobe King, Valparaiso
Rob Perry, Murray State
 Austin Phyfe, UNI
 D.J. Wilkins, Drake

MVC WEEKLY AWARDS

11/21	JaCobi Wood	Newcomer of the Week
12/05	Rob Perry	Player of the Week
12/19	DJ Burns	Player of the Week

RECENT MVC CHAMPIONS

Season	Regular	Rec	Tournament
2001-02	CU/SIU	14-4	Creighton
2002-03	Southern Illinois	16-2	Creighton
2003-04	Southern Illinois	17-1	UNI
2004-05	Southern Illinois	15-3	Creighton
2005-06	Wichita State	14-4	Southern Illinois
2006-07	Southern Illinois	15-3	Creighton
2007-08	Drake	15-3	Drake
2008-09	UNI/CU	14-4	UNI
2009-10	UNI	15-3	UNI
2010-11	Missouri State	15-3	Indiana State
2011-12	Wichita State	16-2	Creighton
2012-13	Creighton	13-5	Creighton
2013-14	Wichita State	18-0	Wichita State
2014-15	Wichita State	17-1	UNI
2015-16	Wichita State	16-2	UNI
2016-17	Illinois State/WSU	17-1	Wichita State
2017-18	Loyola	15-3	Loyola
2018-19	Drake/Loyola	12-6	Bradley
2019-20	UNI	14-4	Bradley
2020-21	Loyola	16-2	Loyola
2021-22	UNI	14-4	Loyola

2022-23 MURRAY STATE MEN'S BASKETBALL

THE VALLEY COMPOSITE SCHEDULE

Thursday	Dec. 29	*Valparaiso at Drake	CBS Sports Network	Des Moines, Iowa	8:00 p.m.
Thursday	Dec. 29	*Evansville at Indiana State	The Valley on ESPN	Terre Haute, Ind.	6:00 p.m.
Thursday	Dec. 29	*Southern Illinois at Murray State	The Valley on ESPN	Murray, Ky.	7:00 p.m.
Saturday	Dec. 31	*UIC at Bradley	MVC TV Network	Peoria, Ill.	1:00 p.m.
Saturday	Dec. 31	*UNI at Illinois State	The Valley on ESPN	Normal, Ill.	2:00 p.m.
Sunday	Jan. 1	*Drake at Missouri State	The Valley on ESPN	Springfield, Mo.	2:00 p.m.
Sunday	Jan. 1	*Indiana State at Valparaiso	The Valley on ESPN	Valparaiso, Ind.	1:00 p.m.
Sunday	Jan. 1	*Murray State at Evansville	The Valley on ESPN	Evansville, Ind.	1:00 p.m.
Sunday	Jan. 1	*Belmont at Southern Illinois	The Valley on ESPN	Carbondale, Ill.	
Wednesday	Jan. 4	*Belmont at UIC	The Valley on ESPN	Chicago, Ill.	7:00 p.m.
Wednesday	Jan. 4	*Indiana State at Illinois State	The Valley on ESPN	Normal, Ill.	7:00 p.m.
Wednesday	Jan. 4	*Evansville at Missouri State	The Valley on ESPN	Springfield, Mo.	7:00 p.m.
Wednesday	Jan. 4	*Bradley at Murray State	The Valley on ESPN	Murray, Ky.	7:00 p.m.
Wednesday	Jan. 4	*Drake at Southern Illinois	The Valley on ESPN	Carbondale, Ill.	7:00 p.m.
Wednesday	Jan. 4	*UNI at Valparaiso	The Valley on ESPN	Valparaiso, Ind.	6:00 p.m.
Saturday	Jan. 7	*Missouri State at Belmont	Wildcard - Network TBA	Nashville, Tenn.	TBA
Saturday	Jan. 7	*Murray State at Drake	Wildcard - Network TBA	Des Moines, Iowa	TBA
Saturday	Jan. 7	*Illinois State at Evansville	Wildcard - Network TBA	Evansville, Ind.	TBA
Saturday	Jan. 7	*UIC at Indiana State	Wildcard - Network TBA	Terre Haute, Ind.	TBA
Saturday	Jan. 7	*Southern Illinois at UNI	Wildcard - Network TBA	Cedar Falls, Iowa	TBA
Saturday	Jan. 7	*Valparaiso at Bradley	Wildcard - Network TBA	Peoria, Ill.	TBA
Tuesday	Jan. 10	*Belmont at Valparaiso	The Valley on ESPN	Valparaiso, Ind.	6:00 p.m.
Tuesday	Jan. 10	*Drake at UIC	The Valley on ESPN	Chicago, Ill.	7:00 p.m.
Tuesday	Jan. 10	*Murray State at UNI	Panther Sports Network	Cedar Falls, Iowa	7:00 p.m.
Wednesday	Jan. 11	*Missouri State at Illinois State	The Valley on ESPN	Normal, Ill.	7:00 p.m.
Wednesday	Jan. 11	*Southern Illinois at Indiana State	The Valley on ESPN	Terre Haute, Ind.	6:00 p.m.
Wednesday	Jan. 11	*Evansville at Bradley	The Valley on ESPN	Peoria, Ill.	7:00 p.m.
Saturday	Jan. 14	*Bradley at Drake	Wildcard - Network TBA	Des Moines, Iowa	TBA
Saturday	Jan. 14	*Valparaiso at Evansville	Wildcard - Network TBA	Evansville, Ind.	TBA
Saturday	Jan. 14	*UIC at Murray State	Wildcard - Network TBA	Murray, Ky.	TBA
Saturday	Jan. 14	*UNI at Belmont	Wildcard - Network TBA	Nashville, Tenn.	TBA
Saturday	Jan. 14	*Illinois State at Southern Illinois	Wildcard - Network TBA	Carbondale, Ill.	TBA
Sunday	Jan. 15	*Indiana State at Missouri State	The Valley on ESPN	Springfield, Mo.	2:00 p.m.
Tuesday	Jan. 17	*Murray State at Belmont	CBS Sports Network	Nashville, Tenn.	8:00 p.m.
Tuesday	Jan. 17	*Evansville at Southern Illinois	The Valley on ESPN	Carbondale, Ill.	7:00 p.m.
Tuesday	Jan. 17	*UIC at Valparaiso	The Valley on ESPN	Valparaiso, Ind.	6:00 p.m.
Wednesday	Jan. 18	*Bradley at Indiana State	The Valley on ESPN	Terre Haute, Ind.	6:00 p.m.
Wednesday	Jan. 18	*Missouri State at Drake	MVC TV Network	Des Moines, Iowa	7:00 p.m.
Wednesday	Jan. 18	*Illinois State at UNI	The Valley on ESPN	Cedar Falls, Iowa	7:00 p.m.
Saturday	Jan. 21	*Belmont at Bradley	Wildcard - Network TBA	Peoria, Ill.	TBA
Saturday	Jan. 21	*Drake at Evansville	Wildcard - Network TBA	Evansville, Ind.	TBA
Saturday	Jan. 21	*Indiana State at Murray State	Wildcard - Network TBA	Murray, Ky.	TBA
Saturday	Jan. 21	*UNI at UIC	Wildcard - Network TBA	Chicago, Ill.	TBA
Saturday	Jan. 21	*Southern Illinois at Missouri State	Wildcard - Network TBA	Springfield, Mo.	TBA
Saturday	Jan. 21	*Valparaiso at Illinois State	Wildcard - Network TBA	Normal, Ill.	TBA
Tuesday	Jan. 24	*Indiana State at Drake	CBS Sports Network	Des Moines, Iowa	8:00 p.m.
Tuesday	Jan. 24	*UIC at Missouri State	The Valley on ESPN	Springfield, Mo.	7:00 p.m.
Tuesday	Jan. 24	*Murray State at Southern Illinois	The Valley on ESPN	Carbondale, Ill.	7:00 p.m.
Wednesday	Jan. 25	*Belmont at Evansville	The Valley on ESPN	Evansville, Ind.	7:00 p.m.
Wednesday	Jan. 25	*Illinois State at Bradley	MVC TV Network	Peoria, Ill.	7:00 p.m.
Wednesday	Jan. 25	*Valparaiso at UNI	The Valley on ESPN	Cedar Falls, Iowa	7:00 p.m.

2022-23 MURRAY STATE MEN'S BASKETBALL

ASSOCIATED PRESS TOP-25

Rk	Team	Rec	(Feb. 13) Pts	Prev
1	Alabama (38)	22-3	1,523	3
2	Houston (22)	23-2	1,503	2
3	Purdue (2)	23-3	1,408	1
4	UCLA	21-4	1,302	7
5	Kansas	20-5	1,283	9
6	Texas	20-5	1,214	5
7	Virginia	19-4	1,212	8
8	Arizona	22-4	1,139	4
9	Baylor	19-6	1,072	14
10	Tennessee	19-6	896	6
11	Marquette	20-6	815	10
12	Kansas State	19-6	790	12
13	Gonzaga	21-5	761	16
14	Indiana	18-7	717	18
15	Miami (FL)	20-5	693	19
16	Xavier	19-6	642	13
17	Saint Mary's (CA)	22-5	567	15
18	Creighton	17-8	517	23
19	Iowa State	16-8	396	11
20	UConn	19-7	358	21
21	San Diego State	20-5	271	25
22	TCU	17-8	204	17
23	NC State	20-6	140	22
24	Providence	18-7	136	20
25	Florida Atlantic	24-2	117	NR

Receiving Votes: Missouri 114, Northwestern 96, Illinois 84, Pittsburgh 82, Nevada 36, Oklahoma State 23, **Texas A&M 16**, Oral Roberts 9, Iowa 5, Arkansas 4, Rutgers 2, Charleston 1, Maryland 1, Boise State 1

USA TODAY COACHES TOP-25

Rk	Team	Rec	(Feb. 13) Pts	Prev
1	Alabama	22-3	782	3
2	Houston	23-2	775	2
3	Purdue	23-3	728	1
4	UCLA	21-4	679	7
5	Texas	20-5	642	6
6	Virginia	19-4	634	9
7	Kansas	20-5	624	8
8	Arizona	22-4	554	4
9	Baylor	19-6	549	12
10	Marquette	20-6	455	10
11	Tennessee	19-6	438	5
12	Gonzaga	21-5	368	16
13	Miami-Florida	20-5	360	20
14	Kansas State	19-6	354	11
15	Indiana	18-7	346	18
16	Xavier	19-6	328	15
17	Saint Mary's	22-5	305	14
18	Iowa State	16-8	238	13
19	Creighton	17-8	226	NR
20	San Diego St.	20-5	158	23
21	Providence	18-7	151	17
22	NC State	20-6	128	22
23	Connecticut	19-7	119	21
24	Texas Christian	17-8	78	19
25	Texas A&M	18-7	65	NR

Receiving votes: Northwestern 54; Florida Atlantic 49; Illinois 41; Pittsburgh 35; Rutgers 21; Clemson 21; Maryland 20; Oklahoma State 15; Missouri 15; Nevada 13; Auburn 13; Duke 12; Iowa 4; Charleston 2; Oral Roberts 1.

COLLEGE INSIDER MID-MAJOR TOP-25

Rk	Team	Rec	(Feb. 13) Pts	Prev
1	Saint Mary's (24)	22-5	766	1
2	Gonzaga (7)	21-5	751	2
3	Oral Roberts	23-4	683	4
4	Charleston	24-3	659	5
5	Southern Miss	23-4	638	6
6	Drake	21-6	599	7
7	Kent State	20-5	568	8
8	Louisiana	20-6	508	3
9	UC Santa Barbara	20-4	456	9
10	Furman	21-6	443	10
11	Liberty	21-6	438	11
12	Marshall	21-6	409	12
13	Hofstra	19-8	379	15
14	Toledo	19-6	352	16
15	Utah Valley	20-6	340	17
16	Southern Illinois	19-8	246	13
17	Eastern Washington	19-7	208	23
18	Sam Houston	18-6	201	22
19	UNCW	20-7	192	14
20	Santa Clara	19-8	185	20
21	Bradley	19-8	136	NR
22	Southern Utah	17-9	128	19
23	Iona	18-7	93	24
24	Loyola Marymount	17-10	83	NR
25	Kennesaw State	20-7	76	NR

RECEIVING VOTES: Yale 68, Akron 61, **Belmont 47**, Colgate 36, UC Irvine 35, Ball State 34, Milwaukee 34, Vermont 33, Youngstown State 26, UNC Asheville 23, James Madison 20, Samford 18, Norfolk State 16, Towson 15, Seattle 12, UMass-Lowell 11, Radford 9, UConn 8, BYU 7, **Indiana State 7**, Montana State 7, Northwestern State 6, Hawaii 2, Princeton 2, Cornell 1.

NCAA NET RANKINGS

Murray State Opponents NCAA Net Rankings

	D/5	D/12	D/19	D/26	J/2	J/12	J/19	J/24	J/30	F/8	F/12	F/20	F/27	M/6	M/13
Missouri Valley Conference															
Murray State	103	141	166	178	179	178	183	174	170	206	216				
Belmont	169	206	179	147	153	131	131	116	127	128	124				
Bradley	78	71	80	63	61	62	69	75	77	73	63				
Drake	58	90	104	86	100	98	97	90	79	78	72				
Evansville	318	316	313	298	320	336	339	345	345	350	343				
UIC	256	237	236	253	253	269	283	276	281	282	283				
Illinois State	257	238	257	241	259	242	240	263	252	257	266				
Indiana State	94	87	94	130	103	106	116	128	125	101	94				
Missouri St.	166	185	147	138	105	135	116	139	134	142	144				
UNI	224	295	264	236	228	202	191	186	187	187	213				
Southern Ill.	84	100	111	116	95	97	106	104	108	108	121				
Valparaiso	277	308	311	313	310	322	309	286	288	279	281				
Non-Conference															
Austin Peay	266	269	266	287	287	244	278	304	321	316	322				
Bellarmine	288	236	263	288	273	267	261	260	261	261	250				
Chattanooga	128	131	131	141	123	134	141	156	167	192	182				
Chicago State	252	264	262	277	288	297	299	287	280	284	284				
UMass	80	85	108	114	134	153	166	161	154	178	192				
Middle Tenn.	111	88	107	105	113	128	125	108	117	110	122				
Saint Louis	56	90	88	104	99	95	86	85	85	98	103				
Texas A&M	120	91	87	111	97	74	55	54	42	38	33				
Tulsa	235	235	243	246	266	294	296	288	286	296	306				

MSU RANKINGS WEEK BY WEEK

Date	MM	AP	USA	NET	KPom
Preseason	RV	---	---	---	129
Oct. 31	RV	---	---	---	135
Nov. 07	RV	---	---	---	134
Nov. 14	RV	---	---	---	135
Nov. 21	RV	---	---	---	109
Nov. 28	RV	---	---	---	115
Dec. 5	---	---	---	103	120
Dec. 12	---	---	---	141	135
Dec. 19	---	---	---	166	148
Dec. 26	---	---	---	178	168
Jan. 03	---	---	---	179	170
Jan. 09	---	---	---	178	174
Jan. 19	---	---	---	183	186
Jan. 24	---	---	---	174	175
Jan. 30	---	---	---	170	170
Feb. 6	---	---	---	206	218
Feb. 12	---	---	---	216	226

MM - CollegeInsider.com Mid-Major Poll


AP - Associated Press Poll

USA - USA Today Coaches' Poll

NET - NCAA NET Ratings

KP - KenPom.com Rating

RV - Receiving Votes

Paul King Inducted Into Murray State Hall of Fame

In an era when the Racer men's basketball team dominated the Ohio Valley Conference, Paul King was a key component of creating excellence from 1987-91. As the first Racer to win four-consecutive championships, King was inducted with the 2022 class in November. Arriving in Murray from Webster Groves High School in St. Louis where he was a Street & Smith Prep Honorable Mention All-America, King jumped right in as a freshman. The rookie played a key role for the 1987-88 team, one of Murray State's all-time clutch squads. King started 30 games and became the team's defensive stopper. He was part of the Racers' 1988 NCAA Tournament upset when the 14th seeded Racers defeated 3rd seeded North Carolina State. King played 38 minutes in the win over the Wolfpack and 32 minutes against Kansas in a near upset that would've sent the Racers to the NCAA Sweet 16. Playing with MSU Hall of Famers, Jeff Martin, Don Mann, Popeye Jones and Frank Allen, King was never asked to be the go-to guy in scoring. However, as he played with MSU's first, fourth, nine and 14th all-time scorers, King still joined the 1000-Point Club as the 22nd Racer to reach the magic number in 1991. With hall of fame Coach Steve Newton inducted in 2010, there are six from the 1987-88 team in the MSU Hall.

The 2022 class is a great collection of talent and historic achievement including Reggie Swinton and Mike Cherry of MSU Football, Michelle Wenning of women's basketball, Paul King of men's basketball, Melissa Spencer of women's tennis, Jessica Twaddle of softball, Dianne Woodside of women's track & field and Cheryl Whitaker, long time administrative assistant in the athletics department.

Celebrating 25 Years at The Bank

Originally the Regional Special Events Center, the facility opened in the fall of 1998. The arena was completed in June of 1998 after the Kentucky State Legislature had committed 18 million dollars to the project and Murray State raised two million.

- o The arena received its first video boards in 2009.
- o The arena got a new name in 2010 when it became the CFSB Center.
- o Opening night for the Racers happened on Nov. 14, 1998.
- o The Racers hosted Coach Bruce Weber and the Southern Illinois Salukis.
- o Murray State's head coach was Tevester Anderson as the Racers won the game 65-62
- o The first MSU point scored in the building was a free throw by Isaac Spencer.
- o Rod Murray hit the first MSU 3-point basket.
- o Spencer christened the arena with a double-double of 16 points and 11 rebounds.
- o Having closed out Racer Arena with a 30-game win streak, the Racers opened the arena by winning their first 17 games.
- o The Racers had the nation's longest home court winning streak of 47 in a row when it was halted in a 84-78 loss to Southeast Missouri on the night of Jan. 15, 2000.
- o The Racers' 47-game winning streak started in 1996 under head coach Mark Gottfried and lasted three years, one month and 24 days until it was ended in 2000.
- o The streak lasted 1,149 days.

**NBA Active Players - Morant & Payne Carry Murray State Banner****Ja Morant - Memphis Grizzlies (2019-present) - Murray State (2017-19)**

- o 4th NBA season
- o Played 65 games for MSU with 1,213 points (31st MSU), 396 rebounds (51st MSU) and 532 assists (1st MSU & OVC).
- o 2018-19 set MSU single season scoring record (808) (6th NCAA) with and assists (331)..
- o 2018-19 named OVC Athlete of Year and Consensus All-America, Bob Cousery Award.
- o Drafted 2nd overall by Grizzlies. Highest draft pick in OVC and MSU history.
- o 2020 NBA Rookie of the Year and 2022 All-NBA 2nd Team & Most Improved Player.
- o 2022 became just the third NBA to have multiple 45-point games before turning 23 years old, joining Kobe Bryant and LeBron James.

**Cam Payne - Phoenix Suns (2019-present) - Murray State (2017-19)**

- o 8th NBA season. (Thunder, Bulls, Suns).
- o Played 69 for MSU with 1,279 points (26th MSU) and 394 assists (5th all-time in 2015).
- o 2015 OVC Player of the Year and Lute Olsen Player of the Year.
- o MSU's first lottery pick by OKC Thunder in 2015. 14th pick overall.
- o Inducted into MSU Hall of Fame in 2020.
- o 2021, scored 29 points in Western Conference Finals, became just third Racer to appear in the NBA Finals.
- o 2022 had career-high 16 assists in a 115-114 win over the New York Knicks.

2023 MVC TOURNAMENT

When The Valley comes together (March 2-5) in spring 2023 for Arch Madness and the Missouri Valley Conference Championship, it will mark the 33rd consecutive year it has been held in St. Louis. It will mark the 29th straight season that the Enterprise Center has hosted the event sponsored by State Farm. Arch Madness is the second-longest neutral site tenured collegiate tourney in the nation following only the Big East Conference in New York City.

**RECENT MVC TOURNAMENT CHAMPIONS**

1977	Southern Illinois	2001	Indiana State
1978	Creighton	2002	Creighton
1979	Indiana State	2003	Creighton
1980	Bradley	2004	UNI
1981	Creighton	2005	Creighton
1982	Tulsa	2006	Southern Illinois
1983	Illinois State	2007	Creighton
1984	Tulsa	2008	Drake
1985	Wichita State	2009	UNI
1986	Tulsa	2010	UNI
1987	Wichita State	2011	Indiana State
1988	Bradley	2012	Creighton
1989	Creighton	2013	Creighton
1990	Illinois State	2014	Wichita State
1991	Creighton	2015	UNI
1992	Missouri State	2016	UNI
1993	Southern Illinois	2017	Wichita State
1994	Southern Illinois	2018	Loyola
1995	Southern Illinois	2019	Bradley
1996	Tulsa	2020	Bradley
1997	Illinois State	2021	Loyola
1998	Illinois State	2022	Loyola
1999	Creighton	2023	
2000	Creighton		

ARCH MADNESS SCHEDULE**THURSDAY, MARCH 2**

Game 1	12p	(8) vs (9)	MVCTV
Game 2	230p	(4) vs (5)	MVCTV
Game 3	6p	(7) vs (10)	MVCTV
Game 4	830p	(6) vs (11)	MVCTV

FRIDAY, MARCH 3

Game 5	12p	(1) vs G1 winner	MVCTV
Game 6	230p	(4) vs G2 winner	MVCTV
Game 7	6p	(2) vs G3 winner	MVCTV
Game 8	830p	(3) vs G4 winner	MVCTV

SATURDAY, MARCH 4

Game 9	230p	G5 winner vs G6 winner	CBSSN
Game 10	5p	G7 winner vs G8 winner	CBSSN

SUNDAY, MARCH 5

Championship	1p	Semifinal Winners	CBS
--------------	----	-------------------	-----

MSU NATIONAL RANKING HISTORY

ASSOCIATED PRESS POLL

1950-51	Coach Harlan Hodges
Rank	Date
20	02-27-1951
16	03-16-1951 (Final poll)
1951-52	Coach Harlan Hodges
Rank	Date
18	12-26-1952
16	01-02-1952
1952-53	Coach Harlan Hodges
Rank	Date
17	02-17-1953
1970-71	Coach Cal Luther
Rank	Date
19	01-26-1971
19	02-02-1971
17	02-09-1971
17	02-16-1971
1997-98	Coach Mark Gottfried
Rank	Date
25	03-06-1998
2011-12	Coach Steve Prohm
Rank	Date
24	12-12-2011
22	12-22-2011
20	12-26-2011
19	01-02-2012
15	01-09-2012
12	01-16-2012
11	01-23-2012
10	01-30-2012
9	02-06-2012
16	02-13-2012
14	02-20-2012
12	02-27-2012
11	03-05-2012
2014-15	Coach Steve Prohm
Rank	Date
25	03-02-2015
2021-22	Coach Matt McMahon
Rank	Date
23	02-07-2022
21	02-14-2022
19	02-21-2022
22	02-28-2022
19	03-07-2022
20	03-14-2022

WINS OVER A RANKED OPPONENT

Season	Date	Opponent	Opp/MSU Rank	H/A/N	W/L	Score	Notes
1952-53	02-14-1953	Western Ky.	9 --	H	W	77-67	Regular Season
1970-71	01-23-1971	Western Ky.	7 --	H	W	73-71	Regular Season
1981-82	12-07-1981	Notre Dame	19 --	A	W	56-54	Regular Season
1987-88	03-18-1988	NC State	14 --	N	W	78-75	NCAA Tournament (Lincoln, Neb.)
1997-98	12-25-1997	Arkansas	12 --	N	W	94-83	Puerto Rico Holiday Classic
2009-10	03-18-2010	Vanderbilt	21 --	N	W	66-65	NCAA Tournament (San Jose, Calif.)
2011-12	12-11-2011	Memphis	21 --	A	W	76-62	Regular Season
2011-12	02-18-2012	St. Mary's	21 9	H	W	65-51	Regular Season

GAMES AGAINST A RANKED OPPONENT

Season	Date	Opponent	Opp/MSU Rank	H/A/N	W/L	Score	Notes
1998-99	03-11-1999	Ohio State	10 --	N	L	58-72	NCAA Tournament (Indianapolis, Ind.)
2000-01	11-24-2001	Western Ky.	21 --	A	L	77-101	
2001-02	03-15-2002	Georgia	17 --	N	L	68-85	NCAA Tournament (Chicago, Ill.)
2003-04	12-20-2003	Pittsburgh	18 --	A	L	49-70	
2003-04	01-03-2004	Louisville	11 --	A	L	69-91	Freedom Hall
2003-04	03-19-2004	Illinois	13 --	N	L	53-72	NCAA Tournament (Columbus, Ohio)
2005-06	03-17-2006	North Carolina	10 --	N	L	65-69	NCAA Tournament (Dayton, Ohio)
2009-10	03-18-2010	Vanderbilt	21 --	N	W	66-65	NCAA Tournament (San Jose, Calif.)
2009-10	03-20-2010	Butler	10 --	N	L	52-54	NCAA Tournament (San Jose, Calif.)
2011-12	12-11-2011	Memphis	21 --	A	W	76-72	Fed Ex Forum
2011-12	02-12-2012	Saint Mary's	21 9	H	W	65-51	Dick Vitale visit
2011-12	03-17-2012	Marquette	9 11	N	L	53-62	NCAA Tournament (Louisville, Yum! Ctr)
2017-18	03-26-2018	West Virginia	18 --	N	L	68-85	NCAA Tournament (San Diego, Calif.)
2018-19	12-22-2018	Auburn	7 --	A	L	88-93	
2018-19	03-23-2019	Florida State	10 --	N	L	90-62	NCAA Tournament (Hartford, Conn.)
2019-20	11-12-2019	Tennessee	14 --	A	L	82-63	

GAMES AS A RANKED TEAM

Season	Date	Opponent	Opp/MSU Rank	H/A/N	W/L	Score	Notes
1951-52	01-03-1952	Ky Wesleyan	-- 16	H	W	66-64	Regular Season
1951-52	01-05-1952	Dayton	-- 16	A	L	55-69	Regular Season
1951-52	01-07-1952	Eastern Ky.	-- 16	A	L	65-84	Regular Season
1952-53	02-17-1953	Okla. City	-- 17	A	L	37-43	Regular Season
1952-53	02-18-1953	Wichita State	-- 17	A	L	77-87	Regular Season
1952-53	02-21-1953	Eastern Ky.	-- 17	H	L	68-96	Regular Season
1970-71	01-30-1971	Austin Peay	-- 20	A	W	73-71	Regular Season
1970-71	02-06-1971	Austin Peay	-- 19	H	W	90-76	Regular Season
1970-71	02-08-1971	Middle Tenn.	-- 19	A	W	81-58	Regular Season
1970-71	02-13-1971	Morehead St.	-- 17	H	W	89-78	Regular Season
1970-71	02-15-1971	Austin Peay	-- 17	H	L	81-82	Regular Season
1970-71	02-20-1971	East Tenn. St.	-- 17	A	L	65-80	Regular Season
1970-71	02-22-1971	Tenn. Tech	-- 17	A	W	72-69	Regular Season
1997-98	03-06-1998	Rhode Island	-- 23	N	L	74-97	NCAA Tournament(Oklahoma City)
2011-12	02-02-2012	Southeast Missouri	-- 10	H	W	81-73	Regular Season
2011-12	02-04-2012	UT Martin	-- 10	A	W	65-58	Regular Season
2011-12	02-09-2012	Tennessee State	-- 9	H	L	68-72	Regular Season
2011-12	02-11-2012	Austin Peay	-- 9	H	W	82-63	Regular Season
2011-12	02-15-2012	Southeast Missouri	-- 14	A	W	75-66	Regular Season
2011-12	02-18-2012	Saint Mary's	21 16	H	W	65-51	Regular Season
2011-12	02-23-2012	Tennessee State	-- 14	A	W	80-62	Regular Season
2011-12	02-25-2012	Tennessee Tech	-- 14	A	W	69-64	Regular Season
2011-12	03-02-2012	Tennessee Tech	-- 12	N	W	78-58	OVC Tournament
2011-12	03-03-2012	Tennessee State	-- 12	N	W	54-52	OVC Tournament
2011-12	03-15-2012	Colorado State	-- 11	N	W	58-41	NCAA Tournament
2011-12	03-17-2012	Marquette	9 11	N	L	62-53	NCAA Tournament



MSU NATIONAL RANKING HISTORY

USA TODAY POLL		Season	Date	Opponent	Opp/MSU Rank	H/A/N	W/L	Score	Notes
2011-12	Coach Steve Prohm	2014-15	03-06-2015	Morehead St.	-- 25	N	W	80-77	OVC Tournament
Rank	Date	2014-15	03-07-2015	Belmont	-- 25	N	L	87-88	OVC Tournament
22	12-19-2011								
21	12-26-2011								
18	01-02-2012	2021-22	02-10-2022	Tennessee State	-- 23	A	W	73-66	Regular Season
14	01-09-2012	2021-22	02-12-2022	Morehead State	-- 23	A	W	57-53	Regular Season
12	01-16-2012	2021-22	02-17-2022	Austin Peay	21	H	W	91-56	Regular Season
9	01-23-2012	2021-22	02-19-2022	UT Martin	-- 19	A	W	62-60	Regular Season
9	01-23-2012	2021-22	02-24-2022	Belmont	-- 19	H	W	76-43	Regular Season
9	01-30-2012	2021-22	02-28-2022	SE Missouri	-- 21	A	W	70-68	Regular Season
7	02-06-2012	2021-22	03-04-2022	SE Missouri	-- 22	N	W	88-74	OVC Tournament
14	02-13-2012	2021-22	03-05-2022	Morehead State	-- 22	N	W	71-67	OVC Tournament
12	02-20-2012	2021-22	03-17-2022	San Francisco	-- 20	N			
9	02-27-2012								
10	03-05-2012								
2014-15	Coach Steve Prohm								
Rank	Date								
24	03-02-2015								
2021-22	Coach Matt McMahon								
23	02-07-2022								
21	02-14-2022								
21	02-21-2022								
22	02-28-2022								
19	03-07-2022								
20	03-14-2022								

2022-23 MURRAY STATE MEN'S BASKETBALL

GAME BY GAME RECAPS

- o Playing in their first game at Murray State, the trio of Jamari Smith, Rob Perry and Kenny White, Jr., led the Racers in scoring.
- o Smith hit 6-of-11 from the field for 19 points and five rebounds, while Perry scored 14 points on 6-of-13 shooting. White hit 4-of-9 from the field for 10 points. JaCobi Wood led the Racers with eight rebounds.
- o The season 98th season opener for the Racers was historic as Coach Steve Prohm began his second run as MSU boss.
- o A record 12 new players on a roster of 14 suited up for MSU.
- o MSU is 0-9 all-time against the Billikens.

- o The Racers began the 25th season in the CFSB Center with a 90-53 victory over the Lindsey Wilson Blue Raiders.
- o The win pushed the Racers to eight-straight home opening wins and improved their overall home win streak to 17 in a row dating back to 2021.
- o DJ Burns scored his career-high at MSU with 20 points and added nine rebounds, while Rob Perry tossed in 18 points on 4-of-4 shooting from the 3-point line. Jacobi Wood added 13 points and Quincy Anderson 10 points to put four Racers in double-figure scoring.

- o The Murray State Racers defeated No. 24 Texas A&M 88-79 in the first game of the Myrtle Beach Invitational.
- o MSU's 53-point second half was fueled by a trio of double-figure scorers in JaCobi Wood, who posted a career-high 23 points.
- o MSU hit 28-of-36 for 78 percent from the FT line. Perry and Wood and DJ Burns combined for 17-of-17.
- o It's MSU's first over a team ranked in the AP Top-25 since beating Saint Mary's (CA) at home in 2012 with Dick Vitale in attendance and calling the game with Dave O'Brien on ESPN.
- o The win over Texas A&M is Prohm's first over a ranked team since his Iowa State team defeated No. 16 Seton Hall 76-66 at home (12-08-2019).

- o MSU lost a heartbreaker 71-69 on a buzzer shot to the UMass Minutemen in the semifinals of the Myrtle Beach Invitational.
- o The Racers were in control after JaCobi Wood made a pair of free throws for a 69-68 Murray State lead with 7-seconds remaining. UMass worked the ball down the floor where Noah Fernandes hit a fall-away corner three to give the Minutemen (3-1) the victory.
- o JaCobi Wood had a second-straight career scoring day with 24 points
- o This was the first meeting for the Racers with UMass.

- o Playing a rare Sunday morning game, the Racers brought home the third-place trophy at the Myrtle Beach Invitational 77-60 over the Tulsa Golden Hurricane.
- o MSU's JaCobi Wood flirted with a triple-double on 12 points, eight rebounds and 11 assists, while DJ Burns scored 11 points with 15 rebounds. Jamari Smith was 8-of-12 from the field for 19 points, while Kenny White, Jr. added 16 points.

- o The Racers fell to 0-2 on the road this season with a late lead lost at UTC.
- o Leading 34-30 at the halftime intermission, the Racers lost the lead for good with 4:07 remaining as UTC (3-3) pushed their run to 10-0 for a 65-57 advantage with 2:07 left.
- o Rob Perry (22 points) scored the Racers' final seven points, hit a pair of free throws with 9.3 seconds on the clock to make it a 67-66 game.
- o After a pair of Mocs free throws, Kenny White's 3-point try to force overtime was no good and the Mocs escaped with a three-point win.

Game 1	MSU at Saint Louis		11-07-22		
<u>Chaifetz Center - St. Louis, Mo.</u>					
Murray State	(0-1)	29	39	68	
Cumberland	(1-0)	44	47	91	

Game 2	Lindsey Wilson at MSU			11-12-22
CFSB Center - Murray, Ky.				
Lindsey Wilson	(2-3)	27	26	53
Murray State	(1-1)	46	44	90

Game 3	MSU vs Texas A&M			11-17-22
<u>Myrtle Beach Invitational - Conway, S.C.</u>				
Murray State	(2-1)	35	53	88
Texas A&M	(2-1)	28	51	79

Game 4	MSU vs UMass			11-18-22
<u>Myrtle Beach Invitational - Conway, S.C.</u>				
UMass	(3-1)	33	38	71
Murray State	(2-2)	36	33	69

Game 5	MSU vs Tulsa			11-21-22
<u>Myrtle Beach Invitational - Conway, S.C.</u>				
Murray State	(3-2)	41	36	77
Tulsa	(2-3)	28	32	60

Game 6	MSU at Chattanooga		11-26-22	
McKenzie Arena - Chattanooga, Tenn.				
Murray State	(3-3)	34	32	66
Chattanooga	(3-3)	30	39	69

PROHM ERA RECORDS

SINGLE GAME SCORING

Player	TOT	Opp	H/A/N	Date
Isaiah Canaan	36	USM	N	11-26-11
Isaiah Canaan	35	MOR	A	02-20-13
Isaiah Canaan	35	APSU	A	01-07-12
Cameron Payne	32	UE	A	12-13-14
Isaiah Canaan	32	LIP	A	11-26-12
Isaiah Canaan	32	SEMO	H	02-02-12
#Deonte Burton	31	Okla. St.	A	01-21-17
#Georges Niang	31	Okla. St.	N	03-10-16
#Georges Niang	31	Buffalo	H	12-07-15
Cameron Payne	31	UTM	A	02-28-15
Jeffery Moss	31	TTU	H	01-23-14
Isaiah Canaan	31	TSU	H	02-09-12
Rob Perry	30	Valpo	A	12-04-22
#Lindell Wigginton	30	Baylor	H	01-13-18
#Donovan Jackson	30	Okla. St.	H	01-06-18
#Monte Morris	30	Okla. St.	A	01-11-17
#Georges Niang	30	UNI	H	03-25-16
#Georges Niang	30	UNI	H	12-19-15
Isaiah Canaan	30	ODU	H	11-24-12

SINGLE GAME FIELD GOALS

Player	TOT	Opp	H/A/N	Date
#Naz Mitrou-Long	14	Drake	N	12-17-16
#Georges Niang	13	Okla.	N	03-10-16
#Georges Niang	13	Okla.	A	01-02-16
#Naz Mitrou-Long	12	Texas	H	01-07-17
Cameron Payne	12	EIU	A	01-22-15
#Jameel McKay	12	Chic. St.	H	11-16-15
Jarvis Williams	12	MTSU	A	11-18-14
Jarvis Williams	12	APSU	A	01-31-14
Jeffery Moss	12	TTU	H	01-23-14
Jarvis Williams	12	MTSU	A	11-18-14

SINGLE GAME MADE 3-POINT FIELD GOALS

Player	TOT	Opp	H/A/N	Date
#Naz Mitrou-Long	8	Drake	N	12-17-16
#Matt Thomas	7	Okla. St.	H	02-28-17
#Donovan Jackson	7	Alcorn	H	12-10-17
#Naz Mitrou-Long	7	TCU	H	02-18-17
#Matt Thomas	7	Kansas St.	H	01-24-17
Jeffery Moss	7	TTU	H	01-23-14
Isaiah Canaan	7	TSU	H	02-09-12
Rob Perry	6	ILST	A	02-15-23
#Tyrese Haliburton	6	Okla. St.	H	01-21-20
#Tyrese Haliburton	6	Ft. Wayne	H	12-22-19
#T. Horton-Tucker	6	Kansas St.	A	02-16-19
#Donovan Jackson	6	WVA	H	01-31-18
#Donovan Jackson	6	Kansas	A	01-09-18
#Donovan Jackson	6	Okla. St.	A	01-06-18

SINGLE GAME REBOUNDS

Player	TOT	Opp	H/A/N	Date
#Jameel McKay	19	NDSU	H	12-01-15
Jarvis Williams	18	SEMO	H	01-02-14
Ed Daniel	18	LIP	A	11-26-12
#Jameel McKay	17	K State	H	02-27-16
#Jameel McKay	17	Chatt.	H	11-23-15
Ed Daniel	17	JSU	A	01-26-13
#Cameron Lard	16	Texas	H	01-01-18
#Abdel Nadar	16	Texas	A	01-12-16
Jarvis Williams	16	Evansville	H	12-04-13
#Jeff Beverly	15	Okla. St.	A	03-02-18
Jarvis Williams	15	TTU	H	01-23-14
Jarvis Williams	15	JSU	A	01-23-14
Jarvis Williams	15	SEMO	A	03-01-14
Ed Daniel	15	ODU	H	11-24-12
Ed Daniel	15	UE	A	12-08-12
DJ Burns	15	Tulsa	N	11-20-22

SINGLE GAME ASSISTS

Player	TOT	Opp	H/A/N	Date
#Tyrese Haliburton	17	Southern	H	12-09-18
#Tyrese Haliburton	14	MVSU	H	11-06-19
#Tyrese Haliburton	12	Oreg. St.	A	11-09-19
Cameron Payne	12	APSU	A	01-31-14

GAME BY GAME RECAPS

- o The Racers pushed their home win streak to 18 in a row as they won their first MVC game at home in overtime over Illinois State.
- o Of the many firsts that occurred in the Racers' MVC opener, among them was the first basket by the Racers. That came from Wood at the 19:10 mark.
- o MSU's first made 3-point basket was by White, who banked it in from the wing with 14:13 on the first half clock.
- o This was MSU's first overtime game since they defeated San Francisco last March in the NCAA Tournament 92-87 and it was MSU's first home OT game since December 2015 when Evansville beat the Racers 85-81.
- o MSU's last home OT win was in January of 2015 against Eastern Kentucky 85-78.
- o Since 2015, the Racers are now 5-7 in overtime games.
- o Rob Perry scored 30 points as the Racers won for the first time on the road 77-70 at Valparaiso in overtime.
- o Perry was MSU's first winner of the MVC Player of the Week award.
- o In records that date back to 1983, this marks the first time the Racers have played back-to-back overtime games.
- o The Racers are one of only six teams since WWII to start 2-0 in The Valley in their debut season.
- o The Racers were down by 10 points, but the freshman combo of Sam Murray II and Justin Morgan helped cut the deficit to one at halftime.

Game 7	Illinois State at MSU		12-01-22			
CFSB Center - Murray, Ky.						
Illinois State	(4-3, 1-0)	27	35	5	70	
Murray State	(2-6, 0-1)	35	27	8	67	

asket by the Racers. That came from Wood at the 19:10 mark.
ce, who banked it in from the wing with 14:13 on the first half

y defeated San Francisco last March in the NCAA Tournament
ce December 2015 when Evansville beat the Racers 85-81.
015 against Eastern Kentucky 85-78.
me games.

Game 8	MSU at Valparaiso		12-04-22			
Athletics Recreation Center - Valparaiso, Ind.						
Murray State	(5-3, 2-0)	29	33	15	77	
Valparaiso	(3-6, 0-2)	30	32	8	70	

- o The Racers cut an 18-point second-half deficit to two points, but couldn't overcome the Bellarmine Knights at Freedom Hall in Louisville, Kentucky, 69-58.
- o Rob Perry led the way for the Racers with 24 points, while JaCobi Wood had his second double-double in the first nine games with 11 points and 10 rebounds to go with five assists.
- o During the Racers' second half run, Brian Moore, Jr. made three steals. He also added four points, one rebound and assist in 15:50 of playing time.
- o The Racers and Knights has played in each of the last two seasons and the home team has won both games.
- o The Racers overcame a 15-point halftime deficit to nip the Chicago State 66-65 to push their home win streak to 19 and their home streak vs non-conference opponents to 24.
- o JaCobi Wood scored 20 of his 24 points in a frantic second half that saw the Racers outscore the Cougars 39-23. DJ Burns provided 18 points on 11 offensive rebounds (14 for the game).
- o In 25 years of MSU basketball in the CFSB Center, the 15-point halftime deficit overcome to win today is the record for the arena.
- o Trailing by 22 points in the first 11 minutes of play (30-8) makes this win for the Racers tied with the fourth-best comeback in MVC history.

Game 9	MSU at Bellarmine		12-10-22		
Freedom Hall - Louisville, Ky.					
Murray State	(5-4)	25	33	58	
Bellarmine	(5-6)	32	37	69	

double-double in the first nine games with 11 points and 10

Moore, Jr. made three steals. He also added four points, one

of the last two seasons and the home team has won both

Game 10	Chicago State at MSU		12-13-22		
CFSB Center - Murray, Ky.					
Chicago State	(3-9)	42	23	65	
Murray State	(6-4)	27	39	66	

Murray State vs Evansville Recent Games							
Year	Site	W/L	Score	Leading Scorer	Rebounder	Assister	
12-21-02	Evansville	W	76-58	A. Whelchel	23	James Singleton	11
02-19-11	Murray	W	72-47	BJ Jenkins	16	Jeffery McClain	12
12-08-12	Evansville	W	82-70	Daniel/Canaan	21	Ed Daniel	15
12-04-13	Murray	W	65-63	Jeffery Moss	20	Jarvis Williams	16
12-13-14	Evansville	W	81-79	Cam Payne	32	Cam Payne	8
12-05-15	Murray	L	85-81OT	Bryce Jones	21	Bryce Jones	7
12-10-16	Evansville	L	78-46	J. Stark	9	Bryce Jones	8
12-18-18	Murray	W	66-64	Ja Morant	27	Morant/Buchanan	8
12-21-19	Evansville	L	78-76OT	Tevin Brown	31	Anthony Smith	10
01-01-23	Evansville	W	78-61	Justin Morgan	15	Rob Perry	8

FASTEST TO 1000 POINTS				
Date	Player	Gms	H/A	Opp
01-08-18	Jonathan Stark	48	H	UTM
01-15-98	De'Teri Mayes	48	H	EIU
02-23-74	Mike Coleman	48	A	MTSU
12-06-69	Claude Virden	48	A	Canisius
02-26-66	Herb McPherson	49	A	WKU
02-13-78	Mike Muff	49	A	EKU
12-09-72	Les Taylor	50	A	ORU
12-13-65	Stewart Johnson	51	H	USF
12-19-63	Jim Jennings	53	H	W.TX
12-01-54	Howie Crittenden	56	H	KWC
02-16-19	Ja Morant	57	A	EKU
01-31-15	Cameron Payne	57	H	UTM

CHRONOLOGICAL TO 1000 POINTS				
Date	Player	Gms	H/A	Opp
02-13-52	Garrett Beshear	81	H	TTU
02-16-52	Bennie Purcell	108	A	WKU
12-01-54	Howie Crittenden	56	H	Ky. Wes.
12-19-63	Jim Jennings	53	H	W. Texas
03-02-65	John Namciu	66	H	Morehead
12-13-65	Stewart Johnson	51	H	San Fern
02-26-66	Herb McPherson	49	A	WKU
12-06-69	Claude Virden	48	A	Canisius
01-23-71	Jimmy Young	69	H	WKU
02-27-71	Hector Blondet	68	A	WKU
12-09-72	Les Taylor	50	A	O. Roberts
02-04-74	Marcelous Starks	68	A	APSU
02-23-74	Mike Coleman	48	A	MTSU
12-03-75	Jesse Williams	78	H	Tn. Wes.
11-27-76	Grover Woolard	78	N	(5)NE La.
02-13-78	Mike Muff	49	A	EKU
12-30-81	Lamont Sleet	60	H	W. Va. Tech
11-29-82	Glen Green	88	H	Bradley
12-02-87	Jeff Martin	60	H	Chr. Bros
03-12-88	Don Mann	79	H	EKU
12-22-90	Popeye Jones	75	A	(4)Wright
02-09-91	Paul King	107	H	EKU
01-15-92	Frank Allen	75	H	VCU
02-26-94	Cedric Gumm	116	H	APSU
12-28-94	Marcus Brown	68	H	Milligan
02-05-96	Vincent Rainey	73	H	TSU
01-15-98	De'Teri Mayes	48	H	EIU
11-20-99	Isaac Spencer	67	H	C. Springs
01-22-00	Aubrey Reese	84	A	Morehead
02-07-02	Justin Burdine	101	H	TTU
01-26-04	Chris Shumate	102	A	Tx A&M-CC
12-13-03	Antoine Whelchel	97	H	Chicago St
11-23-03	Cuthbert Victor	90	H	Wagner
02-08-07	S. Witherspoon	112	H	EKU
02-12-09	Tyler Holloway	100	H	TTU
12-05-09	Danero Thomas	96	H	Morehead
03-04-11	Isacc Miles	97	N	(1)TTU
11-23-11	Ivan Aska	103	A	Anchorage
01-04-12	Isaiah Canaan	83	H	EKU
01-31-15	Cameron Payne	57	H	UTM
03-07-15	Jarvis Williams	65	N	(2)Belmont
11-23-15	Jeffery Moss	102	N	(3)UWM
01-06-18	Jonathan Stark	48	H	UT Martin
03-26-18	Terrell Miller	65	N	(6)WVA
02-16-19	Ja Morant	57	A	EKU
12-05-20	Tevin Brown	68	H	ILST
02-18-21	KJ Williams	86	H	Eastern Ill.

- 1, 2 Nashville, Tenn., OVC Tourn., Municipal Aud.
- 3 Estero, Fla., Gulf Coast Showcase, Germain Arena
- 4 Dayton, OH, U.S. Air Classic
- 5 New Orleans, LA, Tip-Off Classic
- 6 San Diego, Calif., NCAA Tournament

2022-23 MURRAY STATE MEN'S BASKETBALL

GAME BY GAME RECAPS

- o MSU pushed their home court winning streak to 20 in a 68-60 victory over APSU.
- o MSU has won 4 of their last 5 games.
- o Quincy Anderson came off the bench to score his MSU high with 16 points on 5-of-9 shooting, including a game-icing 3-pointer with 47 seconds remaining. DJ Burns and Kenny White, Jr., each added 15 points, as Burns also led the Racers with eight rebounds.
- o With their home non-conference schedule completed, the Racers have won 25-straight games against non-league opponents since their last loss in 2017 to Auburn.
- o The Racers have won the last three and 16 of the last 20 games since 2013 games with the Govs.

- o The Murray State Racers fell 83-67 to MTSU as they play their 50th season in the Murphy Center.
- o Rob Perry led the Racers with 15 points, while Jamari Smith and DJ Burns added 11 points and 10 points
- o The Racers and MTSU have played for the last 10 seasons consecutively.
- o The last 10 meetings have been split at five wins for each team.
- o This was the 145th all-time meeting. The Racers lead the series 107-38 and are 46-22 in Murfreesboro.
- o The Racers and MTSU battled from 1952-2000 as members of the Ohio Valley Conference.
- o MSU's 19 turnovers is a season-high and it led to 25 points for the Blue Raiders.

- o The Racers' 20-game win streak at the CFSB Center came to a close with their first loss since (02-18-21) to Eastern Illinois.
- o MSU's run marks the seventh-longest home streak in program history.
- o This is SIU's first win at MSU since 2015 and it snapped a 3-game run for the Racers.
- o The score at halftime today was SIU in the lead 26-23. The last time MSU played a first half with both teams under 30 points was at Morehead State (2-12-22) when MSU trailed 28-24.
- o The Racers and Salukis combined for 49 first half points. The last time MSU played a first half with less than 50 combined points was at Missouri State (12-03-19) when there was 47 points scored as the Bears led the Racers 25-22.

- o MSU had its best start of the season on New Year's Day at 23-1 in the first 7:07.
- o Justin Morgan's career-high 15 points, led the with Rob Perry and Jamari Smith scored 14.
- o MSU had their lowest turnover total of the season at five, one better than the six they had at Chattanooga.
- o MSU's 13-0 start marked their best this season in the first five minutes of a game. MSU's previous best was at the Myrtle Beach Invitational when they led Texas A&M 12-6.
- o This game marked the first New Year's Day game for MSU since hosting Middle Tennessee in 2003.
- o MSU is 5-3 all-time on New Year's Day.

- o DJ Burns scored 16 points and hauled in 10 rebounds for his third double-double of the season
- o Brian Moore, Jr., produced his best game as a Racer with 10 points off the bench.
- o Quincy Anderson's chase to be a career 1,000-point scorer saw him reach the magic number with an offensive rebound and score with 15:26 remaining in the game.
- o The Racers did an outstanding job in defending Bradley's Rienk Mast.
- o The Braves' All-MVC forward was held to three points and one rebound as he was also limited to 22:10 of playing time because of foul trouble.

- o On MSU's trip to play at Drake, the Racers dropped a decision of 82-64
- o JaCobi Wood scored 20 points for his fourth game of 20 or more this season.
- o Drake won the rebound battle 41-25 and held the Racers to only a pair of offensive rebounds, but grabbed by Rob Perry who was held to seven points.
- o MSU led early, but trailed by 15 points at halftime and were only able to get as close as 11 points in the second half.

Game 11		Austin Peay at MSU		12-16-22
CFSB Center - Murray, Ky.				
Austin Peay	(6-6)	29	31	60
Murray State	(7-4)	27	41	68

Game 12		MSU at Middle Tennessee		12-21-22	
<u>Murphy Center - Murfreesboro, Tenn.</u>					
Murray State	(7-5)	26	41	67	
Middle Tennessee	(8-4)	44	39	83	

Game 13	Southern Illinois at MSU		12-29-22	
CFSB Center - Murray, Ky.				
Southern Illinois	(10-4, 2-1)	26	37	63
Murray State	(7-6, 2-1)	23	34	57

Game 14	MSU at Evansville			1-1-23
Ford Center - Evansville, Ind.				
Murray State	(8-6, 3-1)	41	37	78
Evansville	(4-11, 0-4)	21	40	61

Game 15	Bradley at MSU			1-4-23
CFSB Center - Murray, Ky.				
Bradley	(10-6, 3-2)	27	31	58
Murray State	(9-6, 4-1)	34	33	67

Game 16		MSU at Drake		1-7-23
Knapp Center - Des Moines, Iowa				
Murray State	(9-7, 4-2)	29	35	64
Drake	(12-5, 3-3)	44	38	82

RECENT ANNUAL LEADERS

SCORING

Season	Player	Pts	Avg
2001-02	Justin Burdine	652	20.4
2002-03	Cuthbert Victor	443	15.3
2003-04	Cuthbert Victor	495	14.6
2004-05	Trey Pearson	391	14.5
2005-06	Shawn Witherspoon	328	10.6
2006-07	Bruce Carter	364	12.1
2007-08	Bruce Carter	448	14.5
2008-09	Danero Thomas	387	12.5
2009-10	B.J. Jenkins	380	10.6
2010-11	Isaiah Canaan	375	11.7
2011-12	Isaiah Canaan	626	19.0
2012-13	Isaiah Canaan	676	21.8
2013-14	Cameron Payne	572	16.8
2014-15	Cameron Payne	707	20.2
2015-16	Jeffery Moss	441	14.2
2016-17	Jonathan Stark	723	21.9
2017-18	Jonathan Stark	685	21.4
2018-19	Ja Morant	808	24.5
2019-20	Tevin Brown	572	17.9
2020-21	KJ Williams	406	15.6
2021-22	KJ Williams	613	18.0

REBOUNDING

Season	Player	Reb	Avg
2002-03	James Singleton	320	11.0
2003-04	Cuthbert Victor	347	10.2
2004-05	Shawn Witherspoon	135	5.0
2005-06	Shawn Witherspoon	239	7.7
2006-07	Shawn Witherspoon	159	5.5
2007-08	Bruce Carter	173	5.6
2008-09	Ivan Aska	181	5.8
2009-10	Tony Easley	210	5.8
2010-11	Ivan Aska	165	5.2
2011-12	Ivan Aska	161	6.0
2012-13	Ed Daniel	311	10.0
2013-14	Jarvis Williams	338	9.9
2014-15	Jarvis Williams	293	8.4
2015-16	Wayne Langston	188	6.1
2016-17	Terrell Miller	269	8.2
2017-18	Terrell Miller	275	8.6
2018-19	Darnell Cowart	214	6.5
2019-20	Anthony Smith	239	7.5
2020-21	KJ Williams	220	8.5
2021-22	KJ Williams	285	8.4

ASSISTS

Season	Player	Ast	Avg
2001-02	Kevin Paschel	124	3.9
2002-03	Mark Borders	87	3.1
2003-04	Adam Chiles	133	4.6
2004-05	Keith Jenifer	112	4.0
2005-06	Keith Jenifer	105	3.4
2006-07	Ed Horton	96	3.2
2007-08	Kevin Thomas	136	4.5
2008-09	Kevin Thomas	119	3.8
	Isacc Miles	119	3.8
2009-10	Isacc Miles	132	3.7
2010-11	Isacc Miles	123	3.8
2011-12	Isaiah Canaan	120	3.6
2012-13	Isaiah Canaan	133	4.2
2013-14	Cameron Payne	185	5.4
2014-15	Cameron Payne	209	5.9
2015-16	Bryce Jones	131	4.2
2016-17	Jonathan Stark	172	5.2
2017-18	Ja Morant	201	6.2
2018-19	Ja Morant	331	10.0
2019-20	Tevin Brown	117	3.6
2020-21	Tevin Brown	111	4.2
2021-22	Justice Hill	173	5.0

2022-23 MURRAY STATE MEN'S BASKETBALL

GAME BY GAME RECAPS

- o This was the Racers and Panthers first meeting.
- o Rob Perry scored 17 of his 22 points in the second half.
- o Jamari Smith added 16 points, while JaCobi Wood added 13.
- o The Racers hit UNI with a 17-3 run to push out to a 60-51 lead with 7:52 left.
- o The Racers went cold and didn't make a field goal over the next 6:21.
- o After the Racers led 60-51 with 7:52 remaining, UNI outscored them 24-7.

Game 17	MSU at UNI		1-10-23	
<u>McCleod Center - Cedar Falls, Iowa</u>				
Murray State	(9-8, 4-3)	27	40	67
UNI	(9-8, 5-2)	28	47	75

- o Brian Moore and JaCobi Wood had each had 21-point performances
- o 1st game to have a pair of 20-point players.
- o Moore is the seventh different player to lead the Racers in scoring this season. The others are: Anderson, Burns, Morgan, Perry, Smith, Wood.
- o Sam Murray had a season-high 13:41 in playing time. His stat line was his best of the season with six points and seven rebounds.
- o The Racers' field goal percentage of .574 was their best this season against a D-I team. Previously the Racers shot .511 (23-45) at Middle Tennessee.
- o Cam Payne (2013-15) became the 12th Racer to have his jersey retired.

Game 18	UIC at MSU		1-14-23	
CFSB Center - Murray, Ky.				
UIC	(9-10, 1-7)	28	36	64
Murray State	(10-8, 5-3)	39	42	81

- o The first half provided four tied scores in the first five minutes and a big run for each team.
- o MSU held Belmont to no field goals for seven minutes to take a 21-11 lead at 8:40.
- o Belmont ended the half outscoring the Racers 16-4 to take a 34-30 lead into the halftime intermission.
- o this game marks the biggest comeback this season by a MSU opponent. Previously, Saint Louis came back from seven points down in the first half (Nov. 7) to win and Chattanooga did the same (Nov. 26) overcoming a seven-point deficit in the second half.
- o Rob Perry led MSU with 14 points, while JaCobi Wood scored 12 and Jamari Smith 11.

Game 19	MSU at Belmont		1-17-23	
<u>Curb Event Center - Nashville, Tenn.</u>				
Murray State	(10-9, 5-4)	30	35	65
Belmont	(14-6, 7-2)	34	46	80

- o Murray State Racers outscored Indiana State Sycamores by 16 points from the free throw line and won 82-73 at home.
- o The Racers' largest crowd of the home season at 6,006 watched it.
- o In his second-consecutive start Brian Moore, Jr., scored 19 points, while DJ Burns and Rob Perry each added 18 and Jamari Smith tallied 12 points. Burns turned the day into his fourth double-double of the season with 11 rebounds.
- o With the game tied 36-36 at halftime, ISU led by six points with 15:45 left, but the Racers came back to take the lead for good with 11:31 left on a pair of Perry free throws.
- o This was MSU's first meeting with ISU since 2008 and first in the MVC.

Game 20	Indiana State at MSU			1-21-23
CFSB Center - Murray, Ky.				
Indiana State	(13-8, 6-4)	36	37	73
Murray State	(11-9, 6-4)	36	46	82

- o The Racers had the lead with 3:47 left, but were outscored by the Salukis 12-4 the rest of the way.
- o Rob Perry collected his first double-double for MSU with 16 points and 10 rebounds, while Brian Moore, Jr., added 19 points and Jamari Smith scored 15 points.
- o The double-double for Perry is his first at Murray State and the fifth of his career with the other four coming when he played at Stetson between 2019-22.
- o The Racers are 2-8 on the road this season, but have now had late leads in each of their games at UNI and SIU.

Game 21	MSU at Southern Illinois			1-24-23
<u>Banterra Center - Carbondale, Ill.</u>				
Murray State	(11-10, 6-5)	30	34	64
Southern Illinois	(17-5, 9-2)	34	34	68

- o Ja Morant Poster Day was made better when the Memphis Grizzlies NBA All-Star made a surprise visit.
- o The Racers took the lead for good with 9:43 left on a rebound and score by Kenny White.
- o Brian Moore, Jr., and Rob Perry each scored 17 points, while MSU got 16 points from Jamari Smith and 12 from DJ Burns to help the Racers improve to 8-1 this season at the CFSB Center.
- o MSU went 21-24 (.875) from the free throw line today, their best percentage for any game this season.
- o The Racers have back-to-back game attendances of 6,000 or as 6,006 also watched the Racers defeat Indiana State.

Game 22	Missouri State at MSU			1-28-23
CFSB Center - Murray, Ky.				
Missouri State	(11-11, 7-5)	35	36	71
Murray State	(12-10, 7-5)	37	37	74

RECORDS

ANNUAL FG PERCENTAGE LEADERS 100 attempts

Season	Player	FG-FGA	Pct
2000-01	Cuthbert Victor	70-124	.565
2001-02	James Singleton	145-243	.597
2002-03	Cuthbert Victor	170-285	.596
2003-04	Cuthbert Victor	190-302	.629
2004-05	Shawn Witherspoon	107-913	.554
2005-06	Shawn Witherspoon	131-249	.526
2006-07	Dwayne Paul	50-95	.526
2007-08	Tony Easley	115-167	.689
2008-09	Tony Easley	85-138	.616
2009-10	Tony Easley	140-216	.648
2010-11	Ed Daniel	68-124	.548
2011-12	Ed Daniel	74-128	.578
2012-13	Brandon Garrett	86-132	.652
2013-14	Jarvis Williams	184-284	.648
	Jonathan Fairell	92-142	.648
2014-15	Jarvis Williams	199-351	.567
2015-16	Wayne Langston	163-259	.629
2016-17	Jalen Dupree	55-113	.487
2017-18	Jalen Dupree	56-100	.560
2018-19	KJ Williams	111-159	.698
2019-20	Anthony Smith	99-175	.566
2020-21	Demond Robinson	71-112	.634
2021-22	DJ Burns	77-134	.575

ANNUAL 3-POINT PERCENTAGE LEADERS (Minimum 15 made)

Season	Player	3PM-3PA	Pct
1986-87	Toney Ford	18-40	.450
1987-88	Terence Brooks	19-41	.463
1988-89	Jeff Martin	65-131	.496
1989-90	Paul King	46-98	.469
1990-91	Paul King	53-148	.358
1991-92	Frank Allen	66-147	.449
1992-93	Cedric Gumm	32-76	.421
1993-94	Marcus Jones	37-83	.446
1994-95	Vincent Rainey	33-86	.384
1995-96	Marcus Brown	74-175	.423
1996-97	De'Teri Mayes	83-202	.411
1997-98	De'Teri Mayes	103-234	.440
1998-99	Rod Murray	47-119	.395
1999-00	Isaac Spencer	20-49	.408
2000-01	Chris Shumate	55-120	.458
2001-02	Antonio Henderson	22-56	.393
2002-03	James Singleton	15-34	.441
2003-04	Chris Shumate	73-163	.447
2004-05	Trey Pearson	66-158	.418
2005-06	Tyler Holloway	40-97	.412
2006-07	Ed Horton	25-63	.397
2007-08	Tyler Holloway	55-119	.462
2008-09	Tyler Holloway	60-156	.384
2009-10	Isaiah Canaan	54-112	.482
2010-11	Isaiah Canaan	58-144	.403
2011-12	Isaiah Canaan	98-215	.456
2012-13	Isaiah Canaan	94-254	.431
2013-14	Dexter Fields	76-181	.420
2014-15	Justin Seymour	47-108	.435
2015-16	Jeffery Moss	80-193	.415
2016-17	Jonathan Stark	108-254	.425
2017-18	Terrell Miller	70-174	.402
2018-19	Brion Whitley	21-45	.467
2019-20	Tevin Brown	85-203	.419
2020-21	Chico Carter, Jr.	46-104	.442
2021-22	Tevin Brown	106-276	.384

2022-23 MURRAY STATE MEN'S BASKETBALL

GAME BY GAME RECAPS

- o The Murray State Racers came away with an 83-82 victory in what is to date, the highest scoring game this season in MVC games.
- o MSU/BEL 165 points was one better than Illinois State's 87-77 (164) on Dec. 4.
- o This may be the closest the Racers have ever gotten to two players having a triple-double.
- o Brian Moore's line was 25pts/6reb/5a, while Jacobi Wood was 8pts/8reb/8a.
- o The Racers are 9-1 at the CFSB Center this season and 24-1 in the last two seasons.
- o The Racers only made 1-of-4 free throws in the final seconds and had to defend a would-be game winner by Ben Sheppard at the buzzer.
- o Sheppard's 35 points was one off the CFSB Center opponents record of 36.

- o The Racers were looking for their first three-game win streak of the season, but ran into a hot team as Indiana State won 99-56.
- o The 43-point defeat is the most against a conference opponent in MSU history and it is second-most overall. MSU lost at EKV in 1955 by 41 points and lost at St. Bonaventure in 1960 by 53 points.
- o The Sycamores 19 3-point baskets is a program record.

- o The Murray State Racers dropped a 92-68 defeat to the Drake Bulldogs Tuesday at the CFSB Center, Murray, Kentucky.
- o Brian Moore, Jr. led the Racers with 17 points.
- o The Racers were down early 18-3, but rallied with a 10-0 run to cut the Bulldog's lead to 10 points with 2:41 left in the half, on a Wood drive to the basket. That's as close as MSU could get and trailed 55-39 at the halftime intermission.
- o This was the Bulldogs first visit to Murray.
- o Drake's 55-point first half was the first against the Racers since Florida State scored 50 against MSU in the 2019 NCAA Tournament in Hartford, Conn.

- o MSU broke from the gate by hitting 7-of-9 from the field to lead 16-10 at 10:23 on Justin Morgan's 3-pointer.
- o The Braves led 31-21 at halftime.
- o The Racers hit 57 percent from the field on 9-of-17, including three 3-popint baskets in the first half.
- o The Racers were down 53-36 with 12:09 left and were never able to mount a rally.
- o The Racers made their first visit to Carver Arena since they took on Bradley in the 1994 NIT under Coach Scott Edgar.

- o The Racers snapped a six-game losing skid on the road with close win at Illinois State.
- o Rob Perry reached the milestone mark of 1,500 career points as he scored 22 of his game-high 25 points in the first half.
- o JaCobi Wood notched 11 assists to tie his career-high.
- o Quincy Anderson and Kenny White combined for MSU's season-high of 31 bench points.
- o The Racers saw ISU hit 4-of-4 from 3-point range to start the game, but limited the Redbirds to 4-17 the rest of the way.

o T

Game 23	Belmont at MSU			2-01-23
CFSB Center - Murray, Ky.				
Belmont	(16-8, 9-4)	43	39	82
Murray State	(13-10, 8-5)	49	34	83

Game 24	MSU at Indiana State		2-04-23	
Hulman Center - Terre Haute, Ind.				
Murray State	(13-10, 8-5)	28	28	56
Indiana State	(16-9, 9-5)	40	59	99

Game 25	Drake at MSU			2-07-23
Hulman Center - Terre Haute, Ind.				
Drake	(20-6, 11-4)	55	37	92
Murray State	(13-12, 8-7)	39	29	68

Game 26		MSU at Bradley		2-11-23	
Carver Arena - Peoria, Ill.					
Murray State	(13-13, 8-8)	21	27	48	
Bradley	(19-8, 12-4)	31	52	83	

Game 27	MSU at Illinois State		2-15-23	
Redbird Arena - Normal, Ill.				
Murray State	(14-13, 9-8)	40	36	76
Illinois State	(10-18, 5-12)	35	40	75

RECORDS

ANNUAL MADE 3-POINT LEADERS

Season	Player	Games	3pt
1986-87	Don Mann	28	72
1987-88	Don Mann	24	62
1988-89	Don Mann	30	70
1989-90	Frank Allen	30	55
1990-91	Frank Allen	33	55
1991-92	Frank Allen	25	66
1992-93	Frank Allen	28	75
1993-94	Cedric Gumm	28	47
	William Moore	28	47
1994-95	William Moore	30	76
1995-96	Marcus Brown	29	74
1996-97	De'Teri Mayes	30	83
1997-98	De'Teri Mayes	33	103
1998-99	Marlon Towns	31	48
1999-00	Aubrey Reese	32	54
2000-01	Justin Burdine	29	75
2001-02	Justin Burdine	32	99
2002-03	Rick Jones	29	77
2003-04	Chris Shumate	34	73
2004-05	Trey Pearson	27	66
2005-06	Trey Pearson	29	45
2006-07	Tyler Holloway	29	55
2007-08	Tyler Holloway	31	55
2008-09	Tyler Holloway	30	60
2009-10	B.J. Jenkins	32	67
2010-11	Isaiah Canaan	32	58
2011-12	Isaiah Canaan	33	98
2012-13	Isaiah Canaan	31	94
2013-14	Dexter Fields	34	76
2014-15	Cameron Payne	35	84
2015-16	Jeffery Moss	31	80
2016-17	Jonathan Stark	33	108
2017-18	Jonathan Stark	32	110
2018-19	Tevin Brown	33	90
2019-20	Tevin Brown	32	85
2020-21	Tevin Brown	26	73

ANNUAL REBOUND AVERAGE LEADERS

Years	Name	Total	Avg
1996-97	Vincent Rainey	247	8.2
1997-98	Isaac Spencer	275	8.3
1998-99	Isaac Spencer	234	7.1
1999-00	Isaac Spencer	261	8.2
2000-01	Antione Whelchel	227	7.8
2001-02	James Singleton	312	10.1
2002-03	James Singleton	320	11.0
2003-04	Cuthbert Victor	347	10.2
2004-05	Shawn Witherspoon	135	5.0
2005-06	Shawn Witherspoon	239	7.7
2006-07	Shawn Witherspoon	159	5.5
2007-08	Bruce Carter	173	5.6
2008-09	Ivan Aska	181	5.8
2009-10	Tony Easley	210	5.8
2010-11	Ivan Aska	165	5.2
2011-12	Ivan Aska	161	6.0
2012-13	Ed Daniel	311	10.0
2013-14	Jarvis Williams	338	9.9
2014-15	Jarvis Williams	293	8.4
2015-16	Wayne Langston	188	6.1
2016-17	Terrell Miller	269	8.2
2017-18	Terrell Miller	275	8.6
2018-19	Darnell Cowart	214	6.5
2019-20	Anthony Smith	239	7.5
2020-21	KJ Williams	220	8.5
2021-22	KJ Williams	285	8.4

* National Leader

GAME BY GAME RECAPS

o




o



o I



o T



2022-23 MURRAY STATE MEN'S BASKETBALL

COACH STEVE PROHM



Coach Steve Prohm returns to Murray State for a second era as head coach and it comes just as the Racers enter the Missouri Valley Conference. With his legacy with the Racers already secure after a almost a decade in Murray as assistant and then head coach from 2005-12, Prohm is back for the challenge of a new conference.

Introduced as the Racers' 17th head coach on March 28, 2022. 2022-23 is Prohm's 24th overall season in college basketball and 11th as head coach. Prohm's return came about when Coach Matt McMahon became head coach at LSU. Prohm hired McMahon as assistant coach in 2011.

Prohm Iowa State Notes

- o Left Murray State to become the 20th head coach at Iowa State on June 8, 2015.
- o Coached the Cyclones six seasons from 2015-21.
- o Had a 97-95 mark at ISU with three NCAA Tournaments appearances in his six seasons. He was sixth all-time at ISU with 97 wins and 40 Big 12 wins.
- o Cyclones won the 2017 and 2019 Big 12 Tournament titles and advanced as far as the Sweet 16 in the NCAA Tournament in 2016.
- o Prohm was second all-time at ISU with seven wins against AP Top-10 teams. His 17 wins against the top-25 are the third-most in school history.
- o During Prohm's time in Ames, he had six NBA draft picks.

Prohm's First Era At Murray State

- o Prohm's first run as Racer head coach produced an amazing 104-29 record in four seasons from 2011-15.
- o MSU teams won two Ohio Valley Conference regular season titles in 2012 and 2015 and a game in the 2012 NCAA Tournament.
- o 2011-12 team established the Racers as the final undefeated team in the nation at 23-0 with a top-10 national ranking and set the OVC record with 31 wins.
- o 2013-14 team won the CollegeInsider.com Tournament (CIT).
- o 2014-15 team went undefeated in the OVC play, won a conference record 25 consecutive games, and advanced to the quarterfinals of the NIT.

THE PROHM FILE

Hometown: Vienna, Va. **High School:** NW Whitfield - Tunnel Hill, Ga.
Birthdate: July 12, 1974 **Family:** Wife - Katie
Education: Alabama, 1997 **Children:** Cass, Jackson, Francis & Drew
Degree: Education

PROHM VS OPPONENTS

Alabama	1-0	Indiana State	2-1	Saint Mary's	1-1
Alabama A&M	1-0	Iona	1-0	Saint Louis	0-1
Alabama State	1-0	Iowa	2-4	San Francisco	1-0
Alaska-Anchorage	1-0	Jackson State	1-0	San Diego State	1-0
Alcorn State	2-0	Jacksonville State	3-1	Savannah State	1-0
Appalachian State	1-0	Kansas	4-9	Seton Hall	1-1
Arizona	0-1	Kansas City	1-0	Southeast Missouri	6-2
Ark.-Little Rock	1-0	Kansas State	7-6	SIUE	5-2
Ark.-Pine Bluff	2-0	Evansville	2-0	Southern Illinois	2-2
Arkansas State	2-0	Lipscomb	3-0	Southern	1-0
Auburn	1-1	Lindsey Wilson	1-0	Southern Miss.	2-0
Austin Peay	9-0	Marquette	0-1	St. John's	1-0
Baylor	3-10	Md. Eastern Shore	1-0	South Dakota St.	1-1
Belmont	3-4	Memphis	1-0	TCU	5-8
Bellarmine	0-1	Miami (Fla.)	1-0	Tennessee	0-1
Bethel (TN)	6-0	Michigan	0-1	Tennessee State	11-1
Buffalo	1-0	Middle Tennessee	1-2	Tenn. Temple	1-0
Boise State	2-0	Milwaukee	0-1	Texas	4-9
Bradley	1-1	Mississippi	1-0	Texas A&M	1-1
Chattanooga	1-1	Mississippi State	0-1	Texas Southern	1-0
Chicago State	2-0	Mississippi Valley	2-0	Texas Tech	5-7
The Citadel	1-0	Missouri	1-1	Tulsa	3-0
Cincinnati	1-1	Missouri State	2-0	Towson	1-0
Colorado	1-1	Morehead State	6-0	UAB	1-0
Colorado State	1-0	Morgan State	1-0	UIC	1-0
Coppin State	1-0	Mount St. Mary's	1-0	UMass	0-1
Dayton	1-2	Nevada	1-0	UTEP	1-0
Drake	3-2	North Dakota State	2-0	UT Martin	7-1
Eastern Illinois	8-1	Northern Illinois	2-0	Vanderbilt	0-1
Eastern Kentucky	4-2	UNI	1-2	Valparaiso	1-3
Evansville	4-0	Ohio State	0-1	Virginia	0-1
Florida A&M	0-1	Oklahoma	7-7	Virginia Tech	1-0
Purdue Fort Wayne	1-0	Oklahoma State	8-6	Western Illinois	1-0
Gonzaga	0-1	Old Dominion	1-2	Western Ky	3-1
Harris-Stowe	1-0	Omaha	3-0	West Virginia	3-10
Houston	0-1	Oregon State	0-1	Yale	1-0
Illinois	2-0	Pacific	1-0	Xavier	0-1
Illinois State	3-0	Portland	0-1		
Tulsa	1-0	Purdue	0-1		

PROHM CAREER COACHING RECORDS

Season	School	Position	Total	H	A	N	CONF	H	A	Finish	Tourney	Post Season
1998-99	Centenary	Assistant	14-14	9-0	2-11	1-1	9-7	6-2	3-6	5th	Semifinals	
1999-00	SE Louisiana	Assistant	10-17				5-13			9th	DNQ	
2000-01	SE Louisiana	Assistant	8-21				5-15			11th	DNQ	
2001-02	SE Louisiana	Assistant	7-20				6-14			10th	DNQ	
2002-03	SE Louisiana	Assistant	11-16				9-11			8th	DNQ	
2003-04	SE Louisiana	Assistant	20-9				11-5			Champion	Semifinals	
2004-05	SE Louisiana	Assistant	24-9				13-3			Champion	Champion	NCAA 1st Round
2005-06	Tulane	Assistant	12-17	10-4	2-13	0-0	6-8	4-3	2-5	5th	Quarters	
2006-07	Murray State	Assistant	16-14	8-5	8-7	0-2	13-7	6-4	7-3	2nd	Quarters	
2007-08	Murray State	Assistant	18-13	14-2	4-9	0-2	13-7	9-1	4-6	2nd	Semifinals	
2008-09	Murray State	Assistant	19-12	12-3	6-5	1-4	13-5	8-1	5-4	2nd	Semifinals	
2009-10	Murray State	Assistant	31-5	15-0	11-4	5-1	17-1	9-0	8-1	Champion	Champion	NCAA 2nd Round
2010-11	Murray State	Assistant	23-9	14-4	13-2	9-4	14-4	7-2	7-2	Champion	Semifinals	NIT 1st Round
2011-12	Murray State	Head Coach	31-2	13-1	13-0	5-1	15-1	7-1	8-0	Champion	Champion	NCAA 3rd Rd
2012-13	Murray State	Head Coach	21-10	10-4	8-4	3-2	10-6	5-3	5-3	4th	Runner-up	
2013-14	Murray State	Head Coach	23-11	17-1	6-9	0-1	13-3	8-0	5-3	2nd	Semifinals	CIT Champions
2014-15	Murray State	Head Coach	29-6	15-1	12-2	2-3	16-0	8-0	8-0	Champion	Runner-up	NIT Quarters
2015-16	Iowa State	Head Coach	23-12	14-2	4-7	5-3	10-8	7-2	3-6	5th	Quarters	NCAA Sweet 16
2016-17	Iowa State	Head Coach	24-11	12-3	5-6	7-2	12-6	7-2	5-4	2nd	Champion	NCAA 2nd Round
2017-18	Iowa State	Head Coach	13-18	9-7	0-10	4-1	4-14	4-5	0-9	10th	1st Round	
2018-19	Iowa State	Head Coach	23-21	12-4	5-6	6-2	9-9	5-4	4-5	5th	Champion	NCAA 1st Round
2019-20	Iowa State	Head Coach	12-20	11-6	0-11	1-3	5-13	5-4	0-9	9th	1st Round	
2020-21	Iowa State	Head Coach	2-22	2-10	0-11	0-1	0-18	0-9	0-9	10th	1st Round	
2022-23	Murray State	Head Coach	14-13	9-2	3-10	2-1	9-8	5-2	3-6			

Totals - Head Coach at Iowa State 97-95
 Totals - Head Coach at Murray State 118-42
 Total - Head Coach 215-137

2022-23 MURRAY STATE MEN'S BASKETBALL

PROHM MILESTONE GAMES

Game	Date	Opponent	H/A/N	W/L	Score
As Assistant					
First Win at Centenary	00-00-1998	Nicholls State	Home	Won	66-59
First Win at SE Louisiana	11-20-1999	Southern	Home	Won	71-70
First NCAA at SE Louisiana	03-18-2004	Oklahoma State	Neutral	Lost	63-50
First NCAA at Murray State	03-18-2010	Vanderbilt	Neutral	Won	66-65
As Head Coach					
First Win - MSU	11-11-2011	Harris-Stowe	Home	Won	76-49
First OVC Win -MSU	12-21-2011	UT Martin	Home	Won	78-54
25th Win as Head Coach	02-15-2012	SE Missouri	Away	Won	75-66
First NCAA Win - MSU	03-15-2012	Colorado State	Neutral	Won	58-41
50th Win	02-20-2013	Morehead State	Away	Won	106-100
75th Win	04-03-2014	Yale	Home	Won	65-57
80th Win	12-06-2014	Western Kentucky	Home	Won	93-81
90th Win	01-17-2015	Tennessee State	Home	Won	91-72
100th Win	02-26-2015	Eastern Illinois	Home	Won	65-57
First Win at Iowa State	11-15-2015	Colorado	Neutral	Won	68-62
125th Win	02-25-2016	Oklahoma State	Home	Won	58-50
150th Win	03-11-2017	West Virginia	Neutral	Won	80-74
200th Win	11-29-2020	Pine Bluff	Home	Won	80-63

PROHM NBA PLAYERS

Player	Drafted	Team	Round	Selection	Overall
Isaiah Canaan	2013	Houston Rockets	2	4	34
Cameron Payne	2015	Oklahoma City Thunder	1	14	14
Abdel Nader	2016	Phoenix Suns	2	28	58
Georges Niang	2016	Utah Jazz	2	20	50
Monte' Morris	2017	Denver Nuggets	2	21	51
Matt Thomas	2017	Toronto Raptors	Undrafted Free Agent		
Talen Horton-Tucker	2019	Los Angeles Lakers	2	16	46
Marial Shayok	2019	Philadelphia 76ers	2	24	54
Tyrese Haliburton	2020	Sacramento Kings	1	12	12

PROHM VS RANKED OPPONENTS

						Team	Opp
MSU	12-11-2011	Memphis	A	W	76-72	-	21
MSU	02-18-2012	Saint Mary's (CA)	H	W	65-51	16	21
MSU	03-27-2012	Marquette	N	L	53-62	11	9
ISU	12-22-2015	Cincinnati	A	W	81-79	11	22
ISU	01-02-2016	*Oklahoma	A	L	83-87	11	3
ISU	01-00-2016	*Texas	A	L	91-94OT	12	17
ISU	01-18-2016	*Oklahoma	H	W	82-77	19	1
ISU	01-25-2016	*Kansas	H	W	85-72	14	4
ISU	01-30-2016	Texas A&M	A	L	62-72	14	5
ISU	02-02-2016	*West Virginia	H	L	76-81	13	14
ISU	02-10-2016	*Texas Tech	A	L	82-85OT	10	14
ISU	02-13-2016	*Texas	H	W	85-75	14	24
ISU	02-16-2016	*Baylor	A	L	91-00 OT	13	25
ISU	02-22-2016	*West Virginia	A	L	87-97	17	14
ISU	03-05-2016	*Kansas	A	L	78-85	21	1
ISU	03-10-2016	Oklahoma	N	L	76-79	21	6
ISU	03-25-2016	Virginia	N	L	71-84	22	4
ISU	11-27-2016	Gonzaga	N	L	71-73	21	11
ISU	01-04-2017	*Baylor	A	L	63-65	-	2
ISU	01-16-2017	*Kansas	H	L	72-76	-	2
ISU	01-31-2017	*West Virginia	H	L	72-85	-	7
ISU	02-04-2017	*Kansas	A	W	92-89 OT	-	3
ISU	02-25-2017	*Baylor	H	W	72-69	-	9
ISU	03-03-2017	*West Virginia	A	L	76-87	24	10
ISU	03-11-2017	West Virginia	N	W	80-74	23	11
ISU	03-18-2017	Purdue	N	L	76-80	16	15
ISU	01-09-2018	*Kansas	A	L	78-83	-	12
ISU	01-17-2018	*TCU	A	L	73-96	-	24
ISU	01-20-2018	*Texas Tech	H	W	70-52	-	8
ISU	01-27-2018	Tennessee	H	L	45-68	-	22
ISU	01-31-2018	*West Virginia	H	W	93-77	-	15
ISU	02-10-2018	*Texas Tech	A	L	58-76	-	7
ISU	02-10-2018	*Oklahoma	H	W	88-80	-	17
ISU	02-13-2018	*Kansas	H	L	77-83	-	13
ISU	02-24-2018	*West Virginia	A	L	70-85	-	21
ISU	12-06-2018	Iowa	A	L	84-98	-	18
ISU	01-05-2019	*Kansas	H	W	77-60	-	5

PROHM VS 2022-23 OPPONENTS

Austin Peay						Middle Tennessee					
01-07-2012	A	W	87-75			11-26-2013	H	L	80-62		
02-11-2012	H	W	82-63			11-18-2014	A	W	68-49		
01-12-2013	A	W	71-68			12-21-2022	A	L	83-67		
02-02-2013	H	W	75-68	OT		Missouri State					
01-11-2014	H	W	89-67			3-19-2014	A	W	66-63		
01-31-2014	A	W	96-88			01-28-2023	H	W	74-71		
02-07-2015	A	W	82-72			02-21-2023	A				
02-21-2015	H	W	89-54			Northern Iowa					
12-16-2022	H	W	68-60			12-19-2015	N	L	79-81		
Bellarmine						12-16-2017	N	W	76-65		
12-10-2022	A	L	69-58			01-10-2023	A	L	67-75		
Belmont						Saint Louis					
02-07-2013	H	W	79-74			11-07-2022	A	L	68-91		
03-09-2013	N	L	68-70	OT		Southern Illinois					
02-06-2014	A	L	96-99			12-17-2013	H	W	73-65		
01-15-2015	H	W	92-77			12-22-2014	A	W	83-71		
03-07-2015	N	L	87-88			12-29-2022	H	L	63-57		
01-17-2023	A	L	65-80			01-24-2023	A	L	64-68		
02-01-2023	H	W	83-82			Texas A&M					
Bradley						12-11-1946	N	W	49-46		
12-01-2023	H	W	67-58			11-17-2022	N	W	88-79		
02-11-2023	A	L	83-48			Tulsa					
Chattanooga						03-23-2015	A	W	83-62		
11-13-2015	H	W	83-63			11-17-2017	N	W	80-78		
11-26-2022	A	L	66-69			11-20-2022	N	W	77-60		
Chicago State						Valparaiso					
11-13-2015	H	W	106-64			12-29-2012	H	L	64-66		
12-13-2022	H	W	66-65			01-08-2013	A	L	77-74		
Drake						11-29-2014	N	L	58-93		
11-30-2014	N	W	68-59			12-04-2022	A	W	77-70 OT		
12-15-2018	N	W	77-68			02-26-2023	H				
12-17-2016	N	W	97-80			Evansville					
01-07-2023	A	L	82-64			12-08-2012	A	W	82-70		
02-07-2023	H	L	92-68			12-04-2013	H	W	65-63		
Evansville						12-13-2014	A	W	81-79		
12-08-2012	A	W	82-70			01-01-2023	A	W	78-61		
12-04-2013	H	W	65-63			02-18-2023	H				
12-13-2014	A	W	81-79			UIC					
01-01-2023	A	W	78-61			01-14-2023	H	W	81-64		
02-18-2023	H					Illinois State					
Indiana State						12-20-2014	H	W	89-77		
11-24-16	N	W	73-71			12-01-2022	H	W	70-67 OT		
01-21-2023	H	W	82-73			02-15-2022	A	W	76-75		
02-04-2023	A	L	56-99			Lindsey Wilson					
Lindsey Wilson						11-22-2022	H	W	90-53		
UMass						UMass					
11-18-2022	N	L	69-71								

2022-23 MURRAY STATE MEN'S BASKETBALL

PROHM VS RANKED OPPONENTS

ISU	01-16-2019	*Texas	A	W	68-64	-	8
ISU	01-21-2019	*Kansas	A	L	76-80	24	9
ISU	01-26-2019	Ole Miss	A	W	87-73	24	20
ISU	02-16-2019	*Kansas State	A	W	78-64	23	18
ISU	03-09-2019	*Texas Tech	H	L	73-80	-	8
ISU	03-15-2019	Kansas State	N	W	63-59	-	15
ISU	03-16-2019	Kansas	N	W	78-66	-	17
ISU	11-29-2019	Seton Hall	N	L	76-84	-	13
ISU	12-08-2019	Seton Hall	H	W	76-66	-	16
ISU	01-08-2020	*Kansas	H	L	53-79	-	3
ISU	01-15-2020	*Baylor	A	L	55-68	-	2
ISU	01-18-2020	*Texas Tech	A	L	52-72	-	23
ISU	01-25-2020	Auburn	A	L	76-80	-	16
ISU	01-29-2020	*Baylor	H	L	53-67	-	1
ISU	02-05-2020	*West Virginia	A	L	61-76	-	13
ISU	02-17-2020	*Kansas	A	L	71-91	-	3
ISU	12-11-2020	Iowa	A	L	77-105	-	3
ISU	12-18-2020	*West Virginia	A	L	65-70	-	8
ISU	01-02-2021	*Baylor	H	L	65-76	-	2
ISU	01-05-2021	*Texas	A	L	72-78	-	4
ISU	01-09-2021	*Texas Tech	H	L	64-91	-	18
ISU	02-02-2021	*West Virginia	H	L	72-76	-	17
ISU	02-06-2021	*Oklahoma	A	L	72-79	-	9
ISU	02-20-2021	*Oklahoma	H	L	56-66	-	9
ISU	02-23-2021	*Baylor	A	L	72-77	-	2
ISU	03-02-2021	*Texas	H	L	67-81	-	15
ISU	03-04-2021	*Texas Tech	A	L	54-81	-	18
ISU	03-10-2021	Oklahoma	N	L	73-79	-	24
MSU	11-17-2022	Texas A&M	N	W	88-79	-	24

HEAD COACH HISTORY

			----- Overall -----			----- OVC/MVC-----				
Coach	Seasons	Tenure	Gm	W-L	Pct.	Seasons	W-L	Pct.	Reg	Tourn
Carlisle Cutchin	16	1925-41	348	256-92	.736	-	----	---	-	-
Rice Mountjoy	1	1941-42	22	18-4	.818	-	----	---	-	-
John Miller	6	1942-48	134	74-60	.522	-	----	---	-	-
Harlan Hodges	6	1948-54	170	105-65	.617	6	40-25	.615	1	1
Rex Alexander	4	1954-58	104	49-55	.471	4	23-19	.547	0	0
Cal Luther	16	1958-74	395	241-154	.610	16	125-88	.586	3	1
Fred Overton	4	1974-78	103	44-59	.427	4	21-35	.375	0	0
Ron Greene	7	1978-85	197	119-78	.604	7	61-35	.635	3	0
Steve Newton	6	1985-91	181	116-65	.640	6	57-21	.730	4	3
Scott Edgar	4	1991-95	118	79-40	.663	4	48-14	.774	3	2
Mark Gottfried	3	1995-98	92	68-24	.739	3	40-12	.769	3	2
Tevester Anderson	5	1998-03	155	103-52	.664	5	60-24	.714	2	2
Mick Cronin	3	2003-06	93	69-24	.741	3	42-10	.807	1	2
Billy Kennedy	5	2006-11	128	107-53	.668	5	70-24	.744	2	1
Steve Prohm	4	2011-15	132	104-29	.791	3	38-10	.791	2	1
Matt McMahon	7	2015-22	221	154-67	.696	7	93-31	.750	4	3
Steve Prohm	1 (5)	2022-	1	13-12			8-7		MVC	

Reg - OVC Regular Season Championship, Tourn - OVC Tournament Championship

Most Overall Victories

Coach	Seasons	Wins
Carlisle Cutchin	16	256
Cal Luther	16	241
Matt McMahon	7	154
Ron Greene	7	119
Steve Newton	6	116
Billy Kennedy	5	107
Harlan Hodges	6	105
Steve Prohm	4	104
Tevester Anderson	5	103
Scott Edgar	4	79
John Miller	6	74
Mick Cronin	3	69
Mark Gottfried	3	68
Rex Alexander	4	49
Fred Overton	4	44
Rice Mountjoy	1	18

Highest Overall Winning Percentage

Coach	Seasons	Pct
Rice Mountjoy	1	.818
Steve Prohm	4	.781
Mark Gottfried	3	.739
Carlisle Cutchin	16	.736
Mick Cronin	3	.741
Matt McMahon	7	.696
Billy Kennedy	5	.668
Tevester Anderson	5	.664
Scott Edgar	4	.663
Steve Newton	6	.640
Harlan Hodges	6	.617
Cal Luther	16	.610
Ron Greene	7	.604
John Miller	6	.522
Rex Alexander	4	.471
Fred Overton	4	.427

Most OVC Victories

Coach	Seasons	Wins
Cal Luther	16	125
Matt McMahon	7	93
Billy Kennedy	5	70
Ron Greene	7	61
Tevester Anderson	5	60
Steve Newton	6	57
Scott Edgar	4	48

Mick Cronin	3	42
Harlan Hodges	6	40
Mark Gottfried	3	40
Steve Prohm	4	38
Rex Alexander	4	23
Fred Overton	4	21

Highest OVC Winning Percentage

Coach	Seasons	Pct
Mick Cronin	3	.807
Steve Prohm	4	.791
Scott Edgar	4	.774
Mark Gottfried	3	.769
Matt McMahon	7	.750
Billy Kennedy	5	.744
Steve Newton	6	.730
Tevester Anderson	5	.714
Ron Greene	7	.635
Harlan Hodges	6	.615
Cal Luther	16	.586
Rex Alexander	4	.547
Fred Overton	4	.375

Overall Winning Percentage (5 or more seasons)

Coach	Seasons	Pct
Carlisle Cutchin	16	.736
Matt McMahon	7	.696
Billy Kennedy	5	.668
Tevester Anderson	5	.664
Steve Newton	6	.640
Harlan Hodges	6	.617
Cal Luther	16	.610
Ron Greene	7	.604
John Miller	6	.522

Most 20-Win Seasons

Coach	Total	Seasons	Best
Carlisle Cutchin	4	16	27
Steve Prohm	4	4	31
Matt McMahon	4	7	31
Ron Greene	3	7	23
Steve Newton	3	6	24
Harlan Hodges	2	6	24
Scott Edgar	2	4	23
Mark Gottfried	2	3	29
Tevester Anderson	2	5	27
Mick Cronin	2	3	28
Billy Kennedy	2	4	31

Most 30-Win Seasons

Coach	Total	Best
Steve Prohm	1	31
Billy Kennedy	1	31
Matt McMahon	1	31

HEAD COACH HISTORY

OVC Coach of the Year Winners

Coach	Season	Record
Cal Luther	1963-64	16-9
Cal Luther	1968-69	22-6
Fred Overton	1976-77	17-10
Ron Greene	1979-80	23-8
Ron Greene	1982-83	21-8
Steve Newton	1987-88	22-9
Steve Newton	1989-90	21-9
Scott Edgar	1991-92	17-13
Scott Edgar	1993-94	23-6
Mark Gottfried	1997-98	29-4
Tevester Anderson	1998-99	27-6
Mick Cronin	2005-06	28-6
Billy Kennedy	2009-10	31-5
Billy Kennedy	2010-11	23-9
Steve Prohm	2011-12	31-2
Steve Prohm	2014-15	29-6
Matt McMahon	2021-22	31-3

NCAA Appearances

Coach	Appearances
Cal Luther	1964, 1969
Steve Newton	1988, 1990, 1991
Scott Edgar	1992, 1995
Mark Gottfried	1997, 1998
Tevester Anderson	1999, 2002
Mick Cronin	2004, 2006
Billy Kennedy	2010
Steve Prohm	2012
Matt McMahon	2018, 2019, 2022

Consecutive Post-Season Appearances

Coach	Streak	Appearances	Record
Steve Newton	4	1988 NCAA	22-9
		1989 NIT	19-11
		1990 NCAA	21-9
		1991 NCAA	24-9
Mark Gottfried	3	1996 NIT	19-10
		1997 NCAA	20-10
Matt McMahon	2	2018 NCAA	26-6
		2019 NCAA	28-5
Steve Prohm	2	2014 CIT	23-11
		2015 NIT	29-6
		1998 NCAA	29-4
Ron Greene	2	1982 NIT	20-8
		1983 NIT	21-8
Scott Edgar	2	1994 NIT	23-6
		1995 NCAA	21-9
Billy Kennedy	2	2010 NCAA	31-5
		2011 NIT	23-9

OVC Tournament Victories

Coach	Tournaments	Titles	Wins
Tevester Anderson	6	2	10-3
Matt McMahon	7	3	10-4
Scott Edgar	4	2	8-2
Steve Newton	6	3	8-3
Mark Gottfried	3	3	7-1
Harlan Hodges	6	1	7-6
Mick Cronin	3	2	6-1
Cal Luther	3	1	6-5
Billy Kennedy	5	1	5-4
Steve Prohm	4	1	4-3
Ron Greene	6	0	2-6
Rex Alexander	1	0	1-1
Fred Overton	2	0	0-2

Overall Post Season Records (NCAA & NIT)

Coach	Record	NCAA	NIT
Steve Prohm	8-2	1	1
Ron Greene	2-3	0	2
Matt McMahon	2-3	3	0
Billy Kennedy	1-2	1	1
Steve Newton	1-4	3	1
Mick Cronin	0-2	2	0
Cal Luther	0-2	2	0
Tevester Anderson	0-2	2	0
Scott Edgar	0-3	2	1
Mark Gottfried	0-3	2	1

Undefeated Start To A Season

Coach	Season	Record
Steve Prohm	2011-12	23-0
Carlisle Cutchin	1929-30	16-0
Carlisle Cutchin	1936-37	12-0
Harlan Hodges	1950-51	12-0
Harlan Hodges	1951-52	12-0
Mark Gottfried	1997-98	9-0
Tevester Anderson	1998-99	9-0
Carlisle Cutchin	1937-38	8-0
Mick Cronin	2003-04	8-0

One Loss Start To A Season

Coach	Season	Record
Steve Prohm	2011-12	31-1
Carlisle Cutchin	1935-36	19-1
Carlisle Cutchin	1929-30	12-1
Carlisle Cutchin	1931-32	15-1
Ron Greene	1982-83	14-1
Carlisle Cutchin	1936-37	12-1
Harlan Hodges	1950-51	12-1
Matt McMahon	2021-22	10-1

Best Winning Streaks

Coach	Season	Streak
Steve Prohm	2014-15	25
Steve Prohm	2011-12	23
Matt McMahon	2021-22	21
Billy Kennedy	2009-10	17
Carlisle Cutchin	1935-36	16
Carlisle Cutchin	1931-32	15
Steve Newton	1989-90	14
Ron Greene	1982-83	14
Matt McMahon	2017-18	13
Carlisle Cutchin	1937-38	13
Matt McMahon	2018-19	12
Mark Gottfried	1997-98	12
Harlan Hodges	1950-51	12
John Miller	1942-43	12
Rice Mountjoy	1941-42	12
Carlisle Cutchin	1936-37	12

Recent Assistant Coaches (Including GAs)

Name	Seasons	Years
Cole Christian	1	2021-22
Antwon Jackson	1	2021-22
Jonathan Mattox	1	2021-22
Donte Poole	1	2021-22
Marcus Brown	2	2020-22
Jack Seltsam	2	2020-22
Tim Kaine	7	2015-22
Casey Long	6	2016-22
Ronrico White	4	2019-22
Mike Chapman	5	2018-22
Shane Nichols	6	2015-21
Chase McAtee	2	2019-21
James Kane	6	2011-17
Jewuan Long	3	2014-17
Blake Wetherington	2	2015-17
William Small	4	2011-15
Matt McMahon	4	2011-15
Brian Sherrer	3	2011-14
Josh Gibson	2	2007-09
Steve Prohm	5	2006-10
Amir Abdur-Rahim	4	2008-11
Isaac Chew	4	2008-11
Nick Matson	1	2010-11
Bret Campbell	1	2009-10
Marcus Smith	2	2008-10
Jamall Walker	3	2007-09
Dusty May	1	2006-07
Chad Dollar	1	2006-07
Darren Savino	2	2004-06
Chris Goggin	3	2003-06
Matt Grady	3	2003-06
Tim Haworth	1	2004-05

MURRAY STATE LEGENDS

Murray State Basketball By The Numbers

Retired Numbers By Year

21	Bennie Purcell	1952
16	Garrett Beshear	1953
19	Howie Crittenden	1956
15	Jeff Martin	1989
30	Paul King	1991
54	Popeye Jones	1992
26	Joe Fulks	2001
20	Johnny Reagan	2003
5	Marcus Brown	2010
3	Isaiah Canaan	2018
12	Ja Morant	2020
1	Cameron Payne	2023

MSU Hall Of Fame By Induction Year

Joe Fulks	1965
Willard Bagwell	1967
Floyd Burdette	1967
Hugh May	1967
Bennie Purcell	1969
Garrett Beshear	1969
Howie Crittenden	1970
Coach Carlisle Cutchin	1970
Herman Shaw	1970
Johnny Reagan	1971
Ethridge McKeel	1972
Coach Harlan Hodges	1976
Jim Jennings	1978
Stewart Johnson	1979



Photo by: MSU Athletics

Out of Kuttawa, Ky., Joe Fulks played for the Racers from 1941-42 and became a Naismith Memorial Hall of Fame selection in 1977 after scoring 8,003 points for the Philadelphia Warriors from 1946-54.

John Miller	1982
Coach Cal Luther	1986
Dick Cunningham	1986
Lamont Sleet	1987
Les Taylor	1987
James Phillips	1988
Steve Barrett	1988
Herb McPherson	1989
Dale Alexander	1990
Herb Hurley	1990
Jimmy Young	1991
Auburn Wells	1994
Harold Loughary	1996
Coach Rex Alexander	2000
Coach Steve Newton	2000
Claude Virden	2002
Jeff Martin	2004
Popeye Jones	2007
Marcus Brown	2010

Don Mann	2012
Isaac Spencer	2014
Coach Ron Greene	2016
Isaiah Canaan	2018
DT Mayes	2019
Cameron Payne	2020
Coach Billy Kennedy	2020
Coach Tevester Anderson	2021
Vincent Rainey	2021

MSU All-America Selections

Etheridge McKeel	1938
Bob Salmons	1941
Joe Fulks	1943
Garrett Beshear	1951
Bennie Purcell	1952
Howie Crittenden	1956
Stewart Johnson	1966
Dick Cunningham	1968
Jeff Martin	1989
Popeye Jones	1991
Popeye Jones	1992
Marcus Brown	1994
Marcus Brown	1996
Cuthbert Victor	2004
Isaiah Canaan	2012
Cameron Payne	2015
Jonathan Stark	2018
Ja Morant	2019

NBA Draft Picks

Player	Year	Rd(Pick)	Team
Bennie Purcell	1952	NA	Baltimore
Garrett Beshear	1953	NA	Syracuse
Howie Crittenden	1956	NA	New York
Quitman Sullins	1958	5(33)	Minneapolis
Stewart Johnson	1966	3(21)	New York
Don Duncan	1967	10(112)	San Diego
Herb McPherson	1967	5(55)	San Diego
Dick Cunningham	1968	2(21)	Phoenix
Claude Virden	1970	9(142)	Seattle
Hector Blondet	1971	5(71)	Portland
Ron Johnson	1971	9(144)	Baltimore
Les Taylor	1973	9(142)	Cleveland
Grover Woolard	1977	6(132)	L.A. Lakers
Mike Muff	1978	10(193)	Golden State
Gary Hooker	1980	4(89)	Seattle
Glen Green	1983	6(119)	Denver
Mike Lahm	1985	5(100)	Detroit
Jeff Martin	1989	2(31)	L.A. Clippers
Popeye Jones	1992	2(41)	Houston
Marcus Brown	1996	2(46)	Portland
Isaiah Canaan	2013	2(34)	Houston
Cameron Payne	2015	1(14)	Oklahoma City
Ja Morant	2019	1(2)	Memphis

Other Leagues Draft Selections

Player	Year	Rd(Pick)	Team
Joe Fulks	1946	NA	Philadelphia(BAA)
Johnny Reagan	1948	NA	Chicago(BAA)
Dick Cunningham	1968	NA	N.Y. Nets(ABA)
Claude Virden	1970	NA	Kentucky(ABA)
Hector Blondet	1971	NA	Virginia(ABA)
Ron Williams	1972	NA	Dallas(ABA)
Les Taylor	1973	NA	Kentucky(ABA)

OVC Player Of The Year

Jim Jennings	1963-64
Claude Virden	1968-69
Les Taylor	1971-72, 1972-73
Gary Hooker	1979-80



Photo by: Dave Winder

In 2013, Isaiah Canaan celebrated at his alma mater, Biloxi (MS) High School. When the Houston Rockets selected Canaan, he became the Racers' first NBA pick in 17 years.



Photo by: OKC Thunder

In 2015, Murray State's Cameron Payne was welcomed to the Oklahoma City Thunder by Sam Presti, the team's Vice President & General Manager..



Photo by: Jenny Rohl

In 2019, Murray State's Ja Morant was center stage in New York City when the Memphis Grizzlies selected him as the second pick of the NBA Draft.

MURRAY STATE LEGENDS

Glen Green	1982-83
Jeff Martin	1987-88, 1988-89
Popeye Jones	1989-90, 1990-91
Marcus Brown	1994-95, 1995-96
De'Teri Mayes	1997-98
Aubrey Reese	1999-00
Cuthbert Victor	2003-04
Isaiah Canaan	2011-12, 2012-13
Cameron Payne	2014-15
Jonathan Stark	2017-18
Ja Morant	2018-19
KJ Williams	2021-22

OVC Athlete Of The Year

Gary Hooker	1979-80
Jeff Martin	1987,88, 1988-89
Popeye Jones	1990-91, 1991-92
Marcus Brown	1994-95
De'Teri Mayes	1997-98
Isaiah Canaan	2011-12
Cameron Payne	2014-15
Jonathan Stark	2017-18
Ja Morant	2018-19

OVC Freshman of the Year

Ivan Aska	2008-09
Isaiah Canaan	2009-10
Cameron Payne	2013-14

OVC Scoring Champion

Les Taylor	1971-72	25.6
Jeff Martin	1988-89	25.7
Marcus Brown	1994-95	22.4
Marcus Brown	1995-96	26.3
Vincent Rainey	1996-97	21.9
De'Teri Mayes	1997-98	21.5
Aubrey Reese	1999-00	20.4
Isaiah Canaan	2012-13	21.8
Cameron Payne	2014-15	20.2
Jonathan Stark	2016-17	21.9
Jonathan Stark	2017-18	21.4
Ja Morant	2018-19	24.5
KJ Williams	2021-22	18.0

OVC Rebounding Champion

Jim Jennings	1961-62	17.2
Jim Jennings	1963-64	14.8
*Dick Cunningham	1966-67	21.8
Marcelous Starks	1973-74	12.8
Gary Hooker	1979-80	12.3
Ricky Hood	1982-83	10.2
Popeye Jones	1989-90	11.2
Popeye Jones	1990-91	14.2
*Popeye Jones	1991-92	14.4
James Singleton	2001-02	10.1
James Singleton	2002-03	11.0
Cuthbert Victor	2003-04	10.2
Ed Daniel	2012-13	10.0

* National Leader

OVC Assist Champion

Glen Green	1981-82	137	4.9
Don Mann	1987-88	144	6.0
Chad Townsend	1997-98	171	5.2
*Ja Morant	2018-19	331	10.0

*National Leader

OVC Steals Champion

Marcus Brown	1994-95	76	2.5
B.J. Jenkins	2009-10	64	1.8

OVC Field Goal Percentage Champion

Larry Bale	1960-61	98-174	.563
Scott Schlosser	1962-63	117-232	.504
Bennie Goheen	1964-65	111-120	.529
Les Taylor	1970-71	143-271	.527
Marcelous Starks	1972-73	162-264	.613
Marcelous Starks	1973-74	145-259	.560
Chris Ogden	1988-89	136-236	.576
Chris Ogden	1989-90	141-238	.592
Isaac Spencer	1997-98	171-270	.633
Cuthbert Victor	2003-04	190-302	.629
Tony Easley	2007-08	115-167	.689
*Jarvis Williams	2013-14	184-284	.648
KJ Williams	2018-19	111-159	.698
Demond Robinson	2020-21	71-112	.634

* National Leader

OVC 3-Point Percentage Champion


Jeff Martin	1987-88	65-131	.496
Paul King	1989-90	46-98	.469
Marcus Brown	1995-96	74-175	.423
De'Teri Mayes	1997-98	103-234	.440
Isaiah Canaan	2009-10	54-112	.482

OVC Free Throw Percentage Champion

Jimmy Young	1969-70	86-96	.896
Craig Jones	1983-84	56-67	.836
Frank Allen	1989-90	112-129	.868
Frank Allen	1990-91	130-153	.850
De'Teri Mayes	1996-97	92-114	.807
B.J. Jenkins	2010-11	86-95	.905
Bryce Jones	2015-16	122-140	.871

OVC Blocked Shots Champion

Pearson Griffith	2005-06	79	2.6
Tony Easley	2009-10	95	2.6
Ed Daniel	2011-12	50	1.5



Jeff Martin (upper left), Popeye Jones (upper right) and Marcus Brown (lower photo) helped the Racers dominate the OVC by leading the Racers to eight regular season championships in a nine season period from the 1987-88 season to the 1995-96 season. During this time, the Racers also won five OVC Tournament titles that led to the same number of NCAA appearances. Martin (85-89) is MSU's all-time scorer, Jones (1988-92) is the leading rebounder and Brown (1992-96) is the third leading scorer and all-time steals leader. They combined to win six (two each) OVC Player of the Year Awards.



0- Jaxon Edwards

FRESHMAN

**F - 6-6- 195 - Indianapolis, Ind.
Cathedral HS**

2022-23 GAME LOG

#0 EDWARDS, Jaxon

Opponent	Date	GS	MIN	Total		3-Pointers		Free throws		Rebounds				PF		A	TO	BLK	STL	PTS	AVG
				FG-FGA	PCT	3FG-3FGA	PCT	FT-FTA	PCT	OFF	DEF	TOT	AVG								
at Saint Louis	11/07/2022		01:46	0-0	.000	0-0	.000	0-0	.000	1	0	1	1.0	0	0	0	0	0	0	0	0.0
Lindsey Wilson	11/12/2022		08:27	0-2	.000	0-1	.000	0-0	.000	0	2	2	1.5	0	1	1	0	1	0	1	0.0
vs Tulsa	11/20/2022		00:51	1-1	1.000	0-0	.000	0-0	.000	1	0	1	1.3	0	0	0	0	0	0	2	0.7
at Middle Tenn.	12/21/2022		01:45	0-0	.000	0-0	.000	0-0	.000	0	0	0	1.0	0	0	0	0	0	0	0	0.5
at Drake	01/07/2023		01:09	0-0	.000	0-0	.000	0-0	.000	0	0	0	0.8	0	0	0	0	0	0	0	0.4
UIC	01/14/2023		00:54	0-0	.000	0-0	.000	0-0	.000	0	0	0	0.7	0	0	0	1	0	0	0	0.3
at Belmont	01/17/2023		01:14	1-1	1.000	0-0	.000	0-0	.000	1	0	1	0.7	0	0	0	0	0	0	2	0.6
at Indiana St.	02/04/2023		04:28	0-1	.000	0-0	.000	0-0	.000	0	0	0	0.6	0	0	0	0	0	0	0	0.5
at Bradley	02/11/2023		03:19	1-1	1.000	0-0	.000	0-1	.000	0	0	0	0.6	0	0	0	0	1	2	0.7	
Totals		0	23:54	3-6	.500	0-1	.000	0-1	.000	3	2	5	0.6	0	1	1	1	2	6	0.7	

Player Averages

Games Played	Minutes/ game	Points/ game	FG Pct	3FG Pct	FT Pct	Rebounds/ game	Assists/ game	Turnovers/ game	Assist/Turnover ratio	Steals/ game	Blocks/ game
9	2.7	0.7	50.0	0.0	0.0	0.6	0.1	0.1	1.0	0.2	0.1

EDWARDS CAREER STATISTICS

EDWARDS, Jaxon

				Field Goals		3-Point		F-Throws		Rebounds										Scoring	
SEASON	TEAM	GP-GS	MIN/AVG	FG-FGA	FG%	3FG-3FGA	3FG%	FT-FTA	FT%	OFF	DEF	TOT	AVG	PF-FO	A	TO	BLK	STL	PTS	AVG	
2022-23	MUR	9-0	24/2.7	3-6	.500	0-1	.000	0-1	.000	3	2	5	0.6	0-0	1	1	1	2	6	0.7	
TOTAL		9-0	24/2.7	3-6	.500	0-1	.000	0-1	.000	3	2	5	0.6	0-0	1	1	1	2	6	0.7	

Single Game Highs

Statistic	Value
Points	2 at Belmont 01/17/23, at Bradley 02/11/23, vs Tulsa 11/20/22
Rebounds	2 vs Lindsey Wilson 11/12/22
Assists	1 vs Lindsey Wilson 11/12/22
Steals	1 vs Lindsey Wilson 11/12/22, at Bradley 02/11/23
Blocks	1 vs UIC 01/14/23
FG Made	1 at Belmont 01/17/23, at Bradley 02/11/23, vs Tulsa 11/20/22
FG Attempts	2 vs Lindsey Wilson 11/12/22
3FG Attempts	1 vs Lindsey Wilson 11/12/22
FT Attempts	1 at Bradley 02/11/23



1 - Baxton Stacker

FRESHMAN

G - 6-5 - 185 - St. Louis, Mo.
Cardinal Ritter HS

2022-23 GAME LOG

#1 STACKER, Braxton

Opponent	Date	GS	MIN	Total		3-Pointers		Free throws		Rebounds				PF	A	TO	BLK	STL	PTS	AVG
				FG-FGA	PCT	3FG-3FGA	PCT	FT-FTA	PCT	OFF	DEF	TOT	AVG							
Lindsey Wilson	11/12/2022		10:20	2-3	.667	0-0	.000	0-0	.000	1	0	1	1.0	0	0	0	0	0	4	4.0
vs Tulsa	11/20/2022		00:51	0-0	.000	0-0	.000	1-2	.500	0	1	1	1.0	0	1	0	0	0	1	2.5
Chicago St.	12/13/2022		04:42	1-1	1.000	0-0	.000	0-1	.000	0	2	2	1.3	0	0	1	0	0	2	2.3
at Middle Tenn.	12/21/2022		02:04	0-0	.000	0-0	.000	0-0	.000	0	0	0	1.0	0	0	0	0	0	0	1.8
at Drake	01/07/2023		01:09	0-1	.000	0-0	.000	0-0	.000	0	0	0	0.8	0	0	0	0	0	0	1.4
UIC	01/14/2023		00:54	0-0	.000	0-0	.000	1-2	.500	0	0	0	0.7	0	0	0	0	0	1	1.3
at Belmont	01/17/2023		01:14	0-0	.000	0-0	.000	0-0	.000	0	0	0	0.6	0	0	0	0	0	0	1.1
at Indiana St.	02/04/2023		02:55	0-2	.000	0-0	.000	0-0	.000	0	0	0	0.5	0	0	0	0	0	0	1.0
Drake	02/07/2023		02:46	0-1	.000	0-0	.000	0-0	.000	0	0	0	0.4	0	1	0	0	0	0	0.9
at Bradley	02/11/2023		03:19	0-1	.000	0-0	.000	0-0	.000	0	0	0	0.4	0	0	0	0	0	0	0.8
Totals		0	30:15	3-9	.333	0-0	.000	2-5	.400	1	3	4	0.4	0	2	1	0	0	8	0.8

Player Averages

Games Played	Minutes/ game	Points/ game	FG Pct	3FG Pct	FT Pct	Rebounds/ game	Assists/ game	Turnovers/ game	Assist/Turnover ratio	Steals/ game	Blocks/ game
18	3.0	0.8	33.3	0.0	40.0	0.4	0.2	0.1	2.0	0.8	0.0

STACKER CAREER STATISTICS

STACKER, Braxton

				Field Goals		3-Point		F-Throws		Rebounds				Scoring						
SEASON	TEAM	GP-GS	MIN/AVG	FG-FGA	FG%	3FG-3FGA	3FG%	FT-FTA	FT%	OFF	DEF	TOT	AVG	PF-FO	A	TO	BLK	STL	PTS	AVG
2022-23	MUR	10-0	30/3.0	3-9	.333	0-0	.000	2-5	.400	1	3	4	0.4	0-0	2	1	0	0	8	0.8
TOTAL		10-0	30/3.0	3-9	.333	0-0	.000	2-5	.400	1	3	4	0.4	0-0	2	1	0	0	8	0.8

Single Game Highs

Statistic	Value	
Points	4	vs Lindsey Wilson 11/12/22
Rebounds	2	vs Chicago St. 12/13/22
Assists	1	vs Drake 02/07/23, vs Tulsa 11/20/22
FG Made	2	vs Lindsey Wilson 11/12/22
FG Attempts	3	vs Lindsey Wilson 11/12/22
FT Made	1	vs UIC 01/14/23, vs Tulsa 11/20/22
FT Attempts	2	vs UIC 01/14/23, vs Tulsa 11/20/22



2 - Rob Perry

SOPHOMORE

**G - 6-4 - 210 - Orlando, Fla.
Stetson**

2022-23 GAME LOG

#2 PERRY, Rob

Opponent	Date	GS	MIN	Total		3-Pointers		Free throws		Rebounds				PF	A	TO	BLK	STL	PTS	AVG
				FG-FGA	PCT	3FG-3FGA	PCT	FT-FTA	PCT	OFF	DEF	TOT	AVG							
at Saint Louis	11/07/2022	*	30:22	6-13	.462	2-6	.333	0-0	.000	1	2	3	3.0	1	2	0	0	1	14	14.0
Lindsey Wilson	11/12/2022	*	24:42	7-11	.636	4-4	1.000	0-0	.000	0	2	2	2.5	3	2	0	1	2	18	16.0
vs Texas A&M	11/17/2022	*	29:59	3-9	.333	2-5	.400	4-4	1.000	0	6	6	3.7	2	2	0	1	0	12	14.7
vs Massachusetts	11/18/2022	*	39:00	5-14	.357	1-8	.125	0-0	.000	1	4	5	4.0	3	7	1	1	0	11	13.8
vs Tulsa	11/20/2022	*	39:09	2-10	.200	0-5	.000	1-2	.500	0	8	8	4.8	3	4	4	0	1	5	12.0
at Chattanooga	11/26/2022	*	36:57	8-19	.421	3-9	.333	3-4	.750	3	3	6	5.0	3	1	1	0	1	22	13.7
Illinois St.	12/01/2022	*	40:03	6-13	.462	4-8	.500	4-4	1.000	0	3	3	4.7	1	3	3	0	0	20	14.6
at Valparaiso	12/04/2022	*	41:19	10-17	.588	5-7	.714	5-5	1.000	1	3	4	4.6	1	2	1	0	1	30	16.5
at Bellarmine	12/10/2022	*	38:07	9-18	.500	3-8	.375	3-4	.750	0	3	3	4.4	3	0	3	0	0	24	17.3
Chicago St.	12/13/2022	*	34:22	2-7	.286	0-3	.000	0-0	.000	0	3	3	4.3	2	2	1	0	0	4	16.0
Austin Peay	12/16/2022	*	38:54	3-11	.273	0-1	.000	1-2	.500	1	5	6	4.5	0	2	0	0	0	7	15.2
at Middle Tenn.	12/21/2022	*	33:30	6-13	.462	2-5	.400	1-2	.500	0	4	4	4.4	2	0	0	0	0	15	15.2
Southern Ill.	12/29/2022	*	38:50	11-17	.647	3-6	.500	1-2	.500	0	4	4	4.4	1	1	3	0	0	26	16.0
at Evansville	01/01/2023	*	36:17	6-12	.500	2-4	.500	0-0	.000	0	8	8	4.6	0	2	0	1	3	14	15.9
Bradley	01/04/2023	*	36:39	3-12	.250	1-4	.250	3-3	1.000	0	4	4	4.6	1	0	1	0	1	10	15.5
at Drake	01/07/2023	*	30:57	3-6	.500	0-0	.000	1-2	.500	2	2	4	4.6	1	0	1	0	1	7	14.9
at UNI	01/10/2023	*	40:00	8-18	.444	4-10	.400	2-2	1.000	1	5	6	4.6	4	1	2	0	1	22	15.4
UIC	01/14/2023	*	29:18	3-5	.600	1-3	.333	1-1	1.000	0	3	3	4.6	4	0	2	0	1	8	14.9
at Belmont	01/17/2023	*	37:13	5-12	.417	0-2	.000	4-4	1.000	0	5	5	4.6	2	3	0	0	0	14	14.9
Indiana St.	01/21/2023	*	36:19	6-17	.353	0-9	.000	6-6	1.000	0	2	2	4.5	1	2	1	0	2	18	15.1
at Southern Ill.	01/24/2023	*	40:00	6-11	.545	0-2	.000	4-4	1.000	5	5	10	4.7	1	2	3	1	1	16	15.1
Missouri St.	01/28/2023	*	37:41	6-15	.400	2-8	.250	3-4	.750	1	5	6	4.8	0	3	3	0	1	17	15.2
Belmont	02/01/2023	*	33:58	5-12	.417	2-5	.400	1-1	1.000	1	4	5	4.8	3	2	1	1	0	13	15.1
at Indiana St.	02/04/2023	*	32:27	6-14	.429	2-4	.500	0-0	.000	1	1	2	4.7	1	1	2	0	0	14	15.0
Drake	02/07/2023	*	27:50	3-10	.300	2-5	.400	1-1	1.000	1	0	1	4.5	3	1	0	0	1	9	14.8
at Bradley	02/11/2023	*	32:30	1-7	.143	0-3	.000	2-4	.500	0	3	3	4.5	0	1	2	0	0	4	14.4
at Illinois St.	02/15/2023	*	40:00	9-16	.563	6-10	.600	1-2	.500	2	4	6	4.5	1	2	3	0	1	25	14.8
Totals			27 956:22	148-339	.437	51-144	.354	52-63	.825	21	101	122	4.5	47	48	38	6	19	399	14.8

Player Averages

Games Played	Minutes/game	Points/game	FG Pct	3FG Pct	FT Pct	Rebounds/game	Assists/game	Turnovers/game	Assist/Turnover ratio	Steals/game	Blocks/game
27	35.4	14.8	43.7	35.4	82.5	4.5	1.8	1.4	1.3	0.7	0.2

PERRY CAREER STATISTICS

PERRY, Rob

				Field Goals		3-Point		F-Throws		Rebounds				Scoring						
SEASON	TEAM	GP-GS	MIN/AVG	FG-FGA	FG%	3FG-3FGA	3FG%	FT-FTA	FT%	OFF	DEF	TOT	AVG	PF-FO	A	TO	BLK	STL	PTS	AVG
2019-20	Stet	33-31	1085/32.9	173-395	.438	69-162	.426	82-117	.701	35	133	168	5.1	53-0	53	73	6	31	497	15.1
2020-21	Stet	27-27	866/32.1	134-338	.396	56-153	.366	65-94	.691	16	101	117	4.3	45-0	79	70	6	26	389	14.4
2021-22	Stet	14-14	440/31.4	79-196	.403	29-82	.354	35-40	.875	16	64	80	5.7	26-0	36	25	5	12	222	15.9
2022-23	MUR	27-27	956/35.4	148-339	.437	51-144	.354	52-63	.825	21	101	122	4.5	47-0	48	38	6	19	399	14.8
TOTAL FOR MUR		27-27	956/35.4	148-339	.437	51-144	.354	52-63	.825	21	101	122	4.5	47-0	48	38	6	19	399	14.8
TOTAL		101-99	3347/33.1	534-1268	.421	205-541	.379	234-314	.745	88	399	487	4.8	171-0	216	206	23	88	1507	14.9

Single Game Highs

Statistic	Value
Points	34 at Western Ill. 11/09/19
Rebounds	12 at North Florida 01/30/20
Assists	10 vs Carver 12/19/20
Steals	5 vs Lipscomb 02/05/21
Blocks	2 vs Ohio 12/11/21, vs Point U. 12/30/21
FG Made	12 at Western Ill. 11/09/19
FG Attempts	24 vs Florida Col. 11/26/19
3FG Made	8 at North Ala. 01/08/21
3FG Attempts	10 4 times
FT Made	12 vs North Ala. 02/13/20
FT Attempts	13 vs North Ala. 02/13/20



4 - Patrick Chew


FRESHMAN

**G - 6-4 - 195 - Phoenix, Ariz.
Brophy College Prep HS**

2022-23 GAME LOG

CHEW CAREER STATISTICS

2022-23 MURRAY STATE MEN'S BASKETBALL



10 - Quincy Anderson

JUNIOR

G - 6-4 - 205 - Oshkosh, Wisc.
Minnesota State

2022-23 GAME LOG

#10 ANDERSON, Quincy

Opponent	Date	GS	MIN	Total		3-Pointers		Free throws		Rebounds				PF	A	TO	BLK	STL	PTS	AVG	
				FG-FA	PCT	3FG-3FA	PCT	FT-FTA	PCT	OFF	DEF	TOT	AVG								
at Saint Louis	11/07/2022		25:24	3-5	.600	1-2	.500	1-1	1.000	0	5	5	5.0	2	0	2	0	0	8	8.0	
Lindsey Wilson	11/12/2022	*	26:09	3-7	.429	0-1	.000	4-4	1.000	1	3	4	4.5	0	4	1	0	4	10	9.0	
vs Texas A&M	11/17/2022		16:59	2-4	.500	1-3	.333	0-1	.000	0	3	3	4.0	4	1	5	0	1	5	7.7	
vs Massachusetts	11/18/2022		08:21	0-0	.000	0-0	.000	0-0	.000	1	1	2	3.5	4	0	0	1	0	0	5.8	
vs Tulsa	11/20/2022		13:03	4-5	.800	0-1	.000	0-2	.000	0	3	3	3.4	0	0	2	0	0	8	6.2	
at Chattanooga	11/26/2022		03:03	0-2	.000	0-0	.000	0-0	.000	0	1	1	3.0	0	0	0	0	0	0	5.2	
Illinois St.	12/01/2022		17:26	4-6	.667	1-3	.333	0-0	.000	0	3	3	3.0	1	0	1	0	0	9	5.7	
at Valparaiso	12/04/2022		20:26	2-6	.333	1-1	1.000	0-0	.000	2	5	7	3.5	0	0	0	0	0	5	5.6	
at Bellarmine	12/10/2022		29:39	2-5	.400	1-3	.333	2-2	1.000	1	1	2	3.3	1	2	0	0	2	7	5.8	
Chicago St.	12/13/2022		22:10	3-8	.375	1-3	.333	0-0	.000	0	3	3	3.3	0	1	1	0	0	7	5.9	
Austin Peay	12/16/2022		25:52	5-9	.556	2-3	.667	4-5	.800	1	3	4	3.4	2	1	1	0	1	16	6.8	
at Middle Tenn.	12/21/2022		16:48	2-4	.500	2-3	.667	2-2	1.000	0	1	1	3.2	0	0	2	0	0	8	6.9	
Southern Ill.	12/29/2022		21:36	2-6	.333	1-3	.333	1-2	.500	0	3	3	3.2	3	0	1	0	0	6	6.8	
at Evansville	01/01/2023		17:59	2-6	.333	1-3	.333	5-6	.833	0	3	3	3.1	1	2	0	0	0	10	7.1	
Bradley	01/04/2023	*	21:57	3-4	.750	1-1	1.000	0-0	.000	1	3	4	3.2	0	1	1	0	0	7	7.1	
at Drake	01/07/2023		19:44	2-6	.333	1-4	.250	0-0	.000	0	2	2	3.1	1	2	0	0	2	5	6.9	
at UNI	01/10/2023		13:43	0-3	.000	0-3	.000	0-0	.000	0	2	2	3.1	1	0	0	0	0	0	6.5	
UIC	01/14/2023		07:31	0-3	.000	0-1	.000	0-0	.000	0	1	1	2.9	0	0	0	0	0	0	6.2	
at Belmont	01/17/2023		22:33	1-4	.250	1-2	.500	1-2	.500	1	2	3	2.9	3	1	0	1	0	4	6.1	
Indiana St.	01/21/2023		14:54	0-3	.000	0-0	.000	4-4	1.000	2	3	5	3.1	3	0	0	0	0	4	6.0	
at Southern Ill.	01/24/2023		11:55	2-4	.500	0-1	.000	5-7	.714	1	1	2	3.0	3	0	2	0	0	9	6.1	
Missouri St.	01/28/2023		02:30	0-0	.000	0-0	.000	0-0	.000	1	0	1	2.9	1	0	0	0	0	0	5.8	
Belmont	02/01/2023		07:48	1-2	.500	0-1	.000	1-3	.333	0	1	1	2.8	1	0	0	0	0	3	5.7	
at Indiana St.	02/04/2023		14:48	0-2	.000	0-2	.000	3-4	.750	0	4	4	2.9	0	1	0	0	1	3	5.6	
Drake	02/07/2023		14:12	2-5	.400	2-4	.500	0-0	.000	0	2	2	2.8	2	0	0	1	0	6	5.6	
at Bradley	02/11/2023		19:08	0-4	.000	0-3	.000	1-2	.500	0	1	1	2.8	1	0	0	0	0	1	5.4	
at Illinois St.	02/15/2023		32:57	6-7	.857	2-3	.667	1-1	1.000	0	4	4	2.8	1	0	0	0	3	15	5.8	
Totals			2	468:34	51-120	.425	19-54	.352	35-48	.729	12	64	76	2.8	35	16	19	3	14	156	5.8

Player Averages

Games Played	Minutes/game	Points/game	FG Pct	3FG Pct	FT Pct	Rebounds/game	Assists/game	Turnovers/game	Assist/Turnover ratio	Steals/game	Blocks/game
27	17.4	5.8	42.5	35.2	72.9	2.8	0.6	0.7	0.8	0.5	0.1


ANDERSON CAREER STATISTICS

ANDERSON, Quincy

				Field Goals		3-Point		F-Throws		Rebounds				Scoring							
SEASON	TEAM	GP-GS	MIN/AVG	FG-FGA	FG%	3FG-3FGA	3FG%	FT-FTA	FT%	OFF	DEF	TOT	AVG	PF-FO	A	TO	BLK	STL	PTS	AVG	
2018-19	MSU	30-0	419/14.0	49-110	.445	19-56	.339	22-26	.846	16	67	83	2.8	31-0	20	19	7	14	139	4.6	
2020-21	MSU	17-17	526/30.9	100-223	.448	37-94	.394	54-67	.806	17	87	104	6.1	29-0	32	36	0	13	291	17.1	
2021-22	MSU	26-25	762/29.3	158-335	.472	50-135	.370	98-131	.748	27	140	167	6.4	36-0	39	42	4	31	464	17.8	
2022-23	MUR	27-2	469/17.4	51-120	.425	19-54	.352	35-48	.729	12	64	76	2.8	35-0	16	19	3	14	156	5.8	
TOTAL FOR MUR		27-2	469/17.4	51-120	.425	19-54	.352	35-48	.729	12	64	76	2.8	35-0	16	19	3	14	156	5.8	
TOTAL		100-44	2176/21.8	358-788	.454	125-339	.369	209-272	.768	72	358	430	4.3	131-0	107	116	14	72	1050	10.5	

Single Game Highs

Statistic	Value	
Points	35	vs Upper Iowa 12/02/21
Rebounds	14	at St. Cloud St. 02/01/22
Assists	6	vs North Central (MN) 12/18/18
Steals	6	at Upper Iowa 02/17/22
Blocks	2	at Eckerd 11/24/18
FG Made	12	vs Winona St. 02/06/21
FG Attempts	21	vs Upper Iowa 12/02/21
3FG Made	6	vs Wayne St. (NE) 02/11/22
3FG Attempts	10	vs Wayne St. (NE) 02/11/22
FT Made	14	vs Upper Iowa 12/02/21
FT Attempts	17	vs Upper Iowa 12/02/21



11- Justin Morgan

FRESHMAN

G - 6-6 - 215 - Memphis, Tenn.
Memphis Home Sch. Assoc. HS

2022-23 GAME LOG

#11 MORGAN, Justin

Opponent	Date	GS	MIN	Total		3-Pointers		Free throws		Rebounds				PF	A	TO	BLK	STL	PTS	AVG
				FG-FGA	PCT	3FG-3FGA	PCT	FT-FTA	PCT	OFF	DEF	TOT	AVG							
at Saint Louis	11/07/2022		06:25	0-0	.000	0-0	.000	0-0	.000	0	0	0	0.0	1	0	0	0	0	0	0.0
Lindsey Wilson	11/12/2022		18:46	2-4	.500	2-4	.500	1-2	.500	0	2	2	1.0	3	1	0	0	0	7	3.5
vs Massachusetts	11/18/2022		05:11	1-2	.500	1-2	.500	0-0	.000	0	0	0	0.7	0	0	0	0	0	3	3.3
vs Tulsa	11/20/2022		00:51	0-0	.000	0-0	.000	0-0	.000	0	0	0	0.5	0	0	0	0	0	0	2.5
at Chattanooga	11/26/2022		03:09	0-0	.000	0-0	.000	0-0	.000	0	0	0	0.4	0	0	0	0	0	0	2.0
Illinois St.	12/01/2022		07:03	0-1	.000	0-1	.000	0-0	.000	2	1	3	0.8	0	0	1	1	0	0	1.7
at Valparaiso	12/04/2022		07:01	0-1	.000	0-1	.000	0-0	.000	2	0	2	1.0	0	1	0	0	0	0	1.4
at Bellarmine	12/10/2022		07:39	0-1	.000	0-1	.000	0-0	.000	0	1	1	1.0	1	0	0	0	0	0	1.3
Chicago St.	12/13/2022		09:03	1-3	.333	1-3	.333	0-0	.000	0	0	0	0.9	1	0	0	0	3	3	1.4
Austin Peay	12/16/2022		05:31	0-3	.000	0-2	.000	0-0	.000	0	0	0	0.8	0	0	0	0	0	0	1.3
at Middle Tenn.	12/21/2022		08:04	1-2	.500	1-2	.500	0-0	.000	0	1	1	0.8	1	0	0	0	0	3	1.5
Southern Ill.	12/29/2022		09:34	0-1	.000	0-0	.000	0-0	.000	3	0	3	1.0	0	0	1	0	0	0	1.3
at Evansville	01/01/2023		14:20	5-9	.556	3-6	.500	2-2	1.000	1	0	1	1.0	2	0	0	0	1	15	2.4
Bradley	01/04/2023		19:14	1-2	.500	0-1	.000	1-2	.500	2	1	3	1.1	0	1	1	1	0	3	2.4
at Drake	01/07/2023		14:52	2-4	.500	1-3	.333	0-0	.000	0	3	3	1.3	2	0	0	0	0	5	2.6
at UNI	01/10/2023		14:05	0-1	.000	0-1	.000	0-0	.000	2	2	4	1.4	1	0	1	1	0	0	2.4
UIC	01/14/2023		14:18	1-2	.500	0-1	.000	0-0	.000	0	1	1	1.4	1	1	1	1	0	2	2.4
at Belmont	01/17/2023		19:36	2-6	.333	0-3	.000	2-3	.667	2	2	4	1.6	4	1	0	0	0	6	2.6
Indiana St.	01/21/2023		25:45	2-4	.500	0-2	.000	1-1	1.000	2	5	7	1.8	3	0	1	1	0	5	2.7
at Southern Ill.	01/24/2023		24:32	1-8	.125	0-2	.000	0-0	.000	4	3	7	2.1	2	0	1	0	0	2	2.7
Missouri St.	01/28/2023		05:20	0-0	.000	0-0	.000	0-0	.000	0	2	2	2.1	1	0	0	0	0	0	2.6
at Indiana St.	02/04/2023		08:56	1-1	1.000	0-0	.000	2-3	.667	1	0	1	2.0	0	0	0	0	0	4	2.6
Drake	02/07/2023		18:53	2-7	.286	2-5	.400	2-3	.667	1	1	2	2.0	1	0	0	0	1	8	2.9
at Bradley	02/11/2023		04:10	1-2	.500	1-1	1.000	1-2	.500	2	1	3	2.1	2	0	0	0	0	4	2.9
at Illinois St.	02/15/2023		04:04	0-1	.000	0-1	.000	0-0	.000	0	0	0	2.0	1	0	0	0	0	0	2.8
Totals		0	276:22	23-65	.354	12-42	.286	12-18	.667	24	26	50	2.0	27	5	7	5	5	70	2.8

Player Averages

Games Played	Minutes/ game	Points/ game	FG Pct	3FG Pct	FT Pct	Rebounds/ game	Assists/ game	Turnovers/ game	Assist/Turnover ratio	Steals/ game	Blocks/ game
25	11.1	2.8	35.4	28.6	66.7	2.0	0.2	0.3	0.7	0.2	0.2

MORGAN CAREER STATISTICS

MORGAN, Justin

				Field Goals		3-Point		F-Throws		Rebounds				Scoring						
SEASON	TEAM	GP-GS	MIN/AVG	FG-FGA	FG%	3FG-3FGA	3FG%	FT-FTA	FT%	OFF	DEF	TOT	AVG	PF-FO	A	TO	BLK	STL	PTS	AVG
2022-23	MUR	25-0	276/11.1	23-65	.354	12-42	.286	12-18	.667	24	26	50	2.0	27-0	5	7	5	5	70	2.8
TOTAL		25-0	276/11.1	23-65	.354	12-42	.286	12-18	.667	24	26	50	2.0	27-0	5	7	5	5	70	2.8

Single Game Highs

Statistic	Value	
Points	15	at Evansville 01/01/23
Rebounds	7	vs Indiana St. 01/21/23, at Southern Ill. 01/24/23
Assists	1	5 times
Steals	3	vs Chicago St. 12/13/22
Blocks	1	5 times
FG Made	5	at Evansville 01/01/23
FG Attempts	9	at Evansville 01/01/23
3FG Made	3	at Evansville 01/01/23
3FG Attempts	6	at Evansville 01/01/23
FT Made	2	4 times
FT Attempts	3	at Belmont 01/17/23, at Indiana St. 02/04/23, vs Drake 02/07/23

2022-23 MURRAY STATE MEN'S BASKETBALL



13 - Kenny White, Jr.

SOPHOMORE

G - 6-7 - 225 - Madisonville, Ky.
Tennessee Tech

2022-23 GAME LOG

#13 WHITE JR., Kenny

Opponent	Date	GS	MIN	Total		3-Pointers		Free throws		Rebounds				PF	A	TO	BLK	STL	PTS	AVG
				FG-FGA	PCT	3FG-3FGA	PCT	FT-FTA	PCT	OFF	DEF	TOT	AVG							
at Saint Louis	11/07/2022	*	30:00	4-9	.444	1-4	.250	1-2	.500	0	1	1	1.0	3	0	3	1	0	10	10.0
Lindsey Wilson	11/12/2022	*	20:10	3-6	.500	1-1	1.000	0-0	.000	1	4	5	3.0	0	2	0	2	0	7	8.5
vs Texas A&M	11/17/2022	*	39:42	6-12	.500	2-3	.667	4-5	.800	1	5	6	4.0	3	4	0	2	2	18	11.7
vs Massachusetts	11/18/2022	*	24:46	2-5	.400	0-3	.000	0-0	.000	0	7	7	4.8	5	1	0	2	0	4	9.8
vs Tulsa	11/20/2022	*	32:48	6-14	.429	1-6	.167	3-4	.750	1	4	5	4.8	2	1	1	2	1	16	11.0
at Chattanooga	11/26/2022	*	38:53	3-9	.333	1-6	.167	2-2	1.000	0	8	8	5.3	3	1	2	1	0	9	10.7
Illinois St.	12/01/2022	*	34:02	4-13	.308	1-5	.200	2-4	.500	1	3	4	5.1	1	1	1	1	0	11	10.7
at Valparaiso	12/04/2022	*	40:57	2-9	.222	0-2	.000	2-6	.333	0	1	1	4.6	2	1	0	2	1	6	10.1
at Bellarmine	12/10/2022	*	16:59	2-4	.500	0-1	.000	0-0	.000	0	1	1	4.2	3	0	3	0	1	4	9.4
Chicago St.	12/13/2022	*	21:46	0-4	.000	0-3	.000	0-2	.000	0	0	0	3.8	2	2	1	0	1	0	8.5
Austin Peay	12/16/2022	*	34:08	6-9	.667	0-2	.000	3-3	1.000	2	4	6	4.0	1	0	2	1	2	15	9.1
at Middle Tenn.	12/21/2022	*	23:43	1-3	.333	0-1	.000	0-0	.000	0	1	1	3.8	0	1	1	0	0	2	8.5
Southern Ill.	12/29/2022	*	27:35	3-7	.429	1-3	.333	6-8	.750	0	2	2	3.6	3	1	1	1	1	13	8.8
at Evansville	01/01/2023	*	29:31	4-9	.444	2-5	.400	1-2	.500	0	5	5	3.7	2	2	2	1	0	11	9.0
Bradley	01/04/2023	*	21:25	2-5	.400	1-3	.333	1-2	.500	0	5	5	3.8	4	0	2	0	1	6	8.8
at Drake	01/07/2023	*	28:27	3-9	.333	0-3	.000	3-3	1.000	0	2	2	3.7	0	1	0	0	0	9	8.8
at UNI	01/10/2023	*	28:33	2-11	.182	0-2	.000	0-0	.000	1	8	9	4.0	2	2	2	1	2	4	8.5
UIC	01/14/2023	*	30:56	4-7	.571	1-2	.500	2-2	1.000	0	4	4	4.0	0	1	0	1	0	11	8.7
Missouri St.	01/28/2023		25:52	3-6	.500	1-2	.500	2-4	.500	1	4	5	4.1	0	1	2	1	1	9	8.7
Belmont	02/01/2023		33:04	6-10	.600	2-2	1.000	0-2	.000	0	6	6	4.2	1	1	3	2	0	14	9.0
at Indiana St.	02/04/2023		22:59	1-5	.200	0-2	.000	0-0	.000	0	1	1	4.0	1	1	1	1	2	2	8.6
Drake	02/07/2023		10:58	0-2	.000	0-0	.000	0-0	.000	0	1	1	3.9	0	1	1	0	0	0	8.2
at Bradley	02/11/2023		04:11	0-1	.000	0-0	.000	0-0	.000	0	2	2	3.8	0	0	1	0	0	0	7.9
at Illinois St.	02/15/2023		26:16	7-10	.700	1-2	.500	1-2	.500	1	2	3	3.8	2	0	1	0	0	16	8.2
Totals			18 647:41	74-179	.413	16-63	.254	33-53	.623	9	81	90	3.8	40	25	30	22	15	197	8.2

Player Averages

Games Played	Minutes/ game	Points/ game	FG Pct	3FG Pct	FT Pct	Rebounds/ game	Assists/ game	Turnovers/ game	Assist/Turnover ratio	Steals/ game	Blocks/ game
24	27.0	8.2	41.3	25.4	62.3	3.8	1.0	1.3	0.8	0.6	0.9

WHITE CAREER STATISTICS

WHITE JR., Kenny

				Field Goals		3-Point		F-Throws		Rebounds				Scoring						
SEASON	TEAM	GP-GS	MIN/AVG	FG-FGA	FG%	3FG-3FGA	3FG%	FT-FTA	FT%	OFF	DEF	TOT	AVG	PF-FO	A	TO	BLK	STL	PTS	AVG
2020-21	TNTech	10-6	230/23.0	29-75	.387	5-30	.167	11-22	.500	6	28	34	3.4	14-0	9	23	4	3	74	7.4
2021-22	TNTech	32-19	786/24.6	124-266	.466	37-93	.398	40-68	.588	21	103	124	3.9	36-0	46	56	10	33	325	10.2
2022-23	MUR	24-18	648/27.0	74-179	.413	16-63	.254	33-53	.623	9	81	90	3.8	40-1	25	30	22	15	197	8.2
TOTAL FOR MUR		24-18	648/27.0	74-179	.413	16-63	.254	33-53	.623	9	81	90	3.8	40-1	25	30	22	15	197	8.2
TOTAL		66-43	1664/25.2	227-520	.437	58-186	.312	84-143	.587	36	212	248	3.8	90-1	80	109	36	51	596	9.0

Single Game Highs

Statistic	Value	
Points	24	at Wright St. 12/18/21
Rebounds	9	at UNI 01/10/23
Assists	5	vs Eastern Ill. 02/07/22
Steals	5	vs Southeast Mo. St. 02/17/22
Blocks	3	at Belmont 01/13/22
FG Made	10	at Wright St. 12/18/21
FG Attempts	14	at Murray St. 01/24/22, vs Tulsa 11/20/22
3FG Made	5	vs Eastern Ill. 02/07/22
3FG Attempts	8	vs Belmont 02/05/22
FT Made	8	vs UT Martin 02/26/22
FT Attempts	9	vs UT Martin 02/26/22



14 - Brian Moore

SOPHOMORE

G - 6-3- 180 - Harlem, N.Y.
NE Oklahoma A&M

2022-23 GAME LOG

#14 MOORE, JR., Brian

Opponent	Date	GS	MIN	Total		3-Pointers		Free throws		Rebounds				PF	A	TO	BLK	STL	PTS	AVG	
				FG-FGA	PCT	3FG-3FGA	PCT	FT-FTA	PCT	OFF	DEF	TOT	AVG								
at Saint Louis	11/07/2022		21:59	2-6	.333	0-1	.000	5-6	.833	1	1	2	2.0	2	2	1	0	2	9	9.0	
Lindsey Wilson	11/12/2022		23:48	2-4	.500	0-0	.000	1-3	.333	0	2	2	2.0	2	3	2	0	2	5	7.0	
vs Texas A&M	11/17/2022		18:01	1-3	.333	0-1	.000	3-4	.750	1	1	2	2.0	4	1	3	0	2	5	6.3	
vs Massachusetts	11/18/2022		27:51	2-7	.286	0-2	.000	0-1	.000	0	3	3	2.3	2	2	3	0	0	4	5.8	
vs Tulsa	11/20/2022		14:32	1-2	.500	1-1	1.000	0-0	.000	0	0	0	1.8	1	1	2	0	2	3	5.2	
at Chattanooga	11/26/2022		14:14	1-5	.200	0-1	.000	0-1	.000	1	2	3	2.0	1	2	0	1	1	2	4.7	
Illinois St.	12/01/2022		09:03	0-1	.000	0-1	.000	0-0	.000	0	0	0	1.7	0	1	0	0	0	0	4.0	
at Valparaiso	12/04/2022		07:58	0-1	.000	0-1	.000	0-0	.000	0	0	0	1.5	0	0	0	0	0	0	3.5	
at Bellarmine	12/10/2022		15:50	1-2	.500	0-0	.000	2-2	1.000	1	0	1	1.4	2	1	1	0	3	4	3.6	
Chicago St.	12/13/2022		09:27	0-0	.000	0-0	.000	0-0	.000	0	0	0	1.3	1	1	3	0	0	0	3.2	
Austin Peay	12/16/2022		03:42	0-1	.000	0-0	.000	0-0	.000	0	1	1	1.3	0	1	0	0	0	0	2.9	
at Middle Tenn.	12/21/2022		15:38	2-4	.500	0-0	.000	6-6	1.000	0	0	0	1.2	1	1	2	0	0	10	3.5	
at Evansville	01/01/2023		08:33	0-0	.000	0-0	.000	0-0	.000	0	1	1	1.2	1	0	2	0	0	0	3.2	
Bradley	01/04/2023		20:45	3-5	.600	0-0	.000	4-4	1.000	0	1	1	1.1	2	1	2	1	0	10	3.7	
at Drake	01/07/2023		23:05	5-9	.556	0-0	.000	4-4	1.000	0	2	2	1.2	2	2	0	0	0	14	4.4	
at UNI	01/10/2023		16:23	2-4	.500	1-2	.500	3-4	.750	0	1	1	1.2	2	2	1	0	0	8	4.6	
UIC	01/14/2023		29:10	9-13	.692	0-2	.000	3-4	.750	3	2	5	1.4	2	3	1	0	1	21	5.6	
at Belmont	01/17/2023	*	23:28	2-7	.286	1-2	.500	0-0	.000	1	3	4	1.6	2	2	0	1	0	5	5.6	
Indiana St.	01/21/2023	*	37:05	6-13	.462	1-3	.333	6-7	.857	0	2	2	1.6	2	1	2	0	1	19	6.3	
at Southern Ill.	01/24/2023	*	38:07	7-12	.583	1-2	.500	4-7	.571	1	2	3	1.7	2	1	0	1	2	19	6.9	
Missouri St.	01/28/2023	*	32:28	6-9	.667	1-1	1.000	4-4	1.000	0	2	2	1.7	4	1	1	0	0	17	7.4	
Belmont	02/01/2023	*	38:14	10-14	.714	3-3	1.000	2-3	.667	2	4	6	1.9	0	5	3	0	2	25	8.2	
at Indiana St.	02/04/2023	*	31:04	4-8	.500	1-2	.500	0-0	.000	0	3	3	1.9	3	1	1	0	0	9	8.2	
Drake	02/07/2023	*	36:26	6-12	.500	0-3	.000	5-5	1.000	0	0	0	1.8	4	2	1	0	1	17	8.6	
at Bradley	02/11/2023	*	37:29	1-6	.167	0-1	.000	6-6	1.000	1	1	2	1.8	1	2	1	0	1	8	8.6	
at Illinois St.	02/15/2023	*	09:40	0-1	.000	0-0	.000	0-0	.000	0	0	0	1.8	0	0	1	0	0	0	8.2	
Totals			9	563:59	73-149	.490	10-29	.345	58-71	.817	12	34	46	1.8	43	39	33	4	20	214	8.2

Player Averages

Games Played	Minutes/ game	Points/ game	FG Pct	3FG Pct	FT Pct	Rebounds/ game	Assists/ game	Turnovers/ game	Assist/Turnover ratio	Steals/ game	Blocks/ game
26	21.7	8.2	49.0	34.5	81.7	1.8	1.5	1.3	1.2	0.8	0.2

MOORE CAREER STATISTICS

MOORE, JR., Brian

				Field Goals		3-Point		F-Throws		Rebounds				Scoring						
SEASON	TEAM	GP-GS	MIN/AVG	FG-FGA	FG%	3FG-3FGA	3FG%	FT-FTA	FT%	OFF	DEF	TOT	AVG	PF-FO	A	TO	BLK	STL	PTS	AVG
2022-23	MUR	26-9	564/21.7	73-149	.490	10-29	.345	58-71	.817	12	34	46	1.8	43-0	39	33	4	20	214	8.2
TOTAL		26-9	564/21.7	73-149	.490	10-29	.345	58-71	.817	12	34	46	1.8	43-0	39	33	4	20	214	8.2

Single Game Highs

Statistic	Value
Points	25 vs Belmont 02/01/23
Rebounds	6 vs Belmont 02/01/23
Assists	5 vs Belmont 02/01/23
Steals	3 at Bellarmine 12/10/22
Blocks	1 4 times
FG Made	10 vs Belmont 02/01/23
FG Attempts	14 vs Belmont 02/01/23
3FG Made	3 vs Belmont 02/01/23
3FG Attempts	3 vs Indiana St. 01/21/23, vs Belmont 02/01/23, vs Drake 02/07/23
FT Made	6 at Middle Tenn. 12/21/22, vs Indiana St. 01/21/23, at Bradley 02/11/23
FT Attempts	7 vs Indiana St. 01/21/23, at Southern Ill. 01/24/23

**22- Sam Murray II****FRESHMAN**G - 6-8 - 190 - Gulfport, Miss.
Harrison Central HS**2022-23 GAME LOG****#22 MURRAY II, Sam**

Opponent	Date	GS	MIN	Total		3-Pointers		Free throws		Rebounds				PF		A	TO	BLK	STL	PTS	AVG
				FG-FGA	PCT	3FG-3FGA	PCT	FT-FTA	PCT	OFF	DEF	TOT	AVG								
at Saint Louis	11/07/2022		02:34	0-2	.000	0-1	.000	0-0	.000	0	0	0	0.0	0	0	0	0	0	0	0	0.0
Lindsey Wilson	11/12/2022		16:15	3-7	.429	0-0	.000	0-0	.000	1	4	5	2.5	2	1	1	1	0	0	6	3.0
vs Massachusetts	11/18/2022		02:46	0-0	.000	0-0	.000	0-0	.000	0	0	0	1.7	0	0	0	0	0	0	0	2.0
vs Tulsa	11/20/2022		00:51	0-0	.000	0-0	.000	0-0	.000	0	0	0	1.3	0	0	0	0	0	0	0	1.5
at Valparaiso	12/04/2022		06:27	1-1	1.000	0-0	.000	0-0	.000	0	2	2	1.4	0	1	0	0	0	0	2	1.6
at Bellarmine	12/10/2022		01:55	1-1	1.000	0-0	.000	0-0	.000	0	0	0	1.2	1	0	0	0	0	0	2	1.7
Chicago St.	12/13/2022		08:52	0-2	.000	0-0	.000	0-0	.000	0	4	4	1.6	1	1	1	1	0	0	0	1.4
at Middle Tenn.	12/21/2022		04:13	1-1	1.000	0-0	.000	0-0	.000	0	2	2	1.6	0	0	0	0	0	0	2	1.5
at Evansville	01/01/2023		06:38	0-0	.000	0-0	.000	0-0	.000	0	1	1	1.6	2	1	0	1	0	0	0	1.3
Bradley	01/04/2023		06:37	2-3	.667	0-0	.000	1-2	.500	2	0	2	1.6	1	0	1	1	1	1	5	1.7
at Drake	01/07/2023		11:47	0-3	.000	0-0	.000	0-0	.000	0	2	2	1.6	4	0	1	3	1	0	1.5	
UIC	01/14/2023		13:41	3-7	.429	0-0	.000	0-0	.000	3	4	7	2.1	1	0	3	0	0	0	6	1.9
at Belmont	01/17/2023		09:59	1-6	.167	0-0	.000	1-4	.250	5	1	6	2.4	1	1	0	0	0	0	3	2.0
at Southern Ill.	01/24/2023		04:10	0-0	.000	0-0	.000	0-0	.000	0	1	1	2.3	0	1	0	0	0	0	0	1.9
Belmont	02/01/2023		05:50	2-3	.667	0-0	.000	0-0	.000	0	0	0	2.1	0	0	1	1	0	4	2.0	
at Indiana St.	02/04/2023		10:12	0-3	.000	0-0	.000	0-0	.000	0	3	3	2.2	0	0	0	1	0	0	0	1.9
Drake	02/07/2023		02:46	1-1	1.000	0-0	.000	0-0	.000	0	1	1	2.1	0	0	0	0	0	0	2	1.9
at Bradley	02/11/2023		05:48	0-1	.000	0-0	.000	1-4	.250	0	0	0	2.0	0	0	0	0	0	0	1	1.8
Totals		0	121:22	15-41	.366	0-1	.000	3-10	.300	11	25	36	2.0	13	6	8	9	2	33	1.8	

Player Averages

Games Played	Minutes/ game	Points/ game	FG Pct	3FG Pct	FT Pct	Rebounds/ game	Assists/ game	Turnovers/ game	Assist/Turnover ratio	Steals/ game	Blocks/ game
18	6.7	1.8	36.6	0.0	30.8	2.0	0.3	0.4	0.8	0.1	0.5

MURRAY CAREER STATISTICS**MURRAY II, Sam**

				Field Goals		3-Point		F-Throws		Rebounds										Scoring	
SEASON	TEAM	GP-GS	MIN/AVG	FG-FGA	FG%	3FG-3FGA	3FG%	FT-FTA	FT%	OFF	DEF	TOT	AVG	PF-FO	A	TO	BLK	STL	PTS	AVG	
2022-23	MUR	18-0	121/6.7	15-41	.366	0-1	.000	3-10	.300	11	25	36	2.0	13-0	6	8	9	2	33	1.8	
TOTAL		18-0	121/6.7	15-41	.366	0-1	.000	3-10	.300	11	25	36	2.0	13-0	6	8	9	2	33	1.8	

Single Game Highs

Statistic	Value	
Points	6	vs Lindsey Wilson 11/12/22, vs UIC 01/14/23
Rebounds	7	vs UIC 01/14/23
Assists	1	6 times
Steals	1	vs Bradley 01/04/23, at Drake 01/07/23
Blocks	3	at Drake 01/07/23
FG Made	3	vs Lindsey Wilson 11/12/22, vs UIC 01/14/23
FG Attempts	7	vs Lindsey Wilson 11/12/22, vs UIC 01/14/23
3FG Attempts	1	at Saint Louis 11/07/22
FT Made	1	vs Bradley 01/04/23, at Belmont 01/17/23, at Bradley 02/11/23
FT Attempts	4	at Belmont 01/17/23, at Bradley 02/11/23

2022-23 MURRAY STATE MEN'S BASKETBALL



24 - JaCobi Wood

SOPHOMORE

G - 6-2 - 185 - Cleveland, Tenn.
Belmont

2022-23 GAME LOG

#24 WOOD, JaCobi

Opponent	Date	GS	MIN	Total		3-Pointers		Free throws		Rebounds				PF	A	TO	BLK	STL	PTS	AVG
				FG-FGA	PCT	3FG-3FGA	PCT	FT-FTA	PCT	OFF	DEF	TOT	AVG							
at Saint Louis	11/07/2022	*	32:04	1-8	.125	0-4	.000	0-0	.000	1	7	8	8.0	1	1	1	0	0	2	2.0
Lindsey Wilson	11/12/2022	*	25:40	5-7	.714	2-4	.500	1-2	.500	0	0	0	4.0	0	5	1	0	2	13	7.5
vs Texas A&M	11/17/2022	*	37:12	5-9	.556	4-8	.500	9-9	1.000	0	2	2	3.3	2	4	4	1	1	23	12.7
vs Massachusetts	11/18/2022	*	35:03	5-9	.556	3-6	.500	11-12	.917	0	5	5	3.8	1	4	2	0	1	24	15.5
vs Tulsa	11/20/2022	*	39:09	3-13	.231	1-7	.143	5-5	1.000	1	8	9	4.8	1	11	1	0	1	12	14.8
at Chattanooga	11/26/2022	*	40:00	1-8	.125	1-7	.143	2-2	1.000	0	1	1	4.2	1	3	3	0	1	5	13.2
Illinois St.	12/01/2022	*	45:00	5-13	.385	1-6	.167	1-1	1.000	0	5	5	4.3	1	4	1	0	1	12	13.0
at Valparaiso	12/04/2022	*	41:52	3-8	.375	1-4	.250	3-5	.600	0	5	5	4.4	2	5	5	0	3	10	12.6
at Bellarmine	12/10/2022	*	39:32	1-8	.125	0-4	.000	9-10	.900	2	8	10	5.0	3	5	4	0	1	11	12.4
Chicago St.	12/13/2022	*	31:27	8-11	.727	4-6	.667	4-6	.667	1	2	3	4.8	3	2	4	0	1	24	13.6
Austin Peay	12/16/2022	*	36:18	2-4	.500	2-4	.500	1-2	.500	0	4	4	4.7	2	8	3	1	4	7	13.0
at Middle Tenn.	12/21/2022	*	36:56	2-5	.400	0-2	.000	2-2	1.000	0	1	1	4.4	2	6	4	0	3	6	12.4
Southern Ill.	12/29/2022	*	38:39	0-4	.000	0-4	.000	3-4	.750	0	1	1	4.2	2	3	2	0	0	3	11.7
at Evansville	01/01/2023	*	33:51	2-6	.333	0-3	.000	2-2	1.000	1	5	6	4.3	3	6	1	0	3	6	11.3
Bradley	01/04/2023	*	40:00	2-9	.222	0-4	.000	6-7	.857	1	5	6	4.4	3	4	3	0	1	10	11.2
at Drake	01/07/2023	*	31:22	8-14	.571	3-6	.500	1-2	.500	0	3	3	4.3	1	2	4	0	2	20	11.8
at UNI	01/10/2023	*	34:21	4-10	.400	3-7	.429	2-2	1.000	0	2	2	4.2	4	2	2	0	0	13	11.8
UIC	01/14/2023	*	37:12	8-9	.889	3-3	1.000	2-3	.667	0	7	7	4.3	4	7	1	0	1	21	12.3
at Belmont	01/17/2023	*	38:11	5-8	.625	2-3	.667	0-0	.000	2	5	7	4.5	2	4	3	0	1	12	12.3
Indiana St.	01/21/2023	*	31:30	2-8	.250	1-4	.250	1-3	.333	1	3	4	4.5	4	4	4	1	3	6	12.0
at Southern Ill.	01/24/2023	*	34:57	0-7	.000	0-4	.000	1-2	.500	0	3	3	4.4	2	6	4	0	4	1	11.5
Missouri St.	01/28/2023	*	36:40	1-4	.250	1-3	.333	0-0	.000	0	2	2	4.3	2	3	0	1	2	3	11.1
Belmont	02/01/2023	*	39:05	3-5	.600	1-1	1.000	1-3	.333	1	7	8	4.4	2	8	0	0	1	8	11.0
at Indiana St.	02/04/2023	*	37:05	3-6	.500	2-3	.667	5-5	1.000	0	3	3	4.4	1	2	3	0	0	13	11.0
Drake	02/07/2023	*	37:14	2-8	.250	1-5	.200	3-4	.750	0	5	5	4.4	2	6	1	0	1	8	10.9
at Bradley	02/11/2023	*	36:41	3-6	.500	2-4	.500	2-2	1.000	0	3	3	4.3	3	0	3	0	0	10	10.9
at Illinois St.	02/15/2023	*	40:00	2-4	.500	0-0	.000	4-4	1.000	0	3	3	4.3	2	11	2	0	2	8	10.8
Totals			27 987:01	86-211	.408	38-116	.328	81-99	.818	11	105	116	4.3	56	126	66	4	40	291	10.8

Player Averages

Games Played	Minutes/game	Points/game	FG Pct	3FG Pct	FT Pct	Rebounds/game	Assists/game	Turnovers/game	Assist/Turnover ratio	Steals/game	Blocks/game
27	36.6	10.8	40.8	32.8	81.8	4.3	4.7	2.4	1.9	1.5	0.1

WOOD CAREER STATISTICS

WOOD, Jacobi

				Field Goals		3-Point		F-Throws		Rebounds				Scoring							
SEASON	TEAM	GP-GS	MIN/AVG	FG-FGA	FG%	3FG-3FGA	3FG%	FT-FTA	FT%	OFF	DEF	TOT	AVG	PF-FO	A	TO	BLK	STL	PTS	AVG	
2020-21	BEL	30-7	692/23.1	107-236	.453	34-104	.327	91-113	.805	7	62	69	2.3	59-0	65	66	0	21	339	11.3	
2021-22	BEL	32-0	633/19.8	72-177	.407	34-103	.330	25-33	.758	6	61	67	2.1	38-0	70	55	1	26	203	6.3	
2022-23	MUR	27-27	987/36.6	86-211	.408	38-116	.328	81-99	.818	11	105	116	4.3	56-0	126	66	4	40	291	10.8	
TOTAL FOR MUR		27-27	987/36.6	86-211	.408	38-116	.328	81-99	.818	11	105	116	4.3	56-0	126	66	4	40	291	10.8	
TOTAL		89-34	2312/26.0	265-624	.425	106-323	.328	197-245	.804	24	228	252	2.8	153-0	261	187	5	87	833	9.4	

Single Game Highs

Statistic	Value
Points	24 vs Chicago St. 12/13/22, vs Massachusetts 11/18/22
Rebounds	10 at Bellarmine 12/10/22
Assists	11 at Illinois St. 02/15/23, vs Tulsa 11/20/22
Steals	6 vs UT Martin 01/29/22
Blocks	1 5 times
FG Made	8 4 times
FG Attempts	15 vs Morehead St. 02/13/21
3FG Made	5 vs Lipscomb 12/02/21
3FG Attempts	12 vs Lipscomb 12/02/21
FT Made	13 vs Samford 12/05/20
FT Attempts	15 vs Samford 12/05/20

**25- Rod Thomas**

SENIOR

G - 6-0 - 195 - Paducah, Ky.
Tilghman HS**2022-23 GAME LOG****#25 THOMAS, Rodriguez**

Opponent	Date	GS	MIN	Total		3-Pointers		Free throws		Rebounds				PF		A		BLK		STL		PTS		AVG
				FG-FGA	PCT	3FG-3FGA	PCT	FT-FTA	PCT	OFF	DEF	TOT	AVG	PF	A	TO	BLK	STL	PTS					
Lindsey Wilson	11/12/2022		01:58	0-0	.000	0-0	.000	0-0	.000	0	0	0	0.0	0	0	1	0	0	0	0	0.0			
UIC	01/14/2023		00:54	0-0	.000	0-0	.000	0-0	.000	0	1	1	0.5	0	0	0	0	0	0	0	0.0			
at Bradley	02/11/2023		02:35	0-0	.000	0-0	.000	0-0	.000	0	0	0	0.3	0	0	0	0	0	0	0	0.0			
Totals		0	05:27	0-0	.000	0-0	.000	0-0	.000	0	1	1	0.3	0	0	1	0	0	0	0	0.0			

Player Averages

Games Played	Minutes/ game	Points/ game	FG Pct	3FG Pct	FT Pct	Rebounds/ game	Assists/ game	Turnovers/ game	Assist/Turnover ratio	Steals/ game	Blocks/ game
3	1.8	0.0	0.0	0.0	0.0	0.3	0.0	0.3	0.0	0.0	0.0

THOMAS CAREER STATISTICS**THOMAS, Rodriguez**

				Field Goals		3-Point		F-Throws		Rebounds								Scoring		
SEASON	TEAM	GP-GS	MIN/AVG	FG-FGA	FG%	3FG-3FGA	3FG%	FT-FTA	FT%	OFF	DEF	TOT	AVG	PF-FO	A	TO	BLK	STL	PTS	AVG
2019-20	MUR	9-0	29/3.2	1-5	.200	1-5	.200	0-0	.000	1	5	6	0.7	4-0	2	4	0	1	3	0.3
2020-21	MUR	9-0	31/3.4	5-13	.385	1-8	.125	4-6	.667	1	3	4	0.4	4-0	1	1	1	0	15	1.7
2021-22	MUR	15-0	45/3.0	4-19	.211	3-15	.200	2-2	1.000	2	8	10	0.7	5-0	2	5	0	0	13	0.9
2022-23	MUR	3-0	5/1.8	0-0	.000	0-0	.000	0-0	.000	0	1	1	0.3	0-0	0	1	0	0	0	0.0
TOTAL		36-0	110/3.0	10-37	.270	5-28	.179	6-8	.750	4	17	21	0.6	13-0	5	11	1	1	31	0.9

Single Game Highs

Statistic	Value	
Points	12	vs Greenville 11/29/20
Rebounds	5	vs Tenn. Wesleyan 12/15/21
Assists	2	vs Tenn. Wesleyan 12/15/21
Steals	1	vs Kennesaw St. 12/16/19
Blocks	1	vs Transylvania 12/15/20
FG Made	4	vs Greenville 11/29/20
FG Attempts	5	vs Greenville 11/29/20, vs Tenn. Wesleyan 12/15/21
3FG Made	3	vs Tenn. Wesleyan 12/15/21
3FG Attempts	4	vs Tenn. Wesleyan 12/15/21
FT Made	4	vs Greenville 11/29/20
FT Attempts	4	vs Greenville 11/29/20

**35 - Marlon Lestin**

SOPHOMORE

F - 6-9 - 230 - Montreal, Quebec
East Carolina**2022-23 GAME LOG****#35 LESTIN, Marlon**

Opponent	Date	GS	MIN	Total		3-Pointers		Free throws		Rebounds										
				FG-FGA	PCT	3FG-3FGA	PCT	FT-FTA	PCT	OFF	DEF	TOT	AVG	PF	A	TO	BLK	STL	PTS	AVG
at Saint Louis	11/07/2022		00:39	0-0	.000	0-0	.000	0-0	.000	0	0	0	0.0	2	0	0	0	0	0	0.0
Lindsey Wilson	11/12/2022		01:26	0-0	.000	0-0	.000	0-0	.000	0	0	0	0.0	1	0	0	0	0	0	0.0
vs Tulsa	11/20/2022		00:51	0-0	.000	0-0	.000	0-1	.000	0	1	1	0.3	0	0	0	0	1	0	0.0
at Drake	01/07/2023		01:09	0-0	.000	0-0	.000	0-0	.000	0	0	0	0.3	0	0	0	0	0	0	0.0
UIC	01/14/2023		00:54	0-0	.000	0-0	.000	0-0	.000	0	0	0	0.2	0	0	0	0	0	0	0.0
Totals		0	04:60	0-0	.000	0-0	.000	0-1	.000	0	1	1	0.2	3	0	0	0	1	0	0.0

Player Averages

Games Played	Minutes/ game	Points/ game	FG Pct	3FG Pct	FT Pct	Rebounds/ game	Assists/ game	Turnovers/ game	Assist/Turnover ratio	Steals/ game	Blocks/ game
5	1.0	0.0	0.0	0.0	0.0	0.2	0.0	0.0	0.0	0.2	0.0

LESTIN CAREER STATISTICS**LESTIN, Marlon**

				Field Goals		3-Point		F-Throws		Rebounds											Scoring	
SEASON	TEAM	GP-GS	MIN/AVG	FG-FGA	FG%	3FG-3FGA	3FG%	FT-FTA	FT%	OFF	DEF	TOT	AVG	PF-FO	A	TO	BLK	STL	PTS	AVG		
2021-22	ECU	10-0	47/4.7	0-1	.000	0-0	.000	2-4	.500	5	2	7	0.7	6-0	1	3	1	2	2	0.2		
2022-23	MUR	5-0	5/1.0	0-0	.000	0-0	.000	0-1	.000	0	1	1	0.2	3-0	0	0	0	1	0	0.0		
TOTAL FOR MUR		5-0	5/1.0	0-0	.000	0-0	.000	0-1	.000	0	1	1	0.2	3-0	0	0	0	1	0	0.0		
TOTAL		15-0	52/3.5	0-1	.000	0-0	.000	2-5	.400	5	3	8	0.5	9-0	1	3	1	3	2	0.1		

Single Game Highs

Statistic	Value	
Points	1	vs N.C. A&T 12/07/21, at Houston 01/22/22
Rebounds	2	at Tulane 02/05/22, at Houston 01/22/22
Assists	1	vs N.C. A&T 12/07/21
Steals	1	at Houston 01/22/22, at Tulsa 02/08/22, vs Tulsa 11/20/22
Blocks	1	at Houston 01/22/22
FG Attempts	1	at Houston 01/22/22
FT Made	1	vs N.C. A&T 12/07/21, at Houston 01/22/22
FT Attempts	2	vs N.C. A&T 12/07/21, at Houston 01/22/22



52 - Jamari Smith

JUNIOR

F - 6-8 - 225 - Jonesboro, Ga.
Queens (NC)

2022-23 GAME LOG

#52 SMITH, Jamari

Opponent	Date	GS	MIN	Total		3-Pointers		Free throws		Rebounds				PF	A	TO	BLK	STL	PTS	AVG
				FG-FGA	PCT	3FG-3FGA	PCT	FT-FTA	PCT	OFF	DEF	TOT	AVG							
at Saint Louis	11/07/2022	*	27:26	6-11	.545	3-4	.750	4-9	.444	2	3	5	5.0	2	1	2	1	0	19	19.0
vs Texas A&M	11/17/2022	*	25:19	6-9	.667	1-2	.500	4-9	.444	0	4	4	4.5	4	1	3	0	0	17	18.0
vs Massachusetts	11/18/2022	*	23:24	7-16	.438	0-3	.000	0-0	.000	3	3	6	5.0	4	1	2	0	1	14	16.7
vs Tulsa	11/20/2022	*	29:52	8-12	.667	1-3	.333	2-2	1.000	3	4	7	5.5	3	0	1	0	0	19	17.3
at Chattanooga	11/26/2022	*	32:24	8-16	.500	1-3	.333	0-1	.000	2	7	9	6.2	4	0	0	0	1	17	17.2
Illinois St.	12/01/2022	*	34:27	6-11	.545	1-2	.500	3-6	.500	1	2	3	5.7	3	0	1	0	0	16	17.0
at Valparaiso	12/04/2022	*	33:11	7-11	.636	0-1	.000	4-5	.800	1	6	7	5.9	4	4	5	2	1	18	17.1
at Bellarmine	12/10/2022	*	30:00	2-9	.222	0-1	.000	1-2	.500	0	4	4	5.6	4	0	2	0	0	5	15.6
Chicago St.	12/13/2022	*	27:36	3-13	.231	0-1	.000	2-3	.667	1	5	6	5.7	3	0	0	1	0	8	14.8
Austin Peay	12/16/2022	*	19:54	4-11	.364	0-2	.000	0-0	.000	0	1	1	5.2	3	1	3	0	0	8	14.1
at Middle Tenn.	12/21/2022	*	31:06	4-7	.571	0-1	.000	3-4	.750	3	3	6	5.3	3	4	5	0	0	11	13.8
Southern Ill.	12/29/2022	*	30:42	1-4	.250	0-0	.000	3-4	.750	2	7	9	5.6	2	0	1	0	0	5	13.1
at Evansville	01/01/2023	*	32:09	7-15	.467	0-2	.000	0-0	.000	1	2	3	5.4	1	1	0	0	0	14	13.2
at Drake	01/07/2023	*	16:13	1-3	.333	0-0	.000	0-0	.000	0	4	4	5.3	3	0	2	0	0	2	12.4
at UNI	01/10/2023	*	28:04	6-10	.600	2-3	.667	2-4	.500	0	7	7	5.4	1	1	2	1	1	16	12.6
UIC	01/14/2023	*	16:14	3-7	.429	0-1	.000	3-4	.750	0	2	2	5.2	5	0	4	1	0	9	12.4
at Belmont	01/17/2023	*	24:40	5-19	.263	0-2	.000	1-2	.500	2	1	3	5.1	0	0	1	1	2	11	12.3
Indiana St.	01/21/2023	*	26:37	3-5	.600	0-0	.000	6-7	.857	4	4	8	5.2	1	2	0	0	0	12	12.3
at Southern Ill.	01/24/2023	*	33:33	6-11	.545	3-4	.750	0-0	.000	0	3	3	5.1	3	1	3	0	2	15	12.4
Missouri St.	01/28/2023	*	30:04	6-11	.545	0-1	.000	4-4	1.000	1	1	2	5.0	1	1	2	1	2	16	12.6
Belmont	02/01/2023	*	20:25	2-11	.182	0-3	.000	0-0	.000	2	1	3	4.9	1	0	0	0	0	4	12.2
at Indiana St.	02/04/2023	*	13:34	1-4	.250	0-2	.000	1-2	.500	0	3	3	4.8	1	0	1	0	0	3	11.8
Drake	02/07/2023	*	24:18	4-8	.500	2-5	.400	1-3	.333	0	1	1	4.6	2	1	0	0	0	11	11.7
at Bradley	02/11/2023	*	29:41	2-6	.333	1-3	.333	3-4	.750	0	3	3	4.5	4	0	2	0	0	8	11.6
at Illinois St.	02/15/2023	*	26:00	5-14	.357	0-2	.000	1-2	.500	1	2	3	4.5	1	1	1	0	0	11	11.6
Totals		25	666:53	113-254	.445	15-51	.294	48-77	.623	29	83	112	4.5	63	20	43	8	10	289	11.6

Player Averages

Games Played	Minutes/ game	Points/ game	FG Pct	3FG Pct	FT Pct	Rebounds/ game	Assists/ game	Turnovers/ game	Assist/Turnover ratio	Steals/ game	Blocks/ game
25	26.7	11.6	44.5	29.4	62.3	4.5	0.8	1.7	0.5	0.4	0.3

SMITH CAREER STATISTICS

SMITH, Jamari

		Field Goals					3-Point		F-Throws		Rebounds										Scoring	
SEASON	TEAM	GP-GS	MIN/AVG	FG-FGA	FG%	3FG-3FGA	3FG%	FT-FTA	FT%	OFF	DEF	TOT	AVG	PF-FO	A	TO	BLK	STL	PTS	AVG		
2018-19	Queens	5-0	46/9.2	10-16	.625	0-0	.000	1-3	.333	4	2	6	1.2	3-0	1	4	2	1	21	4.2		
2019-20	Queens	28-26	663/23.7	140-261	.536	8-24	.333	90-118	.763	61	128	189	6.8	74-3	28	57	11	17	378	13.5		
2020-21	Queens	15-12	373/24.9	95-182	.522	14-41	.341	49-73	.671	28	59	87	5.8	37-0	18	32	4	12	253	16.9		
2021-22	Queens	34-31	880/25.9	211-411	.513	44-110	.400	133-179	.743	71	169	240	7.1	90-1	32	74	30	26	599	17.6		
2022-23	MUR	25-25	667/26.7	113-254	.445	15-51	.294	48-77	.623	29	83	112	4.5	63-1	20	43	8	10	289	11.6		
TOTAL FOR MUR		25-25	667/26.7	113-254	.445	15-51	.294	48-77	.623	29	83	112	4.5	63-1	20	43	8	10	289	11.6		
TOTAL		107-94	2629/24.6	569-1124	.506	81-226	.358	321-450	.713	193	441	634	5.9	267-5	99	210	55	66	1540	14.4		

Single Game Highs

Statistic	Value	
Points	33	at Augusta 03/15/22
Rebounds	14	vs UVA Wise 02/13/21
Assists	5	vs UVA Wise 02/13/21
Steals	3	vs Catawba 03/07/20
Blocks	3	vs Newberry 01/26/22, at Lincoln Memorial 01/15/22, vs Carson-Newman 03/06/22
FG Made	12	at Augusta 03/15/22
FG Attempts	22	at Augusta 03/15/22
3FG Made	4	at Lincoln Memorial 02/03/21, vs Limestone 02/16/22, at Augusta 03/15/22
3FG Attempts	8	vs Lincoln Memorial 12/18/21, at Augusta 03/15/22
FT Made	15	vs Columbus St. 03/12/22
FT Attempts	15	vs Columbus St. 03/12/22

2022-23 MURRAY STATE MEN'S BASKETBALL



55 - DJ Burns

JUNIOR

F - 6-7 - 220 - New Orleans, La.
Southern

2022-23 GAME LOG

#55 BURNS, DJ

Opponent	Date	GS	MIN	Total		3-Pointers		Free throws		Rebounds				PF	A	TO	BLK	STL	PTS	AVG
				FG-FGA	PCT	3FG-3FGA	PCT	FT-FTA	PCT	OFF	DEF	TOT	AVG							
at Saint Louis	11/07/2022	*	21:21	1-8	.125	0-0	.000	4-4	1.000	3	3	6	6.0	3	1	1	0	0	6	6.0
Lindsey Wilson	11/12/2022	*	22:19	7-8	.875	0-0	.000	6-10	.600	2	7	9	7.5	1	1	1	2	2	20	13.0
vs Texas A&M	11/17/2022	*	32:48	2-4	.500	0-0	.000	4-4	1.000	1	5	6	7.0	3	2	0	0	2	8	11.3
vs Massachusetts	11/18/2022	*	33:38	4-4	1.000	0-0	.000	1-4	.250	0	5	5	6.5	4	0	2	0	1	9	10.8
vs Tulsa	11/20/2022	*	27:11	4-6	.667	0-0	.000	3-4	.750	6	9	15	8.2	4	2	3	1	0	11	10.8
at Chattanooga	11/26/2022	*	31:20	5-8	.625	0-0	.000	1-1	1.000	4	5	9	8.3	3	1	0	0	0	11	10.8
Illinois St.	12/01/2022	*	37:56	1-3	.333	0-0	.000	0-0	.000	3	7	10	8.6	3	2	0	1	1	2	9.6
at Valparaiso	12/04/2022	*	25:49	3-6	.500	0-0	.000	0-0	.000	4	2	6	8.3	4	1	2	0	0	6	9.1
at Bellarmine	12/10/2022	*	20:19	0-0	.000	0-0	.000	1-2	.500	3	2	5	7.9	1	0	1	0	0	1	8.2
Chicago St.	12/13/2022	*	30:35	6-8	.750	0-0	.000	6-9	.667	11	3	14	8.5	2	0	1	2	0	18	9.2
Austin Peay	12/16/2022	*	35:41	7-10	.700	0-0	.000	1-2	.500	2	6	8	8.5	3	1	1	1	0	15	9.7
at Middle Tenn.	12/21/2022	*	26:13	4-6	.667	0-0	.000	2-4	.500	1	3	4	8.1	2	1	1	0	0	10	9.8
Southern Ill.	12/29/2022	*	33:04	2-8	.250	0-0	.000	0-0	.000	5	3	8	8.1	2	1	1	1	0	4	9.3
at Evansville	01/01/2023	*	20:42	3-4	.750	0-0	.000	2-2	1.000	2	1	3	7.7	4	1	0	0	0	8	9.2
Bradley	01/04/2023	*	33:23	6-11	.545	0-0	.000	4-4	1.000	5	5	10	7.9	3	1	2	0	3	16	9.7
at Drake	01/07/2023	*	20:06	1-1	1.000	0-0	.000	0-0	.000	0	3	3	7.6	3	2	2	0	0	2	9.2
at UNI	01/10/2023	*	24:51	2-2	1.000	0-0	.000	0-0	.000	1	2	3	7.3	1	1	2	0	0	4	8.9
UIC	01/14/2023	*	18:04	0-1	.000	0-0	.000	2-2	1.000	0	3	3	7.1	3	0	2	0	0	2	8.5
at Belmont	01/17/2023	*	21:52	4-8	.500	0-0	.000	0-0	.000	3	2	5	6.9	1	1	0	0	0	8	8.5
Indiana St.	01/21/2023	*	27:50	7-11	.636	0-0	.000	4-5	.800	5	6	11	7.2	3	1	0	1	0	18	9.0
at Southern Ill.	01/24/2023	*	12:46	1-3	.333	0-0	.000	0-0	.000	2	2	4	7.0	4	0	3	0	2	2	8.6
Missouri St.	01/28/2023	*	29:25	2-6	.333	0-0	.000	8-8	1.000	3	4	7	7.0	4	0	3	0	0	12	8.8
Belmont	02/01/2023	*	21:36	5-7	.714	0-0	.000	2-2	1.000	4	3	7	7.0	4	3	1	1	0	12	8.9
at Indiana St.	02/04/2023	*	21:32	3-5	.600	0-0	.000	2-3	.667	1	2	3	6.8	4	3	4	0	0	8	8.9
Drake	02/07/2023	*	24:37	3-6	.500	0-0	.000	1-2	.500	4	5	9	6.9	1	1	0	0	0	7	8.8
at Bradley	02/11/2023	*	27:10	4-9	.444	0-0	.000	2-2	1.000	2	2	4	6.8	3	1	0	0	1	10	8.8
at Illinois St.	02/15/2023	*	21:03	0-2	.000	0-0	.000	1-2	.500	1	2	3	6.7	2	0	1	0	1	1	8.6
Totals		27	703:11	87-155	.561	0-0	.000	57-76	.750	78	102	180	6.7	75	28	34	10	13	231	8.6

Player Averages

Games Played	Minutes/ game	Points/ game	FG Pct	3FG Pct	FT Pct	Rebounds/ game	Assists/ game	Turnovers/ game	Assist/Turnover ratio	Steals/ game	Blocks/ game
27	26.0	8.6	56.1	0.0	75.0	6.7	1.0	1.3	0.8	0.5	0.4

BURNS CAREER STATISTICS

BURNS, Dj

				Field Goals		3-Point		F-Throws		Rebounds									Scoring	
SEASON	TEAM	GP-GS	MIN/AVG	FG-FGA	FG%	3FG-3FGA	3FG%	FT-FTA	FT%	OFF	DEF	TOT	AVG	PF-FO	A	TO	BLK	STL	PTS	AVG
2019-20	SU	32-1	596/18.6	104-198	.525	2-7	.286	65-94	.691	58	91	149	4.7	89-6	32	39	11	27	275	8.6
2020-21	SU	6-4	123/20.6	23-51	.451	0-1	.000	10-13	.769	9	21	30	5.0	15-1	5	13	3	3	56	9.3
2021-22	MUR	34-34	868/25.5	77-134	.575	0-1	.000	44-61	.721	107	107	214	6.3	87-3	31	32	17	43	198	5.8
2022-23	MUR	27-27	703/26.0	87-155	.561	0-0	.000	57-76	.750	78	102	180	6.7	75-0	28	34	10	13	231	8.6
TOTAL FOR MUR		61-61	1571/25.8	164-289	.567	0-1	.000	101-137	.737	185	209	394	6.5	162-3	59	66	27	56	429	7.0
TOTAL		99-66	2290/23.1	291-538	.541	2-9	.222	176-244	.721	252	321	573	5.8	266-10	96	118	41	86	760	7.7

Single Game Highs

Statistic	Value	
Points	33	vs Ecclesia 11/18/19
Rebounds	15	vs Middle Tenn. 12/04/21, vs Tulsa 11/20/22
Assists	5	at Alabama A&M 02/24/20
Steals	4	vs Ecclesia 11/18/19, vs UT Martin 01/22/22, at Austin Peay 02/03/22
Blocks	2	6 times
FG Made	14	vs Ecclesia 11/18/19
FG Attempts	19	vs Ecclesia 11/18/19
3FG Made	1	vs Ecclesia 11/18/19, at Ark.-Pine Bluff 01/18/20
3FG Attempts	1	9 times
FT Made	8	vs Missouri St. 01/28/23
FT Attempts	10	vs Lindsey Wilson 11/12/22

2022-23 MURRAY STATE MEN'S BASKETBALL

2022-23 GAME LOG & LEADERS

Opp	W-L	Score	Rec	MVC	OT	High Scorer	High Rebound	High Assist	High Block	High Steal
SLU	Lost	68-91	0-1	----		Smith 19	Wood 8	Perry 2	White, Smith 1	Moore 2
LWU	Won	90-53	1-1	----		Burns 20	Burns 9	Wood 5	White, Burns 2	Anderson 4
TAMU	Won	88-79	2-1	----		Wood 23	White, Perry, Burns 6	Wood, White 4	White 2	White, Burns, Moore 2
UMass	Lost	69-71	2-2	----		Wood 24	White 7	Perry 7	White 2	Wood, Smith, Burns 1
Tulsa	Won	77-60	3-2	----		Smith 19	Burns 15	Wood 11	White 2	Moore 2
UTC	Lost	66-69	3-3	----		Perry 22	Burns, Smith 9	Wood 3	White, Moore 1	4 with 1
ILST	Won	70-67	4-3	1-0	OT	Perry 20	Burns 10	Wood 4	White, Burns, Morgan	Burns, Wood 1
VALPO	Won	77-70	5-3	2-0	OT	Perry 30	Anderson, Smith 7	Wood 5	White, Smith 2	Wood 3
BU	Lost	58-69	5-4	----		Perry 24	Wood 10	Wood 5	None	Moore 3
CSU	Won	66-65	6-4	----		Wood 24	Burns 14	Wood, White, Perry 2	Burns 2	Morgan 3
APSU	Won	68-60	7-4	----		Anderson 16	Burns 8	Wood 8	White, Burns, Wood 1	Wood 4
MTSU	Lost	67-83	7-5	----		Perry 15	Smith 6	Wood 6	None	Wood 3
SIU	Lost	57-63	7-6	2-1		Perry 26	Smith 9	Wood 3	White, Burns 1	White 1
UE	Won	78-61	8-6	3-1		Morgan 15	Perry 8	Wood 6	White, Perry, Morgan	Anderson 3
BRD	Won	67-58	9-6	4-1		Burns 16	Burns 10	Wood 4	Morgan, Murray, Moore 1	Burns 3
DRK	Lost	64-82	9-7	4-2		Wood 20	Perry, Smith 4	Wood, Burns, Anderson, Moore 2	Murray 3	Woos, Anderson 2
UNI	Lost	67-75	9-8	4-3		Perry 22	White 9	Wood, Moore, White 2	Morgan, Smith, White 1	White 2
UIC	Won	81-64	10-8	5-3		Moore, Wood 21	Murray, Wood 7	Wood 7	4 with 1	Moore, Wood, Perry 1
BEL	Lost	65-80	10-9	5-4		Perry 14	Wood 7	Wood 4	Smith, Moore, Anderson	Smith 2
ISU	Won	82-73	11-9	6-4		Perry 19	Burns 11	Wood 4	Burns, Wood, Morgan	Wood 3
SIU	Lost	64-68	11-10	6-5		Moore 19	Perry 10	Wood 6	Perry, Moore 1	Wood 4
MOST	Won	74-71	12-10	7-5		Moore, Perry 17	Burns 7	Wood, Perry 3	White, Wood, Smith 1	Wood, Smith 2
BEL	Won	83-82	13-10	8-5		Moore 25	Wood 8	Wood 8	White 2	Moore 2
ISU	Lost	56-99	13-11	8-6		Perry 14	Anderson 4	Burns 3	White, Murray 1	White 2
DRK	Lost	92-68	13-12	8-7		Moore 17	Burns 9	Wood 6	Anderson 1	4 with 1
BRD	Lost	83-48	13-13	8-8		Burns 13	Wood, Burns 4	Moore 2	None	Edwards, Moore, Burns 1
ILST	Won	76-75	14-13	9-8		Perry 25	Perry 6	Wood 11	None	Anderson 3
UE										
MOST										
VALPO										

GAME STARTERS

Opp	Date	Guard	Guard	Forward	Forward	Forward
Saint Louis	11-07-22	Wood	Perry	White	Smith	Burns
LWU	11-12-22	Wood	Perry	White	Anderson	Burns
TAMU	11-17-22	Wood	Perry	White	Smith	Burns
UMass	11-18-22	Wood	Perry	White	Smith	Burns
Tulsa	11-20-22	Wood	Perry	White	Smith	Burns
UTC	11-26-22	Wood	Perry	White	Smith	Burns
ILST	12-01-22	Wood	Perry	White	Smith	Burns
VALPO	12-04-22	Wood	Perry	White	Smith	Burns
BU	12-10-22	Wood	Perry	White	Smith	Burns
CSU	12-13-22	Wood	Perry	White	Smith	Burns
APSU	12-16-22	Wood	Perry	White	Smith	Burns
MTSU	12-21-22	Wood	Perry	White	Smith	Burns
SIU	12-29-22	Wood	Perry	White	Smith	Burns
UE	01-01-23	Wood	Perry	White	Smith	Burns
BRD	01-04-23	Wood	Perry	White	Anderson	Burns
DRK	01-07-23	Wood	Perry	White	Smith	Burns
UNI	01-10-23	Wood	Perry	White	Smith	Burns
UIC	01-14-23	Wood	Perry	White	Smith	Burns
BEL	01-17-23	Wood	Perry	Moore	Smith	Burns
ISU	01-21-23	Wood	Perry	Moore	Smith	Burns
SIU	01-24-23	Wood	Perry	Moore	Smith	Burns
MOST	01-28-23	Wood	Perry	Moore	Smith	Burns
BEL	02-01-23	Wood	Perry	Moore	Smith	Burns
ISU	02-04-23	Wood	Perry	Moore	Smith	Burns
DRK	02-07-23	Wood	Perry	Moore	Smith	Burns
BRD	02-11-23	Wood	Perry	Moore	Smith	Burns
ILST	02-15-23	Wood	Perry	Moore	Smith	Burns
UE	02-18-23					
MOST	02-21-23					
VALPO	02-26-23					

RECORDS FOR STARTERS

(9-7) Wood, Perry, White, Smith, Burns
(2-0) Wood, Perry, White, Anderson, Burns
(4-4) Wood, Perry, Moore, Smith, Burns

START CHART

	22-23	Streak	Carer
Burns	27	61	61
Perry	27	27	27
Wood	27	27	27
Smith	25	12	25
White	18	0	18
Moore	9	9	9
Anderson	2	1	2
MSU games only			

2022-23 GAME NOTABLES

Biggest Lead

MSU: 41 H Lindsey Wilson 2H 2:53

Opponents: 45 at Indiana State 2H 1:06

Biggest 1H Scoring

Murray State: 49 H Belmont

Opponent: 55 H vs Drake

Biggest 2H Scoring

Murray State: 53 N Texas A&M

Opponent: 59 A Indiana State

Biggest deficit overcome to win:

MSU: 22 H Chicago State 1H 30-8 9:56

Opponents: 10 at Belmont 1H 8:40

Biggest Halftime deficit overcome to win:

MSU: 15 H Chicago State 42-27

Opponents: 4, MSU at UTC, led 34-30

FREE THROW STREAKS

Current FT Streaks

Brian Moore	12
JaCobi Wood	6
Quincy Anderson	1
Justin Morgan	1
Braxton Stackner	1
Sam Murray	1

Season Best

Rob Perry	20
Brian Moore	16
JaCobi Wood	16
DJ Burns	13
Rob Perry	13
JaCobi Wood	12
Jamari Smith	10

Best Free Throw Streaks Since 2013

Jonathan Stark	39	2017-18
Bryce Jones	25	2016-17
Gee McGhee	24	2016-17
Bryce Jones	23	2015-16
Ja Morant	22	2018-19
Jeffery Moss	22	2013-14
Jonathan Stark	21	2017-18
Rob Perry	20	2022-23
Cameron Payne	20	2013-14
Ja Morant	19	2018-19
Ja Morant	18	2017-18
JaCobi Wood	16	2022-23

RACER RADIO STAR OF THE GAME

Saint Louis	11-07-22	Jamari Smith
LWU	11-12-22	DJ Burns
TAMU	11-17-22	JaCobi Wood
UMass	11-18-22	Rob Perry
Tulsa	11-20-22	Jamari Smith
UTC	11-26-22	Rob Perry
ILST	12-01-22	Rob Perry
VALPO	12-04-22	Rob Perry
BU	12-10-22	Quincy Anderson
CSU	12-13-22	JaCobi Wood
APSU	12-16-22	Kenny White
MTSU	12-21-22	Jamari Smith*
SIU	12-29-22	Rob Perry
UE	01-01-23	Justin Morgan*
BRD	01-04-23	Brian Moore*
DRK	01-07-23	JaCobi Wood
UNI	01-10-23	Rob Perry*
UIC	01-14-23	Brian Moore
BEL	01-17-23	Rob Perry*
INST	01-21-23	Brian Moore
SIU	01-24-23	Rob Perry*
MOST	01-28-23	DJ Burns
BEL	02-01-23	Brian Moore
INST	02-04-23	JaCobi Wood
DRK	02-07-23	Brian Moore
BRD	02-11-23	DJ Burns
ILST	02-15-23	Kenny White
UE	02-18-23	
MOST	02-21-23	
VALPO	02-26-23	

LEAD THE RACERS IN. . .

SCORING	22-23	CAREER
Rob Perry	12	12
JaCobi Wood	5	5
Brian Moore	5	5
Jamari Smith	2	2
DJ Burns	3	3
Quincy Anderson	1	1
Justin Morgan	1	1
REBOUNDING	22-23	CAREER
DJ Burns	10	10
JaCobi Wood	6	6
Rob Perry	5	5
Jamari Smith	4	4
Kenny White	3	3
Quincy Anderson	2	2
Sam Murray	1	1
ASSISTS	22-23	CAREER
JaCobi Wood	22	24
Rob Perry	3	3
Brian Moore	2	2
Quincy Anderson	2	2
Kenny White	2	2
Rob Perry	1	1
Kenny White	1	1
DJ Burns	1	1

LEAD THE RACERS IN. . .

STEALS	22-23	CAREER
DJ Burns	17	17
JaCobi Wood	11	11
Brian Moore	6	6
Kenny White	4	4
Jamari Smith	3	3
Quincy Anderson	3	3
Justin Morgan	1	1
Rob Perry	1	1
BLOCKS	22-23	CAREER
DJ Burns	17	17
Kenny White	15	15
Jamari Smith	5	5
Justin Morgan	5	5
Sam Murray	3	3
Brian Moore	3	3
Rob Perry	2	2
JaCobi Wood	2	2
Quincy Anderson	3	3

INDIVIDUAL MISCELLANEOUS

30-PLUS POINTS	22-23	CAREER
Rob Perry	1	1
20-PLUS POINTS	22-23	CAREER
Rob Perry	7	26
JaCobi Wood	5	5
Brian Moore	2	2
10-PLUS ASSISTS	22-23	CAREER
JaCobi Wood	2	2
Rob Perry	0	1
10-PLUS REBOUNDS	22-23	CAREER
DJ Burns	5	10
Rob Perry	1	5
JaCobi Wood	1	1
DOUBLE-DOUBLES	22-23	CAREER
DJ Burns	4	5
Rob Perry	1	4
JaCobi Wood	2	2

Totals include all schools played for

MSU Recent Triple Doubles

Name	Date	P	R	A	Opponent
*Ja Morant	03-21-19	17	11	16	vs Marquette
Ja Morant	02-28-19	11	10	10	at Morehead St.
Ja Morant	11-24-18	29	13	12	Missouri State
Ja Morant	12-28-17	11	10	14	Eastern Illinois
Isacc Miles	02-23-09	13	10	11	UT Martin

Current Consecutive Games with Made 3-pointer

Player	Streak	Last without 3P
Rob Perry	5	01-24-23 A SIU
Justin Morgan	1	02-04-23 A INDST
Quincy Anderson	1	02-11-23 A BRD

2022-23 Season Best

Quincy Anderson	10	01-10-23 at UNI
-----------------	----	-----------------

Past Streaks

40	Isaiah Canaan, 2012-13
23	Jonathan Stark, 2017-18
21,	Tevin Brown, 2021-22
21	Jonathan Stark, 2016-17
20	Cameron Payne, 2014-15
18	Jonathan Stark, 2017-18
14	Tevin Brown, 2019-20

THE LAST TIME IT HAPPENED

MSU Player with 40+ Points

Ja Morant (40) SIUE, H, W, 01-19-19
Jonathan Stark (41) TTU, N, W, 2OT, 03-01-2017, OVC Trn
Isaac Spencer (42) TSU, H, W, 02-27-2001, OVC Trn Mky
De'Teri Mayes (42) Arkansas, N, W, San Juan, 12-25-1997
Marcus Brown (45) Wash.-Mo, H, W, 12-16-1995
Herb McPherson (44) Middle Tenn., H, W, 02-09-1966
Howie Crittenden (41) Middle Tenn., H, W, 12-11-1954
Bennie Purcell (41) Ky. Wesleyan, A, L 01-19-1952
Garrett Beshear (40) Dayton, H, W, 12-22-1952
Garrett Beshear (40) Marshall, A, L, 12-29-1953

Opponent Player with 40+ Points

MSU Player with 30+ Points

Rob Perry (30) Valparaiso, A W 12-04-22
KJ Williams (30) Belmont, H, W, 02-24-22
KJ Williams (39) TSU, A, W, 02-10-22
KJ Williams (33) UT Martin, H, W, 01-22-22
Justice Hill (36) Belmont, A, W, 01-15-22
Tevin Brown (33) Chattanooga, H, W, 12-18-21
KJ Williams (32) Cumberland, H, W, 11-09-21
Tevin Brown (31) Evansville, A, L, OT, 12-21-19
Ja Morant (36) Belmont, N, W, 03-09-19
Ja Morant (40) SIUE, H, W, 01-19-19
Tevin Brown (31) UT Martin, H, W, 01-10-19
Ja Morant (34) Eastern Kentucky, H, W, 01-05-19
Ja Motant (38) Alabama, A, L, 11-26-18
Jonathan Stark (36) SE Missouri, H, W, 01-04-18
Jonathan Stark, (37), Morehead State, N, W, 03-02-17
Jonathan Stark, (41), Tenn. Tech, N, W, 2PT, 03-01-17
Jonathan Stark, (32) SDSU, A, L, OT, 12-17-16
Jeffery Moss, (33) UTM, H, W, 2-27-16
Cameron Payne (31) UTM, A, W, 2-28-15
Cameron Payne (33) EIU, A, W, 1-22-15
Cameron Payne (32) UE, A, W, 12-13-14
Jeffery Moss (31), Tenn. Tech, H, W, 1-23-14
Isaiah Canaan (31), UT Martin, H, L, 2-28-13
Isaiah Canaan (35), Morehead State, A, W, 2OT, 2-20-13

Opponent 30+ Pts

Ben Sheppard (35), Belmont, H, W, 02-01-23

Jamaree Bouyea (36), USF, N, W, 03-17-22
Malachi Smith (36), UTC, H, W, 12-18-21
Darian Adams (30), JSU, A, L, 02-25-21
Terry Taylor (30), APSU, A, L, 12-21-20
Parker Stewart (33), UTM, H, W, 01-02-20
Tyreese Williford (33), SIUE, A, W, 01-19-19
Nick Mayo (36), Eastern Kentucky, H, W, 01-05-19
Denzel Mahoney (30), SEMO, A, W, 02-01-18
Milik Yarbrough (30), Illinois State, A, W, 12-09-17
Nick King (31), Middle Tennessee, H, L, 11-13-17
Jacolby Mobley (33), UT Martin, A, L, 02-25-17
Mike Daum (39), South Dakota State, A, L, OT, 12-17-16
Kenny Gaines (35), Georgia, A, L, 11-20-15
D.J. Ballentine (31), Evansville, A, L, 12-13-14
Kevin Murphy (31), Tennessee Tech, W, N, 3-2-12

MSU two players 20+ points

Moore (21), Wood (21), UIC, 01-14-23

Brown (23), Hill (21), MOR, 03-05-22
Williams (29), Brown (26), SEMO, 03-04-22
Williams (23), Hannibal, SEMO, 02-26-22
Hill (20), Williams (20), TTU, 01-27-22
Hill (26), Williams (21), SEMO, 12-30-21
Brown (22), Hill (20), Memphis, 12-13-21
Brown (21), Williams (32), Cumberland, 11-09-21
Brown (21), Williams (20), ECU, 02-27-20
Brown (29), A. Smith (22), SEMO, 01-18-20
Morant (30), Cowart (22), UTM, 02-21-19

Morant (23), Cowart (23), EIU, 02-07-19
Morant (25), Buchanan (21), Auburn 12-22-18
Morant (23), Brown (20), SIU 12-12-18
Morant (29), Buchanan (20), MOST 11-24-18
Stark (29), Morant (23), SEMO 02-01-18
Stark (23), Miller (21), Morehead State 01-25-18
Miller (24), Stark (21), Auburn 12-19-17
Stark (33), Miller (27), Morehead State 02-08-17
Miller (28), Stark (23), Jacksonville State 01-05-17
Stark (21), Miller (21), Wright State 12-22-16
Croaker (23), Stark (23), MTSU 11-15-16
Jones (24), Moss (21), MOR 3-3-16

MSU three players 20+ points

A UTM 01-10-19

Brown (31), Morant (26), Buchanan (21)

H TSU 12-31-16

Stark (26), Croaker (25), Jones (21)

A Belmont 2-6-14

Payne (29), Williams (21) & Sapp (20)

H UT Martin 1-5-14

Payne (27), Moss & Williams (20)

A Lipscomb 11-26-12

Canaan (32), Wilson (21), Daniel (20)

H SEMO 2-6-97

Mayes (23), Rainey (21), Townsend (21)

MSU two players with 30+ points

Brown 30, Rainey 30 UT-Martin 2-17-96

MSU five players in double figure scoring

H MTSU 12-04-21 (5)

Hannibal (19), Hill & Williams (18), Brown (15), Burns (12)

H UTM 01-16-21 (5)

Williams (17), Brown (13), Bostick (11), Robinson & Carter (10)

H Transylvania (5) 12-15-20

Carter (14), Brown (12), Whitley (11), Williams & Gilmore (10)

H Greenville 11-29-20 (9)

Williams (22), Gilmore (20), McMullen (16), Carter (14), Sivills & Bostick (13), Thomas (12), Kirby (10), Brown (10)

MSU six players in double figure scoring

H Austin Peay 02-17-22 (6)

Williams (25), Brown (13), DJ Burns (11), Justice Hill (11), DaQuan Smith (11), Trae Hannibal (10)

H Tenn. Wesleyan 12-15-21 (6)

Williams (19), Hannibal (18), D. Smith (15), McMullen & Sivills (12), Brown (10)

H Austin Peay 02-11-17 (6)

Miller (22), Croaker, McGhee & Dupree (14), Stark 13, Thomas 12.

MSU Player & Opponent Player With 20 Points

Rob Perry (25), Seneca Knight (22)

Brian Moore (25), Ben Sheppard (35), BEL, 02-01-23

Rob Perry (22), Bowen Born (23), UNI, 01-10-23

Rob Perry (26), Lance Jones (21), SIU, 12-29-22

JaCobi Wood (24), Jahsean Corbett (25), Chi. St 12-13-22

Rob Perry (24), Garrett Tipton (25), Ballermin, 12-10-22

Rob Perry (30), Ben Krikke (31), Valparaiso, 11-26-22

Rob Perry (20), Seneca Knight (20), Ill. State, 12-01-22

Rob Perry (22), Jake Stephens (27), Chatt. 11-26-22

Tevin Brown (23), Johni Broome (32), MOR, 03-05-22
KJ Williams (29), DQ Nicholas (20), SEMO, 03-04-22
Justice Hill (26), Eric Reed, Jr. (20), SEMO, 12-30-21
Tevin Brown (33), Malachi Smith (36), UTC, 12-18-21
Chico Carter, Jr. (27), Jr. Clay (20), TTU, 02-27-21
Tevin Brown (22), Darian Adams (30), JSU, 02-25-21
Chico Carter, Jr. (23), Wendell Green, Jr. (24), ECU, 02-06-21
KJ Williams (25), Mark Freeman (22), TSU, 01-28-21
Tevin Brown (24), Terry Taylor (27), Austin Peay, 03-06-20
Tevin Brown (21), Jomaru Brown (24) ECU, 02-27-20
Jaiveon Eaves (21), Jordyn Adams (20) Austin Peay, 02-13-20
Tevin Brown (28), Jylan Washington (24), TSU, 02-08-20
KJ Williams (20), Tyresse Williford (22), SIUE, 02-01-20
Brown (24), Josiah Wallace (24), EIU, 01-30-20
Tevin Brown (24), Adam Kunkel (23), Belmont, 01-23-20
Tevin Brown (29), DQ Nichols (21), SEMO, 01-18-20 Tevin
Tevin Brown (23), Parker Stewart (33), UT Martin, 01-02-29
Tevin Brown (31), Artur Labinowicz, Evansville (24), 12-21-19
KJ Williams (23), Cody John, Weber State (20) 11-26-19
Ja Morant (40), Tyreese Williford (33) SIUE 01-19-19
Ja Morant (34), Nick Mayo (36) ECU 01-05-19

MSU 20 Points & 10 Rebounds

KJ Williams (29/10) N vs SEMO, 03-04-22
KJ Williams (21/12) A vs Morehead State, 02-12-22
KJ Williams (20/13) A vs Tenn. tech, 01-27-22
KJ Williams (21/11) H vs Tenn. Tech, 01-24-22
KJ Williams (33/15) H vs UT Martin, 01-22-22
KJ Williams (21/11) H vs SE Missouri, 12-30-21
KJ Williams (28/14) A vs SIUE, 02-15-21
KJ Williams (26/11) A vs SE Missouri, 02-01-21
KJ Williams (25/16) H vs Tennessee State, 01-28-21
Tevin Brown (21/10) H vs Eastern Kentucky, 02-27-20
KJ Williams (20/14) H vs Eastern Kentucky, 02-27-20
KJ Williams (20/15) H vs SIUE, 02-01-20
Anthony Smith (22/10) at SE Missouri, 01-18-20
Ja Morant (25/11) H vs Prairie View, 12-01-18
Ja Morant (29/13) H vs Missouri State, 12-01-18
Darnell Cowart (22/13) H vs UT Martin, 02-21-19
Darnell Cowart (23/12) H vs Eastern Illinois , 02-07-19
Terrell Miller (27/17) N vs West Virginia, 03-16-18
Terrell Miller (20/12) at Eastern Illinois, 02-22-18
Terrell Miller (21/11) H vs Morehead State, 01-25-18
Terrell Miller (24/15) H vs Auburn, 12-19-17
Terrell Miller (21/10) at Wright State, 11-18-17
Terrell Miller (28/10) at Jacksonville State, 01-05-17
Terrell Miller (21/11) H vs Wright State, 12-22-16
Terrell Miller (27/10) at Ole Miss, 12-15-16
Cameron Payne (21/10) H vs Eastern Kentucky, 01-29-15
Jarvis Williams (25/14) H vs Texas El Paso, 03-17-15
Jarvis Williams (23/10) H vs Morehead State, 03-06-15
Jarvis Williams (23/11) H vs SE Missouri, 02-05-15
Jarvis Williams (25/11) at Jacksonville State, 01-11-15
Jarvis Williams (24/12) H vs Western Kentucky, 12-06-14
Jarvis Williams (20/10) N vs Drake, 11-30-14
Jarvis Williams (28/12) at Middle Tennessee, 11-18-14
Jarvis Williams (20/10) at Missouri State, 03-19-14
Jarvis Williams (25/15) at SE Missouri, 03-01-14
Jarvis Williams (21/13) at Belmont, 02-16-14
Jarvis Williams (28/14) at Austin Peay, 01-31-14
Jarvis Williams (20/15) H vs UT Martin, 01-05-14
Jarvis Williams (25/13) H vs Bethel (TN), 11-19-13
Ed Daniel (21/13) at Austin Peay, 01-12-13
Ed Daniel (21/15) at Evansville, 12-08-12
Ed Daniel (23/14) Bethel (TN), 12-04-12
Ed Daniel (20/18) at Lipscomb, 11-26-12
Ed Daniel (20/10) N vs Colorado, 11-18-12
Ivan Asla (21/10) at Morgan State, 11-14-11
Danero Thomas (23/11) H vs Austin Peay, 02-06-10
Bruce Carter (24/12) H vs Tennessee Tech, 03-05-08

THE LAST TIME IT HAPPENED

Cuthbert Victor (22/13) H vs Texas A&M CC, 02-23-04
Cuthbert Victor (26/17) H vs Morehead State, 01-31-04
Cuthbert Victor (22/15) H vs Eastern Kentucky, 01-29-04
Cuthbert Victor (21/12) at Delaware State, 12-28-03
Cuthbert Victor (26/20) at Western Kentucky, 12-07-03 OT
Cuthbert Victor (22/11) N vs Austin Peay, 03-07-03
Cuthbert Victor (23/13) at UT Martin, 03-01-03
Cuthbert Victor (25/10) H vs Tennessee State, 02-24-03
James Singleton (24/12) H vs Tennessee State, 02-24-03
James Singleton (37/18) H vs Eastern Illinois, 02-13-03
Chris Shumate (23/10) at Eastern Illinois, 01-18-03
Cuthbert Victor (22/12) H vs Eastern Kentucky, 01-25-03
James Singleton (28/14) at Tennessee State, 01-27-03
James Singleton (20/17) H vs Morehead State, 01-23-03
James Singleton (22/11) at SE Missouri, 01-18-03
James Singleton (21/11) at Middle Tennessee, 12-16-02
Cuthbert Victor (23/13) H vs West Florida, 11-22-02
Antoine Whelchel (20/11) at Morehead State, 01-24-02
James Singleton (25/18) H vs Eastern Illinois, 02-26-02
James Singleton (20/11) at UT Martin, 02-02-02
James Singleton (20/15) H vs Gardner Webb, 01-05-02
James Singleton (23/14) H vs Tennessee State, 12-20-01
James Singleton (21/11) at Louisville, 12-08-01
Isaac Spencer (42/15) H vs Tennessee State, 02-27-01
Isaac Spencer (26/10) H vs Tennessee Tech, 02-22-01
Isaac Spencer (30/12) at Eastern Kentucky, 02-17-01
Isaac Spencer (27/13) at Morehead State, 02-15-01
Isaac Spencer (22/10) at Eastern Illinois, 01-13-01
Isaac Spencer (20/11) H vs UT Martin, 01-06-01
Antoine Whelchel (21/10) H vs Western Kentucky, 12-05-00
Antoine Whelchel (27/12) H vs Gardner Webb, 11-20-00
Isaac Spencer (23/11) H vs Eastern Illinois, 03-04-00
Aubrey Reese (24/12) at SE Missouri, 02-12-00
Aubrey Reese (23/12) H vs UT Martin, 02-05-00
Ray Cunningham (20/16) H vs Tennessee State, 02-08-00
Isaac Spencer (23/12) H vs Austin Peay, 01-18-00
Isaac Spencer (21/11) N vs Rhode Island, 12-29-00
Ray Cunningham (25/13) H vs Alabama State, 12-11-99
Isaac Spencer (28/11) H vs Detroit Mercy, 12-04-99
Ray Cunningham (20/13) H vs Colorado Springs, 11-20-99
Isaac Spencer (25/15) H vs Colorado Springs, 11-20-99

Last MSU player with a triple-double

Ja Morant 17p, 11r, 16a vs Marquette 03-21-19
Ja Morant 11p, 10r, 10a at MOR 02-28-19
Ja Morant 29pts, 13r, 12a, MOST 11-24-18
Ja Morant 11pts, 10r, 14a, EIU 12-28-17
Isacc Miles 13pts, 10r, 11a, UT Martin 2-23-09

MSU 15+ rebounds

DJ Burns (15) Tulsa, 11-20-22

KJ Williams (15) UT Martin, 01-22-22
KJ Williams (15) SIUE, 01-08-22
DJ Burns (15) MTSU, 12-04-21
KJ Williams (16) UT Martin, 02-13-21
KJ Williams (16) Belmont, 01-30-21
KJ Williams (16) Tennessee State, 01-28-21
Anthony Smith (15) Belmont, 01-23-20
KJ Williams (16) Eastern Illinois, 01-17-19
Terrell Miller (17) West Virginia, 03-16-18
Terrell Miller (18) Jacksonville State, 03-02-18
Terrell Miller (15) Auburn, 12-19-17
Jarvis Williams (15) SEMO, 3-1-14
Jarvis Williams (15) TTU, 1-23-14
Jarvis Williams (15) UT Martin, 1-05-14
Jarvis Williams (18) SEMO, 1-02-14

MSU 6+ 3-Pointers

Rob Perry (6) A ILST, 02-15-23

Justice Hill (8) A BEL, 01-15-22
Justice Hill (6) H SEMO, 12-30-21

Tevin Brown (7) H Chattanooga, 12-18-21
Tevin Brown (6) A Memphis, 12-12-21
Tevin Brown (6) H Bellarmine, 11-13-21
Tevin Brown (6) A JSU, 02-25-21
Tevin Brown (7) A SIUE 02-25-21
Tevin Brown (6) A SIUE 02-15-21
Tevin Brown (6) H UT Martin 02-13-21
Tevin Brown (6) H Tennessee Tech 01-23-21
Tevin Brown (6) Cumberland 12-28-19
Tevin Brown (9) at UTM 01-10-19
Tevin Brown (6) at SIU 12-12-18
Ja Morant (6) H MOST 11-24-18
Jonathan Stark (6) H ECU 01-27-18
Jonathan Stark (7) at JSU 01-11-18
Jonathan Stark (6) H UTM 1-06-18
Jonathan Stark (7) N Morehead State 3-02-17
Jonathan Stark (7) N Tennessee Tech 3-01-17
Jonathan Stark (6) at UTM 2-25-17
Jonathan Stark (6) H SIUE 2-16-17
Jonathan Stark (6) H Morehead State 02-08-17
Terrell Miller (6) at Jacksonville State 01-05-17
Jonathan Stark (9) at South Dakota State 12-17-16
Jonathan Stark (6) at Bowling Green 11-21-16
Jeffery Moss (6) H SEMO 2-13-16
Jeffery Moss (7) at SEMO 2-4-16
Jeffery Moss (6) H TTU, 1-7-16
Jeffery Moss (7) TTU H 1-23-14

Opponent 6+ 3-pointers

Tucker DeVries (6) H Drake, 02-07-23

Ben Sheppard (6) H Belmont, 02-01-23

Darian Adams, (7) at Jacksonville State, 02-25-21
Jordan Bowden, (6) at Tennessee 11-12-19
Demetrius McReynolds (6) Eastern Illinois 02-18-17
Jacolby Mobley (7) H UT Martin 02-28-17
Kenny Gaines (7) at Georgia 11-20-15
Eric McGill (6) at SEMO 02-04-16
Kevin Murphy (7) at Tennessee Tech 02-25-12
B.J. Miller (6) at Jacksonville State 01-13-11
Wes Channels at Austin Peay 01-31-08
Lester Hudson at UT Martin 01-19-08
J. Robert Merritt (8) N Samford 03-04-06
Maurice Hampton (7) H Austin Peay 02-12-05
Tim Lewis (6) at Jacksonville State 01-15-05
Cameron Crisp (8) Tennessee Tech H 03-02-04
Courtney Pritchard (6) Wagner 11-22-03
John Humphrey (6) H Middle Tennessee 01-01-03
Toot Young (7) at Chattanooga 12-22-01
Brian Chase (7) N Virginia Tech 12-07-01
Leigh Gayden (7) H Tennessee Tech 02-22-01
Henry Domercant (6) H Eastern Illinois 02-10-01
Cary Cochran (6) at Nebraska 12-30-00
Kent Williams (6) at Southern Illinois 12-17-00
Brett Bohanan (6) H Morehead State 02-19-00
Josh Heard (6) H Tennessee Tech 01-29-00

MSU 10+ assists

JaCobi Wood (11) Illinois State 02-15-23

JaCobi Wood (11) Tulsa 11-18-22

Justice Hill (10) Tenn. tech 01-27-22
Trae Hannibal (12) Eastern Illinois 01-20-22
Justice Hill (11) Greenville 11-29-20
Ja Morant (16) Marquette 03-21-19
Ja Morant (13) APSU, 03-02-19
Ja Morant (10) MOR, 02-28-19
Ja Morant (12) SEMO, 02-23-19
Ja Morant (14) ECU, 02-16-19
Ja Morant (11) EIU, 02-07-19
Ja Morant (11) JSU, 01-31-19
Ja Motant (11) SIUE, 01-19-19
Ja Morant (14) SEMO, 01-12-19

Ja Morant (18) UT Martin, 01-10-19
Ja Morant (10) Eastern Kentucky, 01-05-19
Ja Morant (13) Morehead State, 01-03-19
Ja Morant (13) Bethel, 12-29-18
Ja Morant (10) Evansville, 12-18-18
Ja Morant (14) Jackson State, 12-15-18
Ja Morant (13) Southern Illinois, 12-12-18
Ja Morant (12) Missouri State, 11-24-18
Ja Morant (11) Wright State, 11-10-18
Ja Morant (10) Austin Peay, 02-08-18
Ja Morant (14) Eastern Illinois, 12-28-17
Ja Morant (10) Marist, 12-16-17
Ja Morant (11) Brescia, 11-10-17
Bryce Jones (10) Austin Peay, 2-11-17
Bryce Jones (10) South Dakota State 12-17-16
Bryce Jones (10) Bowling Green 11-21-16
Bryce Jones (10) Houston, 12-02-15
Cameron Payne (10) UTEP, 3-17-15
Cameron Payne (12) APSU, 1-31-14
B.J. Jenkins (10) WKU, 12-18-10

MSU 5+ steals

Tevin Brown (5), JSU, 01-21-21
Ja Morant (5) TTU, 02-02-19
Ja Morant (5) SIUE, 01-19-19
Shaq Buchanan (6) Eastern Kentucky, 01-05-19
Shaq Buchanan (7) Middle Tennessee , 12-08-18
Ja Morant (5) vs Spalding, 11-16-18
Ja Morant (5) vs SEMO, 01-04-18
Jonathan Stark (5) vs Auburn, 12-19-17
Cameron Payne (6) vs ECU, 01-29-14
Cameron Payne (6) vs Brescia, 11-20-14
Cameron Payne (5) at MTSU, 11-18-14

MSU 5+ blocks

Demond Robinson (6) N Belmont 03-07-20
Jarvis Williams (6) SIUE, 2-12-15
Jarvis Williams (5) H Yale, 04-03-14
Jonathan Fairell (5) H Yale. 04-03-14
Jarvis Williams (5) H Omaha, 3-24-14
Ed Daniel (6) H Tennessee State, 2-9-13
Ed Daniel (5) at Lipscomb, 11-26-12
Tony Easley (7) H SEMO, 02-16-10
Tony Easley (7) at UT Martin, 01-30-10
Tony Easley (6) H Tennessee State, 03-02-10
Tony Easley (6) at SEMO, 01-23-10
Tony Easley (5) H Eastern Illinois, 01-11-10
Tony Easley (5) N James Madison, 11-20-09
Pearson Griffith (8) H UT Martin, 02-28-06
Pearson Griffith (7) at San Antonio, 12-03-05
Pearson Griffith (5) H San Antonio, 12-01-04
Cuthbert Victor (6) H Corpus Christi, 02-23-04
Cuthbert Victor (6) H Eastern Kentucky, 01-29-04
Cuthbert Victor (5) H Chicago State, 12-13-03
Andi Hornig (5) at Eastern Illinois, 02-04-04
Cuthbert Victor (6) at Eastern Kentucky, 02-20-03
James Singleton (5) H Indiana State, 12-19-02

Last MSU game two players double-double

KJ Williams 20p/13r & Justice Hill 20p/10a
A TTU, 01-27-22

KJ Williams 18p/12r & DJ Burns 12p/15r
H MTSU, 12-04-21

Anthony Smith 17p/11r, & KJ Williams 15p/11r,
H APSU, 02-29-20

KJ Williams 20p/14r & Tevin Brown 21p/10r
h vs ECU 02-27-20

THE LAST TIME IT HAPPENED

Ja Morant 23p/12a & Darnell Cowart 12p/12r
h vs SEMO 02-23-19

Jalen Dupree 12pts/13reb & Terrell Miller 16pts/11reb
at Belmont 01-18-18

Bryce Jones 14pts/10reb & Wayne Langston 13pts/11 reb
12-02-15 Houston

Jarvis Williams 25pts/14reb & Cameron Payne 14pts/10a
3-17-15 UTEP

Last MSU game three players double-double

Kennedy, 14pts/12 reb, Griffith, 11 pts/11/reb, Redding,
10pts/10 reb Morehead State 12-10-05

Last MSU game of two players with 10-plus rebounds

Williams (15), Brown (10), H, UTM, 01-22-22
Burns (11), Williams (11), H, EIU, 01-20-22
Burns (11), McMullen (10), H TWU, 12-15-21
Burns (15), Williams (12), H MTSU, 12-04-21
A. Smith (11), Williams (11), H APSU, 02-29-20
A. Smith (12), Williams (15), H SIUE, 02-01-20
Cowart (12), Brown (11) H EIU, 02-07-19
Miller (10), McGhee (10) TTU 03-01-17 OVC Tournament
Fairell (10), Sapp (10) H SIUE 02-12-15
Daniel (18), Garrett (10) H TSU 02-9-17
Victor (13), Singleton (13) at UTM 03-01-03

MSU scores 100+ points

Home vs Tennessee Wesleyan W 118-48, 12-15-21
Home vs Cumberland W 109-77, 11-09-21
Home vs Greenville W 173-95, 11-29-20
Home vs Tennessee State W 100-62, 01-26-19
Home vs Bethel W 110-82, 12-29-18
Home vs Spalding W 106-36, 11-16-18
Home vs Marist W 100-63, 12-16-17
Home vs Brescia W 118-61, 11-10-17
Home vs Austin Peay W 102-58 02-11-17
Away vs Morehead State L 101-100 OT 02-08-17
Home vs Bethel W 103-65 12-12-16
Home vs Brescia W 101-75 12-30-15

Opponent scored 100+ points

at Morehead State L 101-100 OT 2-08-17

Last MSU 20-plus winning streak

(21) From 12-30-21 through 03-17-22

MSU 5-game losing streak (Overall)

(L5) 12-02-15 through 12-22-15, Houston, Evansville, Il-
linois State, SIU, Wright State

(L6) 12-21-1991 through 1-11-1992, Western Kentucky,
Evansville, Missouri, Arkansas State, Texas, APSU

(L5) 12-02-1989 through 12-16-1989, Saint Louis, Eastern
Illinois, Southern Illinois **3OT**, Georgia Southern, Evansville

(L6) 02-02-1987 through 02-21-1987, New Orleans, More-
head State **OT**, Eastern Kentucky, Tennessee Tech, Middle
Tennessee, Akron

MSU 5-game losing streak (OVC)

(L5) 02-07-1987 through 02-21-1987, Morehead State
OT, Eastern Kentucky, Tennessee Tech, Middle Tennessee,
Akron

MSU buzzer beaters

Ja Morant H Evansville, MSU won 66-64

Contested lay up down the lane
12-18-18 at CFSB Center, Murray, Ky.

Danero Thomas vs Vanderbilt, MSU won 66-54
Jumper from the elbow off out of bounds play
03-18-10 at NCAA Tournament in San Jose, Calif.

Isacc Miles H Austin Peay, MSU won 65-63
Jumper just inside 3-point line from left wing
02-06-10 at CFSB Center, Murray, Ky.

Antoine Whelchel vs Tennessee State, MSU won 67-66
3-point shot from just inside half court
02-20-01 at CFSB Center, Murray, Ky.

Aubrey Reese vs SE Missouri, MSU won 62-61
Length of the floor run & contested 15-foot jumper
02-28-99 OVC Tournament finals in Nashville, Tenn.

Aubrey Reese at SE Missouri, MSU won 71-70
Length of the floor run & runner in the lane
01-14-99 at Show Me Center, Cape Girardeau, Mo.

Opponent buzzer beaters (Final shot of the game)

Trey Freeman at Old Dominion, MSU lost 72-69
Running , 3-pointer after length of the floor run
3-25-15 at Norfolk, Va., NIT Quarterfinals

Travis Peterson at Samford,
Disputed play clock didn't start with 0.7 on clock & a
3-point basket was made
12-20-07 at Hanna Center, Birmingham, Ala.

Brandon Heath vs San Diego State
half-court shot at Saint Mary's Tournament
11-10-06 at Moraga, Calif., McKeon Pavilion

Last MSU player unable to shoot free throws

Ja Morant, replaced by Brion Sanchious, 12-15-18 vs
Jackson State

Ed Daniel, replaced by Ivan Aska vs Eastern
Illinois, 1-20-11

Last time MSU did not have a player in double-figure scoring and won:

Eastern Illinois, Home 11-25-06, 53-50

Last time MSU did not have a player in double-figure scoring and lost:

vs Evansville, away, 12-10-16, 78-46
vs Tennessee, away, 12-1-06, 89-64

Perfect game from the free throw line for MSU player:

minimum of 8 attempts

9-9, JaCobi Wood vs Texas A&M 11-17-22

8-8, KJ Williams vs TSU 01-25-20
21-21, Ja Morant vs SIUE 01-19-19
12-12, Jonathan Stark vs MOR 01-25-18
14-14, Jonathan Stark vs SEMO 01-04-18
8-8, Jonathan Stark vs SIUE 12-30-17
9-9, Ja Morant vs MTSU 11-13-17
10-10, Bryce Jones vs TSU 1-16-16
14-14, Cameron Payne vs UTM 1-5-14
14-14, Jeffery McClain vs St. Catharine, 11-29-08
13-13, Trey Pearson vs SIUE, 11-20-04

Perfect from the free throw line for opposing player:

6-6, Ben Krikke, Valparaiso, 12-04-22
8-8, Phillip Russell, SEMO, 12-30-21
7-7, Malachi Smith, UTC, 12-18-21

10-10, Mark Freeman, TSU, 01-28-21
6-6, Josiah Wallace, EIU, 01-07-21
6-6, Junior Clay, TTU, 01-11-20
10-10, Parker Stewart, UTM, 01-02-20
10-10, Jomaru Brown, Eastern Kentucky 02-16-19
11-11, Tyreese Williford, SIUE, 01-19-19
16-16, Mike Daum, S. Dakota State, 12-17-16
15-15, Torrance Row, TTU, 1-7-16
12-12, Nick Murphy, Jacksonville State 1-14-10
12-12, Roy Booker, Southeast Missouri 1-28-06

Last best perfect FG game for MSU player

5-5 Demond Robinson H vs UT Martin, 02-13-21
5-5 KJ Williams A vs Austin Peay, 12-21-20
7-7 Devin Gilmore H vs Southeast Missouri, 01-04-20
7-7 KJ Williams H vs Morehead State, 01-03-19
7-7 Devin Gilmore H vs Spalding, 11-16-18
9-9, Jarvis Williams at EIU, 1-8-14
9-9, Ivan Aska vs UMSL, 11-14-09
8-8, Jeffery McClain vs EIU, 1-11-10
7-7, Jarvis Williams at Belmont 2-6-14
7-7, Kevin Thomas vs UT Martin, 1-5-09
6-6, Brandon Garrett vs Old Dominion, 11-24-12

Last four-point play by MSU:

Brian Moore A SIU 01-24-23. 2H 15:10. Was fouled and made first free throw. Missed the second free throw, got his own rebound and scored and was fouled again. He made the free throw.

Rob Perry H UIC 01-14-23. 1H 16:25. Fouled while making a 3-point basket and made the free throw.

Tevin Brown at UT Martin 02-19-22. 1H was fouled on a
3-point try. He hit the three and made the free throw.

Tevin Brown at Austin Peay 02-03-22. 1H. was fouled on a
3-point try. He hit the three and made the free throw.

Tevin Brown vs Chattanooga 12-18-21. 1H. was fouled on a
3-point try. He hit the three and made the free throw.

Tevin Brown was fouled on a 3-point try in the first half of
the OVC Tournament semifinal game vs APSU 03-06-20. He
hit the three and made the free throw.

DaQuan Smith was fouled on a 3-point try in the second
half with 18:31 left. He made the shot and hit the free
throw against Tennessee State (01-25-20)

Shaq Buchanan hit a 3 and was fouled H vs EIU 02-07-19
and hit the FT in the second half.

Jonathan Stark hit a 3 and was fouled at TTU in the second
half 2018.

Bryce Jones hit a 3 and was fouled at home vs UT Martin
01-28-17

Jonathan Stark hit a 3 and was fouled at South Dakota
State 12-17-16

Gee McGhee hit a 3 and was fouled vs Evansville 12-05-15

Jarvis Williams made basket and was fouled. He missed FT,
scored off his own miss at MTSU 11-18-14

Isaiah Canaan made a three-pointer and was fouled, and
made the FT vs SDSU, 2-23-13

Last four-point play by opponent

THE LAST TIME IT HAPPENED

Javonte Perkins of Saint Louis hit a 3-pointer with 1:06 1H and was fouled and made the free throw. 11-09-22.

Jared Harper of Auburn hit a 3-pointer and was fouled. He made the free throw with :50 remaining in the first half.

Treyshaad Williams scored and was fouled. Missed the free throw, Ronnye Beamon rebounded the ball and scored for a 4-point play for a 77-74 lead at Morehead State 02-08-17.

Ali, Ismail, Bowling Green, 11-21-16
Casey Teson, EIU 2-25-16
Travis Betran, APSU 1-12-13
Dewayne Wright, Eastern Illinois, 1-11-10

Last 5-point Play by opponent

1:33 1H, Drake makes a shot and is fouled. MSU's Perry called for a technical foul. Drake makes two tech free throws and then the free throw from the original foul for a 53-36 lead.

1:03 left, MSU leading 63-53. Duke Deen hits two free throws after being fouled on a 3-point try. He missed the third FT. Bradley's Leon Malvey rebounded the ball scored and was fouled with :54 left. He made the FT for a five point play and cut the MSU lead to 63-58. The Racers won the game 67-58.

MSU 10+ made three-point baskets

(10) UNI, 01-10-23

(10) Texas A&M, 11-17-22

(10) Morehead State, 03-04-22
(10) UT Martin, 02-19-22
(12) Tennessee Tech, 01-27-22
(14) Eastern Illinois, 01-20-22
(14) Belmont, 01-15-22
(14) Memphis 12-10-21
(11) SEMO, 12-30-21
(11) Chattanooga, 12-18-21
(13) Tennessee Wesleyan, 12-15-21
(14) Memphis, 12-10-21
(12) Long Beach, 11-23-21
(13) Cumberland, 11-13-21
(13) JSU, 02-25-21
(13) SIUE 02-20-21
(12) SIUE, 02-15-21
(11) Morehead State, 02-04-21
(12) SEMO, 02-01-21
(10) Belmont, 01-30-21
(11) Tennessee Tech, 01-23-21
(13) Jacksonville State, 01-21-21
(10) UT Martin, 01-16-21
(12) Belmont, 01-23-20
(10) UT Martin, 01-02-20
(15) UT Martin, 01-10-19
(10) Cumberland, 12-28-19
(10) SEMO, 02-23-19
(11) Auburn, 12-22-18
(11) SIU, 12-12-18
(11) SEMO, 02-01-18
(11) EKU, 01-27-18
(11) TSU, 01-20-18
(10) JSU, 01-11-18
(10) SIUE, 12-30-17
(10) Marist, 12-16-17
(12) Wright State, 11-28-17
(13) Brescia, 11-10-17
(10) UT Martin 03-03-17
(12) Morehead State 03-02-17
(13) Morehead State 02-08-17

(10) UT Martin 01-28-17
(13) Jacksonville State 01-05-17
(17) South Dakota State, 12-17-16
(13) SIU, 11-29-16
(14) SEMO, 2-13-16
(14) Tulsa, 3-23-15
(14) SEMO, 3-1-14
(15) Tennessee Tech, 1-23-14
(15) at Eastern Illinois, 02-16-13

Opponent 10+ made three-point baskets

(12) Drake, 02-07-23

(19) Indiana State, 02-04-23

(13) Belmont, 02-01-23

(10) SIU, 01-24-23

(12) Belmont, 01-17-23

(11) UIC, 01-14-23

(10) UNI, 01-10-23

(11) Drake, 01-07-23

(13) Chattanooga, 11-26-22

(11) UMass, 11-18-22

(10) Saint Louis, 11-07-22

(10) SEMO, 02-26-22
(10) SIUE, 01-08-22
(12) SEMO, 12-30-21
(13) Middle Tennessee, 12-04-21
(11) Cumberland, 11-13-21
(10) Tennessee Tech, 02-27-21
(13) Jacksonville State, 02-25-21
(10) Belmont, 02-30-21
(17) Greenville, 11-29-20
(12) Belmont, 01-23-20
(10) UT Martin, 01-02-20
(14) La Salle, 11-25-19
(12) Tennessee, 11-12-19
(11) Florida State, 03-23-19
(10) SEMO, 02-23-19
(12) Eastern Illinois, 02-07-19
(12) Morehead State, 01-03-19
(13) Auburn, 12-22-18
(14) Belmont, 01-18-18
(12) Auburn, 12-19-17
(12) Illinois State, 12-09-17
(11) UT Martin, 03-03-17
(10) Tenn. Tech, 03-01-17
(12) SEMO, 02-23-17
(15) Eastern Illinois, 02-18-17
(10) Morehead State, 02-08-17
(10) Austin Peay, 01-21-17
(10) Eastern Illinois 01-12-17
(13) Brescia 12-29-16

MSU failed to hit a three-pointer in a game

0-15, Austin Peay, 3-6-09
0-15, Wright State, 12-22-08
0-7, Samford, 12-21-06, broke a streak of 581 games

Opponent failed to hit a three-pointer in a game

(Regular Season)
0-7, Tennessee Tech, 2-10-11 (span of 660 games)
0-3, Middle Tennessee, 1-30-89

Opponent failed to hit a three-pointer in a game

(Post Season)
0-2, Eastern Illinois, 3-5-10, OVC Tournament

Last time trailing with 5:00 remaining and win

H BEL 02-01-23 down 73-71 -2, won 83-82

H APSU 12-16-22 down 56-55 -1, won 68-60

H Chicago State 12-13-22 down 57-52 -5, won 66-65

A Valpo 12-04-22 down 58-53 -5, won 77-70 OT

A MOR 02-12-22 down 49-40 -9, won 57-53
A TTU 02-02-19 down 63-60 -3, won 67-60
H UE 12-18-18 down 56-51 -5, won
H ISU 11-11-16 down 57-55 -2, won 73-70
H AAMU 11-28-15 down -4, won 63-61
A SEMO 2-14-15 down -9, won 94-92 **OT**
H EKU, 1-29-15 down -5, won 85-78 **OT**
A MOSU, 3-19-14 down -2, won 66-63
H UE, 12-4-13 down -2, won 65-63
A APSU, 12-2-10 down -2, won 74-72
N Vandy, 3-18-10 down -1, won 66-65 (NCAA)

Last time leading with 5:00 remaining and lost

A SIU, 01-24-23 up 56-53 +3 lost 68-64

A UNI, 01-10-23 up 60-58 +2 lost 75-67

A UTC, 11-26-22 up 57-55 +2 lost 66-69

N UMass, 11-18-22 up 61-56 +5 lost 71-69

H BEL, 01-30-21 up 63-61 +2 lost 72-71
N BEL, 03-07-20 up 67-65 +2 lost 76-75
A EIU, 02-20-20 up 54-28 +16 lost 63-60
H APSU, 02-06-16 up 62-58 +4 lost 76-73
A TSU, 1-16-16 up 65-60 +5 lost 73-71
H EIU, 1-20-11 up +5 and lost 61-60
A MOR, 12-06-08 up +5 and lost 79-74

Last time trailing or tied with 2:00 remaining and win

APSU H 12-16-22 tied 60-60, won 68-60

Chicago St, H, 12-13-22 down 62-59, won 66-65

Valpo, A, 12-04-22 down 60-59 -1, won 77-70 OT

Weber St., N, 11-26-19 down 67-65, won 69-68
TTU, A, 02-02-19 down 60-59, won 67-60
UE, H, 12-18-18 down 61-59, won 66-64
SEMO, A, 2-14-15 down 78-75, won 94-92 **OT**
EKU H, 1-29-15 down 68-65, won 85-78 OT
MOSU, A, 3-19-14 down 63-62, won 66-63

Last time leading 2:00 remaining and lost

UTC, A, 11-26-22 up 65-60, lost 69-66

BEL, N, 03-07-20 up 73-71, lost 76-75
EIU, A, 02-20-20 up 55-39, lost 63-60

MSU Halftime Deficit Overcome To Win

15, MSU trailed H Chicago State 42-27, won 66-65, 12-13-22

14, MSU trailed at Memphis 40-26, won 74-72, 12-10-21
14, MSU trailed at APSU 37-23, won 73-64, 02-24-18
16, MSU trailed at TSU 42-26, won 86-83, 01-04-07
11, MSU Trailed vs SIUE 34-23, won 70-61, 01-19-13
12, MSU trailed at APSU 38-24, won 82-73, 02-12-05
13, MSU trailed vs SIU 38-25, won 68-64, 12-17-03

MSU More Turnovers than Field Goals

Date	Opp	H/A	FG	TO	W/L	Score
12-10-16	Evansville	A	15	17	Lost	78-46
03-09-13	Belmont	N	24	26	Lost	70-68OT
01-24-13	Tenn. State	A	16	23	Won	47-39
11-17-10	Ole Miss	A	16	18	Lost	77-61
02-09-09	Eastern Illinois	A	17	19	Won	59-53
11-19-08	Arkansas State	A	19	20	Lost	55-47
02-07-08	Eastern Ky.	A	17	24	Lost	60-47
11-17-07	Western Ky.	A	22	27	Lost	87-63
12-01-06	Tennessee	A	20	23	Lost	89-64
11-19-06	SIU	A	16	22	Lost	62-46
12-14-02	Auburn	A	21	23	Lost	72-53
12-03-02	SIU	A	19	20	Lost	85-56
12-16-99	South Alabama	A	22	23	Won	59-54
11-14-98	SIU	H	20	23	Won	65-62

Opponent More Turnovers than Field Goals

Date	Opp	H/A	FG	TO	W/L	Score
01-17-22	Eastern Illinois	A	14	17	Won	72-46
12-16-20	Kennesaw State	H	11	18	Won	74-38
12-08-18	Middle Tenn	A	14	24	Won	64-42
11-09-19	Southern	H	13	20	Won	106-36
01-14-17	SIUE	A	19	20	Won	67-59

2022-23 MURRAY STATE MEN'S BASKETBALL

MURRAY STATE OVERTIME GAMES (SINCE 1983)

Date	Opponent	H/A/N	W/L	Score	Span	Tot	Notes
11-29-1983	*Tennessee State	Home	Won	65-58	---	---	
02-03-1984	*Austin Peay	Home	Won	90-85	16	---	
01-14-1985	*Youngstown State	Home	Won	66-62	25	---	
02-09-1985	*Tennessee Tech	Away	Lost	51-53	8	2OT	
12-16-1985	Bowling Green	Home	Won	70-63	14	---	
12-05-1986	Southern Cal	Neutral	Lost	53-54	25	---	Wendy's Classic, Bowling Green, Ky.
02-07-1987	*Morehead State	Home	Lost	72-84	17	---	
01-05-1988	Memphis State	Away	Lost	70-76	18	---	
01-09-1989	Lamar	Home	Won	80-78	34	---	
12-09-1989	Southern Illinois	Home	Lost	108-114	20	3OT	
12-29-1989	Texas-San Antonio	Neutral	Won	107-101	4	---	Lamar Invitational, Beaumont, Texas
02-19-1990	*Tennessee State	Home	Won	90-89	13	---	
03-15-1990	Michigan State	Neutral	Lost	71-75	8	---	NCAA Tournament, Knoxville, Tenn.
12-28-1990	South Alabama	Neutral	Won	88-78	13	---	BMA Holiday Classic, Kansas City, Mo.
02-08-1992	*Morehead State	Away	Won	93-91	41	---	
02-17-1992	*Tennessee Tech	Home	Won	103-99	3	---	
12-19-1992	Evansville	Away	Won	87-78	11	---	
01-09-1993	*Austin Peay	Away	Won	82-76	6	---	
01-30-1993	*Tennessee Tech	Home	Won	117-112	7	---	
03-01-1997	*Austin Peay	Neutral	Won	88-85	129	---	OVC Tournament Final, Nashville, Tenn.
01-03-1998	*Middle Tennessee	Away	Won	76-71	49	---	
12-30-1998	Florida State	Neutral	Lost	76-80	32	---	Rainbow Classic, Honolulu, Hawaii
02-13-1999	*#Eastern Illinois	Home	Won	94-89	15	2OT	
01-18-2000	*Austin Peay	Home	Lost	75-77	22	---	
01-22-2000	*Morehead State	Away	Won	87-86	2	---	
12-08-2000	Ala.-Birmingham	Home	Won	84-72	21	---	
02-06-2001	*Austin Peay	Home	Lost	79-84	16	---	
01-24-2002	*Morehead State	Away	Lost	83-92	27	---	
02-07-2003	*Austin Peay	Neutral	Lost	56-59	44	---	OVC Tournament Semi, Nashville, Tenn.
12-07-2003	Western Kentucky	Away	Won	100-95	7	2OT	
01-08-2004	*Eastern Kentucky	Home	Won	80-78	42	---	
11-19-2005	Cincinnati	Away	Lost	75-79	17	---	Season Opener
12-03-2005	Texas-San Antonio	Away	Won	89-79	2	---	
02-02-2006	*Austin Peay	Away	Won	69-68	17	---	
12-07-2006	*Eastern Kentucky	Away	Lost	66-72	21	---	
01-04-2007	*Tennessee State	Away	Won	86-83	4	---	
02-14-2007	*Tennessee State	Home	Lost	64-60	11	---	
01-03-2008	*Eastern Illinois	Away	Lost	83-80	16	---	
01-31-2008	*Austin Peay	Away	Lost	92-87	9	---	
02-28-2009	*Eastern Kentucky	Home	Won	70-65	37	---	
11-26-2011	Southern Miss	Neutral	Won	90-81	44	2OT	Great Alaska Shootout, Anchorage, Alaska
02-02-2013	*Austin Peay	Home	Won	75-68	48	---	
02-20-2013	*Morehead State	Away	Won	106-100	5	2OT	
03-09-2013	*Belmont	Neutral	Lost	70-68	5	---	OVC Tournament Final, Nashville, Tenn.
03-01-2014	*Southeast Missouri	Away	Lost	118-115	28	2OT	Final game of the regular season
01-29-2015	*Eastern Kentucky	Home	Won	85-78	28	---	MSU pushed win streak to 16
02-14-2015	*Southeast Missouri	Away	Won	94-92	5	---	MSU Pushed win streak to 21
12-05-2015	Evansville	Home	Lost	85-81	22	---	
11-29-2016	Southern Illinois	Away	Lost	89-85	29	---	1st OT at SIU, 1st since 1989 at MSU
12-17-2016	South Dakota State	Away	Lost	88-84	5	---	Stark ties MSU record with nine 3-point baskets
01-21-2017	*Austin Peay	Away	Lost	84-81	9	---	1st loss at APSU since 2009. Broke 6-gm win streak.
02-08-2017	*Morehead State	Away	Lost	101-100	4	---	Jonathan Stark career-high 33 points.
03-01-2017	*Tennessee Tech	Neutral	Won	85-84	6	2OT	OVC Tournament 1st Round. Stark 41 points.
12-21-2019	Evansville	Away	Lost	78-76	78	---	Tevin Brown 31 points.
01-18-2020	*Southeast Missouri	Away	Won	96-91	7	---	Matt McMahon 100th win
03-04-2021	Jacksonville State	Neutral	Lost	68-54	40	---	OVC Tournament semifinals
04-17-2022	#San Francisco	Neutral	Won	92-87	33	---	NCAA Tournament
12-01-2022	^Illinois State	Home	Won	70-67	8	---	MSU's first as MVC member
12-04-2022`	^Valparaiso	Away	Won	77-70	0	---	Back-to-back OT wins

* OVC Game

^ MVC Game

#NCAA Game

CFSB CENTER & HOME COURT HISTORY

CFSB CENTER HISTORY

Building Finished	June 1998
Cost	\$21 Million
Square Feet	188,800
Seating Capacity	8,600
Chair Seats	2,000
Bleacher Seats	6,600
MSU President	Kern Alexander
MSU Director of Athletics	E.W. Dennison

Opening Night	Nov. 14, 1998
Opponent	Southern Illinois
Attendance	7,633
MSU Coach	Tevester Anderson
SIU Coach	Bruce Weber
First MSU Point	Isaac Spencer hit a free throw
First MSU Field Goal	Duane Virgil
First MSU 3PT Field Goal	Rod Murray
Half Score	SIU 29, MSU 43
Final Score	SIU 62, MSU 65
MSU High Scorer	Isaac Spencer 16
MSU High Rebounder	Isaac Spencer 11
MSU High Assists	Aubrey Reese & Spencer 4
Officials	Tom Eades Doug Shows Mark Davis

CFSB CENTER BY THE NUMBERS

All-Time CFSB OVC Rec	178-32	.846
All-Time CFSB MVC Rec	6-2	.667
All-Time CFSB Non-Conf. Rec	129-17	.833
Total CFSB Center Record	311-51	.861

MSU All-Time Home Records

Location	Years	Seasons	Record	Pct.
Wilson Hall	1925-26	2	15-7	.673
Lovett Aud.	1927-37	10	84-15	.849
Carr Health Bld	1937-55	17	141-38	.811
Racer Arena	1954-98	44	503-135	.788
CFSB Center	1998-	25	311-51	.861
TOTAL		98	1,020-242	.807

ATTENDANCE BY YEAR

Year	Games	Record	Attendance	Avg
1998-99	12	12-0	66,694	5,130
1999-00	12	10-2	59,078	4,544
2000-01	12	10-2	58,425	4,494
2001-02	15	11-4	41,061	2,737
2002-03	14	12-2	56,316	4,022
2003-04	16	15-1	67,328	4,208
2004-05	14	10-4	58,945	4,210
2005-06	15	14-1	53,833	3,589
2006-07	13	8-5	41,726	3,210
2007-08	16	14-2	50,962	3,189
2008-09	14	12-2	49,606	3,543
2009-10	15	15-0	55,230	3,682
2010-11	15	13-2	60,927	4,062
2011-12	14	13-1	86,010	6,144
2012-13	14	10-4	76,105	5,436
2013-14	18	17-1	61,695	3,428
2014-15	16	15-1	74,311	4,644
2015-16	14	10-4	45,737	3,267
2016-17	14	10-4	54,920	3,369
2017-18	16	14-2	60,801	4,300
2018-19	16	15-1	87,067	5,442
2019-20	15	15-0	73,298	4,887
*2020-21	13	9-4	16,179	1,245
2021-22	15	15-0	65,072	4,338
TOTALS	351	302-49	1,410,862	4,116

* Covid-19 shortened season

TOP ATTENDED GAME PER SEASON

Date	Total	Opponent	W/L	Score
02-11-1999	8,602	SE Missouri	Won	62-52
02-19-2000	7,199	Morehead St.	Won	80-65

02-22-2001	7,076	Tenn. Tech	Lost	71-94
02-23-2002	4,167	Morehead	Lost	60-66
12-07-2002	7,288	Western Ky.	Won	83-72
12-17-2003	6,422	S. Illinois	Won	68-64
12-04-2004	6,612	Western Ky.	Lost	72-82
01-30-2006	6,089	Samford	Won	59-38
02-10-2007	5,389	Morehead St.	Won	74-62
01-26-2008	5,898	SE Missouri	Won	86-85
11-22-2008	7,038	Western Ky.	Won	89-61
02-06-2010	6,017	Austin Peay	Won	65-63
02-24-2011	6,096	Morehead St.	Won	70-62
02-18-2012	8,825	St. Mary's	Won	65-51
03-02-2013	7,489	SE Missouri	Lost	68-84
02-22-2014	5,856	Morehead St.	Won	69-58
01-30-2015	6,302	UT Martin	Won	65-62
02-27-2016	5,412	UT Martin	Won	79-55
02-02-2017	6,041	Belmont	Lost	69-81
02-17-2018	6,495	Tenn. Tech	Won	73-65
03-02-2019	9,012	Austin Peay	Won	94-83
02-29-2020	8,229	Austin Peay	Won	75-61
	*1,290	7 times	COVID	
02-24-2022	8,041	Belmont	Won	76-43

* Covid-19 shortened season - 1,290 was max capacity for the CFSB Center in 2020-21 season

TOP ATTENDED GAMES

Date	Total	Opponent	W/L	Score
03-02-2019	9,012	Austin Peay	Won	94-83
01-24-2019	8,969	Belmont	Lost	66-79
02-18-2012	8,825	St. Mary's	Won	65-51
02-11-1999	8,602	SE Missouri	Won	62-52
02-29-2020	8,229	Austin Peay	Won	75-61
02-24-2022	8,041	Belmont	Won	76-43
02-09-2019	8,007	SIUE	Won	86-55
02-23-2019	7,762	SE Missouri	Won	103-67
11-14-1998	7,633	Southern Ill.	Won	65-62
02-01-2020	7,512	SIUE	Won	74-55
03-02-2013	7,489	SE Missouri	Lost	68-84
12-07-2002	7,288	Western Ky.	Won	83-72
02-19-2000	7,199	Morehead St.	Won	80-65
02-22-2001	7,076	Tenn. Tech	Lost	71-94
01-26-2019	7,059	Tenn. State	Won	100-62
11-22-2008	7,038	Western Ky.	Won	89-61
01-28-2023	6,712	Missouri St.	Won	74-71
12-04-2004	6,612	Western Ky.	Lost	72-82
01-05-2019	6,552	Eastern Ky.	Won	97-85
02-17-2018	6,495	Tenn. Tech	Won	73-65
12-19-2017	6,478	Auburn	Lost	77-81
12-17-2003	6,422	S. Illinois	Won	68-64
01-30-2015	6,302	UT Martin	Won	65-62
02-17-2022	6,217	Austin Peay	Won	91-56
02-24-2011	6,096	Morehead St.	Won	70-62
01-30-2006	6,089	Samford	Won	59-38
02-02-2017	6,041	Belmont	Lost	69-81
02-06-2010	6,017	Austin Peay	Won	65-63

SCORING BY YEAR

Season	Games	MSU	Avg	Opp	Avg
1998-99	13	1,217	81.1	973	64.9
1999-00	13	1,108	85.2	937	72.1
2000-01	13	1,081	83.2	974	74.9
2001-02	15	1,249	83.3	1,012	67.5
2002-03	14	1,142	81.6	934	66.7
2003-04	16	1,364	85.2	1,065	66.6
2004-05	14	1,029	73.5	901	64.4
2005-06	15	1,005	71.8	792	56.6
2006-07	13	876	67.4	759	58.4
2007-08	16	1,234	77.1	1,048	65.5
2008-09	14	1,110	72.1	840	60.0
2009-10	15	1,225	81.7	884	58.9
2010-11	15	1,067	71.7	848	56.5
2011-12	14	1,064	76.0	827	59.0
2012-13	14	1,019	72.8	897	64.1
2013-14	18	1,445	77.9	1,204	71.9
2014-15	16	1,345	84.1	1,036	64.8
2015-16	14	1,068	76.3	910	65.0

2016-17	14	1,180	84.3	1,042	74.4
2017-18	16	1,348	84.2	1,063	66.4
2018-19	16	1,442	87.2	1,063	67.2
2019-20	15	1,215	80.5	878	58.5
2020-21	13	1,092	84.0	845	65.0
2021-22	15	1,323	88.2	927	61.8
TOTALS	351	28,248	80.4	22,659	64.5

BEST HOME WINNING PERCENTAGES

Year	Record	Coach
2011-12	13-1	Steve Prohm
2012-13	10-4	Steve Prohm
2013-14	17-1	Steve Prohm
2014-15	15-1	Steve Prohm
Total	55-7	.887
2003-04	15-1	Mick Cronin
2004-05	10-4	Mick Cronin
2005-06	14-1	Mick Cronin
Total	39-6	.866
2006-07	8-5	Billy Kennedy
2007-08	14-2	Billy Kennedy
2008-09	12-2	Billy Kennedy
2009-10	15-0	Billy Kennedy
2010-11	13-2	Billy Kennedy
Total	62-11	.849

1998-99	12-0	Tevester Anderson
1999-00	10-2	Tevester Anderson
2000-01	10-2	Tevester Anderson
2001-02	11-4	Tevester Anderson
2002-03	12-2	Tevester Anderson
Total	55-10	.846

Year	Record	Coach
2015-16	10-4	Matt McMahon
2016-17	10-4	Matt McMahon
2017-18	14-2	Matt McMahon
2018-19	15-1	Matt McMahon
2019-20	15-0	Matt McMahon
2020-21	9-4	Matt McMahon
2021-22	15-0	Matt McMahon
Total	88-15	.854

LONGEST HOME WIN STREAKS

Start/End	Date	Opponent	Streak
Start	01-06-1998	Belmont	
End	01-15-2000	SE Missouri	47
Coach Mark Gottfried & Tevester Anderson			

Start	02-15-1935	Middle Tenn.	
End	01-06-1939	Transylvania	32
Coach Carlisle Cutchin			

Start	11-30-1968	TX Arlington	
End	02-28-1970	Western Ky.	27
Coach Cal Luther			

Start	01-26-2019	Tenn. State	
End	01-02-2021	Morehead State	25
Coach Matt McMahon			

Start	02-23-2009	UT Martin	
End	01-08-2011	Austin Peay	25
Coach Billy Kennedy			

Start	12-17-1930	Oakland City	
End	01-20-1933	Western Ky.	23
Coach Carlisle Cutchin			

Start	02-20-2021	SIUE	20
End	12-29-22	SIU	
Coach Matt McMahon & Steve Prpohm			

CFSB CENTER - HOME OF THE RACERS

ALL-TIME OPPONENTS AT CFSB CENTER

	MSU Wins	MSU Losses
Alabama A&M	3	0
Alabama State	1	0
Alcorn State	1	0
Anderson	1	0
Arkansas State	2	0
Arkansas Tech	1	0
Auburn	0	1
Austin Peay	20	4
Avila	1	0
Belhaven	1	0
Bellarmine	1	0
Belmont	4	4
Bethel	6	0
Bradley	1	0
Brescia	7	0
Campbellsville	2	0
Chattanooga	3	0
Chicago State	2	0
Colorado-C. Springs	3	0
Cumberland (TN)	2	0
Dayton	1	0
Delaware State	1	0
Detroit	2	0
Drake	0	1
Eastern Illinois	23	4
Eastern Kentucky	17	3
East Tennessee	1	0
Evansville	3	1
Florida A&M	1	0
Gardner-Webb	1	1
Greenville	1	0
Hanover	1	0
Harris-Stowe	3	0
Houston	0	1
UIC	2	0
Illinois State	5	0
Indiana-South Bend	1	0
Indiana State	1	1
Jackson State	1	0
Jacksonville State	11	1
Houston	0	1
Kennesaw State	1	0
Lindsey Wilson	1	0
Lipscomb	2	0
Louisiana Tech	0	1
Lyon	1	0
Marist	1	0
Middle Tennessee	5	3
Missouri-St. Louis	1	0
Missouri State	2	0
Morehead State	17	3
Morgan State	1	0
Old Dominion	1	0
Omaha	1	0
Pacific	1	0
Prairie View A&M	1	0
Reinhardt	1	0
Rice	1	0
Rider	1	0
Saint Catherine	1	0
Saint Mary's (CA)	1	0
Samford	2	3
SIUE	16	0
South Alabama	0	1
South Dakota State	1	0
Southeast Missouri	19	6
Southern Illinois	5	4
Southern Miss	1	0
Southern	1	0
Spalding	1	0
Tennessee State	23	2

Tennessee Tech	18	3
Tennessee Temple	1	0
Tennessee Wesleyan	2	0
Texas A&M-CC	1	0
Texas-El Paso	1	0
Texas-San Antonio	1	0
Towson	1	0
Transylvania	1	0
UAB	1	0
UNI	0	0
UT Martin	25	1
Valparaiso	0	1
Wagner	1	0
West Florida	3	0
Western Kentucky	7	1
Wright State	1	1
Yale	1	0

HIGH SCORING GAMES

Pts	Name	Opponent	Year
42	Isaac Spencer	Tennessee State	2001
37	Justin Burdine	Eastern Kentucky	2002
37	James Singleton	Eastern Illinois	2002
37	Justin Burdine	Eastern Kentucky	2002
37	James Singleton	Eastern Illinois	2002
36	Jonathan Stark	SE Missouri	2018
35	Cuthbert Victor	Chicago State	2003
35	Isaac Spencer	Alabama State	1999
35	Cuthbert Victor	Chicago State	2003
35	Isaac Spencer	Alabama State	1999
34	Ja Morant	Eastern Kentucky	2019
33	KJ Williams	UT Martin	2022
33	Tevin Brown	Chattanooga	2021
33	Jeffery Moss	UT Martin	2016
33	Shawn Witherspoon	Morehead State	2005
33	Justin Burdine	SE Missouri	2002
33	Justin Burdine	West Florida	2001
33	Shawn Witherspoon	Morehead State	2005
	Isaac Spencer	Tennessee State	2001
32	KJ Williams	Cumberland	2021
32	Isaiah Canaan	SE Missouri	2012
31	Jeffery Moss	Tennessee Tech	2014
31	Isaiah Canaan	UT Martin	2013
31	Isaiah Canaan	Tennessee State	2012
31	Chris Shumate	West Florida	2002
30	KJ Williams	Belmont	2022
30	Ja Morant	UT Martin	2019
30	Terrell Miller	UT Martin	2017
30	Isaiah Canaan	Old Dominion	2012
30	Isaac Spencer	Eastern Kentucky	2001
30	Isaac Spencer	Colorado Springs	2000
29	Tevin Brown	SIUE	2021
29	Ja Morant	Missouri State	2019
29	Justin Burdine	Tenn. Tech	2002
29	Justin Burdine	Southern Illinois	2001
29	Isaac Spencer	Eastern Illinois	2001
29	Aubrey Reese	SE Missouri	2000
29	Aubrey Reese	Eastern Illinois	2000
28	Byron Hawkins	Brescia	2017
28	Donte Poole	Tenn. Tech	2012
28	Trey Pearson	SIUE	2005
28	Isaac Spencer	Detroit Mercy	1999
27	Tevin Brown	Bellarmine	2021
27	Ja Morant	Austin Peay	2019
27	Jonathan Stark	Austin Peay	2018
27	Jonathan Stark	SIUE	2018
27	Jonathan Stark	Southern Illinois	2017
27	Jonathan Stark	SIUE	2017
27	Jonathan Stark	Detroit Mercy	2016
27	Jeffery Moss	Austin Peay	2016

27	Cameron Payne	UT Martin	2014
26	Justice Hill	SE Missouri	2021
26	Ja Morant	Wright State	2018
26	Jonathan Stark	Belmont	2017
26	Jonathan Stark	Tennessee State	2017
26	Isaiah Canaan	Belmont	2013
26	Bruce Carter	Austin Peay	2008
26	Tyler Holloway	Arkansas State	2007
26	Trey Pearson	Western Kentucky	2004
26	Cuthbert Victor	Morehead State	2004
26	Rick Jones	Tennessee State	2004
25	Brian Moore, Jr.	Belmont	2023
25	KJ Williams	Tennessee State	2021
25	Tevin Brown	UT Martin	2021
25	Ja Morant	Prairie View	2018
25	Jarvis Williams	UTEP	2015
25	Jarvis Williams	Bethel	2013
25	Cuthbert Victor	Tennessee State	2003
25	Rod Murray	Eastern Illinois	1999
25	Aubrey Reese	Middle Tenn.	1999
25	Isaac Spencer	Morehead State	1999
25	Issian Redding	Eastern Kentucky	2005
25	B.J. Jenkins	Morehead State	2011

HIGH REBOUND GAMES

Reb	Name	Opponent	Year
18	Jarvis Williams	SE Missouri	2014
18	James Singleton	Eastern Illinois	2002
18	James Singleton	Eastern Illinois	2003
17	Andi Hornig	Eastern Kentucky	2001
17	James Singleton	Morehead State	2003
17	Cuthbert Victor	Morehead State	2004
16	KJ Williams	UT Martin	2021
16	KJ Williams	Belmont	2021
16	Jarvis Williams	Evansville	2013
16	Isaac Spencer	SE Missouri	2000
16	Ray Cunningham	Tennessee State	2000
16	Cuthbert Victor	Eastern Kentucky	2002
15	KJ Williams	UT Martin	2022
15	DJ Burns	Middle Tennessee	2021
15	Anthony Smith	Belmont	2020
15	KJ Williams	SIUE	2020
15	Terrell Miller	Auburn	2017
15	Jarvis Williams	Tennessee Tech	2014
15	Jarvis Williams	UT Martin	2014
15	Ed Daniel	Old Dominion	2012
15	Shawn Witherspoon	Rice	2005
15	Cuthbert Victor	Eastern Kentucky	2004
15	Cuthbert Victor	Southern Illinois	2003
15	James Singleton	Gardner-Webb	2002
15	Isaac Spencer	Tennessee State	2001
15	Isaac Spencer	Colorado Springs	1999
15	Cuthbert Victor	SE Missouri	2004

HIGH ASSIST GAMES

Ast	Name	Opponent	Year
14	Ja Morant	Jackson State	2018
14	Ja Morant	Eastern Illinois	2017
13	Ja Morant	Austin Peay	2019
13	Ja Morant	Morehead State	2019
13	Ja Morant	Bethel (TN)	2018
12	Trae Hannibal	Eastern Illinois	2022
12	Ja Morant	Southeast Missouri	2019
12	Ja Morant	Missouri State	2018
12	Aubrey Reese	Alabama State	1999
11	Justice Hill	Greenville	2020
11	Ja Morant	Eastern Illinois	2019
11	Ja Morant	Wright State	2018
11	Ja Morant	Brescia	2017

2022-23 MURRAY STATE MEN'S BASKETBALL

CFSB CENTER - HOME OF THE RACERS

11	Adam Chiles	Southern Miss.	2003
11	Isacc Miles	UT Martin	2009
10	Ja Morant	Eastern Kentucky	2019
10	Ja Morant	Evansville	2019
10	Ja Morant	Austin Peay	2018
10	Ja Morant	Auburn	2017
10	Bryce Jones	Austin Peay	2017
10	Jonathan Stark	UT Martin	2017
10	Cameron Payne	UTEP	2015
10	Chris Shumate	SIU-Edwardsville	2002
10	Aubrey Reese	Tennessee State	2000
10	Kevin Thomas	Austin Peay	2008
10	B.J. Jenkins	Western Kentucky	2010

HIGH BLOCKED SHOTS GAME

Blk	Name	Opponent	Team
8	Pearson Griffith	UT Martin	2006
7	Tony Easley	SE Missouri	2010
7	Cuthbert Victor	UT Martin	2002
6	Jarvis Williams	SIUE	2015
6	Ed Daniel	Tennessee State	2013
6	Tony Easley	Tennessee State	2010
6	Pearson Griffith	Morehead State	2005
6	Cuthbert Victor	Texas A&M CC	2004
6	Cuthbert Victor	Eastern Kentucky	2004
6	James Singleton	UAB	2001
6	James Singleton	Eastern Kentucky	2002

HIGH STEALS GAME

Stl	Name	Opponent	Year
7	Isaiah Canaan	SIUE	2013
6	Shaq Buchanan	Eastern Kentucky	2019
6	Cameron Payne	Eastern Kentucky	2015
6	Cameron Payne	Brescia	2015
6	Danero Thomas	UT Martin	2010
6	Trey Pearson	Eastern Illinois	2006
6	Trey Pearson	Missouri	2005
6	Chris Shumate	Eastern Kentucky	2004
6	Adam Chiles	SIU-Edwardsville	2003

MSU HIGH SCORE

Score	W/L	Opponent	Year
173-95	Won	Greenville	2020
118-48	Won	Tennessee Wesleyan	2021
118-61	Won	Brescia	2017
114-48	Won	Brescia	2019
114-100	Won	Tennessee State	2001
113-95	Won	Alabama State	1999
110-82	Won	Bethel (TN)	2018
109-77	Won	Cumberland	2021
109-44	Won	Colorado Springs	2001
108-49	Won	Tenn. Wesleyan	2009
106-81	Won	Southeast Missouri	2021
106-36	Won	Spalding	2018
105-55	Won	Harris-Stowe	2015
103-67	Won	Southeast Missouri	2019
103-65	Won	Bethel (TN)	2016
103-56	Won	Eastern Illinois	2002
103-72	Won	Tennessee State	2001
103-76	Won	Gardner-Webb	2000
102-58	Won	Austin Peay	2017
100-62	Won	Tennessee State	2019
100-63	Won	Marist	2017

MSU LARGEST WINNING MARGIN

Margin	W/L	Score	Opponent	Year
+78	Won	173-95	Greenville	2020
+70	Won	118-48	Tenn. Wesleyan	2021
+70	Won	106-36	Spalding	2018
+66	Won	114-48	Brescia	2019
+65	Won	109-44	Colorado Springs	2004
+59	Won	108-49	Tenn. Wesleyan	2009
+57	Won	118-61	Brescia	2017
+52	Won	92-40	Morehead State	2005
+50	Won	105-55	Harris-Stowe	2015
+47	Won	103-56	Eastern Illinois	2005
+46	Won	85-39	Indiana State	2002
+45	Won	88-43	Brescia	2012
+44	Won	102-58	Austin Peay	2017
+42	Won	83-41	Tennessee Temple	2011
+42	Won	94-52	Bethel	2010
+40	Won	91-51	Eastern Illinois	2022
+40	Won	94-54	Southern Miss	2006

LARGEST COMBINED SCORE

Total	Score	Score	Opponent	Year
268	Won	173-95	Greenville	2020
#214	Won	114-100	Tennessee State	2001
208	Won	113-95	Alabama State	1999
192	Won	110-82	Bethel	2019
187	Won	106-81	Southeast Missouri	2021
^183	Won	94-89	Eastern Illinois	1999
182	Won	97-85	Eastern Kentucky	2019
182	Won	99-83	Brescia	2016
181	Lost	96-85	SE Missouri	2007
180	Won	92-88	Tennessee State	2008
180	Won	95-85	Jacksonville State	2008
180	Won	94-86	UT Martin	2017
180	Won	100-80	Chicago State	2003
179	Won	118-61	Brescia	2017
179	Won	103-76	Gardner-Webb	2000
179	Won	100-79	Tennessee State	2003
176	Won	101-75	Brescia	2015
175	Won	92-83	Tennessee State	2017
175	Won	103-72	Tennessee State	2001
174	Won	93-81	Western Kentucky	2014

#-OVC Tournament Quarterfinal Game

^ - Double OT

OPPONENT HIGH SCORING GAMES

Pts	Name	Opponent	Year
36	Malachi Smith	Chattanooga	2021
36	Nick Mayo	Eastern Kentucky	2019
35	Tony Weeden	Chicago State	2003
34	Henry Domercant	Eastern Illinois	2002
33	Parker Stewart	UT Martin	2020
33	Leigh Gayden	Tennessee Tech	2001
32	D.J. Balentine	Evansville	2015
31	Nick King	Middle Tennessee	2017
31	Kevin Murphy	Tennessee Tech	2011
31	Henry Domercant	Eastern Illinois	2003
31	Chez Marks	Morehead State	2003
30	Cameron Crisp	Tennessee Tech	2004
30	Byron Benton	UT Martin	2000
29	Josh Jefferson	Middle Tennessee	2021
29	Chris Horton	Austin Peay	2016
29	Nick Stapleton	Austin Peay	2000
28	Desmar Jackson	Southern Illinois	2013
28	Bruce Price	Tennessee State	2008
28	Ricky Minard	Morehead State	2003
28	Kyle Hill	Eastern Illinois	2001
28	Larrie Smith	Tennessee Tech	2000
28	Kyle Hill	Eastern Illinois	1999

27	Jordyn Adams	Austin Peay	2020
27	Mark Alstork	Wright State	2016
27	Marland Smith	SE Missouri	2011
27	Victor Garcia	St. Catharine	2008
27	Maurice Hampton	Austin Peay	2005
27	Craig Lewis	Eastern Illinois	2002

2022-23 MURRAY STATE MEN'S BASKETBALL

2022-23 MSU SEASON BOX SCORE

Game Records

Record	Overall	Home	Away	Neutral
ALL GAMES	14-13	9-2	3-10	2-1
CONFERENCE	9-8	6-2	3-6	0-0
NON-CONFERENCE	5-5	3-0	0-4	2-1

Score by Periods

Team	1st	2nd	OT	TOT
Murray St.	893	978	23	1894
Opponents	911	1039	13	1963

Team Box Score

No.	Player				Total		3-Point		F-Throw		Rebounds											
		GP-GS	MIN	AVG	FG-FGA	FG%	3FG-3FGA	3FG%	FT-FTA	FT%	OFF	DEF	TOT	AVG	PF	DQ	A	TO	BLK	STL	PTS	AVG
2	PERRY, Rob	27-27	956:22	35.4	148-339	.437	51-144	.354	52-63	.825	21	101	122	4.5	47	0	48	38	6	19	399	14.8
52	SMITH, Jamari	25-25	666:53	26.7	113-254	.445	15-51	.294	48-77	.623	29	83	112	4.5	63	1	20	43	8	10	289	11.6
24	WOOD, JaCobi	27-27	987:01	36.6	86-211	.408	38-116	.328	81-99	.818	11	105	116	4.3	56	0	126	66	4	40	291	10.8
55	BURNS, DJ	27-27	703:11	26.0	87-155	.561	0-0	.000	57-76	.750	78	102	180	6.7	75	0	28	34	10	13	231	8.6
14	MOORE, JR., Brian	26-9	563:59	21.7	73-149	.490	10-29	.345	58-71	.817	12	34	46	1.8	43	0	39	33	4	20	214	8.2
13	WHITE JR., Kenny	24-18	647:41	27.0	74-179	.413	16-63	.254	33-53	.623	9	81	90	3.8	40	1	25	30	22	15	197	8.2
10	ANDERSON, Quincy	27-2	468:34	17.4	51-120	.425	19-54	.352	35-48	.729	12	64	76	2.8	35	0	16	19	3	14	156	5.8
11	MORGAN, Justin	25-0	276:22	11.1	23-65	.354	12-42	.286	12-18	.667	24	26	50	2.0	27	0	5	7	5	5	70	2.8
22	MURRAY II, Sam	18-0	121:22	6.7	15-41	.366	0-1	.000	3-10	.300	11	25	36	2.0	13	0	6	8	9	2	33	1.8
1	STACKER, Braxton	10-0	30:15	3.0	3-9	.333	0-0	.000	2-5	.400	1	3	4	0.4	0	0	2	1	0	0	8	0.8
0	EDWARDS, Jaxon	9-0	23:54	2.7	3-6	.500	0-1	.000	0-1	.000	3	2	5	0.6	0	0	1	1	1	2	6	0.7
35	LESTIN, Marlon	5-0	04:60	1.0	0-0	.000	0-0	.000	0-1	.000	0	1	1	0.2	3	0	0	0	0	1	0	0.0
25	THOMAS, Rodriguez	2-0	02:52	1.4	0-0	.000	0-0	.000	0-0	.000	0	1	1	0.5	0	0	0	1	0	0	0	0.0
Team											45	54	99					14				
Total		27	5453		676-1528	.442	161-501	.321	381-522	.730	256	682	938	34.7	402	2	316	295	72	141	1894	70.1
Opponents		27	5450		719-1612	.446	232-679	.342	293-404	.725	264	666	930	34.4	457	9	373	287	74	153	1963	72.7

Team Statistics

	MUR	OPP
Scoring	1894	1963
Points per game	70.1	72.7
Scoring margin	-2.6	-
Field goals-att	676-1528	719-1612
Field goal pct	.442	.446
3 point fg-att	161-501	232-679
3-point FG pct	.321	.342
3-pt FG made per game	6.0	8.6
Free throws-att	381-522	293-404
Free throw pct	.730	.725
F-Throws made per game	14.1	10.9
Rebounds	938	930
Rebounds per game	34.7	34.4
Rebounding margin	+0.3	-
Assists	316	373
Assists per game	11.7	13.8
Turnovers	295	287
Turnovers per game	10.9	10.6
Turnover margin	-0.3	-
Assist/turnover ratio	1.1	1.3
Steals	141	153
Steals per game	5.2	5.7
Blocks	72	74
Blocks per game	2.7	2.7
Winning streak	1	-
Home win streak	0	-
Attendance	57057	52836
Home games-Avg/Game	11-5187	13-4064
Neutral site-Avg/Game	-	3-1350

Team Results

Date	Opponent		Score	Att.
11/07/2022	at Saint Louis	L	68-91	7253
11/12/2022	Lindsey Wilson	W	90-53	4457
11/17/2022	vs Texas A&M	W	88-79	1321
11/18/2022	vs Massachusetts	L	69-71	1393
11/20/2022	vs Tulsa	W	77-60	1335
11/26/2022	at Chattanooga	L	66-69	2934
12/01/2022	Illinois St.	Wot	70-67	5471
12/04/2022	at Valparaiso	Wot	77-70	1445
12/10/2022	at Bellarmine	L	58-69	2853
12/13/2022	Chicago St.	W	66-65	3823
12/16/2022	Austin Peay	W	68-60	5131
12/21/2022	at Middle Tenn.	L	67-83	2857
12/29/2022	Southern Ill.	L	57-63	5571
01/01/2023	at Evansville	W	78-61	5723
01/04/2023	Bradley	W	67-58	3891
01/07/2023	at Drake	L	64-82	3510
01/10/2023	at UNI	L	67-75	3201
01/14/2023	UIC	W	81-64	5417
01/17/2023	at Belmont	L	65-80	2507
01/21/2023	Indiana St.	W	82-73	6006
01/24/2023	at Southern Ill.	L	64-68	6507
01/28/2023	Missouri St.	W	74-71	6712
02/01/2023	Belmont	W	83-82	5271
02/04/2023	at Indiana St.	L	56-99	4672
02/07/2023	Drake	L	68-92	5307
02/11/2023	at Bradley	L	48-83	6213
02/15/2023	at Illinois St.	W	76-75	3161

2022-23 MSU SEASON BOX SCORE (MVC)

Game Records

Record	Overall	Home	Away	Neutral
ALL GAMES	9-8	6-2	3-6	0-0
CONFERENCE	9-8	6-2	3-6	0-0
NON-CONFERENCE	0-0	0-0	0-0	0-0

Score by Periods

Team	1st	2nd	OT	TOT
Murray St.	567	587	23	1177
Opponents	574	676	13	1263

Team Box Score

No.	Player				Total		3-Point		F-Throw		Rebounds													
		GP-GS	MIN	AVG	FG-FGA	FG%	3FG-3FGA	3FG%	FT-FTA	FT%	OFF	DEF	TOT	AVG	PF	DQ	A	TO	BLK	STL	PTS	AVG		
2	PERRY, Rob	17-17	611:21	36.0	97-214	.453	34-90	.378	39-45	.867	15	61	76	4.5	25	0	26	28	3	14	267	15.7		
14	MOORE, JR., Brian	16-9	398:58	24.9	61-115	.530	9-23	.391	41-48	.854	8	24	32	2.0	27	0	24	16	3	8	172	10.8		
52	SMITH, Jamari	16-16	419:52	26.2	65-150	.433	9-31	.290	32-47	.681	15	49	64	4.0	33	1	12	25	6	8	171	10.7		
24	WOOD, JaCobi	17-17	633:40	37.3	53-129	.411	21-64	.328	37-49	.755	6	67	73	4.3	40	0	77	39	2	25	164	9.6		
13	WHITE JR., Kenny	14-8	364:46	26.1	41-104	.394	10-33	.303	20-35	.571	4	46	50	3.6	18	0	13	17	11	8	112	8.0		
55	BURNS, DJ	17-17	421:46	24.8	47-93	.505	0-0	.000	28-32	.875	45	54	99	5.8	49	0	19	23	4	8	122	7.2		
10	ANDERSON, Quincy	17-1	281:06	16.5	27-71	.380	11-35	.314	22-31	.710	8	40	48	2.8	22	0	7	5	2	6	87	5.1		
11	MORGAN, Justin	16-0	211:43	13.2	18-50	.360	7-28	.250	11-16	.688	24	22	46	2.9	20	0	4	7	5	2	54	3.4		
22	MURRAY II, Sam	11-0	83:55	7.6	10-28	.357	0-0	.000	3-10	.300	10	15	25	2.3	9	0	4	6	7	2	23	2.1		
0	EDWARDS, Jaxon	5-0	11:04	2.2	2-3	.667	0-0	.000	0-1	.000	1	0	1	0.2	0	0	0	0	1	1	4	0.8		
1	STACKER, Braxton	6-0	12:17	2.0	0-5	.000	0-0	.000	1-2	.500	0	0	0	0.0	0	0	1	0	0	0	1	0.2		
35	LESTIN, Marlon	2-0	02:03	1.0	0-0	.000	0-0	.000	0-0	.000	0	0	0	0.0	0	0	0	0	0	0	0	0.0		
25	THOMAS, Rodriguez	1-0	00:54	0.9	0-0	.000	0-0	.000	0-0	.000	0	1	1	1.0	0	0	0	0	0	0	0	0.0		
Team											22	28	50					6						
Total		17	3453		421-962	.438	101-304	.332	234-316	.741	158	407	565	33.2	243	1	187	172	44	82	1177	69.2		
Opponents		17	3450		460-989	.465	158-431	.367	185-249	.743	151	421	572	33.6	273	3	236	173	54	91	1263	74.3		

Team Statistics

	MUR	OPP
Scoring	1177	1263
Points per game	69.2	74.3
Scoring margin	-5.1	-
Field goals-att	421-962	460-989
Field goal pct	.438	.465
3 point fg-att	101-304	158-431
3-point FG pct	.332	.367
3-pt FG made per game	5.9	9.3
Free throws-att	234-316	185-249
Free throw pct	.741	.743
F-Throws made per game	13.8	10.9
Rebounds	565	572
Rebounds per game	33.2	33.6
Rebounding margin	-0.4	-
Assists	187	236
Assists per game	11.0	13.9
Turnovers	172	173
Turnovers per game	10.1	10.2
Turnover margin	+0.1	-
Assist/turnover ratio	1.1	1.4
Steals	82	91
Steals per game	4.8	5.4
Blocks	44	54
Blocks per game	2.6	3.2
Winning streak	1	-
Home win streak	0	-
Attendance	43646	36939
Home games-Avg/Game	8-5456	9-4104
Neutral site-Avg/Game	-	0-0

Team Results

Date	Opponent		Score	Att.
12/01/2022	Illinois St.	Wot	70-67	5471
12/04/2022	at Valparaiso	Wot	77-70	1445
12/29/2022	Southern Ill.	L	57-63	5571
01/01/2023	at Evansville	W	78-61	5723
01/04/2023	Bradley	W	67-58	3891
01/07/2023	at Drake	L	64-82	3510
01/10/2023	at UNI	L	67-75	3201
01/14/2023	UIC	W	81-64	5417
01/17/2023	at Belmont	L	65-80	2507
01/21/2023	Indiana St.	W	82-73	6006
01/24/2023	at Southern Ill.	L	64-68	6507
01/28/2023	Missouri St.	W	74-71	6712
02/01/2023	Belmont	W	83-82	5271
02/04/2023	at Indiana St.	L	56-99	4672
02/07/2023	Drake	L	68-92	5307
02/11/2023	at Bradley	L	48-83	6213
02/15/2023	at Illinois St.	W	76-75	3161

2022-23 MSU SEASON BOX SCORE (MYRTLE BEACH INVITATIONAL)

Game Records

Record	Overall	Home	Away	Neutral
ALL GAMES	2-1	0-0	0-0	2-1
CONFERENCE	0-0	0-0	0-0	0-0
NON-CONFERENCE	2-1	0-0	0-0	2-1

Score by Periods

Team	1st	2nd	OT	TOT
Murray St.	112	122	0	234
Opponents	89	121	0	210

Team Box Score

No.	Player				Total		3-Point		F-Throw		Rebounds											
		GP-GS	MIN	AVG	FG-FGA	FG%	3FG-3FGA	3FG%	FT-FTA	FT%	OFF	DEF	TOT	AVG	PF	DQ	A	TO	BLK	STL	PTS	AVG
24	WOOD, JaCobi	3-3	111:24	37.1	13-31	.419	8-21	.381	25-26	.962	1	14	15	5.0	4	0	19	7	1	3	59	19.7
52	SMITH, Jamari	3-3	78:35	26.2	21-37	.568	2-8	.250	6-11	.545	6	11	17	5.7	11	0	2	6	0	1	50	16.7
13	WHITE JR., Kenny	3-3	97:16	32.4	14-31	.452	3-12	.250	7-9	.778	2	16	18	6.0	10	1	6	1	6	3	38	12.7
55	BURNS, DJ	3-3	93:36	31.2	10-15	.667	0-0	.000	8-12	.667	7	19	26	8.7	11	0	4	5	1	3	28	9.3
2	PERRY, Rob	3-3	108:08	36.0	10-33	.303	3-18	.167	5-6	.833	1	18	19	6.3	8	0	13	4	2	1	28	9.3
10	ANDERSON, Quincy	3-0	38:23	12.8	6-9	.667	1-4	.250	0-3	.000	1	7	8	2.7	8	0	1	7	1	1	13	4.3
14	MOORE, JR., Brian	3-0	60:24	20.1	4-12	.333	1-4	.250	3-5	.600	1	4	5	1.7	7	0	4	8	0	4	12	4.0
0	EDWARDS, Jaxon	1-0	00:51	0.9	1-1	1.000	0-0	.000	0-0	.000	1	0	1	1.0	0	0	0	0	0	0	2	2.0
11	MORGAN, Justin	2-0	06:02	3.0	1-2	.500	1-2	.500	0-0	.000	0	0	0	0.0	0	0	0	0	0	0	3	1.5
1	STACKER, Braxton	1-0	00:51	0.9	0-0	.000	0-0	.000	1-2	.500	0	1	1	1.0	0	0	1	0	0	0	1	1.0
22	MURRAY II, Sam	2-0	03:38	1.8	0-0	.000	0-0	.000	0-0	.000	0	0	0	0.0	0	0	0	0	0	0	0	0.0
35	LESTIN, Marlon	1-0	00:51	0.9	0-0	.000	0-0	.000	0-1	.000	0	1	1	1.0	0	0	0	0	0	1	0	0.0
Team											9	13	22				3					
Total		3	600		80-171	.468	19-69	.275	55-75	.733	29	104	133	44.3	59	1	50	41	11	17	234	78.0
Opponents		3	600		77-212	.363	21-82	.256	35-58	.603	43	75	118	39.3	63	2	41	26	7	20	210	70.0

Team Statistics

	MUR	OPP
Scoring	234	210
Points per game	78.0	70.0
Scoring margin	+8.0	-
Field goals-att	80-171	77-212
Field goal pct	.468	.363
3 point fg-att	19-69	21-82
3-point FG pct	.275	.256
3-pt FG made per game	6.3	7.0
Free throws-att	55-75	35-58
Free throw pct	.733	.603
F-Throws made per game	18.3	11.7
Rebounds	133	118
Rebounds per game	44.3	39.3
Rebounding margin	+5.0	-
Assists	50	41
Assists per game	16.7	13.7
Turnovers	41	26
Turnovers per game	13.7	8.7
Turnover margin	-5.0	-
Assist/turnover ratio	1.2	1.6
Steals	17	20
Steals per game	5.7	6.7
Blocks	11	7
Blocks per game	3.7	2.3
Winning streak	1	-
Home win streak	0	-
Attendance	0	0
Home games-Avg/Game	0-0	0-0
Neutral site-Avg/Game	-	3-1350

Team Results

Date	Opponent		Score	Att.
11/17/2022	vs Texas A&M	W	88-79	1321
11/18/2022	vs Massachusetts	L	69-71	1393
11/20/2022	vs Tulsa	W	77-60	1335

2022-23 MSU SEASON BOX SCORE (HOME GAMES)

Game Records

Record	Overall	Home	Away	Neutral
ALL GAMES	9-2	6-2	0-0	0-0
CONFERENCE	6-2	6-2	0-0	0-0
NON-CONFERENCE	3-0	3-0	0-0	0-0

Score by Period

Team	1st	2nd	OT	TOT
Murray St.	392	406	8	806
Opponents	375	368	5	748

Team Box Score

No.	Player				Total		3-Point		F-Throw		Rebounds													
		GP-GS	MIN	AVG	FG-FGA	FG%	3FG-3FGA	3FG%	FT-FTA	FT%	OFF	DEF	TOT	AVG	PF	DQ	A	TO	BLK	STL	PTS	AVG		
2	PERRY, Rob	11-11	37:36	34.4	55-130	.423	19-56	.339	21-24	.875	4	35	39	3.5	19	0	18	15	2	8	150	13.6		
55	BURNS, DJ	11-11	31:43	28.6	46-79	.582	0-0	.000	34-44	.773	44	52	96	8.7	29	0	11	12	9	6	126	11.5		
14	MOORE, JR., Brian	10-4	24:08	24.0	42-72	.583	5-13	.385	25-30	.833	5	14	19	1.9	17	0	19	15	1	7	114	11.4		
24	WOOD, JaCobi	11-11	39:45	36.3	38-82	.463	16-44	.364	23-35	.657	4	41	45	4.1	25	0	54	20	3	17	115	10.5		
52	SMITH, Jamarl	9-9	23:17	25.6	32-81	.395	3-15	.200	22-31	.710	11	24	35	3.9	21	1	5	11	3	2	89	9.9		
13	WHITE JR., Kenny	10-7	25:56	26.0	31-69	.449	8-23	.348	16-27	.593	5	33	38	3.8	12	0	10	13	9	6	86	8.6		
10	ANDERSON, Quincy	11-2	18:04	16.6	23-53	.434	8-20	.400	14-18	.778	6	25	31	2.8	13	0	7	6	1	5	68	6.2		
22	MURRAY II, Sam	6-0	54:01	9.0	11-23	.478	0-0	.000	1-2	.500	6	13	19	3.2	5	0	2	7	4	1	23	3.8		
11	MORGAN, Justin	10-0	13:27	13.3	9-27	.333	5-19	.263	5-8	.625	10	13	23	2.3	10	0	3	5	4	4	28	2.8		
1	STACKER, Braxton	4-0	18:42	4.7	3-5	.600	0-0	.000	1-3	.333	1	2	3	0.8	0	0	1	1	0	0	7	1.8		
35	LESTIN, Marlon	2-0	02:20	1.2	0-0	.000	0-0	.000	0-0	.000	0	0	0	0.0	1	0	0	0	0	0	0	0.0		
25	THOMAS, Rodriguez	2-0	02:52	1.4	0-0	.000	0-0	.000	0-0	.000	0	1	1	0.5	0	0	0	1	0	0	0	0.0		
0	EDWARDS, Jaxon	2-0	09:21	4.7	0-2	.000	0-1	.000	0-0	.000	0	2	2	1.0	0	0	1	1	1	1	0	0.0		
Team											19	20	39				4							
Total		11	2225		290-623	.465	64-191	.335	162-222	.730	115	275	390	35.5	152	1	131	111	37	57	806	73.3		
Opponents		11	2225		278-633	.439	84-259	.324	108-152	.711	102	251	353	32.1	190	4	127	126	32	65	748	68.0		

Team Statistics

	MUR	OPP
Scoring	806	748
Points per game	73.3	68.0
Scoring margin	+5.3	-
Field goals-att	290-623	278-633
Field goal pct	.465	.439
3 point fg-att	64-191	84-259
3-pt fg pct	.335	.324
3-pt fg made per game	5.8	7.2
Free throws-att	162-222	108-152
Free throw pct	.730	.711
FT throw made per game	14.7	9.2
Rebounds	390	353
Rebounds per game	35.5	32.1
Rebounding margin	+3.4	-
Assists	131	127
Assists per game	11.9	11.5
Turnovers	111	126
Turnovers per game	10.1	11.5
Turnover margin	+1.4	-
Assist/turnover ratio	1.2	1.0
Steals	57	65
Steals per game	5.2	5.9
Blocks	37	52
Blocks per game	3.4	4.7
Winning streak	0	-
Home win streak	0	-
Attendance	57657	0
Home games-attendance	13-5087	0-0
Neutral site-attendance	-	0-0

Team Results

Date	Opponent		Score	Att.
11/12/2022	Lindsey Wilson	W	90-53	4457
12/01/2022	Illinois St.	Wot	70-67	5471
12/13/2022	Chicago St.	W	66-65	3823
12/16/2022	Austin Peay	W	68-60	5131
12/29/2022	Southern Ill.	L	57-63	5571
01/04/2023	Bradley	W	67-58	3891
01/14/2023	UIC	W	81-64	5417
01/21/2023	Indiana St.	W	82-73	6606
01/28/2023	Missouri St.	W	74-71	6712
02/01/2023	Belmont	W	83-82	5271
02/07/2023	Drake	L	68-92	5307

2022-23 MURRAY STATE MEN'S BASKETBALL

2022-23 MSU SEASON BOX SCORE (AWAY GAMES)

Game Records

Record	Overall	Home	Away	Neutral
ALL GAMES	3-10	0-0	3-10	0-0
CONFERENCE	3-6	0-0	3-6	0-0
NON-CONFERENCE	0-4	0-0	0-4	0-0

Score by Periods

Team	1st	2nd	OT	TOT
Murray St.	389	450	15	854
Opponents	447	550	8	1005

Team Box Score

No.	Player				Total		3-Point		F-Throw		Rebounds											
		GP-GS	MIN	AVG	FG-FGA	FG%	3FG-3FGA	3FG%	FT-FTA	FT%	OFF	DEF	TOT	AVG	PF	DQ	A	TO	BLK	STL	PTS	AVG
2	PERRY, Rob	13-13	469:39	36.1	83-176	.472	29-70	.414	26-33	.788	16	48	64	4.9	20	0	17	18	2	10	221	17.0
52	SMITH, Jamari	13-13	358:01	27.5	60-136	.441	10-28	.357	20-35	.571	12	48	60	4.6	31	0	13	26	5	7	150	11.5
24	WOOD, JaCobi	13-13	476:52	36.7	35-98	.357	14-51	.275	33-38	.868	6	49	55	4.2	27	0	53	39	0	20	117	9.0
14	MOORE, JR., Brian	13-5	263:27	20.3	27-65	.415	4-12	.333	30-36	.833	6	16	22	1.7	19	0	16	10	3	9	88	6.8
13	WHITE JR., Kenny	11-8	290:29	26.4	29-79	.367	5-28	.179	10-17	.588	2	32	34	3.1	18	0	9	16	7	6	73	6.6
55	BURNS, DJ	13-13	295:04	22.7	31-62	.500	0-0	.000	15-20	.750	27	31	58	4.5	35	0	13	17	0	4	77	5.9
10	ANDERSON, Quincy	13-0	248:07	19.1	22-58	.379	10-30	.333	21-27	.778	5	32	37	2.8	14	0	8	6	1	8	75	5.8
11	MORGAN, Justin	13-0	136:53	10.5	13-36	.361	6-21	.286	7-10	.700	14	13	27	2.1	17	0	2	2	1	1	39	3.0
22	MURRAY II, Sam	10-0	63:43	6.4	4-18	.222	0-1	.000	2-8	.250	5	12	17	1.7	8	0	4	1	5	1	10	1.0
0	EDWARDS, Jaxon	6-0	13:41	2.3	2-3	.667	0-0	.000	0-1	.000	2	0	2	0.3	0	0	0	0	0	1	4	0.7
35	LESTIN, Marlon	2-0	01:48	0.9	0-0	.000	0-0	.000	0-0	.000	0	0	0	0.0	2	0	0	0	0	0	0	0.0
1	STACKER, Braxton	5-0	10:41	2.1	0-4	.000	0-0	.000	0-0	.000	0	0	0	0.0	0	0	0	0	0	0	0	0.0
Team											17	21	38					7				
Total		13	2628		306-735	.416	78-241	.324	164-225	.729	112	302	414	31.8	191	0	135	142	24	67	854	65.7
Opponents		13	2625		364-766	.475	127-338	.376	150-194	.773	119	341	460	35.4	204	3	205	135	35	68	1005	77.3

Team Statistics

	MUR	OPP
Scoring	854	1005
Points per game	65.7	77.3
Scoring margin	-11.6	-
Field goals-att	306-735	364-766
Field goal pct	.416	.475
3 point fg-att	78-241	127-338
3-point FG pct	.324	.376
3-pt FG made per game	6.0	9.8
Free throws-att	164-225	150-194
Free throw pct	.729	.773
F-Throws made per game	12.6	11.5
Rebounds	414	460
Rebounds per game	31.8	35.4
Rebounding margin	-3.5	-
Assists	135	205
Assists per game	10.4	15.8
Turnovers	142	135
Turnovers per game	10.9	10.4
Turnover margin	-0.5	-
Assist/turnover ratio	1.0	1.5
Steals	67	68
Steals per game	5.2	5.2
Blocks	24	35
Blocks per game	1.8	2.7
Winning streak	1	-
Home win streak	0	-
Attendance	0	52836
Home games-Avg/Game	0-0	13-4064
Neutral site-Avg/Game	-	0-0

Team Results

Date	Opponent		Score	Att.
11/07/2022	at Saint Louis	L	68-91	7253
11/26/2022	at Chattanooga	L	66-69	2934
12/04/2022	at Valparaiso	Wot	77-70	1445
12/10/2022	at Bellarmine	L	58-69	2853
12/21/2022	at Middle Tenn.	L	67-83	2857
01/01/2023	at Evansville	W	78-61	5723
01/07/2023	at Drake	L	64-82	3510
01/10/2023	at UNI	L	67-75	3201
01/17/2023	at Belmont	L	65-80	2507
01/24/2023	at Southern Ill.	L	64-68	6507
02/04/2023	at Indiana St.	L	56-99	4672
02/11/2023	at Bradley	L	48-83	6213
02/15/2023	at Illinois St.	W	76-75	3161

2022-23 MURRAY STATE MEN'S BASKETBALL

2022-23 MSU SEASON GAME BY GAME

				Total		3-Pointers		Free throws		Rebounds											
Opponent	Date	Score		FG-FGA	PCT	3FG-3FGA	PCT	FT-FTA	PCT	OFF	DEF	TOT	AVG	PF	A	TO	BLK	STL	PTS	AVG	
at Saint Louis	11/07/2022	68-91	L	23-62	.371	7-22	.318	15-22	.682	9	25	34	34.0	17	7	10	2	3	68	68.0	
Lindsey Wilson	11/12/2022	90-53	W	34-59	.576	9-15	.600	13-21	.619	9	27	36	35.0	12	20	8	6	13	90	79.0	
vs Texas A&M	11/17/2022	88-79	W	25-50	.500	10-22	.455	28-36	.778	9	28	37	35.7	22	15	17	4	8	88	82.0	
vs Massachusetts	11/18/2022	69-71	L	26-57	.456	5-24	.208	12-17	.706	6	36	42	37.3	23	15	11	4	3	69	78.8	
vs Tulsa	11/20/2022	77-60	W	29-63	.460	4-23	.174	15-22	.682	14	41	55	40.8	14	20	14	3	6	77	78.4	
at Chattanooga	11/26/2022	66-69	L	26-67	.388	6-26	.231	8-11	.727	12	30	42	41.0	15	8	6	2	4	66	76.3	
Illinois St.	12/01/2022	70-67	Wot	26-61	.426	8-26	.308	10-15	.667	10	27	37	40.4	10	11	8	3	2	70	75.4	
at Valparaiso	12/04/2022	77-70	Wot	28-60	.467	7-17	.412	14-21	.667	10	27	37	40.0	13	15	13	4	6	77	75.6	
at Bellarmine	12/10/2022	58-69	L	18-48	.375	4-18	.222	18-22	.818	11	22	33	39.2	19	8	15	0	7	58	73.7	
Chicago St.	12/13/2022	66-65	W	24-57	.421	6-19	.316	12-21	.571	15	24	39	39.2	15	9	13	4	5	66	72.9	
Austin Peay	12/16/2022	68-60	W	27-58	.466	4-14	.286	10-14	.714	8	25	33	38.6	11	14	10	3	7	68	72.5	
at Middle Tenn.	12/21/2022	67-83	L	23-45	.511	5-14	.357	16-20	.800	5	17	22	37.3	11	13	19	0	3	67	72.0	
Southern Ill.	12/29/2022	57-63	L	19-47	.404	5-16	.313	14-20	.700	10	24	34	37.0	13	6	10	2	1	57	70.8	
at Evansville	01/01/2023	78-61	W	29-61	.475	8-23	.348	12-14	.857	7	29	36	36.9	16	15	5	3	7	78	71.4	
Bradley	01/04/2023	67-58	W	22-51	.431	3-13	.231	20-24	.833	11	28	39	37.1	14	8	14	3	7	67	71.1	
at Drake	01/07/2023	64-82	L	25-56	.446	5-16	.313	9-11	.818	2	23	25	36.3	17	9	10	3	6	64	70.6	
at UNI	01/10/2023	67-75	L	24-59	.407	10-28	.357	9-12	.750	7	32	39	36.5	16	9	12	3	4	67	70.4	
UIC	01/14/2023	81-64	W	31-54	.574	5-13	.385	14-18	.778	9	31	40	36.7	20	12	14	4	3	81	71.0	
at Belmont	01/17/2023	65-80	L	26-71	.366	4-14	.286	9-15	.600	18	21	39	36.8	15	13	5	3	3	65	70.7	
Indiana St.	01/21/2023	82-73	W	26-61	.426	2-18	.111	28-33	.848	14	25	39	36.9	17	10	8	3	6	82	71.3	
at Southern Ill.	01/24/2023	64-68	L	23-56	.411	4-15	.267	14-20	.700	15	21	36	36.9	17	11	16	2	11	64	70.9	
Missouri St.	01/28/2023	74-71	W	24-51	.471	5-15	.333	21-24	.875	9	21	30	36.5	13	9	12	3	6	74	71.0	
Belmont	02/01/2023	83-82	W	34-64	.531	8-15	.533	7-14	.500	11	26	37	36.6	12	19	11	5	3	83	71.6	
at Indiana St.	02/04/2023	56-99	L	19-51	.373	5-15	.333	13-17	.765	5	21	26	36.1	11	9	12	2	3	56	70.9	
Drake	02/07/2023	68-92	L	23-60	.383	9-27	.333	13-18	.722	9	17	26	35.7	15	13	3	1	4	68	70.8	
at Bradley	02/11/2023	48-83	L	13-44	.295	4-15	.267	18-27	.667	5	17	22	35.2	14	4	10	0	3	48	69.9	
at Illinois St.	02/15/2023	76-75	W	29-55	.527	9-18	.500	9-13	.692	6	17	23	34.7	10	14	9	0	7	76	70.1	
Total		1894		676-1528	.442	161-501	.321	381-522	.730	256	682	938	34.7	402	316	295	72	141	1894	70.1	
Opponents		1963		719-1612	.446	232-679	.342	293-404	.725	264	666	930	34.4	457	373	287	74	153	1963	72.7	

Murray St. Averages

Games Played	Points/game	FG Pct	3FG Pct	FT Pct	Rebounds/game	Assists/game	Turnovers/game	Assist/Turnover ratio	Steals/game	Blocks/game
27	70.1	44.2	32.1	73.0	34.7	11.7	10.9	1.1	5.2	2.7

2022-23 MURRAY STATE MEN'S BASKETBALL

2022-23 OPPONENT SEASON GAME BY GAME

Opponent	Date	Score		Total		3-Pointers		Free throws		Rebounds										
				FG-FGA	PCT	3FG-3FGA	PCT	FT-FTA	PCT	OFF	DEF	TOT	AVG	PF	A	TO	BLK	STL	PTS	AVG
at Saint Louis	11/07/2022	68-91	L	35-74	.473	10-31	.323	11-16	.688	16	32	48	48.0	16	23	9	1	5	91	91.0
Lindsey Wilson	11/12/2022	90-53	W	22-53	.415	5-15	.333	4-9	.444	7	20	27	37.5	17	11	19	2	7	53	72.0
vs Texas A&M	11/17/2022	88-79	W	27-71	.380	6-27	.222	19-28	.679	20	22	42	39.0	26	12	11	3	10	79	74.3
vs Massachusetts	11/18/2022	69-71	L	24-74	.324	11-26	.423	12-19	.632	17	28	45	40.5	17	15	7	2	3	71	73.5
vs Tulsa	11/20/2022	77-60	W	26-68	.382	4-29	.138	4-11	.364	6	24	30	38.4	20	14	8	2	7	60	70.8
at Chattanooga	11/26/2022	66-69	L	21-60	.350	13-40	.325	14-17	.824	12	29	41	38.8	14	15	9	2	4	69	70.5
Illinois St.	12/01/2022	70-67	Wot	27-60	.450	8-28	.286	5-6	.833	7	28	35	38.3	16	11	14	3	7	67	70.0
at Valparaiso	12/04/2022	77-70	Wot	29-68	.426	4-18	.222	8-11	.727	15	25	40	38.5	16	13	13	1	4	70	70.0
at Bellarmine	12/10/2022	58-69	L	24-53	.453	6-22	.273	15-18	.833	9	22	31	37.7	21	12	11	1	5	69	69.9
Chicago St.	12/13/2022	66-65	W	23-56	.411	7-24	.292	12-16	.750	11	24	35	37.4	23	11	13	0	8	65	69.4
Austin Peay	12/16/2022	68-60	W	25-57	.439	4-12	.333	6-7	.857	8	24	32	36.9	11	11	15	4	6	60	68.5
at Middle Tenn.	12/21/2022	67-83	L	32-57	.561	8-22	.364	11-14	.786	7	20	27	36.1	19	13	12	3	7	83	69.8
Southern Ill.	12/29/2022	57-63	L	24-53	.453	7-26	.269	8-14	.571	7	21	28	35.5	16	16	4	2	5	63	69.2
at Evansville	01/01/2023	78-61	W	20-51	.392	5-15	.333	16-22	.727	5	26	31	35.1	13	6	11	1	3	61	68.6
Bradley	01/04/2023	67-58	W	20-58	.345	7-26	.269	11-16	.688	12	20	32	34.9	17	10	13	2	9	58	67.9
at Drake	01/07/2023	64-82	L	30-62	.484	11-27	.407	11-14	.786	11	30	41	35.3	11	16	12	2	3	82	68.8
at UNI	01/10/2023	67-75	L	26-61	.426	10-25	.400	13-20	.650	8	29	37	35.4	10	15	8	1	8	75	69.2
UIC	01/14/2023	81-64	W	19-54	.352	11-31	.355	15-21	.714	8	16	24	34.8	18	8	9	5	3	64	68.9
at Belmont	01/17/2023	65-80	L	29-59	.492	12-29	.414	10-14	.714	11	27	38	34.9	17	20	9	8	4	80	69.5
Indiana St.	01/21/2023	82-73	W	28-63	.444	5-30	.167	12-20	.600	13	24	37	35.1	25	13	11	3	8	73	69.7
at Southern Ill.	01/24/2023	64-68	L	22-47	.468	10-26	.385	14-16	.875	5	22	27	34.7	17	15	16	4	8	68	69.6
Missouri St.	01/28/2023	74-71	W	28-62	.452	5-19	.263	10-15	.667	15	20	35	34.7	18	8	9	4	5	71	69.6
Belmont	02/01/2023	83-82	W	29-61	.475	13-27	.481	11-13	.846	7	24	31	34.5	15	15	12	3	5	82	70.2
at Indiana St.	02/04/2023	56-99	L	37-65	.569	19-38	.500	6-8	.750	8	28	36	34.6	15	27	4	1	7	99	71.4
Drake	02/07/2023	68-92	L	33-56	.589	12-21	.571	14-15	.933	7	30	37	34.7	14	13	7	4	2	92	72.2
at Bradley	02/11/2023	48-83	L	31-57	.544	11-24	.458	10-11	.909	6	29	35	34.7	23	16	8	6	5	83	72.6
at Illinois St.	02/15/2023	76-75	W	28-52	.538	8-21	.381	11-13	.846	6	22	28	34.4	12	14	13	4	5	75	72.7
Total		1963		719-1612	.446	232-679	.342	293-404	.725	264	666	930	34.4	457	373	287	74	153	1963	72.7
Murray St.		1894		676-1528	.442	161-501	.321	381-522	.730	256	682	938	34.7	402	316	295	72	141	1894	70.1

Opponents Averages

Games Played	Points/game	FG Pct	3FG Pct	FT Pct	Rebounds/game	Assists/game	Turnovers/game	Assist/Turnover ratio	Steals/game	Blocks/game
27	72.7	44.6	34.2	72.5	34.4	13.8	10.6	1.3	5.7	2.7

2022-23 MURRAY STATE MEN'S BASKETBALL

2022-23MSU NCAA RANKINGS

Statistic	Player	National Rank	Conference Rank	Value	National Leader	Value	Conference Leader	Value
Assist/Turnover Ratio (350 ranked)	JaCobi Wood	182	3	1.70	Dalvin White, Chattanooga	4.07	Nick Edwards, Valparaiso Roman Penn, Drake	2.21 2.21
Assists (336 ranked)	JaCobi Wood	67	3	90	Yuri Collins, Saint Louis	202	Nick Edwards, Valparaiso Roman Penn, Drake	104 104
Assists Per Game (345 ranked)	JaCobi Wood	78	3	4.5	Yuri Collins, Saint Louis	10.6	Roman Penn, Drake	5.2
Blocks (336 ranked)	Kenny White Jr.	232	8	18	Jamarion Sharp, Western Ky.	81	Malevy Leons, Bradley	36
Blocks Per Game (341 ranked)	Kenny White Jr.	216	8	1.00	Jamarion Sharp, Western Ky.	4.26	Malevy Leons, Bradley	1.71
Double Doubles (262 ranked)	DJ Burns JaCobi Wood	101 262	3 12	4 2	Joel Soriano, St. John's (NY)	17	Tytan Anderson, UNI	8
Field Goal Attempts (347 ranked)	Rob Perry	122	10	254	Antoine Davis, Detroit Mercy	434	Kobe King, Valparaiso	313
Field Goal Percentage (337 ranked)	Rob Perry	232	8	44.1	Max Fiedler, Rice	77.3	Ben Krikke, Valparaiso	53.2
Field Goals (339 ranked)	Rob Perry	138	9	112	Drew Timme, Gonzaga	185	Ben Krikke, Valparaiso	148
Free Throw Attempts (343 ranked)	JaCobi Wood	265	12	79	Justin Johnson, UTRGV	177	Kenny Strawbridge, Evansville	120
Free Throw Percentage (347 ranked)	JaCobi Wood	136	4	82.3	Walter Clayton Jr., Iona	97.9	Cade Tyson, Belmont	87.9
Free Throws (332 ranked)	JaCobi Wood	183	9	65	Drew Pember, UNC Asheville	146	Bowen Born, UNI	96
Minutes Per Game (348 ranked)	JaCobi Wood Rob Perry	17 36	1 2	36:16 35:36	Daryl Banks III, St. Bonaventure	38:14	JaCobi Wood, Murray St.	36:16
Points (345 ranked)	Rob Perry	193	10	301	Antoine Davis, Detroit Mercy	540	Tucker DeVries, Drake	395
Points Per Game (350 ranked)	Rob Perry	233	10	15.0	Antoine Davis, Detroit Mercy	27.0	Tucker DeVries, Drake	18.8
Rebounds (349 ranked)	DJ Burns	139	4	143	Joel Soriano, St. John's (NY)	245	Tytan Anderson, UNI	187
Rebounds (Defensive) Per Game (348 ranked)					Dillon Jones, Weber St.	10.16	Tytan Anderson, UNI	6.95
Rebounds (Offensive) Per Game (350 ranked)	DJ Burns	47	1	3.05	Oscar Tshiebwe, Kentucky	5.88	DJ Burns, Murray St.	3.05
Rebounds Per Game (350 ranked)	DJ Burns	157	4	7.2	Oscar Tshiebwe, Kentucky	14.0	Tytan Anderson, UNI	9.4
Steals (308 ranked)	JaCobi Wood	183	11	30	Jaelen House, New Mexico	55	Lance Jones, Southern Ill.	39
Steals Per Game (347 ranked)	JaCobi Wood	216	9	1.50	Malique Jacobs, Kent St.	3.00	Lance Jones, Southern Ill.	1.86
Three Point Attempts (342 ranked)	Rob Perry	245	10	107	Darius McGhee, Liberty	229	Courvoisier McCauley, Indiana St.	168
Three Point Percentage (110 ranked)					Wheza Panzo, Stetson	49.1	Drew Friberg, Belmont	48.7
Three Pointers Per Game (341 ranked)	Rob Perry	334	9	1.85	Darius McGhee, Liberty	4.76	Drew Friberg, Belmont	3.52
Total 3-point FGM (332 ranked)	Rob Perry	306	9	37	Darius McGhee, Liberty	100	Drew Friberg, Belmont	74
Triple Doubles (1 ranked)					19 players tied	1		

2022-23 MURRAY STATE MEN'S BASKETBALL

2022-23 MSU NCAA RANKINGS

Statistic	National Rank	Conference Rank	Value	National Leader	Value	Conference Leader	Value
Assist/Turnover Ratio (352 ranked)	150	4	1.07	Virginia	1.78	Belmont	1.28
Assists Per Game (352 ranked)	283	8	11.8	Xavier	21.2	Belmont	15.6
Bench Points per game (352 ranked)	310	11	14.35	Fla. Atlantic	37.70	Missouri St.	26.60
Blocks Per Game (352 ranked)	211	6	3.0	Utah Valley	6.5	UIC	4.7
Effective FG pct (352 ranked)	242	8	0.497	Cornell	0.581	Belmont	0.551
Fastbreak Points (352 ranked)	88	1	11.40	TCU	21.11	Murray St.	11.40
Field Goal Percentage (352 ranked)	177	7	44.6	Gonzaga	51.8	Indiana St.	47.5
Field Goal Percentage Defense (352 ranked)	126	5	42.2	Tennessee	34.2	Bradley	39.6
Fouls Per Game (352 ranked)	71	3	15.5	Butler	12.6	UNI	14.6
Free Throw Attempts Per Game (352 ranked)	105	2	19.4	UTRGV	27.4	UIC	19.7
Free Throw Percentage (352 ranked)	104	5	73.5	Villanova	83.2	Illinois St.	80.1
Free Throws Made Per Game (352 ranked)	82	1	14.3	UTRGV	19.2	Murray St.	14.3
Rebound Margin (352 ranked)	161	5	1.8	Purdue	11.4	Bradley	4.4
Rebounds (Defensive) Per Game (352 ranked)	47	2	27.10	Alabama	32.79	Drake	27.48
Rebounds (Offensive) Per Game (352 ranked)	220	3	9.80	Saint Peter's	14.89	Missouri St.	11.00
Rebounds Per Game (352 ranked)	105	1	36.90	Alabama	46.37	Murray St.	36.90
Scoring Defense (352 ranked)	188	7	69.6	Houston	53.3	Southern Ill.	60.5
Scoring Margin (352 ranked)	199	8	1.6	Houston	22.9	Drake	10.4
Scoring Offense (352 ranked)	183	4	71.2	Gonzaga	86.5	Indiana St.	78.0
Steals Per Game (352 ranked)	314	12	5.2	Missouri	11.4	Southern Ill.	7.9
Three Point Attempts Per Game (352 ranked)	281	11	19.0	Chattanooga	31.3	Indiana St.	27.1
Three Point Percentage (352 ranked)	317	12	30.7	Utah St.	42.7	Belmont	40.4
Three Point Percentage Defense (352 ranked)	59	2	30.6	Tennessee	21.8	Drake	30.2
Three Pointers Per Game (352 ranked)	313	12	5.8	Cornell	11.7	Belmont	10.2
Turnover Margin (352 ranked)	215	10	-0.2	UNLV	7.3	UNI	1.8
Turnovers Forced Per Game (352 ranked)	323	12	10.90	Morgan St.	19.79	UIC	14.57
Turnovers Per Game (352 ranked)	34	1	11.1	Penn St.	8.8	Murray St.	11.1
Winning Percentage (352 ranked)	165	6	55.0	Col. of Charleston	95.5	Southern Ill.	76.2

2022-23 MURRAY STATE MEN'S BASKETBALL



Official Basketball Box Score - Final

Murray St. at Evansville

01/01/23 Ford Center, Evansville

2022-23 Men's Basketball

Game Time: 1:00 PM

Game Duration: 1:46

Attendance: 5,723

Officials: Rick Crawford, Bert Smith, Brooks Wells

Murray St. - 78

Record: 8-6 (3-1)

NO.	Name	Min	FG M-A	3P M-A	FT M-A	Rebounds OR DR TOT	Fouls PF FD	TP	AS	TO	ST	Blocks BS BA	+/-
13	Kenny White Jr.	F 29:31	4-9	2-5	1-2	0 5 5	2 1	11	2	2	0	1 1	11
52	Jamari Smith	F 32:09	7-15	0-2	0-0	1 2 3	1 1	14	1	0	0	0 0	6
55	DJ Burns	F 20:42	3-4	0-0	2-2	2 1 3	4 2	8	1	0	0	0 0	16
2	Rob Perry	G 36:17	6-12	2-4	0-0	0 8 8	0 3	14	2	0	3	1 0	20
24	JaCobi Wood	G 33:51	2-6	0-3	2-2	1 5 6	3 1	6	6	1	3	0 0	20
10	Quincy Anderson	17:59	2-6	1-3	5-6	0 3 3	1 3	10	2	0	0	0 0	1
11	Justin Morgan	14:20	5-9	3-6	2-2	1 0 1	2 1	15	0	0	1	0 0	9
14	Brian Moore, Jr.	08:33	0-0	0-0	0-0	0 1 1	1 1	0	0	2	0	0 0	-5
22	Sam Murray II	06:38	0-0	0-0	0-0	0 1 1	2 0	0	1	0	0	1 0	7
Team						2 3 5		0		0			
Totals			29-61	8-23	12-14	7 29 36	16 13	78	15	5	7	3 1	17

Shooting By Period			
1 st	FG%	16-33	48.5%
	3PT%	4-11	36.4%
	FT%	5-6	83.3%
2 nd	FG%	13-28	46.4%
	3PT%	4-12	33.3%
	FT%	7-8	87.5%
GM	FG%	29-61	47.5%
	3PT%	8-23	34.8%
	FT%	12-14	85.7%

Dead Ball Rebounds: 1, 0

Technical Fouls::NONE

Evansville - 61

Record: 4-11 (0-4)

NO.	Name	Min	FG M-A	3P M-A	FT M-A	Rebounds OR DR TOT	Fouls PF FD	TP	AS	TO	ST	Blocks BS BA	+/-
10	Yacine Toumi	F 32:43	2-12	1-1	6-7	0 5 5	2 4	11	0	2	2	0 0	-19
22	Sekou Kalle	F 19:08	1-2	0-0	2-3	1 1 2	2 3	4	1	0	0	0 0	-16
24	Preston Phillips	F 18:21	0-2	0-1	0-0	0 3 3	1 1	0	1	1	0	0 1	-11
4	Marvin Coleman	G 35:46	6-10	1-5	0-0	0 3 3	2 1	13	1	3	0	0 0	-11
20	Kenny Strawbridge	G 28:02	3-8	1-2	2-2	1 5 6	1 1	9	1	1	0	0 2	-29
1	Antoine Smith Jr.	31:30	4-8	1-5	2-4	0 3 3	4 2	11	0	1	0	0 0	-7
00	Gage Bobe	11:58	0-0	0-0	0-0	0 0 0	1 1	0	1	1	0	0 0	12
12	Chris Moncrief	08:01	0-2	0-0	1-2	0 1 1	0 1	1	0	1	0	1 0	-4
21	Gabe Spinelli	14:31	4-7	1-1	3-4	0 4 4	0 2	12	1	1	1	0 0	0
Team						3 1 4		0		0			
Totals			20-51	5-15	16-22	5 26 31	13 16	61	6	11	3	1 3	-17

Shooting By Period			
1 st	FG%	7-26	26.9%
	3PT%	1-6	16.7%
	FT%	6-10	60%
2 nd	FG%	13-25	52.0%
	3PT%	4-9	44.4%
	FT%	10-12	83.3%
GM	FG%	20-51	39.2%
	3PT%	5-15	33.3%
	FT%	16-22	72.7%

Dead Ball Rebounds: 3, 0

Technical Fouls::NONE

	MUR	EVV
Biggest lead	25 (1 st 5:00)	0 (1 st 20:00)
Best Scoring Run	15 (1 st 14:20)	6 (1 st 1:28)
Lead Changes	0	
Times Tied	0	
Time with Lead	38:42	00:00

Points from	MUR	EVV
Turnovers	15	6
Paint	38	22
Second Chance	6	5
Fast Breaks	20	12
Bench	25	24

Period by Period Scoring			
	1st	2nd	TOT
MUR	41	37	78
EVV	21	40	61





State Farm Missouri Valley Conference Men's Basketball Tournament

St. Louis, Mo. • March 2-5, 2023
Enterprise Center (Times Central)

Thursday, March 2

Friday, March 3

Saturday, March 4

Sunday, March 5

1 Seed

#8 Seed

Game 5 - 12 p.m.
MVC TV Network

Game 1 - 12 p.m.
MVC TV Network

#9 Seed

2:30 p.m.
CBS Sports Network

#4 Seed

Game 6 - 2:30 p.m.
MVC TV Network

#5 Seed

Game 2 - 2:30 p.m.
MVC TV Network

#12 Seed

1 p.m.
CBS Sports

MVC Champion

#2 Seed

Game 7 - 6:00 p.m.
MVC TV Network

#7 Seed

Game 3 - 6:00 p.m.
MVC TV Network

#10 Seed

5:00 p.m.
CBS Sports Network

#3 Seed

Game 8 - 8:30 p.m.
MVC TV Network

#6 Seed

Game 4 - 8:30 p.m.
MVC TV Network

#11 Seed



2022-23 MURRAY STATE MEN'S BASKETBALL



ENTER THE ARENA FROM LOT 5
THROUGH THE LOADING DOCK
SAME AS THE TEAM

MSU- NCAA GAME RECAPS

- MSU Coach Scott Edgar faced his mentor in Arkansas coach Nolan Richardson.
- MSU's big man, Popeye Jones, went head-to-head with Arkansas' Oliver Miller.

- The Racers fell behind 18-9 early on, but rallied to take the lead at 36-35.
- Jones was only one rebound from a double-double by half with the Racers trailing 43-39.
- MSU's final lead came with 12:28 remaining when Arkansas built an 11-point lead with 4:02 left.
- Frank Allen led the Racers with 25 points including 6-9 from three-point range, while Popeye had 17 points to go with 15 rebounds.
- Arkansas' Miller finished with 21 points and six rebounds

- MSU ran into a UNC team that featured Jerry Stackhouse and Rashed Wallace.

- Wallace limited because of an ankle injury, gave way to back up Serge Zwikker who scored a career-high 19 points.

- MSU battled to lead 42-41 at the intermission.
- MSU's dynamic duo of Marcus Brown and Vincent Rainey helped the Racer cause scoring 26 and 21 points.
- Rainey also added eight rebounds and six steals.

- In a game that was tied 35-35 at the half, the Racers held brief leads throughout the second half before falling behind by double-digits with eight minutes left.

- The Racers battled back but never regained the lead.

- MSU held Duke to 37 percent shooting, but could only manage the same percentage in hitting 29 field goals in the game.
- Vincent Rainey led the Racers with 23 points to go along with 10 rebounds.
- DT Mayes added 17 with 11 coming from Arnell Hamilton and 10 from Chad Townsend. Mayes also had a double-double with 10 rebounds.

- The Murray State Racers went into the 1998 NCAA Tournament with their first national ranking in 27 years (25th by the Associated Press) and a ninth seed the best in program history.

- But hopes dashed early when URI jumped in front 44-24 at the half.
- Isacc Spencer led the way for MSU with 18 points, while DT Mayes tossed in 16.
- Chad Townsend, Duane Virgil and Michael Floyd also scored in double-figures.
- MSU finished the season with a program record 29 wins.

- The Murray State Racers battled eventual Final Four team Ohio State.
- The Racers only managed to hit 27 percent from the field on 18-of-66.

- Aubrey Reese was the lone bright spot for MSU with 26 points on 6-of-15 shooting plus 11-of-14 from the line.
- Duane Virgil grabbed a game-high 11 rebounds.
- The game saw Isaac Spencer go down with a lower back injury which limited him to only 19 minutes of playing time. Spencer ended the day with seven points and three rebounds.
- Marlon Towns was limited as well because of a toe injury.

- MSU's Justin Burdine did his best to pay tribute to the great Michael Jordan by hitting four three-pointers in the first half for a robust 14 points in the United Center.

- The Bulldogs blasted MSU 43-29 in the second half to win the game going away.
- Cuthbert Victor led the Racers with 23 points on 10-of-20 shooting.
- Burdine finished the game with 21 points on 7-of-20 from the field and 5-of-11 from 3-point range.
- MSU's James Singleton returned to his hometown and ended the game with a double-double with 11 points and 12 rebounds.

Murray State vs Arkansas 03-19-92**Bradley Center - Milwaukee, Wisc.**

(14) Murray State	39	30	69
(03) Arkansas	43	37	80

Murray State vs North Carolina 03-17-95**Leon County Civic Center -Tallahassee, Fla.**

(15) Murray State	42	28	70
(02) North Carolina	41	39	80

Murray State vs Duke 03-14-97**Charlotte Coliseum - Charlotte, N.C.**

(15) Murray State	35	33	68
(02) Duke	35	36	71

Murray State vs Rhode Island 03-13-98**Myriad Center - Oklahoma City, Okla.**

(09) Murray State	24	50	74
(08) Rhode Island	44	53	97

Murray State vs Ohio State 03-11-99**RCA Dome - Indianapolis, Ind.**

(13) Murray State	21	37	58
(04) Ohio State	32	40	72

Murray State vs Georgia 03-15-02**United Center - Chicago, Ill.**

(14) Murray State	39	29	68
(03) Georgia	43	43	85

OVC-NCAA TOURNAMENT LIST

1953 First Round (East, Fort Wayne, Ind.)
Notre Dame 72, Eastern Kentucky 57

1956 First Round (Midwest, Fort Wayne, Ind.)
Morehead State 107, Marshall 92
Regional Semifinal (Midwest, Iowa City, Iowa)
Iowa 97, Morehead State 83
Regional Third Place (Midwest, Iowa City, Iowa)
Morehead State 95, Wayne State 84

1957 First Round (Mideast, Columbus, Ohio)
Pittsburgh 86, Morehead State 85

1958 First Round (Mideast, Evanston, Ill.)
Notre Dame 94, Tennessee Tech 61

1959 First Round (Mideast, Lexington, Ky.)
Louisville 77, Eastern Kentucky 63

1960 First Round (Mideast, Lexington, Ky.)
Western Kentucky 107, Miami (Fla.) 84
Regional Semifinal (Mideast, Louisville, Ky.)
Ohio State 98 (eventual Champion), Western Ky. 79
Regional Third Place (Mideast, Louisville, Ky.)
Western Kentucky 97, Ohio 87

1961 First Round (Mideast, Louisville, Ky.)
Morehead State 71, Xavier 66
Regional Semifinal (Mideast, Louisville, Ky.)
Kentucky 71, Morehead State 64
Regional Third Place (Mideast, Louisville, Ky.)
Louisville 83, Morehead State 61

1962 First Round (Mideast, Lexington, Ky.)
Western Kentucky 90, Detroit 81
Regional Semifinal (Mideast, Iowa City, Iowa)
Ohio State 93, Western Kentucky 73
Regional Third Place (Mideast, Iowa City, Iowa)
Butler 87, Western Kentucky 86 (OT)

1963 First Round (Mideast, Evanston, Ill.)
Loyola (Ill.) 111 (eventual NCAA Champ), TTU 42

1964 First Round (Mideast, Evanston, Ill.)
Loyola (Ill.) 101, Murray State 91

1965 First Round (Mideast, Bowling Green, Ky.)
DePaul 99, Eastern Kentucky 52

1966 First Round (Mideast, Kent, Ohio)
Western Kentucky 105, Loyola (Ill.) 86
Regional Semifinal (Mideast, Iowa City, Iowa)
Michigan 80, Western Kentucky 79
Regional Third Place (Mideast, Iowa City, Iowa)
Western Kentucky 82, Dayton 62

1967 First Round (Mideast, Lexington, Ky.)
Dayton 69, Western Kentucky 67 (OT)

1968 First Round (Mideast, Kent, Ohio)
East Tennessee 79, Florida State 69
Regional Semifinal (Mideast, Lexington, Ky.)
Ohio State 79, East Tennessee 72
Regional Third Place (Mideast, Lexington, Ky.)
Marquette 69, East Tennessee 57

1969 First Round (Mideast, Carbondale, Ill.)
Marquette 82, Murray State 62

MSU- NCAA GAME RECAPS

• Falling behind 35-28 at the half, the Racers saw the Illini build a 15-point lead with 9:55 left.

- OVC Player of The Year Cuthbert Victor led MSU with 15 points on 5-of-8 shooting, he also had a team-best seven rebounds.
- Chris Shumate added 13 as the only other Racer in double-figures.
- MSU had trouble defending Illinois' Dee Brown who ended the game with 21 points.
- MSU shot 34 percent for the game.

Murray State vs Illinois		03-19-04	
Nationwide Arena - Columbus, Ohio			
(12) Murray State	28	25	53
(05) Illinois	35	37	72

• MSU held a 31-30 lead at half and still led by three with 8:50 remaining in the game.

- Darnell Hopkins tied the game at 65-65 with a jumper, but Tyler Hansbrough gave UNC the lead again with a baseline jumper with :43 left.
- MSU's final try was a three-pointer from the corner by Trey Pearson. The shot rimmed off and the Racers were close but still lost 69-65.
- Pearson finished with 18 points on 4-of-8 from 3-point range
- Issian Redding came off the bench to score 12, with Justin Orr scoring 10.
- Shawn Witherspoon was off to a great start with five points and four rebounds in the first eight minutes of the game. However, he broke a bone in his right foot and had to leave the game.

Murray State vs North Carolina		03-17-06	
Dayton Arena - Dayton, Ohio			
(14) Murray State	31	34	65
(03) North Carolina	30	39	69

• The Racers won the program's second game in the NCAA Tournament and their first since 1988.

- With MSU trailing by a point with 4.3 seconds remaining, Isacc Miles took the baseline inbounds pass and hit Danero Thomas with a pass. The senior took on dribble and hit a free throw line jumper at the buzzer to give MSU a big win.
- MSU outrebounded Vandy 39-22 and hit 7-of-15 from three-point range.
- Isacc Miles scored 17 points, while B.J. Jenkins added 15 with five assists.
- Isaiah Canaan came off the bench and hit a pair of threes and scored eight points.

Murray State vs Vanderbilt			03-18-10
HP Pavilion - San Jose, Calif.			
(13) Murray State	36	30	66
(04) Vanderbilt	32	33	65

• The Racers NCAA run to the Sweet 16 ended with a bitter two-point loss to eventual national runner-up Butler.

- MSU had the ball and were down by two points with :17 remaining, but were unable to get a shot off and possibly tie or win the game like they did two days before against Vanderbilt.
- The Racers were plagued by turnovers and finished the day on 18 which was only one more than their field goal total of 19.
- MSU only hit 5-of-12 from the free throw line.
- Isaiah Canaan was MSU's only double-figure scorer with 14 points and he was 4-of-4 from 3-point range.

Murray State vs Butler			03-20-10
HP Pavilion - San Jose, Calif.			
(13) Murray State	26	26	52
(05) Butler	22	32	54

• The Racers scored their second NCAA Tournament win in the last three years.

- As No. 6 seed MSU wore the home white uniforms for the first time in their 15 NCAA appearances.
- MSU started the season 23-0 and were ranked in the top-10 in national rankings for most of the season, after getting their highest seed of No. 6.
- Trailing by a point at the half, MSU started the second half on a 18-2 run. They limited the Rams to just 17 points on just 7-of-25 shooting, including going 0-for-7 from behind the arc.
- MSU's 31st win tied the program record that was set in the 2009-10 season.
- Isaiah Canaan scored 15 points and Donte Poole scored 13. Ivan Aska had eight rebounds.

Murray State vs Colorado State		03-15-12	
KFC Yum! Center - Louisville, Ky.			
(11) Colorado State	24	17	41
(06) Murray State	23	35	58

• MSU was trying to become the first team from the Ohio Valley Conference to win two games in the tournament since 1971.

- This was the third time in school history that the Racers had gotten to one win from advancing to the NCAA Sweet 16.
- Trailing by four with 13:01 remaining, the Racers hit back-to-back threes from Donte Poole and Isaiah Canaan and a 12-3 run put them in front 46-41 with 7:36 remaining.
- Marquette answered with a game-changing 13-2 run over the next 3:14 to lead 55-48 with 3:07 remaining.
- Canaan scored 16 points, while Jewuan Long added 12. Ed Daniel grabbed 14 rebounds and Ivan Aska 10.

Murray State vs Marquette		03-17-12		
KFC Yum! Center - Louisville, Ky.				
(06) Murray State	28	25	53	
(03) Marquette	25	37	62	

OVC-NCAA TOURNAMENT LIST

1970 First Round (Mideast, Dayton, Ohio)
Jacksonville 109, Western Kentucky 96

1971 First Round (Mideast, South Bend, Ind.)
Western Kentucky 74, Jacksonville 72
Regional Semifinal (Mideast, Athens, Ga.)
Western Kentucky 107, Kentucky 83
Regional Final (Mideast, Athens, Ga.)
Western Kentucky 81, Ohio State 78 (OT)
National Semifinal (Final Four - Houston, Texas)
Villanova 92, Western Kentucky 89 (2OT)
National Third Place (Final Four - Houston, Texas)
Western Kentucky 77, Kansas 75

1972 First Round (Mideast, Knoxville, Tenn.)
Florida State 83, Eastern Kentucky 81

1973 First Round (Mideast, Dayton, Ohio)
Austin Peay 77, Jacksonville 75
Regional Semifinal (Mideast, Nashville, Tenn.)
Kentucky 106, Austin Peay 100 (OT)
Regional Third Place (Mideast, Nashville, Tenn.)
Marquette 88, Austin Peay 73

1974 First Round (Mideast, Terre Haute, Ind.)
Notre Dame 108, Austin Peay 66

1975 First Round (Mideast, Lexington, Ky.)
Oregon State 78, Middle Tennessee 67

1976 First Round (Mideast, Dayton, Ohio)
Marquette 79, Western Kentucky 60

1977 First Round (Mideast, Baton Rouge, La.)
Detroit 93, Middle Tennessee 76

1978 First Round (Mideast, Knoxville, Tenn.)
Western Kentucky 87, Syracuse 86 (OT)
Regional Semifinal (Mideast, Dayton, Ohio)
Michigan State 90, Western Kentucky 69

1979 First Round (Mideast, Murfreesboro, Tenn.)
#8 Tennessee 97, #9 Eastern Kentucky 81

1980 First Round (Mideast, Bowling Green, Ky.)
#7 Virginia Tech 89, #10 Western Kentucky 85 (OT)

1981 First Round (Mideast, Tuscaloosa, Ala.)
#7 UAB 93, #10 Western Kentucky 68

1982 First Round (Mideast, Nashville, Tenn.)
#11 Middle Tennessee 50, #6 Kentucky 44
Second Round (Mideast, Nashville, Tenn.)
#3 Louisville 81, #11 Middle Tennessee 56

1983 First Round (East, Hartford, Conn.)
#6 Syracuse 74, Morehead State 59

1984 Opening Round (Dayton, Ohio)
Morehead State 70, North Carolina AT&T 69
First Round (Mideast, Milwaukee, Wis.)
#5 Louisville 72, #12 Morehead State 59

1985 First Round (Southeast, South Bend, Ind.)
#2 North Carolina 76, #15 Middle Tennessee 57

1986 First Round Midwest, Minneapolis, Minn.)
#2 Michigan 70, #15 Akron 64

MSU- NCAA GAME RECAPS

- The Murray State Racers took on the 18th ranked West Virginia Mountaineers.
- In their last games in the Blue and Gold of Murray State, Terrell Miller, Jr., and Jonathan Stark made their 55th consecutive start and end their MSU careers with 128 starts combined.
- Miller set the Murray State rebound record for the NCAA Tournament when he pulled in 17, while adding a season-best 27 points.
- Stark, the OVC's leading scorer for a second-straight season, came into the NCAA game averaging 21.8 points per game, but was held to nine.
- Freshman Ja Morant added 14 points a pair of assists.

Murray State vs West Virginia		03-17-18	
<u>Viejas Arena - San Diego, Calif.</u>			
(12) Murray State	39	39	68
(05) West Virginia	38	47	85

OVC-NCAA TOURNAMENT LIST**1987 First Round (Southeast, Birmingham, Ala.)**

#14 Austin Peay 68, #3 Illinois 67
 First Round (East Region, Charlotte, N.C.)
 #5 Notre Dame 84, #12 Middle Tennessee 71
 Second Round (Southeast, Birmingham, Ala.)
 #6 Providence 90, #14 Austin Peay 87 (OT)

1988 First Round (Midwest, Lincoln, Neb.)

#14 Murray State 78, #3 North Carolina State 75
 Second Round (Midwest, Lincoln, Neb.)
 #6 Kansas 61, #14 Murray State 58

1989 First Round (Southeast, Nashville, Tenn.)

#13 Middle Tennessee 97, #4 Florida State 83
 Second Round (Southeast, Nashville, Tenn.)
 #5 Virginia 104, #13 Middle Tennessee 88

1990 First Round (Southeast, Knoxville, Tenn.)

#1 Michigan State 75, #16 Murray State 71 (OT)

1991 First Round (Southeast, Atlanta, Ga.)

#4 Alabama 89, #13 Murray State 79

1992 First Round (Midwest, Milwaukee, Wis.)

#3 Arkansas 80, #14 Murray State 69

1993 First Round (Southeast, Orlando, Fla.)

#2 Seton Hall 81, #15 Tennessee State 59
 1994 First Round (Southeast, St. Petersburg, Fla.)
 #3 Kentucky 83, #14 Tennessee State 70

1995 First Round (Southeast, Tallahassee, Fla.)

#2 North Carolina 80, #15 Murray State 70

1996 First Round (Southeast, Orlando, Fla.)

#3 Georgia Tech 90, #14 Austin Peay 79

1997 First Round (Southeast, Charlotte, N.C.)

#2 Duke 71, #15 Murray State 68

1998 First Round (Midwest, Oklahoma City)

#8 Rhode Island 97, #9 Murray State 74

1999 First Round (South, Indianapolis, Ind.)

#4 Ohio State 72, #13 Murray State 58

2000 First Round (West, Salt Lake City, Utah)

#4 LSU 64, #13 Southeast Missouri 61

2001 First Round (Midwest, Kansas City, Mo.)

#2 Arizona 101, #15 Eastern Illinois 76

2002 First Round (East, Chicago, Ill.)

#3 Georgia 85, #14 Murray State 68

2003 First round (East, Birmingham, Ala.)

#4 Louisville 86, #13 Austin Peay 64

2004 First Round (Atlanta, Columbus, Ohio)

#5 Illinois 72, #12 Murray State 53

2005 First Round (Austin, Indianapolis, Ind.)

#2 Kentucky 72, #15 Eastern Kentucky 64

2006 First Round (D.C. - Dayton, Ohio)

#3 North Carolina 69, #14 Murray State 65

2007 First Round (East, Winston-Salem, N.C.)

#1 North Carolina 86, #16 Eastern Kentucky 65

2008 First Round (South, North Little Rock, Ark.)

#2 Texas 74, #15 Austin Peay 54

2009 Opening Round (Midwest, Dayton, Ohio)

#16 Morehead State 58, #16 Alabama State 43
 First Round (Midwest, Dayton, Ohio)
 #1 Louisville 74, #16 Morehead State 54

2010 First Round (West, San Jose, Calif.)

#13 Murray State 66, #4 Vanderbilt 65
 Second Round (West, San Jose, Calif.)
 #5 Butler 54, #13 Murray State 52

2011 Second Round (Southwest, Denver, Colo.)

#13 Morehead State 62, #4 Louisville 61
 Third Round (Southwest, Denver, Colo.)
 #12 Richmond 65, #13 Morehead State 48

2012 Second Round (West, Louisville, Ky.)

#6 Murray State 58, #11 Colorado State 41
 Third Round (West, Louisville, Ky.)
 #3 Marquette 62, #6 Murray State 53

2013 Second Round (West, Salt Lake City, Utah)

#6 Arizona 81, #11 Belmont 64

2014 Second Round (South, St. Louis, Mo.)

#2 Kansas 80, #15 Eastern Kentucky 69

2015 Second Round (East, Charlotte, N.C.)

#2 Virginia 79, #15 Belmont 67

2016 First Round (South, Des Moines, Iowa)

#1 Kansas 105, #16 Austin Peay 79

2017 First Round (Midwest, Indianapolis, Ind.)

#2 Louisville 78, #15 Jacksonville State

2017 First Round (East, San Diego, Calif.)

#5 West Virginia 85, #12 Murray State 68

OVC All-Time NCAA Tournament Record: 24-69

RECENT OVC NBA DRAFT PICKS

Yr	Rd	Pick	Player	School	Team
1971	1	10	Clarence Glover	WKU	Celtics
	2	23	Jim McDaniels	WKU	Sonics
	2	28	Jim Rose	WKU	Celtics
	5	71	Hector Blondet	MUR	Blazers
	6	88	Jim Day	MOR	Blazers
	9	144	Ron Johnston	MUR	Bullets
	11	173	Jerome Perry	WKU	Sonics
	12	193	Ken Riley	MTS	Bulls
	12	194	Carl Greenfield	EKU	Knicks
1972	7	107	Jerry Dunn	WKU	Sonics
1973	7	119	Eddie Childress	APSU	Bucks
	9	142	Les Taylor	MUR	Cavs
	14	191	Charles Mitchell	EKU	Cavs
1974	8	134	Leonard Coulter	MOR	Sonics
1975	5	82	Mike Odems	WKU	Cavs
1976	6	97	Carl Brown	EKU	Suns
	7	118	Frank Jones	TTU	Braves
	7	120	Johnny Britt	WKU	Cavs
	8	138	Tim Sisneros	MTSU	Cavs
	9	152	Fly Williams	APSU	76ers
1977	6	132	Grover Woolard	MUR	Lakers
1978	4	80	Otis Howard	APSU	Bucks
	10	193	Mike Muff	MUR	Warriors
1979	5	97	Jim Tillman	EKU	Bucks
	5	99	Greg Joyner	MTSU	Clippers
	8	161	Delbert Watson	ETSU*	Rockets
	9	184	Gary Hooker	MUR	Bullets
1980	4	85	Billy Bryant	WKU	76ers
	4	89	Gary Hooker	MUR	Sonics
	9	197	Jim Tillman	EKU	Sonics
	10	201	Leroy Coleman	MTSU	Jazz
1981	3	64	Tom Baker	EKU	Spurs
	9	8	Andrew Burton	APSU	Nuggets
1982	4	89	Jerry Beck	MTSU	Bucks
	4	90	Craig McCormick	WKU	Lakers
	8	164	Rick Campbell	MTSU	Jazz
1983	6	119	Glen Green	MUR	Nuggets
	6	132	Tony Wilson	WKU*	Sonics
1984	4	91	Earl Harrison	MOR	76ers
	6	118	Jeff Tipton	MOR	Bulls
	8	179	Ricky Tunstall	YSU	Knicks
	10	207	Gary Carver	WKU	Pacers
1985	5	100	Mike Lahm	MUR	Pistons
1986	7	154	Kim Cooksey	MTSU	Mavs
1987	2	32	Bob McCann	MOR	Bucks
	2	36	Duane Washington	MTSU	Bullets
	4	87	Darryl Bedford	APSU	Bucks
1988	3	53	Anthony Mason	TSU	Blazers
	3	56	Barry Sumpter	APSU	Spurs
1989	2	31	Jeff Martin	MUR	Clippers
1990	2	50	Milos Babic	TTU	Suns
1992	2	41	Popeye Jones	MUR	Rockets
	2	54	Brett Roberts	MOR	Kings
1993	2	36	John Best	TTU	Nets
1994	1	11	Carlos Rogers	TSU	Sonics
1996	2	46	Marcus Brown	MUR	Blazers
1997	2	34	Bubba Wells	APSU	Mavs
2001	2	29	Trenton Hassell	APSU	Bulls
	2	43	Kyle Hill	EIU	Mavs
2004	2	48	Ricky Minard	MOR	Kings
2009	2	58	Lester Hudson	UTM	Celtics
2011	1	22	Kenneth Faried	MOR	Nuggets
2012	2	47	Kevin Murphy	TTU	Jazz
2013	2	34	Isaiah Canaan	MUR	Rockets
2015	1	14	Cameron Payne	MUR	Thunder