



UTAH VALLEY UNIVERSITY MEN'S BASKETBALL

Jason Erickson | Asst. AD - Communications | E: Jason.Erickson@uvu.edu | C: 303-946-6774 | O: 801-863-5451

2022-23 SCHEDULE

Overall: 26-8 | Home: 13-1 | Away: 11-5 | WAC: 15-3 | Neutral: 2-2

Date	Opponent	Time (MT)/Result
Nov. 07	at Utah State (MW Network)	L, 58-75
Nov. 09	Western Colorado (ESPN+)	W, 91-64
Nov. 12	Northern Arizona (ESPN+)	W, 73-69
Nov. 15	at Wake Forest (ACC Network)	L, 65-68(OT)
Nov. 18	^vs. Morgan State	L, 72-73(OT)
Nov. 20	^vs. Green Bay	W, 79-56
Nov. 26	at Boise State (MW Network)	L, 69-87

Dec. 03	Long Beach State (ESPN+)	W, 88-78
Dec. 07	at BYU (BYUtv)	W, 75-60
Dec. 10	at Northern Arizona (ESPN+)	W, 80-75(OT)
Dec. 13	SAGU-AIC (ESPN+)	W, 100-54
Dec. 16	Antelope Valley (ESPN+)	W, 80-54
Dec. 20	at Oregon (Pac-12 Network)	W, 77-72
Dec. 29	*Sam Houston (ESPN+)	W, 80-64
Dec. 31	*Utah Tech (ESPN+)	W, 71-60

Jan. 05	*at UT Arlington (ESPN+)	W, 72-64
Jan. 07	*at UTRGV (ESPN+)	W, 75-61
Jan. 11	*at California Baptist (ESPN+)	W, 71-67
Jan. 14	*Seattle U (ESPN+)	L, 80-85
Jan. 18	*Abilene Christian (ESPN+)	W, 84-54
Jan. 21	*at Grand Canyon (ESPN+)	W, 76-74
Jan. 26	*at Southern Utah (ESPN+)	L, 67-79
Jan. 28	*New Mexico State (ESPN+)	W, 77-72

Feb. 02	*at Utah Tech (ESPN+)	W, 76-69
Feb. 08	*California Baptist (ESPN+)	W, 71-55
Feb. 11	*Southern Utah (ESPN+)	W, 90-83
Feb. 18	*at Seattle U (ESPN+)	W, 67-58
Feb. 23	*at Tarleton (ESPN+)	L, 58-77
Feb. 25	*at Abilene Christian (ESPN+)	W, 66-62

Mar. 01	*UT Arlington (ESPN+)	W, 78-59
Mar. 03	*Stephen F. Austin (ESPN+)	W, 113-69
Mar. 09	lvs. #7 Tarleton (ESPN+)	W, 72-58
Mar. 10	lvs. #3 Southern Utah (ESPN+)	L, 88-89
Mar. 15	\$at New Mexico (ESPN+)	W, 83-69
Mar. 19	\$at Colorado (ESPN+)	7:30 p.m. MT

Bold denotes home game | Home games played at UCCU Center
 ^Jersey Mike's Jamaica Classic (Montego Bay, Jamaica)
 *WAC game | ESPN+ (ESPN.com/Watch)
 !2023 WAC Tournament (Las Vegas, Nevada)
 \$National Invitational Tournament

UVU Mbb Social Media



UtahValleyWolverines / UVUmmb



@GoUVU / @UVUmmb



@GoUVU / @UVUmmb



UTAH VALLEY (26-8) AT COLORADO (18-16)

SUNDAY, MARCH 19, 2023 | 7:30 P.M. (MT) | BOULDER, CO | CU EVENTS CENTER

Location Boulder, Colorado
 Site CU Events Center (11,064)
 Video Stream ESPN (PxP: Roxy Bernstein | Analyst: Noah Savage)
 Radio ESPN 960 AM/92.1 FM (PxP: Jim McCulloch)
 Live Stats UVUstats.com
 All-Time Series First Meeting
 Last Meeting N/A
 UVU Streak W1
 CU Streak W1



UTAH VALLEY WOLVERINES

Head Coach Mark Madsen
 Alma Mater Stanford, '00
 Career Record (Yr.) 68-50 (4th)
 Record at UVU (Yr.) Same



COLORADO BUFFALOES

Head Coach Tad Boyle
 Alma Mater Kansas, '85
 Career Record (Yr.) 328-237 (17th)
 Record at CU (Yr.) ..272-171 (13th)

OPENING TIP

- After picking up an 83-69 road win at New Mexico on Wednesday night, Utah Valley travels to Boulder, Colorado to play a first-ever matchup against Pac-12 foe Colorado in the second round of the National Invitational Tournament (NIT) on Sunday night. Tip-off is set for 7:30 p.m. (MT) on ESPN.
- Justin Harmon scored a career-high 32 points and Tim Fuller added a 14-point, 10-rebound double-double to lead Utah Valley to an 83-69 win over New Mexico in the first round NIT on Wednesday night at The Pit in Albuquerque. The win is the first-ever NIT win for the Wolverines.
- Utah Valley's 26 wins are the most in program history, breaking the previous record of 25 set during the 2018-19 season. UVU's 11 wins are tied with seven other teams for the most road wins in the country this season. The 11 road wins are the most in UVU history.
- Utah Valley secured its third WAC regular season title this year. It marks the third overall WAC regular season championship for UVU (2014, 2021, 2023) and its second in the last three years under head coach Mark Madsen. Utah Valley finished atop the WAC standings with an 15-3 record.
- Utah Valley head coach Mark Madsen has been named a finalist for the 2022-23 Hugh Durham National Coach of the Year award. The Hugh Durham Award is presented annually to the top Division I mid-major coach in college basketball.
- Aziz Bandaogo has been named one of 15 finalists for the 2023 Lefty Driesell Defensive Player of the Year Award. He ranks in the top-15 nationally in six statistical categories. He ranks third in blocks (99), fourth in blocks per game (2.91), sixth in rebounds (348), 11th in rebounds per game (10.2), 12th in defensive rebounds per game (7.35), and 14th double-doubles (15). Bandaogo's 99 swats are the most blocks in UVU single season history, surpassing Emanuel Olojakpoke's record of 81 blocks set during the 2019-20 season.
- UVU earned numerous postseason WAC honors highlighted by Aziz Bandaogo earning WAC Defensive Player of the Year and Newcomer of the Year, and head coach Mark Madsen being named the WAC Coach of the Year. Bandaogo, Le'Tre Darthard, and Trey Woodbury earned First Team All-WAC honors.
- Utah Valley has hit the 20-win mark for a second straight season. This year's team made it to 20 wins faster than any team in UVU history in the program's full Division I status era. It's only the second time that the Wolverines have won 20-plus games in back-to-back seasons.
- Utah Valley is the top shot blocking team in the nation with 229 blocks and a 6.7 blocks per game average. The Wolverines are the only team in the country with 200 or more blocks this season. Utah Valley's 229 blocks are the most swats ever recorded in a single season in program history, breaking the previous record of 157 set during the 2019-20 season.
- Mark Madsen is in his fourth season as the head coach of the Wolverines. The two-time NBA champion, former Los Angeles Lakers assistant coach, and former Stanford basketball star led his team to back-to-back 20-win seasons. He guided the UVU to just its second WAC regular season title in 2021—the team's first championship since 2014. He is just the third head coach in UVU's Division I history. He was a two-time NBA champion as a player with the Lakers (2001 and 2002) before spending six seasons with the Minnesota Timberwolves.

PROJECTED STARTERS



4
Trey Woodbury
 6-4 / 200 / G / Sr.
 Las Vegas, Nevada

P R A
 13.4 5.7 4.5



1
Le'Tre Darthard
 6-4 / 180 / G / Jr.
 Denton, Texas

P R A
 14.0 3.5 1.5



0
Justin Harmon
 6-4 / 180 / G / Jr.
 Chicago, Illinois

P R A
 13.7 3.6 2.9



5
Tim Fuller
 6-9 / 235 / F / Sr.
 Gilbert, Arizona

P R B
 6.6 4.9 1.4

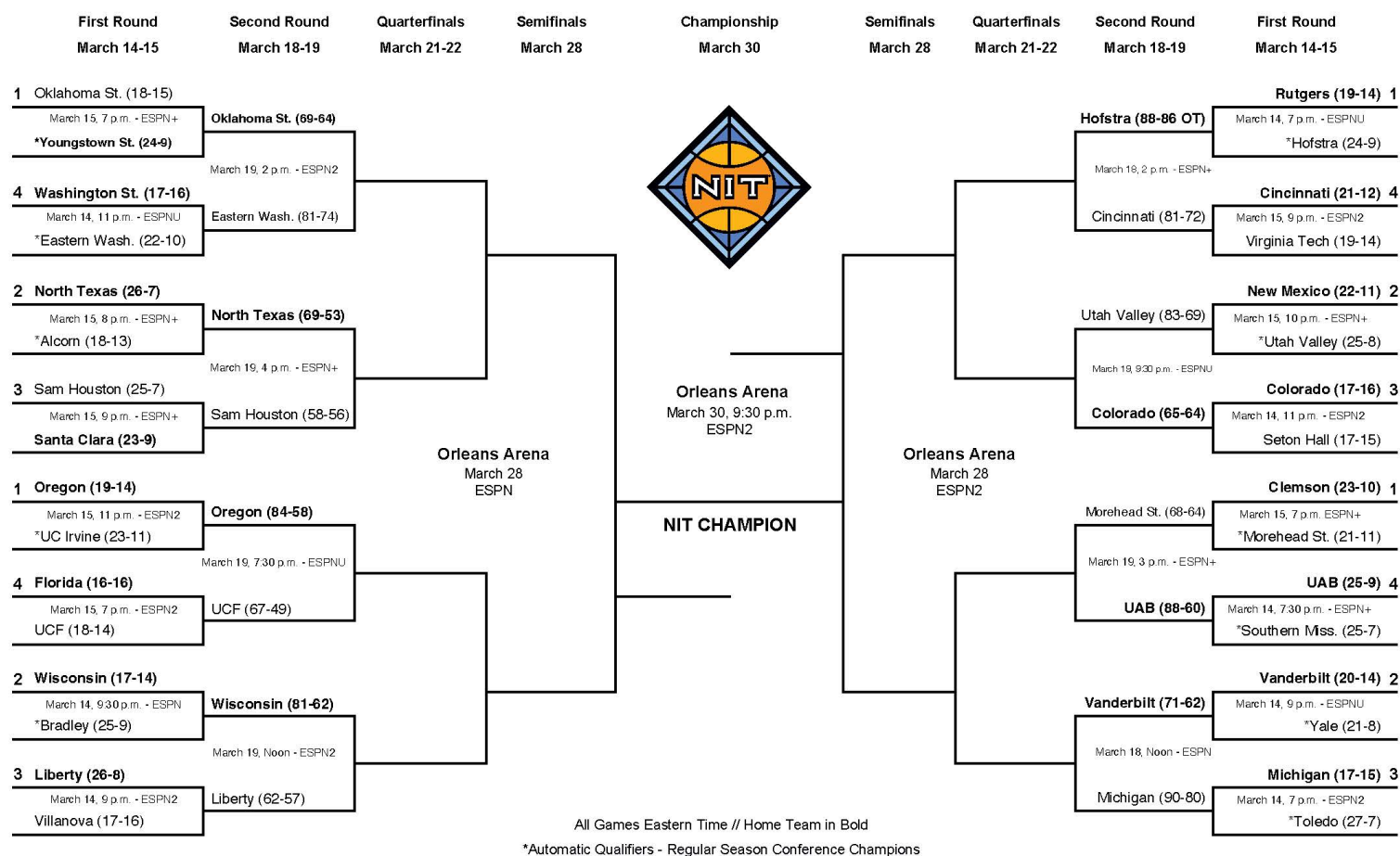


55
Aziz Bandaogo
 7-0 / 230 / C / So.
 Senegal, Africa

P R B
 11.4 10.2 2.9

Based on previous game starting lineup

2023 NATIONAL INVITATION TOURNAMENT



UVU MAKES SIXTH APPEARANCE IN A NATIONAL POSTSEASON TOURNAMENT

Utah Valley's selection to play in the National Invitational Tournament marks the team's sixth appearance in a postseason national tournament and first since 2019. It is the second time that the Wolverines have played in the NIT. UVU's lone appearance in the NIT was in 2014 when the team dropped a 77-64 decision at California in the first round. UVU's first-ever appearance in a national postseason tournament was in the Collegelnisder.com Tournament was a 72-69 loss to Weber State in Ogden. UVU picked up its first-ever national postseason wins in 2017 with victories over Georgia Southern and Rice en route to a loss at eventual champion Wyoming in the College Basketball Invitational (CBI) Final Four. The 2019 first round CBI game against Eastern Washington is the only national postseason tournament home game in UVU history. This year's NIT appearance is the first national postseason appearance for the Wolverines under head coach Mark Madsen.

UVU Overall Record in Postseason National Tournaments: 5-5

National Invitational Tournament Record: 1-1

CollegeInsider.com Tournament Record: 0-1

College Basketball Invitational Record: 4-3

Mark Madsen National Postseason Tournament Record: 1-0

All-Time Results in Postseason National Tournaments

March 13, 2012	CollegelInsider.com Tournament	Weber State def. Utah Valley, 72-69	Ogden, Utah
March 19, 2014	National Invitational Tournament	California def. Utah Valley, 77-64	Berkeley, Calif.
March 15, 2017	College Basketball Invitational	Utah Valley def. Georgia Southern, 74-49	Statesboro, Georgia
March 20, 2017	College Basketball Invitational	Utah Valley def. Rice, 85-79	Houston, Texas
March 22, 2017	College Basketball Invitational	Wyoming def. Utah Valley, 74-68	Laramie, Wyoming
March 13, 2018	College Basketball Invitational	Utah Valley def. Eastern Washington, 87-65	Orem, Utah
March 19, 2018	College Basketball Invitational	San Francisco def. Utah Valley, 78-73	San Francisco, Calif.
March 19, 2019	College Basketball Invitational	Utah Valley def. CSUN, 92-84	Orem, Utah
March 25, 2019	College Basketball Invitational	USF def. Utah Valley, 66-57	Tampa, Florida
March 15, 2023	National Invitational Tournament	Utah Valley def. New Mexico, 83-69	Albuquerque, N.M.
March 19, 2023	National Invitational Tournament	Utah Valley at Colorado	Boulder, Colo.



GENERAL INFORMATION

COACHING STAFF

TEAM INFORMATION

BASKETBALL SUPPORT STAFF

Athletic Department

Office Phone	(801) 863-8998
Fax	(801) 863-8813
Ticket Information	(801) 863-8653
Mailing Address	Utah Valley University Athletics - MS 104 800 W. University Parkway Orem, Utah 84058



Colorado enters Sunday night's game with an 18-16 overall record. The Buffaloes finished eighth in the Pac-12 this season with an 8-12 league record. The team dropped an 80-69 decision to UCLA in the quarterfinals of the Pac-12 Tournament. Colorado got past Seton Hall in the first round of the NIT, defeating the Pirates 65-64 on Wednesday night in Boulder. Graduate guard Ethan Wright led the Buffs with 18 points off the bench, including four three-pointers. Junior forward Tristan da Silva scored 14, while sophomore guard Julian Hammond III was also in double figures with 10 points. da Silva leads the Buffs in scoring at 16.0 points a game, followed closely by sophomore guard KJ Simpson at 15.9 a game. As a team, Colorado averages 69.9 points a game while limiting opponents to a 66.7 points per game average.

Utah Valley and Colorado will meet for first time on the basketball hardwood on Sunday night. Utah Valley holds an all-time 4-10 record against teams from the Pac-12 Conference. UVU has won each of its last two matchups against Pac-12 opponents, taking a 77-72 win at Oregon on Dec. 20, 2022 in Eugene and a 68-52 win at Washington on Dec. 21, 2021.

ALBUQUERQUE—Justin Harmon scored a career-high 32 points and Tim Fuller added a 14-point, 10-rebound double-double to lead Utah Valley to an 83-69 win over New Mexico in the first round of the National Invitational Tournament (NIT) on Wednesday night at The Pit in Albuquerque.

Utah Valley improves to 26-8 overall and becomes the first team in UVU history to reach the 26-win mark. The Wolverines also improve to 11-5 on the road. The 11 road wins are tied for the most road wins in the nation this season.

Utah Valley held the lead for all but 1:35 seconds of the game and built a 13-point 46-33 advantage at the half. The Wolverines held the lead and never trailed in the second half to secure the 83-69 win—the team's first-ever NIT victory.

Harmon scored his 32 points on 13 of 20 shooting, including a 2 of 4 mark from long range. He pulled down three rebounds and dished out three assists in his 34 minutes of play.

Tim Fuller recorded his fourth double-double of the season with 14 points and 10 rebounds. The 14 points match a season high for the senior forward. Fuller also had two assists with a pair of blocks.

Trey Woodbury neared a triple-double with 10 points, eight rebounds, and seven assists.

Ethan Potter came off the bench to pull down seven rebounds with two points. Aziz Bandaogo scored eight points with a team-high 11 rebounds. Le'Tre Darthard and Tahj Small each helped with seven points apiece.

Utah Valley shot 47.2 percent (34-72) from the field with a 38.9 percent (7-18) mark from long range. UVU held the Lobos to 40.6 percent (28-69) shooting and a 21.4 percent (3-14) mark from three-point range.

Utah Valley - 83

Record: 26-12

Officials: David Hall, Tommy Johnson, Shawn Leach

NO. Name	Min	FG	3P	FT	Rebounds	Fouls	TP	AS	TO	ST	Blocks	Bs	+/-
		M/A	M/A	M/A	OR DR TOT	PF	FF						
5 Tim Fuller	F 30:37	6-9	0-0	2-3	5 5 10	3 4	14	2	0	2	1	1	7
55 Aziz Bandoago	C 29:16	4-7	0-0	4-7	7 11 13	3 1	8	2	0	1	0	11	7
0 Justin Harmon	G 34:00	13-20	2-4	4-6	1 2 3	1 5	32	3	1	0	1	20	1
1 Le'Tre Darthard	G 24:19	2-12	1-2	2-2	0 4 4	0 2	7	1	4	3	1	2	6
4 Trey Woodbury	G 30:17	4-13	2-6	0-0	0 8 8	3 0	10	7	1	0	0	0	9
11 Tahj Small	17:26	3-4	1-1	0-0	0 1 1	0 0	7	0	0	1	0	1	0
35 Ethan Potter	18:56	1-4	0-1	0-0	0 7 7	4 0	2	0	0	0	0	0	10
3 Blaze Nield	15:09	1-3	1-1	0-0	0 1 1	1 0	0	3	4	1	0	0	7
Team					1 3 4			0	3				
Totals		34-72	7-18	8-11	11 38 49	15 12	83	19	12	5	4	5	14

Dead Ball Rebounds: 0

Technical Fouls: Bandoago 2nd & 27

New Mexico - 69

Record: 22-12

NO. Name	Min	FG	3P	FT	Rebounds	Fouls	TP	AS	TO	ST	Blocks	Bs	+/-
		M/A	M/A	M/A	OR DR TOT	PF	FF						
24 Morris Udezue	F 36:09	8-14	0-0	2-8	3 16 19	3 7	18	2	1	0	1	1	-11
53 Josiah Allick	F 30:47	4-10	1-1	1-3	3 5 8	2 3	9	0	2	1	1	1	-11
5 Jamal Mashburn, Jr.	G 23:06	1-14	1-3	3-3	1 1 2	2 1	6	3	2	0	1	2	-14
40 Jaden House	G 27:53	6-16	2-6	0-0	1 1 2	0 2	14	5	1	4	0	1	-11
13 Javonte Johnson	G 32:20	2-4	0-1	2-2	0 2 2	0 2	0	1	0	3	1	0	-11
2 Donovan Dent	15:21	4-7	0-0	1-1	1 0 1	0 1	9	1	1	0	0	-2	
0 KJ Jenkins	13:50	2-6	0-3	1-2	0 0 0	2 1	5	2	1	0	0	-3	
3 Sebastian Forsling	02:49	0-0	0-0	0-0	0 0 0	1 0	0	0	0	0	0	-3	
34 Brima Seck	07:45	1-1	0-0	0-0	0 2 2	0 0	2	0	0	0	0	0	-6
Team					1 2 3			0	1				
Totals		28-69	3-14	10-19	9 29 38	12 15	69	14	9	8	5	4	-14

Dead Ball Rebounds: 3

Technical Fouls: NONE

	UVU	UNM			
Biggest Lead	22 (2 nd 15:44)	3 (1 st 13:03)	Points from Turnovers	9	13
Best Scoring Run	7 (2 nd 16:44)	8 (1 st 13:03)	Point	48	44
Lead Changes	2		Second Chance	5	9
Times Tied	3		Fast Breaks	15	9
Time with Lead	36:54	01:35	Bench	12	16

Period by Period Scoring

	1st	2nd	Total
UVU	46	37	83
UNM	33	36	69



Mark Madsen

Head Coach

4th Season at UVU

4th Season Overall

Overall Record 68-50

UVU Record Same

Overall WAC Record 39-25

Fast Facts About Madsen

- » In his fourth season as the head coach of the UVU men's basketball program.
- » Madsen led his team to a 20-win season in 2021-22, finishing with a 20-12 overall record. His team finished its home slate with an impressive 11-2 record at home, which included a 72-65 overtime win over 12th-ranked crosstown rival BYU. The win over BYU marked the team's first win over a nationally ranked opponent. Madsen has led the Wolverines to a 19-6 record at home over the past two seasons.
- » Madsen's team also upset Pac-12 foe Washington on the road in Seattle during the 2021-22 season. The win marked UVU's third win over a team from a Power 6 conference.
- » Utah Valley won the SoCal Challenge championship during the 2021-22 campaign, defeating both Idaho and Nicholls State to claim the championship skimboard trophy in San Juan Capistrano, California.
- » Madsen's team went an impressive 9-3 in non-conference play last season, including wins over Pepperdine, Long Beach State, Idaho, Nicholls State, Denver, No. 12 BYU, and Washington.
- » Led Utah Valley to a WAC regular season title in 2020-21 after going 9-4 in WAC play. The WAC championship was only the second WAC title in UVU history and the team's first since the 2013-14 season.
- » Under Madsen's guidance, Fardaws Aimaq earned back-to-back WAC Defensive Player of the Year honors. He also earned First Team All-WAC honors and WAC All-Defensive team honors in back-to-back seasons. Aimaq's 27 double-doubles during the 2021-22 season tied Pascal Siakam for the WAC single season record in category and ranked third in the nation. His 13.6 rebounds per game ranked second in the nation. Aimaq came up just three rebounds shy of Paul Millsap's all-time WAC single season rebounds record. Aimaq's 27 double-doubles during the 2021-22 season tied him for the fifth-most double-doubles in NCAA history with Siakam, Oscar Robertson, Lew Alcindor, Artis Gilmore, and Bill Walton.
- » Madsen worked six seasons as an assistant coach for the Los Angeles Lakers. He was a two-time NBA champion as a player with the Lakers (2001 and 2002), and played for the Minnesota Timberwolves for six seasons.
- » Following his playing career, Madsen served as an assistant coach during the 2009-10 season with the Utah Flash of the NBA G League before returning to his alma mater, Stanford University, where he earned an MBA from the Stanford Graduate School of Business in 2012.
- » In 2012, he was named an assistant coach at Stanford on Johnny Dawkins' staff and spent the 2012-13 season working in recruiting, opponent game planning, and player skill development.
- » Spent four years as a player at Stanford (1996-2000) where he earned All-American honors in each of his final two seasons while helping the Cardinal to four NCAA Tournament appearances, including the 1998 Final Four.
- » Earned the nickname "Mad Dog" while at Stanford for his aggressive style of play. The nickname stayed with him throughout his NBA career.
- » Madsen averaged 10.9 points and 7.0 rebounds per game during his four seasons with the Cardinal. He ranks fourth all-time in field goal percentage (58.7) and sixth in rebounds (857). During his time at Stanford, the team compiled an impressive 105-24 overall record.
- » Inducted into the Stanford Athletics Hall of Fame.
- » A native of Danville, Calif., Madsen earned his undergraduate degree in economics from Stanford in 2000.
- » Graduated from San Ramon Valley High School.
- » He and his wife, Hannah, have two sons and one daughter, William, LeRoy, and Alexandria.

Madsen Career Year-by-Year

Year	School	Overall	WAC Record (Finish)
2019-20	Utah Valley	11-19	5-10 (8th)
2020-21	Utah Valley	11-11	9-4 (T1st)
2021-22	Utah Valley	20-12	10-8 (7th)
2022-23	Utah Valley	26-8	15-3 (1st)
Overall		68-50	39-25

Madsen Coaching Experience

2009-10	Utah Flash	Assistant Coach
2012-13	Stanford	Assistant Coach
2013	Los Angeles D-Fenders	Head Coach
2013-19	Los Angeles Lakers	Assistant Coach
2019-present	Utah Valley	Head Coach

Quoting Madsen...

New Mexico Postgame

"I'm proud of our guys. The ball was really moving out there. I was really proud of Justin Harmon. Ever since he's come to campus, the wins have been stacking up for us. He's a winner and came out tonight locked in. He brings our team a Chicago toughness. I was proud of every single player on this team. The guys that played and the guys that didn't play."

Southern Utah Postgame

"This game is on me. In retrospect, I used my timeouts too soon. Give credit to Southern Utah; they battled back. We made a few too many mistakes in the press. ... I'm proud of the season that we had. I'm proud of every young man in our locker room. It's obviously not the ending that we wanted ... but we'll learn from it."

About this year's team

"I told our guys this is the deepest team we've ever had since I've been here, and that's a compliment to them. But it's not only a compliment to them as individuals and players but as workers because they'll continue to progress and grow."

ESPN 960 AM Coaches' Show

Tune in and listen to Utah Valley head coach Mark Madsen each Monday at 1 p.m. on ESPN 960 AM radio. Madsen will join Brice Larson each week to discuss UVU hoops. A weekly podcast of the show will be available each week at www.espn960sports.com. Larson will also broadcast the pre and postgame shows for UVU's games this season. ESPN 960 AM will also be the broadcast home of UVU's games this season. Jim McCulloch returns for his 13th season to handle the play-by-play duties for UVU basketball again this season.





UTAH VALLEY SECURES THIRD WAC TITLE IN PROGRAM HISTORY

Utah Valley claimed its third WAC regular season title in program history after finishing league play with a 15-3 record to finish a full game ahead of Sam Houston for the top spot in the WAC standings. The title is the third regular season WAC championship in program history. Utah Valley won its first WAC regular season title in 2014 and its second in 2021 under Mark Madsen. UVU has won two WAC regular season titles over the past three years under head coach Mark Madsen. It is the second outright regular season title in school history.



Utah Valley WAC regular season titles

1. 2013-14 (outright)
2. 2020-21 (co-champs)
3. 2022-23 (outright)



BANDAOGO NAMED WAC DEFENSIVE PLAYER OF THE YEAR, WAC NEWCOMER OF THE YEAR

Utah Valley sophomore center Aziz Bandaogo has been named the Western Athletic Conference Defensive Player of the Year and WAC Newcomer of the Year. Bandaogo, from Senegal, is one of the top shot blockers and rebounders in the country, ranking third nationally in blocks (99), fourth in blocks per game (2.91), sixth in total rebounds (348), 11th in rebounds per game (10.2), and 12th in defensive rebounds per game (7.35). Bandaogo's 99 blocks are the most swats ever recorded in a single season in UVU history. He is just the second player in UVU history to average a double-double at 11.4 points and 10.2 rebounds a game. His 15 double-doubles are the 14th-most recorded in the nation this season. He is only the third player in UVU history to average double digit rebounds.

BANDAOGO NAMED FINALIST FOR LEFTY DRIESSELL AWARD

Utah Valley sophomore center Aziz Bandaogo has been named one of 25 finalists for the 2023 Lefty Driesell Award. The Lefty Driesell Award is given annually to the top defensive player in Division I basketball. The award will be presented at the Final Four.

MADSEN NAMED WAC COACH OF THE YEAR

Utah Valley head coach Mark Madsen has been named the 2023 WAC Coach of the Year. Madsen earns his first WAC Coach of the Year honor after leading the Wolverines the 2022-23 WAC regular season championship. It is his second WAC title in his past three seasons at UVU. Madsen led Utah Valley to a second straight 20-win season with a 26-8 overall record. His team hit the 20-win mark faster than any team in UVU history during the program's full Division I status era. His 26 wins are the most wins in program history. He has led the Wolverines to just their second NIT appearance in program history.

UVU'S RECORD WHEN

26-8	Overall
13-1	Home
11-5	Road
2-2	Neutral
15-3	WAC
19-3	Leading at Half
7-5	Trailing at Half
0-0	Tied at Half
1-2	Overtime
18-3	Has more rebounds
6-5	Has less rebounds
2-0	Rebounds are equal
26-4	Higher shooting percentage
0-4	Lower shooting percentage
11-1	Fewer turnovers
15-6	More turnovers
0-1	Turnovers are equal
1-3	Games Decided by 3 Points or Less
10-1	Games Decided by 4-9 Points
9-4	Games Decided by 10-19
3-0	Games Decided by 20-29 Points
3-0	Games Decided by 30 Points or More
0-2	Scores 59 Points or Less
2-3	Scores 60-69 Points
14-1	Scores 70-79 Points
6-3	Scores 80-89 Points
2-0	Scores 90-99 Points
2-0	Scores 100 Points or More
8-0	Opponent Scores 59 Points or Less
13-1	Opponent Scores 60-69 Points
4-4	Opponent Scores 70-79 Points
1-3	Opponent Scores 80-89 Points
0-0	Opponent Scores 90-99 Points
0-0	Opponent Scores 100 Points or More
3-4	November
8-0	December
6-2	January
5-1	February
4-1	March
0-1	Monday
2-1	Tuesday
7-0	Wednesday
4-2	Thursday
2-2	Friday
9-2	Saturday
1-0	Sunday
7-4	Black Uniforms
7-2	White Uniforms
4-2	Green Uniforms
7-0	Gray "The Valley" Uniforms
1-0	Devil Bear Uniforms



BANDAOGO, DARTHARD, WOODBURY NAMED FIRST TEAM ALL-WAC

Utah Valley's Aziz Bandaogo, Le'Tre Darthard, and Trey Woodbury earned spots on the First Team All-WAC squad. It marks the first time in program history that three players have been named to the All-WAC First Team.

MADSEN NAMED FINALIST FOR HUGH DURHAM COACH OF THE YEAR AWARD

Utah Valley head coach Mark Madsen has been named a finalist for the 2022-23 Hugh Durham National Coach of the Year award. The Hugh Durham Award is presented annually to the top Division I mid-major coach in college basketball.

2022-23 HUGH DURHAM AWARD FINALISTS

Amir Abdur-Rahim, Kennesaw State
Kenneth Blakeney, Howard
Jerrold Calhoun, Youngstown State
Speedy Claxton, Hofstra
Darian DeVries, Drake
Pat Duquette, UMass Lowell
Corey Gipson, Northwestern State
Jason Hooten, Sam Houston
Donte Jackson, Grambling
James Jones, Yale
Tod Kowalczyk, Toledo
Pat Kelsey, Charleston
Jay Ladner, Southern Miss
Mark Madsen, Utah Valley
Mike Magpayo, UC Riverside
Bob Marlin, Louisiana
Paul Mills, Oral Roberts
Rick Pitino, Iona
Bob Richey, Furman

BANDAOGO NAMED FINALIST FOR LEFTY DRISELL DEFENSIVE PLAYER OF THE YEAR AWARD

Utah Valley sophomore center Aziz Bandaogo has been named a finalist for the 2023-23 Lefty Driesell Defensive Player of the Year Award. Bandaogo ranks third nationally in blocks (98) and fourth in blocks per game (2.91). He also ranks sixth nationally in total rebounds (348), 12th in defensive rebounds per game (7.35), and 11th in rebounds per game (10.2).

2022-23 LEFTY DRISELL DEFENSIVE PLAYER OF THE YEAR FINALISTS

Chase Audige, Northwestern
Ace Baldwin, Jr., VCU
Aziz Bandaogo, Utah Valley
Reece Beekman, Virginia
Leaky Black, North Carolina
Moussa Cisse, Oklahoma State
Jaylen Clark, UCLA
Zach Edey, Purdue
Dajuan Harris Jr., Kansas
D'Moi Hodge, Missouri
Trayce Jackson-Davis, Indiana
Malique Jacobs, Kent State
Ryan Kalkbrenner, Creighton
Malevy Leons, Bradley
Dereck Lively II, Duke
Javion May, Sam Houston
Caleb McConnell, Rutgers
Liam Robbins, Vanderbilt
Marcus Sasser, Houston
Jamarion Sharp, Western Kentucky
Jamal Shead, Houston
Kellen Tynes, Maine
Connor Vanover, Oral Roberts
Amari Williams, Drexel
Zakai Zeigler, Tennessee

UTAH VALLEY SETS NEW UCCU CENTER SINGLE GAME RECORD FOR POINTS SCORED

Utah Valley's 113 points in a 113-69 win over Stephen F. Austin in the regular season finale are most points ever scored in the UCCU Center. The 113 points are also the third-most points ever scored in program history. It is the 12th time in UVU history that a team has scored 100 or more points.

Most Points in a Single Game

1.	123	at Chicago State	01/29/09
2.	114	at BYU	11/26/16
3.	113	vs. SFA	03/03/23
4.	107	at North Dakota	01/20/11
5.	106	vs. Bethesda	12/14/17
6.	104	vs. Antelope Valley	11/20/15
7.	103	vs. Chicago State	02/21/19
	103	vs. Haskell	12/20/13
9.	102	vs. Antelope Valley	01/02/17
10.	101	vs. Ottawa	11/12/19

WOODBURY RECORDS THIRD TRIPLE-DOUBLE IN UVU HISTORY

Trey Woodbury recorded just the third triple-double in UVU history, scoring 11 points with 11 rebounds and 11 assists in a 113-69 win over Stephen F. Austin on March 9 at the UCCU Center. It was the first UVU triple-double in over a decade.

UVU Triple-Doubles

Trey Woodbury	11 points, 11 rebounds, 11 assists	March 9 vs. SFA
Ben Aird	26 points, 13 rebounds, 10 blocks	Jan. 5, 2013 vs. NJIT
Nick Thompson	12 points, 10 rebounds, 12 assists	Dec. 28, 2012 vs. Austin Peay

BANDAOGO BREAKS UVU'S SINGLE SEASON BLOCKS RECORD

Aziz Bandaogo has already established himself as one of the top shot blockers in the nation this season. He ranks third in the country in total blocks (99) and fourth in blocks per game (2.91). Bandaogo broke Emmanuel Olojakpoke's UVU single season blocks record with 2:55 remaining in the first half against Tarleton on Feb. 23 in Stephenville, Texas with his 82nd swat of the season.

UVU Single-Season Blocks Record Chart

1.	99	Aziz Bandaogo	2022-23
2.	81	Emmanuel Olojakpoke	2019-20
3.	71	Akolda Manyang	2017-18
4.	56	Ben Aird	2012-13
5.	54	Isaac Neilson	2016-17
	50	Ben Devoe	2004-05
7.	48	Ben Aird	2011-12
8.	40	Fardaws Aimaq	2021-22
9.	39	Ben Aird	2010-11
10.	38	Ben Aird	2013-14

BLAZE NIELD AND TIM FULLER EARN ACADEMIC ALL-DISTRICT HONORS

Utah Valley University's Tim Fuller and Blaze Nield have been named to the 2022-23 Academic All-District® Men's Basketball Teams, selected by College Sports Communicators, the organization announced on Tuesday. The teams recognize the nation's top student-athletes for their combined performances on the court and in the classroom. Fuller, a senior from Gilbert, Arizona, holds a perfect 4.0 GPA as an MBA student. Nield, a senior from Lehi, Utah, holds a 3.77 GPA while working on his MBA. Student-athletes are eligible with a cumulative GPA of 3.5 or higher, have played in at least 50 percent of the team's games, and are at least a sophomore both athletically and academically. The CSC Academic All-America® program separately recognizes basketball honorees in four divisions – NCAA Division I, NCAA Division II, NCAA Division III and NAIA – for each gender. Academic All-District® honorees advance to the CSC Academic All-America® ballot. First-, second- and third-team Academic All-America® honorees will be announced in mid-March.



WOODBURY BECOMES NINTH PLAYER IN UVU HISTORY TO SCORE 1,000 CAREER POINTS

Senior guard Trey Woodbury scored his 1,000 career point in UVU's WAC Tournament semifinal game against Southern Utah on March 10. Woodbury now has 1,027 points during his four-year career at UVU. He has 1,059 during his five overall seasons, which includes a season at UNLV. He is just the ninth player in UVU history to reach the 1,000-point mark during their careers as a Wolverine. Woodbury now ranks eighth on the UVU all-time career scoring list.

Utah Valley All-Time Career Points Leaders

1.	2,163	Ryan Toolson (113 games)	2003-04, 06-09
2.	1,545	Holton Hunsaker (126 games)	2010-14
3.	1,516	Ben Aird (124 games)	2010-14
4.	1,245	Ronnie Price (56 games)	2003-05
5.	1,224	Conner Toolson (99 games)	2016-19
6.	1,078	David Heck (111 games)	2003-07
7.	1,066	Isiah Williams (63 games)	2010-12
8.	1,027	Trey Woodbury (87 games)	2019-23
9.	1,001	Zach Nelson (118 games)	2010-11, 13-18
10.	992	Jordan Swarbrick (110 games)	2007-11

DOUBLE DOUBLE ANIMAL STYLE

Aziz Bandaogo is averaging a double-double this season at 11.4 points and 10.2 rebounds a game. Bandaogo ranks 14th in the country with 15 double-doubles this year. His 10.2 boards a game ranks him 11th nationally.

SWAT VALLEY

Utah Valley is the top shot blocking team in the nation with 229 blocks and a 6.7 blocks per game average. UVU is the only team in the nation with 200 or more blocks this season.

National Blocks Leaders

1.	Utah Valley	229	6.7
2.	Illinois	186	5.6
	Milwaukee	179	5.6
	Iona	189	5.6
5.	Oral Roberts	188	5.4
6.	Marshall	169	5.3
7.	Western Kentucky	173	5.2
	Arkansas	177	5.2
	Florida	171	5.2
	USC	165	5.2
	Washington	165	5.2

BACK-TO-BACK 20-WIN SEASONS, UVU BREAKS SCHOOL RECORD FOR WINS IN A SEASON

Utah Valley has hit the 20-win mark for a second straight season. This year's team has hit the 20-win mark faster than any team in UVU history in the program's full Division I status era. The 2003-04 team hit the 20-win mark through 25 games during UVU's Division I provisional status era. It's only the second team in UVU history the Wolverines have won 20-plus games in back-to-back seasons. With 26 wins, UVU has broken the UVU record for wins in a season of 25 set by the 2018-19 team.

UVU's 20-Win Seasons

2003-04	23-5
2006-07	22-7
2011-12	20-13
2013-14	20-12
2017-18	23-11
2018-19	25-10
2021-22	20-12
2022-23	26-7

UTAH VALLEY HOLDS SECOND-BEST NCAA NET RATING IN THE WAC

Utah Valley holds the second-best NCAA NET ranking in the Western Athletic Conference at No. 74. The Wolverines are second behind Sam Houston at No. 65. Grand Canyon is third (104), followed by Southern Utah (113), SFA (138), Seattle U (143), Utah Tech (156), Tarleton (162), California Baptist (169), NM State (189), Abilene Christian (206), UT Arlington (251), and UTRGV (260).

UTAH VALLEY RANKS NO. 13 IN LATEST COLLEGEINSIDER.COM MID-MAJOR TOP-25 POLL

Utah Valley sits at No. 19 in the March 13 CollegeInsider.com Mid-Major Top-25 poll. UVU's No. 11 ranking on March 6 and Feb. 20 is the highest ranking in UVU's history in the poll.

UTAH VALLEY FINISHES WITH NO. 2 SEED IN WAC RESUME SEEDING SYSTEM

Utah Valley finished No. 2 in the final WAC resume seeding system standings. The WAC has seeded its teams at the WAC Tournament based on an algorithm that will rate performance against all teams faced in the regular season, not just conference play, that will rank teams for the conference postseason tournament. Using this resume seeding system, teams will receive more credit by playing stronger opponents than if they play weaker opponents. WAC Commissioner Brian Thornton and WAC Associate Commissioner of Basketball Drew Speraw worked with Ken Pomeroy of kenpom.com to put together this formula.

Final WAC WAC Resume System Computer Ratings

	WAC
Sam Houston	1
Utah Valley	2
Southern Utah	3
Seattle U	4
Grand Canyon	5
Stephen F. Austin	6
Tarleton	7
California Baptist	8
Abilene Christian	9
UTRGV	10
Utah Tech	11
UT Arlington	12
New Mexico State	DQ

ONE OF THE BEST DEFENSES IN THE NATION

Utah Valley holds the second-best two-point field goal percentage defense in the nation at 42.6 according to KenPom.com. UVU also ranks fourth in effective field goal percentage defense at 44.1. The Wolverines also hold the sixth-best field goal percentage defense in the nation, holding opponents to a 39.0 percent clip.

DARTHARD'S 31 STRAIGHT FREE THROWS IS THIRD-BEST FREE THROW STREAK IN UVU HISTORY, RANKS 10TH NATIONALLY IN FREE THROW PERCENTAGE

Utah Valley's Le'Tre Darthard made 31 consecutive free throws before missing one against Seattle U on Jan. 14. He was just 10 free throws away from tying the UVU record of 41. Darthard held the longest free throw streak since Jake Toolson (2018-19) knocked down 41 straight free throws, which tied Holton Hunsaker's mark of 41 set during the 2011-12 season. Darthard has made 124 of his 138 free throws this season and ranks 10th nationally with a 89.9 percent mark. The 89.9 percent mark is currently the seventh-best percentage in UVU single season history.



THREE-POINT STREAKING

Utah Valley has now hit a three-point field goal in 250 straight games. The last time UVU played in a game without hitting a shot from beyond the arc was on Feb. 7, 2015 at Seattle U.



WE DUNK THE BALL

Utah Valley has 133 dunks over its 34 games this season (3.8 dunks per game) and Aziz Bandaogo is responsible for 72 of them. Tim Fuller has 19 and Justin Harmon has 16. Trey Woodbury has 13 and Tim Ceaser has eight. Ethan Potter has two and Tahj Small has one, while Le'Tre Darthard has one.

DA DA DA... DA DA DA! HARMON TAKES NO. 9 SPOT ON SPORTSCENTER'S TOP-10

Utah Valley has now been featured on ESPN's SportsCenter for six of the last seven seasons after Justin Harmon threw down a dunk against Wake Forest that landed him the No. 9 spot on SportsCenter's Top Plays on Nov. 15.

UTAH VALLEY PICKS UP WIN OVER POWER 5 TEAM FOR A SECOND STRAIGHT SEASON



With its 77-72 win at Oregon on Dec. 20, Utah Valley became one of four teams from the WAC to pick up a win over a team from a Power 5 league this season. It also marks the second straight season that the Wolverines have defeated a team from the Pac-12 Conference as UVU defeated Washington, 68-52, last season on Dec. 21, 2021. The other three teams from the WAC to defeat a Power 5 team include Sam Houston (Oklahoma/Utah), California Baptist (Washington), and Tarleton (Boston College).

A DECEMBER TO REMEMBER

Utah Valley went a perfect 8-0 in the month of December. Utah Valley opened the month with an 88-78 win over Long Beach State on Dec. 3. The Wolverines then knocked off BYU, 75-60, and Northern Arizona, 80-75, on the road for wins number two and three. The Wolverines then returned home for finals week to knock off a pair of Non-DI opponents in SAGU American Indian College (100-54) and Antelope Valley (80-54). UVU then traveled to Eugene where it defeated Pac-12 foe Oregon, 77-72 before returning home to open WAC play with wins over Sam Houston (80-64) and Utah Tech (71-60).

UTAH VALLEY SETS SINGLE GAME UVU RECORD WITH 14 BLOCKS AGAINST LONG BEACH STATE -- THE MOST BLOCKS IN A SINGLE GAME IN THE COUNTRY THIS SEASON

Utah Valley recorded a school-record 14 blocks in its 88-78 win over Long Beach State on Dec. 3. The 14 blocks breaks the previous single-game UVU record of 12, which was set against NJIT on Jan. 5, 2013. The 14 blocks is tied nationally for the most blocks in a single game this season. The Wolverines have recorded four of the top five single-game blocks totals in program history this season as the team also had 12 blocks in a 75-61 win at UTRGV on Jan. 7, 11 blocks in a loss at Tarleton on Feb. 23, and 11 blocks in an 80-64 win over Sam Houston on Dec. 29. The 14 blocks is tied with three other teams for the most blocks in a single game this season in the NCAA.

National Single-Game Blocks Leaders

1.	Utah Valley	14	vs. Long Beach State, Dec. 3, 2022
	Memphis	14	vs. Alabama State, Dec. 21, 2022
	New Mexico	14	vs. Prairie View, Dec. 20, 2022
	Morgan State	14	vs. South Carolina State, Jan. 9, 2023
5.	DePaul	13	vs. St. Johns (NY), Feb. 14, 2023
	Pittsburgh	13	vs. Louisville, Feb. 7, 2023
	Arkansas	13	vs. Texas A&M, Jan. 31, 2023
	Middle Tennessee	13	vs. Belmont, Dec. 10, 2022
	Iona	13	vs. Saint Louis, Dec. 6, 2022
	Michigan	13	vs. Jackson State, Nov. 23, 2022
	Kansas	13	vs. Duke, Nov. 15, 2022
	Western Kentucky	13	vs. Indianapolis, Nov. 15, 2022

All-Time UVU Single-Game Blocks Chart

1.	14	vs. Long Beach State, Dec. 3, 2022
2.	12	at UTRGV, Jan. 7, 2023
	12	vs. NJIT, Jan. 5, 2013
4.	11	at Tarleton, Feb. 23, 2023
	11	vs. Sam Houston, Dec. 29, 2022
	11	vs. Chicago State, Jan. 12, 2017
	11	vs. Longwood, Jan. 15, 2007
	11	vs. Westminster, Nov. 5, 2019
	11	at Arkansas State, Nov. 14, 2007
	11	vs. Houston Baptist, Feb. 23, 2012

MOST ROAD WINS IN THE NATION

Utah Valley's 11 road wins this season ties the team for the most road wins in the country this season. The 11 road wins are the most in program history, breaking the previous record of eight set during the 2018-19, 2016-17, and 2006-07 seasons.

Most Road Wins

Utah Valley	11
Houston	11
Charleston	11
FAU	11
Oral Roberts	11
Colgate	11
Sam Houston	11
Hofstra	11



DARTHARD EARNS SECOND WAC PLAYER OF THE WEEK HONOR OF THE SEASON

Utah Valley junior guard Le'Tre Darthard was named the TicketSmarter Western Athletic Conference Men's Basketball Player of the Week on Feb. 13. It marked the second time this season that Darthard has earned the award. Darthard led Utah Valley to a pair of wins at home over California Baptist and in-state rival Southern Utah last week. In a 90-83 win over Southern Utah, Darthard scored a career-high 31 points with nine rebounds and three steals. He connected on 6-of-14 shots from the field, including three from beyond the arc. He also knocked down 16-of-17 shots at the free throw line. Darthard also scored eight points with six rebounds, three assists, and three steals in UVU's 71-55 win over California Baptist. Over the two games, Darthard averaged 19.5 points, 7.5 rebounds, 3.0 steals, and 2.0 assists per game. He shot 39.1 percent (9-of-23) from the floor and a 94.7 percent (18-of-19) clip from the free throw line.

DARTHARD KNOCKS DOWN 7 THREES IN WIN OVER LBSU

Utah Valley junior guard Le'Tre Darthard knocked down a career-high seven three-point field goals in Utah Valley's 88-78 win over Long Beach State on Dec. 3. The seven threes ties him for fourth on UVU's all-time single-game three-point field goals made chart.

UVU Single-Game Three-Point Field Goals Made Chart

1.	9	Jaden Jackson	vs. UTRGV 1/9/16
2.	8	Holton Hunsaker	at Chattanooga, 12/29/12
	8	Ryan Toolson	at Lamar, 1/8/8
4.	7	Le'Tre Darthard	vs. Long Beach State, 12/3/22
	7	Blaze Nield	vs. Abilene Christian, 12/30/21
	7	Zach Nelson	vs. Bakersfield, 3/7/15
	7	Matt Peterson	at Longwood, 3/4/06
	7	Ryan Toolson	at Chicago State, 1/29/09
	7	Ryan Toolson	vs. San Francisco, 12/31/07
	7	Conner Toolson	vs. Antelope Valley, 1/2/17
	7	Ryan Toolson	vs. Northern Colorado, 3/4/04

OVERTIME!!

Utah Valley has played three overtime games this season. The team has dropped two of those game by a combined four points. The Wolverines dropped a 68-65 decision at Wake Forest in OT before falling to Morgan State, 73-72, in the team's very next game. Utah Valley picked up an 80-75 overtime road win at Northern Arizona on Dec. 10.

UCCU CENTER MAGIC

UVU holds an impressive 68-16 (80.9 percent) record at home since a win over Seattle U on March 4, 2017. Utah Valley holds an all-time 219-62 (77.9 percent) record in its 20th season this year at the UCCU Center. The Wolverines are averaging 10.9 wins a season on their home hardwood. The Wolverines finished 13-1 at home this season. UVU has won 16 of its last 17 games at home and 24 of its last 27 at the UCCU Center.

UVU SEASON-BY-SEASON HOME RECORD

2003-04	9-1	2013-14	13-2
2004-05	12-1	2014-15	8-5
2005-06	12-3	2015-16	7-8
2006-07	14-1	2016-17	8-5
2007-08	9-3	2017-18	16-1
2008-09	12-4	2018-19	14-1
2009-10	11-4	2019-20	6-7
2010-11	13-3	2020-21	8-4
2011-12	14-2	2021-22	11-2
2012-13	9-4	2022-23	13-1

UTAH VALLEY WIN STREAK SNAPPED AT 11 GAMES, SECOND-LONGEST IN SCHOOL HISTORY

With its loss to Seattle U on Jan. 14, Utah Valley's win streak was snapped at 11 games. It was tied for the fourth-longest win streak in the nation at the time. The 11-game streak began with an 88-78 win over Long Beach State on Dec. 3 and came to an end in an 85-80 loss to Seattle U on Jan. 14. UVU's 11-game streak was the second longest win streak in school history. The 2011-12 team holds the longest streak in team history at 13 games.

BANDAOGO JUST THE SECOND UVU PLAYER IN PROGRAM HISTORY TO AVERAGE 10+ POINTS AND 10+ REBOUNDS

Utah Valley sophomore center Aziz Bandaogo is the second player in UVU history to average double digit rebounds and points in a season. Fardaws Aimaq is the only other player to average double figures in both points and rebounds per game. Bandaogo is also just the third player in UVU history to average 10 or more rebounds in a single season. Bandaogo averages 11.4 points per game and currently ranks 11th nationally at 10.2 rebounds per game.

UVU Single Season Rebounds Per Game Chart

1.	15.0	Fardaws Aimaq (22 games)	2020-21
2.	13.6	Fardaws Aimaq (32 games)	2021-22
3.	10.4	Geddes Robinson (33 games)	2011-12
4.	10.2	Aziz Bandaogo (33 games)	2022-23
5.	9.4	Geddes Robinson (30 games)	2010-11
6.	9.1	Isaac Neilson (34 games)	2016-17
7.	9.0	Ben Aird (29 games)	2012-13
8.	8.4	Three tied	

UVU Single Season Rebounds Chart

1.	435	Fardaws Aimaq	2021-22
2.	348	Aziz Bandaogo	2022-23
3.	344	Geddes Robinson	2011-12
4.	330	Fardaws Aimaq	2020-21
5.	310	Isaac Neilson	2016-17
6.	282	Geddes Robinson	2010-11
7.	267	Ben Aird	2013-14
8.	262	Ben Aird	2012-13
9.	252	Baylee Steele	2018-19
10.	251	Akolda Manyang	2017-18

THE SHOT HEARD AROUND THE WAC! WOODBURY'S THREE IN FINAL SECONDS LIFTS UVU TO 71-67 ROAD WIN AT CBU

Trailing by two points, 66-64, Trey Woodbury knocked down a three with 13 seconds left on the clock that gave Utah Valley a lead it would not relinquish in a 71-67 road win over California Baptist on Wednesday night at the CBU Events Center. Woodbury finished with a game-high 18 points on 7-of-17 shooting from the field and a 2-of-5 mark from long range. He also dished out six assists and pulled down five rebounds.

A SCHOOL-RECORD SEVEN UVU PLAYERS REACH DOUBLE FIGURES IN 84-74 WIN OVER ACU

Utah Valley had a school-record seven players score in double figures in an 84-74 win over Abilene Christian on Jan. 18. The Wolverines had seven players in double figures led by Tahj Small's 13 points off the bench. Justin Harmon tallied 12 points and Tim Ceaser scored 11 while Le'Tre Darthard, Trey Woodbury, Blaze Nield, and Bandaogo each had 10. Utah Valley has four players averaging double figure scoring this season.



DARTHARD AND WOODBURY FROM THREE! BOTTOM!

Le'Tre Darthard and Trey Woodbury have knocked down their 100th career three-pointers this season. Darthard made his 100th three on Jan. 5 at UT Arlington. He now ranks seventh all-time at UVU with 133 career made threes. Darthard ranks sixth all-time at UVU with a 38.4 percent clip from long range. He also ranks fourth all-time at UVU with an 86.1 percent career mark from the free throw line. Woodbury hit his 100th career three in a win over NM State on Jan. 28. Woodbury is now in the top-10 mark in career threes as he ranks ninth all-time at UVU with 124 career made threes.

UVU Career Three-Point Field Goal Percentage Chart

1.	43.2	Ryan Toolson (315-730)	2003-04, 06-09
2.	41.9	Kenneth Ogbe (125-298)	2016-18
3.	41.6	Jake Toolson (99-238)	2017-19
4.	40.7	Jordan Swarbrick (96-226)	2007-11
5.	39.8	Matt Peterson (84-211)	2004-07
6.	38.4	Le'Tre Darthard (133-346)	2020-23
7.	38.3	Keawe Enos (82-214)	2011-14
8.	37.7	Josh Olsen (86-228)	2006-09
9.	37.5	Richard Troyer (117-312)	2004-08
10.	36.8	Ronnie Price (161-437)	2003-05

UVU Career Three-Point Field Goals Made Chart

1.	315	Ryan Toolson (113 games)	2003-04, 06-09
2.	236	Holton Hunsaker (126 games)	2010-14
3.	196	Connor Toolson (99 games)	2016-19
4.	166	Isiah Williams (63 games)	2010-12
5.	161	Ronnie Price (56 games)	2003-05
6.	140	David Heck (111 games)	2003-07
7.	133	Le'Tre Darthard (84 games)	2020-23
8.	125	Kenneth Ogbe (65 games)	2016-18
9.	124	Trey Woodbury (88 games)	2019-23
10.	117	Richard Troyer (106 games)	2004-08

UVU Career Free Throw Percentage Chart

1.	93.9	Ryan Toolson (494-526)	2003-04, 06-09
2.	87.4	Holton Hunsaker (463-530)	2010-14
3.	86.1	Keawe Enos (62-72)	2011-14
4.	86.1	Le'Tre Darthard (192-223)	2020-23
5.	84.9	Jake Toolson (180-212)	2017-19
6.	84.8	Isiah Williams (190-224)	2010-12
7.	81.6	Brandon Averette (62-76)	2019-20
8.	81.0	Donte Williams (94-116)	2014-15
9.	80.7	Josh Olsen (109-135)	2006-09
10.	80.7	Jordan Swarbrick (268-332)	2007-11

FULLER HOUSE

Utah Valley senior forward Tim Fuller holds one of the top single season and career field goal percentage marks in Utah Valley history. Fuller has connected on 208 of 336 shots from the field over his three seasons at UVU for a 61.9 career percent mark, which ranks second all-time at UVU. He is also in the midst of one of the top shooting marks in single season history with a 66.9 percent mark this year. Aziz Bandaogo currently holds the 10th-best single season field goal percentage mark at 60.5 percent, which would rank third on the career chart.

UVU Single Season Field Goal Percentage List (min 20 made FG)

1.	69.1	Emmanuel Olojakpoke (65-94)	2019-20
2.	68.3	Connor MacDougall (69-101)	2018-19
3.	66.9	Tim Fuller (95-142)	2022-23
4.	64.5	Brett Ravenberg (20-31)	2007-08
5.	64.1	Richard Harward (75-117)	2018-19
6.	63.6	Isaac Neilson (68-107)	2017-18
7.	63.6	Andrew Bastien (28-44)	2016-17
8.	63.0	Akolda Manyang (150-238)	2017-18
9.	62.5	Zach Nelson (40-64)	2017-18
10.	60.5	Aziz Bandaogo (147-243)	2022-23
	60.5	Dayon Goodman (69-114)	2015-16
	60.5	Matt Komenda (26-43)	2007-08

UVU Career Field Goal Percentage List (min 100 made FG)

1.	63.0	Akolda Manyang (150-238)	2017-18
2.	61.9	Tim Fuller (208-336)	2019-23
3.	60.5	Aziz Bandaogo (147-243)	2022-23
4.	59.2	Isaac Neilson (196-331)	2016-18
5.	55.5	Geddes Robinson (221-398)	2010-12
6.	55.1	Ben Devoe (127-394)	2004-06

7.	54.7	Jordan Brady (216-395)	2006-08
8.	53.2	Jon Bell (108-203)	2003-04
9.	53.1	Justin Baker (265-499)	2008-11
10.	52.0	Jake Toolson (314-604)	2013-15



UTAH VALLEY GOES 2-1 AT JERSEY MIKE'S JAMAICA CLASSIC

Utah Valley competed in the Jersey Mike's Jamaica Classic, Nov. 18-20, at the Montego Bay Convention Center in Montego Bay, Jamaica. Utah Valley went 1-1 at the 2022 Jersey Mike's Jamaica Classic with a 73-72 overtime decision to Morgan State and a 79-56 win over Green Bay.

WOODBURY NAMED LOU HENSON NATIONAL PLAYER OF THE WEEK, WAC PLAYER OF THE WEEK

Utah Valley senior guard Trey Woodbury was named both Lou Henson National Player of the Week and TicketSmarter WAC Player of the Week for his performance in the team's 77-72 road win at Oregon on Dec. 20. Woodbury neared a triple-double with 24 points, nine rebounds, six assists, and three steals in the win over the Ducks. He scored his 23 points on 9-of-18 shooting from the field, including a 3-of-4 clip from long range.

BANDAOGO EARNS SECOND WAC PLAYER OF THE WEEK HONOR OF THE SEASON

Aziz Bandaogo was named the TicketSmarter Western Athletic Conference Men's Basketball Player of the Week this past Monday. It is the second time this season that Bandaogo has earned the honor.

Bandaogo recorded a pair of double-doubles to lead Utah Valley to a pair of WAC road wins over UT Arlington and UTRGV last week to help the Wolverines push their win streak to 10 games and move to a perfect 4-0 in WAC play. He averaged 15.5 points, 14.0 rebounds, and 4.5 blocks over the two games. He also shot 63.2 percent from the field and recorded an 87.5 percent clip from the free throw line.

Bandaogo scored a then career-high 18 points with 16 rebounds and a career-high six blocks in Utah Valley's 75-61 win at UTRGV on Saturday night. He scored 13 points with 12 rebounds and three blocks in UVU's 72-64 win at UT Arlington on Thursday night.

UTAH VALLEY DEFEATS CROSSTOWN RIVAL BYU FOR A SECOND STRAIGHT SEASON



Justin Harmon scored a game-high 19 points and Aziz Bandaogo added 14 to lead Utah Valley to a 75-60 win over crosstown rival and future Big 12 foe BYU on Dec. 7 at the Marriott Center.

The win is the second straight victory over the Cougars as UVU took a 72-65 win over BYU last season at the UCCU Center.

Utah Valley knocked down three of its first four three-point field goal attempts as



the Wolverines took a 10-8 lead through the first four minutes of the game. BYU responded with a 17-5 run to jump out to a 25-15 lead with 10:36 remaining in the first half. Tim Ceaser then connected on a shot from long range to spark a 15-5 UVU run culminating in a second Bandaogo three that tied the game, 30-30, with 4:26 to go. Utah Valley was down six, 38-32, with six seconds remaining, but Cam Alford scored a bucket as time expired to cut the lead to a 38-34 BYU advantage at the break.

The Wolverines opened the second half by scoring seven of the first nine points to take a 41-40 lead with 16:51 on the clock. BYU then knocked down a three to take a 43-41 lead at the 16:17 mark and UVU responded with a 14-2 run with six points from Harmon to give the Wolverines a 55-45 lead with 9:42 to play. BYU scored four unanswered to cut the UVU lead to seven points, 60-53, but Blaze Nield knocked down a three to extend the lead back to 10 points, 63-53, sparking a 6-0 UVU run to take a 69-53 lead with two minutes to play. UVU then held on over the final two minutes to secure the 75-60 win over the Cougars.

Harmon scored his 19 points on a 7 of 12 clip from the field, including a 1 of 3 mark from long range. He also knocked down 4 of 8 shots at the free throw line. Harmon dished out three assists with two rebounds and a steal.

Bandaogo scored his 14 points on a 4 of 5 clip from the field, including a perfect 2 of 2 mark from beyond the arc. He also hit 4 of 6 shots at the charity strip. He pulled down seven rebounds with one steal.

Nield was also in double figures with 10 points on 2 of 4 shooting, all from three. He knocked down 4 of 4 shots at the free throw line. Ceaser finished with nine points, followed by Le'Tre Darthard with eight points, Trey Woodbury with seven, and Tahj Small with six.

Utah Valley shot 52.2 percent (24-46) from the field with a 45.8 percent clip (11-24) from three-point range. UVU held BYU to 35.7 percent (20-56) shooting from the floor and a 15.4 percent (4-26) mark from long range. UVU outrebounded BYU 35-33. Utah Valley forced BYU into 10 turnovers in the second half that turned into 16 UVU points.

BANDAOGO NAMED TICKETSMARTER WAC PLAYER OF THE WEEK FOR DEC. 5-11

Utah Valley sophomore center Aziz Bandaogo has been named the TicketSmarter Western Athletic Conference Men's Basketball Player of the Week for Dec. 12. It is the second straight WAC Player of the Week honor for the Wolverines as Le'Tre Darthard earned the award last week. The sophomore center scored 14 points to go along with seven rebounds and one steal in Utah Valley's 75-60 win over crosstown rival and future Big 12 foe BYU on Dec. 7. He connected on 4 of 5 shots from the field, including a perfect 2 of 2 mark from long range. He also knocked down 4 of 6 shot from the charity stripe.

Bandaogo recorded his fifth double-double of the season with 15 points and 10 rebounds in Utah Valley's 80-75 overtime road win at Northern Arizona. He also two blocks and a pair of assists. He scored his 15 points on a 6 of 8 clip from the field and a 3 of 4 performance at the free throw line. Over his two games last week, Bandaogo averaged 14.5 points, 8.5 rebounds, 1.0 blocks, and 1.0 steals. He shot an impressive 76.9 percent (10-13) from the field and 70 percent (7-10) from the free throw line.

DARTHARD NAMED TICKETSMARTER WAC PLAYER OF THE WEEK FOR NOV. 28-DEC. 4

Utah Valley junior guard Le'Tre Darthard was named the TicketSmarter Western Athletic Conference Men's Basketball Player of the Week on Dec. 5. It is the first WAC Player of the Week honor of Darthard's career. Darthard had an impressive performance in Utah Valley's 88-78 win over Long Beach State on Saturday. Darthard scored 25 points on 8 of 12 shooting, including a 7 of 11 clip from long range. He also pulled down four rebounds, dished out three assists, blocked two shots and added two steals in the win. Darthard's seven three-point field goals were just one off from equaling the top single-game performance in the WAC this season. The seven threes were also just two shy of UVU's single-game threes record of nine.

WOODBURY NAMED TO PRESEASON ALL-WAC TEAM

Utah Valley University guard Trey Woodbury has been named to the Preseason All-WAC team by both the coaches and the media, the league office announced on Monday. Utah Valley was picked to finish seventh by the coaches and eighth by the media in the conference preseason poll.

Woodbury heads into his senior season with the Wolverines this year. He made his way back from a knee injury to make his season debut at the 2022 WAC Tournament where he scored five points with four rebounds in a win over Chicago State in the first round of the tournament. He then scored 10 points with three rebounds and three assists in the quarterfinal loss to Abilene Christian.

The Las Vegas native earned All-WAC honors in 2020-21 after leading the team in scoring at 15.6 points per game and assists at 3.7 a contest. He also averaged 4.0 rebounds and nearly a steal per game during his junior campaign. He scored 20 or more points in seven games and dropped in a career-high 34 points in UVU's WAC Tournament game against New Mexico State in 2021.

NEW FACES

Utah Valley welcomes nine newcomers to the squad, including transfers Tahj Small (Tarleton), Aziz Bandaogo (Akron), and Cam Alford (John A. Logan College).

MARK MADSEN IS ONLY COLLEGIATE HEAD COACH TO PLAY IN NBA AND WIN TWO TITLES

Utah Valley head coach Mark Madsen is one of 24 Division I collegiate head coaches that played in the NBA. He is one of just five head coaches that played in the NBA and won an NBA title. He is the only head coach in college basketball that played in NBA and won two NBA titles.

NCAA Head Coaches that Played in the NBA

Speedy Claxton, Hofstra
Steve Alford, Nevada
Hubert Davis, North Carolina
Johnny Dawkins, Central Florida
Juan Dixon, Coppin State
Bryce Drew, Grand Canyon
Kim English, George Mason
Patrick Ewing, Georgetown
Penny Hardaway, Memphis
Aaron McKie, Temple
Steve Henson, Texas-San Antonio
Fred Hoiberg, Nebraska
Juwan Howard, Michigan
Bobby Hurley, Arizona State
Mark Madsen, Utah Valley
Kenny Payne, Louisville
Mark Pope, BYU
Lorenzo Romar, Pepperdine
Jerry Stackhouse, Vanderbilt
Rod Strickland, Long Island



Reggie Theus, Bethune-Cookman
Darrell Walker, Little Rock
Mo Williams, Jackson State
Mike Woodson, Indiana

NCAA Head Coaches that won an NBA Title

Speedy Claxton, Hofstra (2003 San Antonio Spurs)

Juwan Howard, Michigan (2012 Miami Heat)

Mark Madsen, Utah Valley (2001 and 2002 Los Angeles Lakers)

Darrell Walker, Little Rock (1993 Chicago Bulls)

Mo Williams, Jackson State (2016 Cleveland Cavaliers)

***UTAH VALLEY PICKED SEVENTH IN PRESEASON COACHES' POLL,
EIGHTH IN MEDIA POLL***

Utah Valley was selected seventh in the WAC's preseason coaches' poll. The Wolverines received 85 points and were just six points behind Seattle U for the sixth spot. Grand Canyon was picked first in the coaches' poll, followed by NM State in second. Stephen F. Austin was selected third, followed by Abilene Christian fourth, California Baptist fifth, and Seattle U sixth. UVU was seventh, Sam Houston eighth, Southern Utah ninth, Tarleton 10th, UT Arlington 11th, Utah Tech 12th, and UTRGV 13th. The Wolverines were picked to finish eighth in the WAC's preseason media poll. Grand Canyon was also picked to finish first in the media poll, followed by NM State second, Stephen F. Austin third, Abilene Christian fourth, California Baptist fifth, and Sam Houston and Seattle tied for sixth. UVU was picked eighth, Southern Utah ninth, UT Arlington was picked 10th, Tarleton 11th, Utah Tech 12th, and UTRGV 13th.



2022-23 UVU ROSTER

#	Name	Pos.	Height	Weight	Year-Exp.	Hometown (Previous School)
0	Justin Harmon	G	6-4	180	Jr.	Chicago, Ill. (Barton CC)
1	Le'Tre Darthard	G	6-4	180	Jr.	Denton, Texas (McCook CC)
2	Tim Ceaser	F	6-9	210	Jr.	Marion, Ark. (Coastal Carolina)
3	Blaze Nield	G	6-1	185	Sr.	Lehi, Utah (BYU)
4	Trey Woodbury	G	6-4	200	Sr.	Las Vegas, Nevada (UNLV)
5	Tim Fuller	F/C	6-9	235	RS-Sr.	Gilbert, Ariz. (Weber State)
10	Cam Alford	G	6-1	205	Jr.	Indianapolis, Ind. (John A. Logan)
11	Tahj Small	G	6-5	195	Sr.	Durham, North Carolina (Tarleton)
12	Raul Freire Del Tio (RS)	G	5-11	175	Fr.	Seville, Spain (IES Virgen de Vaime)
13	Jaden McClanahan	G	5-10	175	Jr.	Vallejo, Calif. (Independence CC)
15	Cache Fields	G	6-6	210	Jr.	Palo Alto, Calif. (Gavilan College)
20	Trevan Leonhardt	G	6-4	175	Fr.	Kaysville, Utah (Davis HS)
21	Brenden Crowther	G	6-5	200	Fr.	Alamosa, Colo. (Alamosa HS)
22	Jordan Battle (RS)	G	6-2	200	So.	Chesapeake, Virginia (Hargrave Military)
34	Joao Das Chagas (RS)	F	6-10	240	Fr.	Niquelândia, Brazil (NBA Academy)
35	Ethan Potter	F	6-8	205	Fr.	Layton, Utah (Layton HS)
55	Aziz Bandaogo	C	7-0	230	So.	Dakar, Senegal, Africa (Akron)

(RS)-Redshirting this season

COACHES/STAFF

Head Coach: Mark Madsen, 4th season (Stanford, 2000)**Associate Head Coach:** Todd Phillips, 4th season (Lewis & Clark State, 1999)**Assistant Coach:** Todd Okeson, 4th season (Nevada, 2004)**Assistant Coach:** Ken Moses, 1st season (Colorado State Pueblo, 2010)**Director of Ops:** Stephen Rodgers, 1st season (Coastal Carolina, 2014)**Trainer:** Andrew Nelson, 18th season (BYU, 2000)**Strength & Conditioning Coach:** Sebastian Hernandez, 2nd season (Florida St., 2019)**Graduate Assistant:** Trevor Stanger, 2nd Season (Boise State)**Team Mental Health Specialist:** Kevin Woods, 4th season (Utah Valley, 2012)**MBB SID:** Jason Erickson, 9th season (Southern Utah, 2002)**Pronunciation Guide**

Le'Tre Darthard	DAR-third
Blaze Nield	Blaze n-EE-Id
Joao Das Chagas	j-oh-ow Das Chagas
Aziz Bandaogo	ah-zEEz Ban-Day-Go



UVU All-Time vs.

Utah State	0-14
Western Colorado	2-0
Northern Arizona	4-2
Wake Forest	0-1
Morgan State	0-1
Green Bay	1-0
Boise State	1-6
Long Beach State	3-1
BYU	3-5
SAGU	1-0
Antelope Valley	5-0
Oregon	1-1
Sam Houston	4-0
Utah Tech	4-2
UT Arlington	2-2
UTRGV	30-4
California Baptist	7-3
Seattle U	13-13
Abilene Christian	2-2
Grand Canyon	9-13
Southern Utah	5-7
New Mexico State	6-14
Tarleton	4-2
Stephen F. Austin	1-1

vs Ranked Teams (1-10 All-Time)	Score
at #10 Marquette (11/12/07)	L, 55-66
at #18 Minnesota (11/19/09)	L, 51-76
at #8 Oklahoma State (11/12/13)	L, 40-93
at #17 Oregon (11/19/13)	L, 54-69
at #3 Arizona (12/9/14)	L, 56-87
at #16 Louisville (12/23/15)	L, 68-98
at #13/14 Gonzaga (11/11/16)	L, 69-92
at #4/5 Kentucky (11/10/17)	L, 63-73
at #1 Duke (11/11/17)	L, 69-99
at #9 Kentucky (11/18/19)	L, 74-82
vs. #12 BYU (12/1/21)	W, 72-65

American Athletic	0-3
Atlantic Coast Conference	0-3
America East Conference	3-4
Atlantic Sun Conference	0-1
Big East Conference	0-3
Big Sky Conference	30-29
Big South Conference	0-2
Big 10 Conference	0-1
Big 12 Conference	0-2
Big West	10-10
Colonial Athletic Association	0-4
Conference USA	5-2
Great West Conference	28-17
Horizon League	2-2
Independents	53-16
Mid-American Conference	1-1
Mid-Eastern Athletic Conf.	2-5
Missouri Valley Conference	3-0
Mountain West Conference	2-14
Northeast Conference	0-1
Ohio Valley Conference	2-1
Pac-12 Conference	4-10
Patriot League	0-1
Southern Conference	1-3
Southland Conference	5-4
Southeastern Conference	0-3
Southwestern Athletic Conf.	2-0
Summit League	14-13
Sun Belt Conference	8-8
West Coast Conference	6-10
Western Athletic Conference	94-71
Non-Division I	65-0

ABOUT UVU ATHLETICS' NCAA HISTORY

Until 2003, Utah Valley University competed as a NJCAA athletic program. The 2003-04 season was the school's first competing at an NCAA Division I level. In 2004-05, UVU played its first full Division I schedule. As a program transitioning from junior college to DI, UVU was termed "provisional" and remained that way until 2009. UVU's provisional status was lifted and the program became a full member of NCAA Division I on July 8, 2009. Until then, UVU teams and individuals were not eligible to compete in NCAA championship events.

The Wolverines spent six seasons as an independent before the Great West Conference became an all-sports league in 2008 and began its first full season in 2009. UVU also became a university in 2008, changing its name from Utah Valley State College (UVSC) to Utah Valley University (UVU). UVU joined the Western Athletic Conference on July 1, 2013. Joining the WAC gave UVU teams the opportunity to play for NCAA automatic bids for the first time in program history.

CollegeInsider.com Top-25 Poll
 March 13

RK	TEAM	RECORD	PTS
1	Gonzaga (31)	28-5	775
2	Saint Mary's	26-7	739
3	Oral Roberts	30-4	694
4	Charleston	31-3	681
5	Kent State	28-6	625
6	Drake	27-7	619
7	Louisiana	26-7	563
8	Furman	27-7	552
9	Toledo	27-7	468
10	Iona	27-7	449
11	UC Santa Barbara	27-7	399
12	Hofstra	24-9	397
13	Kennesaw State	26-8	383
14	Southern Miss	25-7	309
15	Bradley	25-9	307
16	Liberty	26-8	298
17	Sam Houston	25-7	242
18	Colgate	26-8	236
19	Utah Valley	25-8	215
20	Marshall	24-8	163
21	UNC Asheville	27-7	152
22	Montana State	25-9	103
23	Princeton	21-8	97
24	Vermont	23-10	95
25	Grand Canyon	24-11	80

OTHERS RECEIVING VOTES: Santa Clara 65, Texas A&M Corpus Christi 53, Howard 35, Yale 33, Eastern Washington 31, Youngstown State 30, Northern Kentucky 29, UC Irvine 26, Akron 23, Belmont 17, UNCW 15, Towson 14, **BYU 12**, Merrimack 10, Seattle 10, Loyola Marymount 7, James Madison 6, **Southern Utah 6**, Southern Illinois 5, Grambling 2, UC Riverside 2, UNGC 2, Alcorn State 1, UMass Lowell 1.

Bold denotes a team on UVU's schedule this season.



2022-23 Standings (Through March 16)

Team	Record	Pct	WAC			Record	Pct	Overall			
			Home	Away	Streak			Home	Away	Neutral	Streak
Utah Valley	15-3	.833	8-1	7-2	W3	26-8	.765	13-1	10-5	2-2	L1
Sam Houston	14-4	.778	8-1	6-3	W7	26-7	.788	12-1	10-5	3-1	L1
Southern Utah	12-6	.667	8-1	4-5	W1	22-12	.647	13-2	5-8	4-2	L1
Stephen F. Austin	11-7	.611	8-2	3-5	L2	19-13	.594	12-4	6-6	1-3	L3
Grand Canyon	11-7	.611	6-2	5-5	W2	24-11	.686	14-4	5-5	5-2	W6
Seattle U	11-7	.611	7-2	4-5	W1	20-12	.625	12-2	7-7	1-3	L1
Tarleton	9-9	.500	7-2	2-7	W1	17-16	.515	12-2	2-12	3-2	L1
California Baptist	8-10	.444	6-3	2-7	L1	17-16	.515	12-5	4-8	1-3	L1
Abilene Christian	7-11	.433	4-5	3-6	L5	13-17	.433	9-5	4-8	0-4	L6
UT Arlington	6-12	.333	3-6	3-6	L2	11-21	.344	6-8	4-9	1-4	L3
UTRGV	6-12	.333	3-6	3-6	L1	15-17	.469	12-6	3-10	0-1	L2
Utah Tech	5-13	.278	4-5	1-8	L1	14-19	.424	9-5	3-13	2-1	L1
NM State	2-16	.111	2-7	0-9	--	9-15	.375	6-4	1-9	2-2	L1

WAC PLAYERS OF THE WEEK

Player of the Week

Nov. 14 Cameron Tyson, R-Jr., G, SU
 Nov. 21 Freddy Hicks, So., G/F, Tarleton
 Nov. 28 Justin Johnson, Sr. F, UTRGV
 Dec. 5 Le'Tre Darthard, Jr., G, UVU
 Dec. 12 Aziz Bandaogo, So., C, UVU
 Dec. 19 Justin Johnson, Sr. F, UTRGV
 Dec. 26 Trey Woodbury, Sr., G, UVU
 Jan. 2 Tevian Jones, Sr., G, SUU
 Jan. 9 Aziz Bandaogo, So., C, UVU
 Jan. 16 Riley Grigsby, Sr., G/F, SU
 Jan. 23 Riley Grigsby, Sr., G/F, SU
 Jan. 30 Taran Armstrong, So., G, CBU
 Feb. 6 Ray Harrison, So., G, GCU
 Feb. 13 Le'Tre Darthard, Jr., G, UVU
 Feb. 20 Gabe McGlothlan, R-Jr., F, GCU
 Feb. 27 Qua Grant, Sr., G, Sam Houston
 March 6 Ray Harrison, So., G, GCU

Freshman of the Week

Adante' Holiman, G, UTRGV
 Parsa Fallah, C, Southern Utah
 Kobe Knox, G, Grand Canyon
 Brandon Walker, F, UTA
 Parsa Fallah, C, SUU
 Adante' Holiman, G, UTRGV
 Anthony Wrzeszcz, G, SH
 None
 Chendall Weaver, G, UTA
 Kobe Knox, G, GCU
 Chendall Weaver, G, UTA
 Leonardo Bettiol, F, ACU
 Chendall Weaver, G, UTA
 Adante' Holiman, G, UTRGV
 Chendall Weaver, G, UTA
 Kobe Knox, G, GCU
 Adante' Holiman, G, UTRGV

This Week's WAC Schedule

Wednesday, March 15

NIT First Round at home sites

Utah Valley def. New Mexico, 83-69

Sam Houston def. Santa Clara, 58-56

Saturday, March 18

CBU First Round at Daytona Beach, FL

4 Southern Utah vs. 13 North Alabama, 1pm

7 Tarleton vs. 10 Radford, 3:30 p.m.

Friday, March 17

NCAA First Round - Denver, CO

14 Grand Canyon vs. 3 Gonzaga, 5:30 p.m.

Sunday, March 19

NIT Second Round at home sites

Utah Valley at Colorado, 7:30 p.m. ESPN

Sam Houston at North Texas, 2 p.m.

WAC Preseason Polls and Teams

Coaches

- | | |
|---------|--------------|
| 1. GCU | 7. UVU |
| 2. NMSU | 8. SH |
| 3. SFA | 9. SUU |
| 4. ACU | 10. Tarleton |
| 5. CBU | 11. UTA |
| 6. SU | 12. UT |
| | 13. UTRGV |

Media

- | | |
|---------|--------------|
| 1. GCU | 6. SU |
| 2. NMSU | 8. UVU |
| 3. SFA | 9. SUU |
| 4. ACU | 10. UTA |
| 5. CBU | 11. Tarleton |
| 6. SH | 12. UT |
| | 13. UTRGV |

Player of the Year: Jovan Blacksher Jr., Jr., G, GCU

Player of the Year: Jovan Blacksher Jr., Jr., G, GCU

First Team

Airion Simmons, Sr., F, Abilene Christian
 Taran Armstrong, So., G, California Baptist
 Jovan Blacksher Jr., Jr., G, Grand Canyon
 Xavier Pinson, Sr., G, NM State
 Cameron Tyson, Jr., G, Seattle U
 Tevian Jones, Sr., G/F, Southern Utah
 Justin Johnson, Sr., F, UTRGV
 Trey Woodbury, Sr., G, Utah Valley

Media All-WAC Team

Airion Simmons, Sr., F, Abilene Christian
 Taran Armstrong, So., G, California Baptist
 Jovan Blacksher Jr., Jr., G, Grand Canyon
 Xavier Pinson, Sr., G, NM State
 Deshaundre Washington, Jr., G, NM State
 Cameron Tyson, Jr., G, Seattle U
 Jaylin Jackson-Posey, So., G, SFA
 Trey Woodbury, Sr., G, Utah Valley

Second Team

Rayshon Harrison, So., G, Grand Canyon
 Gabe McGlothlan, Jr., F, Grand Canyon
 Javion May, Sr., G, Sam Houston
 Riley Grigsby, Sr., G/F, Seattle U
 Maizen Fausett, Sr., F, Southern Utah
 Sadaidriene Hall, So., F, Stephen F. Austin
 Jaylin Jackson-Posey, So., G, SFA
 Freddy Hicks, Jr., G/F, Tarleton



JUSTIN HARMON

Junior • Guard
6-4 • 180
Chicago, Illinois
Barton CC

Harmon's
Complete bio



2022-23 HIGHLIGHTS

- Nearly recorded a double-double with nine points and nine rebounds at Utah State (Nov. 7).
- Scored 11 points in UVU's win over Western Colorado (Nov. 9).
- Scored seven points with six rebounds and five assists in a win over Northern Arizona (Nov. 12).
- Scored 19 points with four rebounds, three assists, and two steals in loss at Wake Forest (Nov. 15).
- Recorded his third double digit scoring game of the season with 11 points and three assists against Morgan State (Nov. 18).
- Scored 18 points with three rebounds in a win over Green Bay (Nov. 20).
- Scored 19 points with four rebounds at Boise State (Nov. 26).
- Recorded his sixth straight double digit scoring game with 19 points in win over Long Beach State (Dec. 3). Also posted a career-best seven assists.
- Recorded 19 points, two rebounds, and a steal in UVU's 75-60 win at BYU (Dec. 7).
- Scored 15 points with four rebounds and three assists in an overtime win at Northern Arizona (Dec. 10).
- Scored 19 points with five rebounds and four assists in win over SAGU (Dec. 13).
- Scored 13 points with a career-high four steals in win over Antelope Valley (Dec. 16).
- Scored 13 points with seven rebounds in a 77-72 win at Oregon (Dec. 20).
- Scored 13 points with six assists in 80-64 win over Sam Houston (Dec. 29).
- Recorded his 12th straight double digit scoring game with 10 points in a 71-60 win over Utah Tech.
- Scored a season-high 21 points on 6-of-10 shooting and a career-best 9-of-12 mark from the free throw line in a 72-64 win at UT Arlington (Jan. 5).
- Recorded his first career double-double with 14 points and 10 assists in 75-61 win at UTRGV (Jan. 7).
- Scored 14 points with five boards in 71-67 road win at California Baptist (Jan. 11).
- Scored 16 points in loss at Southern Utah (Jan. 26).
- Scored 17 points in a win over NM State (Jan. 28).
- Scored 12 points with eight rebounds and three assists in 76-69 win at Utah Tech (Feb. 2).
- Scored 12 points with three steals and three rebounds in a 66-62 win at Abilene Christian (Feb. 25).
- Scored 17 points with four rebounds and three assists in a 78-59 win over UT Arlington (March 1).
- Scored a season-high 23 points in WAC Tournament quarterfinal win over Tarleton (March 9).
- Scored 13 points with six rebounds and five assists in an 89-88 loss to Southern Utah (March 10) in the semifinals of the WAC Tournament.
- Scored a career-high 32 points with three rebounds and three assists in UVU's 83-69 win over New Mexico in the first round of the NIT.

GET TO KNOW JUSTIN

Prepped at Curie High School where he led the Condors to a Chicago City Championship and a third-place finish at state during his senior year ... helped lift CHS to a top-25 national ranking as one of the top teams in the country in 2019 as he finished the season averaging 16.0 points, 5.0 rebounds, and 2.0 assists a game ... earned first team all super conference honors at CHS. Played the last two seasons at Barton Community College where he earned first team all-conference honors ... averaged 16.0 points, 4.6 rebounds, and 3.5 assists per game during the 2020-21 campaign ... led the Cougars to a 16-9 overall record and a trip to the semifinals of the NJCAA Region VI semifinals.

HARMON'S CAREER AT A GLANCE

- Burst onto the Division I scene last season with 14 points and five rebounds in his UVU debut at Boise State to open the 2021-22 season.
- Scored in double digits in five of his first eight games with Utah Valley.
- After scoring a career-high 24 points in a win over 12th-ranked BYU, Harmon broke his wrist and had to sit out two months. Came back on Jan. 27 in his hometown of Chicago, helping the Wolverines to a 101-87 win over Chicago State.

CAREER HIGHS

Points 32 at New Mexico, 3/15/23
FG Made 13 at New Mexico, 3/15/23
FG Attempted 20 at New Mexico, 3/15/23
3PT Made 3 (3x), last vs. NM State, 1/28/23
3PT Attempted 6 at Grand Canyon, 3/3/22
FT Made 9 at UT Arlington, 1/5/23
FT Attempted 12 at UT Arlington, 1/5/23
Rebounds 9 (3x), last at UT Arlington, 1/5/23
Assists 10 at UTRGV, 1/7/22
Blocks 3 vs. BYU, 12/1/21
Steals 4 (2x), last vs. Utah Tech, 12/31/22
Minutes 39:10 at Wake Forest, 11/15/22

SEASON HIGHS

Points 32 at New Mexico, 3/15/23
FG Made 13 at New Mexico, 3/15/23
FG Attempted 20 at New Mexico, 3/15/23
3PT Made 3 (3x), last vs. NM State, 1/28/23
3PT Attempted 6 vs. SAGU, 12/13/22
FT Made 9 at UT Arlington, 1/5/23
FT Attempted 12 at UT Arlington, 1/5/23
Rebounds 9 (2x), last at UT Arlington, 1/5/23
Assists 10 at UTRGV, 1/7/22
Blocks 2 at UT Arlington, 1/5/23
Steals 4 (2x), last vs. Utah Tech, 12/31/22
Minutes 39:10 at Wake Forest, 11/15/22

2022-23 GAME-BY-GAME STATS

Opponent	Date	GS	MIN	Total		3-Pointers		Free throws		Rebounds				PF	A	TO	BLK	STL	PTS	AVG	
				FG-FA	PCT	3FG-3FGA	PCT	FT-FTA	PCT	OFF	DEF	TOT	AVG								
at Utah St.	11/07/2022	*	28:46	2-12	.167	0-3	.000	5-7	.714	0	9	9	9.0	2	0	2	0	2	9	9.0	
Western Colo.	11/09/2022	*	22:21	5-8	.625	1-2	.500	0-0	.000	0	1	1	5.0	2	4	1	0	1	11	10.0	
Northern Ariz.	11/12/2022	*	27:21	3-6	.500	0-1	.000	1-2	.500	0	6	6	5.3	5	5	2	1	0	7	9.0	
at Wake Forest	11/15/2022	*	39:10	9-19	.474	0-3	.000	1-1	1.000	1	3	4	5.0	2	3	3	0	2	19	11.5	
vs Morgan St.	11/18/2022	*	33:17	3-8	.375	0-2	.000	5-5	1.000	1	0	1	4.2	2	3	4	0	2	11	11.4	
vs Green Bay	11/20/2022	*	27:03	7-11	.636	2-4	.500	2-3	.667	1	2	3	4.0	2	2	2	0	3	18	12.5	
at Boise St.	11/26/2022	*	28:06	7-14	.500	3-4	.750	2-2	1.000	0	4	4	4.0	4	0	3	0	1	19	13.4	
Long Beach St.	12/03/2022	*	31:52	7-15	.467	1-4	.250	4-4	1.000	2	3	5	4.1	3	7	2	1	3	19	14.1	
at BYU	12/07/2022	*	26:01	7-12	.583	1-3	.333	4-8	.500	1	1	2	3.9	3	3	2	0	1	19	14.7	
at Northern Ariz.	12/10/2022	*	30:39	5-11	.455	1-1	1.000	4-5	.800	1	3	4	3.9	4	3	7	0	0	15	14.7	
SAGU American Indian	12/13/2022	*	17:50	6-12	.500	3-6	.500	4-5	.800	1	4	5	4.0	2	4	1	0	1	19	15.1	
Antelope Valley	12/16/2022	*	26:36	6-14	.429	1-3	.333	0-0	.000	3	0	3	3.9	0	2	0	0	4	13	14.9	
at Oregon	12/20/2022	*	33:25	5-15	.333	1-2	.500	2-3	.667	1	6	7	4.2	2	2	3	0	0	13	14.8	
Sam Houston	12/29/2022	*	29:59	4-7	.571	2-4	.500	3-4	.750	1	2	3	4.1	1	6	4	1	0	13	14.6	
Utah Tech	12/31/2022	*	22:35	4-13	.308	1-4	.250	1-2	.500	0	1	1	3.9	4	2	2	0	4	10	14.3	
at UT Arlington	01/05/2023	*	28:56	6-10	.600	0-2	.000	9-12	.750	1	8	9	4.2	3	2	2	2	0	21	14.8	
at UTRGV	01/07/2023	*	29:42	5-10	.500	0-2	.000	4-4	1.000	0	5	5	4.2	0	10	6	0	2	14	14.7	
at California Baptist	01/11/2023	*	33:16	6-14	.429	1-2	.500	1-1	1.000	1	4	5	4.3	0	1	4	1	2	14	14.7	
Seattle U	01/14/2023	*	31:09	4-12	.333	0-2	.000	2-8	.250	0	2	2	4.2	2	4	3	1	2	10	14.4	
Abilene Christian	01/18/2023	*	21:21	4-6	.667	1-3	.333	3-3	1.000	0	2	2	4.1	2	7	3	0	0	12	14.3	
at Grand Canyon	01/21/2023	*	14:39	2-7	.286	0-0	.000	0-0	.000	0	0	0	3.9	5	1	2	0	0	4	13.8	
at Southern Utah	01/26/2023	*	33:04	7-15	.467	1-3	.333	1-5	.200	0	4	4	3.9	3	0	4	0	1	16	13.9	
New Mexico St.	01/28/2023	*	26:51	6-15	.400	3-5	.600	2-2	1.000	1	1	2	3.8	2	2	3	0	0	17	14.0	
at Utah Tech	02/02/2023	*	30:38	3-17	.176	1-2	.500	5-5	1.000	2	6	8	4.0	3	3	4	0	1	12	14.0	
California Baptist	02/08/2023	*	27:06	1-9	.111	0-3	.000	0-0	.000	1	1	2	3.9	2	1	2	0	2	2	13.5	
Southern Utah	02/11/2023	*	19:36	1-5	.200	0-2	.000	2-2	1.000	0	1	1	3.8	5	3	3	0	0	4	13.1	
at Seattle U	02/18/2023	*	28:35	4-12	.333	0-2	.000	2-2	1.000	0	4	4	3.8	2	2	4	0	2	10	13.0	
at Tarleton St.	02/23/2023	*	27:11	2-8	.250	0-3	.000	6-6	1.000	1	1	2	3.7	4	2	4	0	0	10	12.9	
at Abilene Christian	02/25/2023	*	27:05	5-11	.455	1-4	.250	1-2	.500	0	3	3	3.7	1	1	4	0	3	12	12.9	
UT Arlington	03/01/2023	*	30:06	6-7	.857	1-1	1.000	4-5	.800	0	4	4	3.7	1	3	4	0	1	17	13.0	
SFA	03/03/2023	*	11:07	3-4	.750	0-0	.000	2-3	.667	0	1	1	3.6	5	3	3	1	1	8	12.8	
vs Tarleton St.	03/09/2023	*	26:46	10-14	.714	2-4	.500	1-1	1.000	0	2	2	3.6	2	1	5	0	3	23	13.2	
vs Southern Utah	03/10/2023	*	33:23	5-9	.556	1-3	.333	2-5	.400	2	4	6	3.6	3	5	5	0	0	13	13.2	
at New Mexico	03/15/2023	*	34:00	13-20	.650	2-4	.500	4-6	.667	1	2	3	3.6	1	3	1	0	0	32	13.7	
Totals			33	939:32	173-382	.453	31-93	.333	89-123	.724	23	100	123	3.6	84	100	104	8	44	466	13.7

CAREER STATS

			Field Goals		3-Point		F-Throws		Rebounds										Scoring	
SEASON TEAM	GP-GS	MIN/AVG	FG-FGA	FG%	3FG-3FGA	3FG%	FT-FTA	FT%	OFF	DEF	TOT	AVG	PF-FO	A	TO	BLK	STL	PTS	AVG	
2021-22 UVU	21-7	533/25.4	75-183	.410	11-37	.297	68-87	.782	13	67	80	3.8	46-0	30	46	12	17	229	10.9	
2022-23 UVU	34-33	940/27.6	173-382	.453	31-93	.333	89-123	.724	23	100	123	3.6	84-4	100	104	8	44	466	13.7	
TOTAL	55-40	1472/26.8	248-565	.439	42-130	.323	157-210	.748	36	167	203	3.7	130-4	130	150	20	61	695	12.6	



LE'TRE DARTHARD

Junior • Guard
6-4 • 180
Denton, Texas
McCook CC

Darthard's
Complete bio



2022-23 HIGHLIGHTS

- Led UVU with 14 points in win in home opener over Western Colorado (Nov. 9).
- Scored 13 points with four assists in win over Northern Arizona (Nov. 12).
- Scored 18 points with three rebounds in loss at Wake Forest (Nov. 15).
- Tallied his fourth straight double digit scoring game with 12 points and six rebounds against Morgan State (Nov. 18).
- Scored a season-high 25 points with a career-best seven three-point field goals in win over Long Beach State (Dec. 3).
- Scored 16 points with six rebounds, three assists, and two blocks in overtime win at Northern Arizona (Dec. 10).
- Recorded his seventh double digit scoring game of the season with 15 points in an 80-64 win over Sam Houston (Dec. 29).
- Scored 18 points with six rebounds in a 71-60 win over Utah Tech (Dec. 31).
- Knocked down his 100th three of his career and scored nine points with six rebounds in a 72-64 win at UT Arlington (Jan. 5).
- Scored 19 points with four three-pointers in 75-61 win at UTRGV (Jan. 7).
- Scored 16 points and went 4-for-4 at the free throw line over the final 13 seconds in a 71-67 win at California Baptist (Jan. 11).
- Scored 13 points in 85-80 loss to Seattle U (Jan. 14).
- Matched a season high with 25 points and seven rebounds in a 76-64 win at Grand Canyon (Jan. 21).
- Scored a new season high with 26 points in a 76-69 win at Utah Tech (Feb. 2).
- Had a season-high three steals with eight points and six rebounds in a 71-55 win over California Baptist (Feb. 10).
- Scored a career-high 31 points with a career-best nine rebounds in a 90-83 win over Southern Utah (Feb. 11).
- Scored 19 points with four rebounds and four assist in 67-58 win at Seattle U (Feb. 18).
- Scored a game-high 18 points in a 66-62 road win at Abilene Christian (Feb. 25).
- Scored 16 points with four rebounds and four assists in 78-59 win over UT Arlington (March 1).

GET TO KNOW LE'TRE

Born Jan. 12, 2000 ... parents are Calvashawn and Teila Darthard ... has two brothers (DeRay and Caleb) ... prepped at Denton Guyer High School in Texas and also at Hargrave Military Academy in Virginia ... averaged 9.2 points, 5.8 rebounds, 1.7 assists, and 1.3 steals in his final season at HMA ... also shot an impressive 51 percent from the field ... earned 6A all-area and all-district honors and also received academic all-district honors ... named the Defensive Player of the Year at DGHS.

DARTHARD'S CAREER AT A GLANCE

- Is in his third season with the Wolverines.
- Has averaged 8.1 points, 1.3 points, and 2.2 rebounds per game over this two seasons with the Wolverines.
- Started 26 of his 28 games last season for UVU, leading the Wolverines from beyond the arc with 44 made threes.
- Was one of UVU's free throw percentage leaders with an 84.8 percent clip.

CAREER HIGHS

Points 31 vs. Southern Utah, 2/11/23
FG Made 10 at Utah Tech, 2/2/23
FG Attempted 15 at Grand Canyon, 1/21/23
3PT Made 7 vs. Long Beach St., 12/3/22
3PT Attempted 11 vs. Long Beach St., 12/3/22
FT Made 16 vs. Southern Utah, 2/11/23
FT Attempted 17 vs. Southern Utah, 2/11/23
Rebounds 9 vs. Southern Utah, 2/11/23
Assists 6 vs. Denver, 11/27/21
Blocks 2 (5x), last at Tarleton, 2/23/23
Steals 4 vs. Denver, 11/27/21
Minutes 39:02 at Long Beach St., 11/17/21

SEASON HIGHS

Points 31 vs. Southern Utah, 2/11/23
FG Made 10 at Utah Tech, 2/2/23
FG Attempted 17 vs. UT Arlington, 3/1/23
3PT Made 7 vs. Long Beach St., 12/3/22
3PT Attempted 11 vs. Long Beach St., 12/3/22
FT Made 16 vs. Southern Utah, 2/11/23
FT Attempted 17 vs. Southern Utah, 2/11/23
Rebounds 9 vs. Southern Utah, 2/11/23
Assists 4 (3x), last vs. UT Arlington, 3/1/23
Blocks 2 (4x), last at Tarleton, 2/23/23
Steals 3 (4x), last at New Mexico, 3/15/23
Minutes 37:47 at NAU, 12/10/22

2022-23 GAME-BY-GAME STATS

Opponent	Date	GS	MIN	Total		3-Pointers		Free throws		Rebounds				PF	A	TO	BLK	STL	PTS	AVG	
				FG-FGA	PCT	3FG-3FGA	PCT	FT-FTA	PCT	OFF	DEF	TOT	AVG								
at Utah St.	11/07/2022	*	28:58	0-6	.000	0-5	.000	1-3	.333	0	0	0	0.0	2	1	3	0	1	1	1.0	
Western Colo.	11/09/2022	*	17:10	5-6	.833	2-3	.667	2-2	1.000	0	2	2	1.0	2	0	1	1	0	14	7.5	
Northern Ariz.	11/12/2022	*	30:46	5-8	.625	3-6	.500	0-0	.000	2	1	3	1.7	1	4	1	2	2	13	9.3	
at Wake Forest	11/15/2022	*	35:26	7-14	.500	3-7	.429	1-1	1.000	1	2	3	2.0	5	0	1	0	1	18	11.5	
vs Morgan St.	11/18/2022	*	32:24	3-8	.375	1-5	.200	5-6	.833	0	6	6	2.8	3	2	3	0	0	12	11.6	
vs Green Bay	11/20/2022	*	24:31	0-5	.000	0-3	.000	1-2	.500	0	1	1	2.5	2	1	1	1	1	9	9.8	
at Boise St.	11/26/2022	*	20:47	2-6	.333	1-4	.250	2-2	1.000	0	0	0	2.1	0	0	0	0	0	7	9.4	
Long Beach St.	12/03/2022	*	32:56	8-12	.667	7-11	.636	2-2	1.000	1	3	4	2.4	2	3	4	2	2	25	11.4	
at BYU	12/07/2022	*	28:03	2-6	.333	2-4	.500	2-2	1.000	2	2	4	2.6	2	3	2	0	1	8	11.0	
at Northern Ariz.	12/10/2022	*	37:47	2-9	.222	1-5	.200	11-12	.917	1	5	6	2.9	4	3	0	2	1	16	11.5	
SAGU American Indian	12/13/2022	*	22:10	2-4	.500	2-4	.500	3-3	1.000	1	0	1	2.7	0	1	0	1	1	9	11.3	
Antelope Valley	12/16/2022	*	24:02	3-6	.500	1-3	.333	0-0	.000	0	3	3	2.8	1	3	0	1	0	7	10.9	
at Oregon	12/20/2022	*	25:43	3-10	.300	1-5	.200	2-2	1.000	1	3	4	2.8	2	1	0	0	1	9	10.8	
Sam Houston	12/29/2022	*	20:42	5-14	.357	4-12	.333	1-1	1.000	0	3	3	2.9	1	0	1	1	2	15	11.1	
Utah Tech	12/31/2022	*	31:33	7-12	.583	2-5	.400	2-2	1.000	1	5	6	3.1	1	1	2	0	2	18	11.5	
at UT Arlington	01/05/2023	*	32:13	3-7	.429	3-6	.500	0-0	.000	1	5	6	3.3	4	2	1	0	0	9	11.4	
at UTRGV	01/07/2023	*	32:23	6-9	.667	4-7	.571	3-3	1.000	1	2	3	3.2	3	0	2	0	0	19	11.8	
at California Baptist	01/11/2023	*	32:02	4-7	.571	2-4	.500	6-6	1.000	0	3	3	3.2	1	0	1	0	1	16	12.1	
Seattle U	01/14/2023	*	33:27	4-7	.571	2-3	.667	3-4	.750	0	2	2	3.2	4	2	0	1	1	13	12.1	
Abilene Christian	01/18/2023	*	21:11	3-9	.333	2-7	.286	2-2	1.000	0	3	3	3.2	2	0	1	1	1	10	12.0	
at Grand Canyon	01/21/2023	*	33:50	9-15	.600	2-5	.400	5-5	1.000	3	4	7	3.3	2	0	1	0	2	25	12.6	
at Southern Utah	01/26/2023	*	33:59	4-8	.500	0-1	.000	2-3	.667	1	1	2	3.3	2	2	2	0	0	10	12.5	
New Mexico St.	01/28/2023	*	33:41	4-13	.308	2-8	.250	5-6	.833	1	2	3	3.3	3	2	2	0	0	15	12.6	
at Utah Tech	02/02/2023	*	28:49	10-14	.714	3-4	.750	3-3	1.000	0	3	3	3.3	4	1	2	0	2	26	13.2	
California Baptist	02/08/2023	*	27:28	3-9	.333	0-4	.000	2-2	1.000	1	5	6	3.4	0	3	0	0	3	8	13.0	
Southern Utah	02/11/2023	*	35:17	6-14	.429	3-7	.429	16-17	.941	3	6	9	3.6	1	1	0	0	3	31	13.7	
at Seattle U	02/18/2023	*	35:04	5-11	.455	2-6	.333	7-8	.875	0	4	4	3.6	4	4	2	1	3	19	13.9	
at Tarleton St.	02/23/2023	*	30:31	2-7	.286	2-5	.400	5-6	.833	0	2	2	3.5	2	0	1	2	0	11	13.8	
at Abilene Christian	02/25/2023	*	34:15	5-14	.357	1-4	.250	7-7	1.000	0	2	2	3.5	1	3	2	0	2	18	13.9	
UT Arlington	03/01/2023	*	32:22	4-17	.235	2-9	.222	6-6	1.000	0	4	4	3.5	3	4	3	1	1	16	14.0	
SFA	03/03/2023	*	19:58	9-13	.692	3-4	.750	5-8	.625	1	3	4	3.5	0	1	0	1	1	26	14.4	
vs Tarleton St.	03/09/2023	*	25:58	4-8	.500	1-4	.250	2-2	1.000	0	4	4	3.5	3	2	1	0	1	11	14.3	
vs Southern Utah	03/10/2023	*	29:42	2-7	.286	0-3	.000	8-8	1.000	0	1	1	3.5	4	1	5	0	2	12	14.2	
at New Mexico	03/15/2023	*	24:19	2-12	.167	1-5	.200	2-2	1.000	0	4	4	3.5	0	1	4	1	3	7	14.0	
Totals			34	989:26	143-327	.437	65-178	.365	124-138	.899	22	96	118	3.5	71	52	49	19	41	475	14.0

CAREER STATS

			Field Goals		3-Point		F-Throws		Rebounds				Scoring						
SEASON TEAM	GP-GS	MIN/AVG	FG-FGA	FG%	3FG-3FGA	3FG%	FT-FTA	FT%	OFF	DEF	TOT	AVG	PF-FO	A	TO	BLK	STL	PTS	AVG
2020-21 UVU	22-6	472/21.5	47-92	.511	24-51	.471	12-19	.632	17	26	43	2.0	43-1	27	15	4	7	130	5.9
2021-22 UVU	28-26	768/27.4	87-215	.405	44-117	.376	56-66	.848	14	55	69	2.5	54-2	39	30	8	22	274	9.8
2022-23 UVU	34-34	989/29.1	143-327	.437	65-178	.365	124-138	.899	22	96	118	3.5	71-1	52	49	19	41	475	14.0
TOTAL	84-66	2230/26.5	277-634	.437	133-346	.384	192-223	.861	53	177	230	2.7	168-4	118	94	31	70	879	10.5



TIM CEASER

Junior • Forward
6-9 • 210
Marion, Arkansas
Coastal Carolina

Ceaser's
Complete bio



2022-23 HIGHLIGHTS

- Knocked down a three and pulled down five rebounds at Utah State (Nov. 7).
- Scored six points with a pair of threes in win over Western Colorado (Nov. 9) in home opener.
- Scored a season-high eight points with five rebounds against Morgan State (Nov. 18).
- Scored a season-high nine points on three shots from beyond the arc in UVU's 75-60 win at BYU (Dev. 7).
- Scored nine points on three makes from long range to go along with five rebounds in overtime win at Northern Arizona (Dec. 10).
- Scored a season-high 13 points with five rebounds in a 77-72 win at Oregon (Dec. 20).
- Scored 11 points with six rebounds in 84-54 win over Abilene Christian (Jan. 18).

CEASER'S CAREER AT A GLANCE

- Played in 30 of UVU's 32 games last season.
- Pulled down five or more rebounds in eight games and pulled down a career-high 13 boards with six points and three assists against Seattle U (Jan. 12).
- Knocked down 14 of his 17 free throw last season.
- Spent two seasons at Coastal Carolina where he averaged 3.8 points and 2.9 rebounds per game last year. Played in 55 games and made 19 starts with the Chanticleers.

CAREER HIGHS

Points 22 at South Alabama, 2/6/21
FG Made 8 (2x), last vs. NC Central, 12/7/20
FG Attempted 16 at Little Rock, 1/30/20
3PT Made 4 at South Alabama, 2/6/21
3PT Attempted 8 at Little Rock, 1/30/20
FT Made 4 (3x), last at Chicago State, 1/27/22
FT Attempted 5 vs. Campbell, 11/5/19
Rebounds 13 (2x), last at Seattle U, 1/12/22
Assists 3 (2x), last at Little Rock, 1/30/20
Blocks 5 (2x), last vs. Long Beach St., 12/3/22
Steals 2 (2x), last at Utah State, 11/7/22
Minutes 32:37 at Seattle U, 1/12/22

SEASON HIGHS

Points 13 at Oregon, 12/20/22
FG Made 5 vs. Abilene Christian, 1/18/23
FG Attempted 8 (2x), last vs. Southern Utah, 2/11/23
3PT Made 3 (2x), last at NAU, 12/10/22
3PT Attempted 6 vs. Morgan State, 11/18/22
FT Made 3 at Oregon, 12/20/22
FT Attempted 4 vs. Morgan State, 11/18/22
Rebounds 7 vs. Antelope Valley, 12/16/22
Assists 2 (2x), last vs. UT Arlington, 3/1/23
Blocks 5 vs. Long Beach St., 12/3/22
Steals 2 at Utah State, 11/7/22
Minutes 28:29 vs. Morgan State, 11/18/22

2022-23 GAME-BY-GAME STATS

Opponent	Date	GS	MIN	Total		3-Pointers		Free throws		Rebounds				PF	A	TO	BLK	STL	PTS	AVG	
				FG-FGA	PCT	3FG-3FGA	PCT	FT-FTA	PCT	OFF	DEF	TOT	AVG								
at Utah St.	11/07/2022	*	21:46	1-3	.333	1-3	.333	0-0	.000	0	5	5	5.0	2	0	1	0	2	3	3.0	
Western Colo.	11/09/2022	*	17:31	2-6	.333	0-2	.000	2-2	1.000	0	1	1	3.0	2	1	0	0	1	6	4.5	
Northern Ariz.	11/12/2022	*	15:26	1-4	.250	0-1	.000	0-0	.000	1	1	2	2.7	0	0	1	0	0	2	3.7	
at Wake Forest	11/15/2022	*	15:56	2-6	.333	0-3	.000	0-0	.000	3	0	3	2.8	3	0	0	2	0	4	3.8	
vs Morgan St.	11/18/2022	*	28:29	2-7	.286	2-6	.333	2-4	.500	2	3	5	3.2	2	0	1	2	1	8	4.6	
vs Green Bay	11/20/2022	*	18:32	0-2	.000	0-1	.000	0-0	.000	0	4	4	3.3	2	0	1	1	1	0	3.8	
at Boise St.	11/26/2022	*	14:07	1-2	.500	0-1	.000	0-0	.000	1	2	3	3.3	2	0	1	0	0	2	3.6	
Long Beach St.	12/03/2022		16:53	1-5	.200	0-3	.000	0-0	.000	3	0	3	3.3	1	0	0	5	0	2	3.4	
at BYU	12/07/2022		19:53	3-5	.600	3-5	.600	0-0	.000	0	3	3	3.2	2	1	1	0	0	9	4.0	
at Northern Ariz.	12/10/2022		19:51	3-6	.500	3-4	.750	0-0	.000	0	5	5	3.4	1	1	0	2	1	9	4.5	
SAGU American Indian	12/13/2022		19:04	3-8	.375	1-5	.200	0-0	.000	0	1	1	3.2	2	0	0	0	1	7	4.7	
Antelope Valley	12/16/2022		20:15	1-3	.333	1-1	1.000	0-0	.000	2	5	7	3.5	2	0	1	0	1	3	4.6	
at Oregon	12/20/2022		21:30	4-7	.571	2-3	.667	3-3	1.000	1	4	5	3.6	5	0	2	0	0	13	5.2	
Sam Houston	12/29/2022		20:42	1-4	.250	1-3	.333	2-2	1.000	0	3	3	3.6	1	0	0	0	0	5	5.2	
Utah Tech	12/31/2022		15:29	1-4	.250	1-4	.250	0-0	.000	1	2	3	3.5	4	0	0	1	0	3	5.1	
at UT Arlington	01/05/2023		09:25	1-2	.500	0-1	.000	0-0	.000	0	2	2	3.4	2	0	0	0	0	2	4.9	
at UTRGV	01/07/2023		26:41	1-7	.143	0-4	.000	0-0	.000	1	1	2	3.4	2	0	1	3	0	2	4.7	
at California Baptist	01/11/2023		16:02	2-5	.400	1-2	.500	0-0	.000	1	5	6	3.5	3	0	2	2	0	5	4.7	
Seattle U	01/14/2023		12:50	0-0	.000	0-0	.000	0-0	.000	0	3	3	3.5	1	2	1	0	0	0	4.5	
Abilene Christian	01/18/2023		20:36	5-7	.714	1-2	.500	0-0	.000	4	2	6	3.6	1	1	2	0	0	11	4.8	
at Grand Canyon	01/21/2023		16:15	1-2	.500	0-1	.000	0-0	.000	0	1	1	3.5	3	0	0	1	0	2	4.7	
at Southern Utah	01/26/2023		18:20	1-5	.200	1-3	.333	1-2	.500	0	1	1	3.4	4	0	2	1	1	4	4.6	
New Mexico St.	01/28/2023		08:23	0-1	.000	0-1	.000	0-0	.000	0	2	2	3.3	1	1	0	0	0	0	4.4	
at Utah Tech	02/02/2023		11:37	0-1	.000	0-1	.000	2-2	1.000	1	1	2	3.3	0	0	0	0	0	2	4.3	
California Baptist	02/08/2023		06:36	0-2	.000	0-1	.000	0-0	.000	0	1	1	3.2	2	1	0	1	0	0	4.2	
Southern Utah	02/11/2023		15:37	4-8	.500	1-3	.333	0-1	.000	1	4	5	3.2	4	0	0	0	1	9	4.3	
at Seattle U	02/18/2023		17:30	2-4	.500	1-3	.333	0-0	.000	2	3	5	3.3	1	0	1	2	1	5	4.4	
at Tarleton St.	02/23/2023		17:46	0-2	.000	0-2	.000	0-1	.000	0	2	2	3.3	0	0	0	3	0	1	0	4.2
at Abilene Christian	02/25/2023		15:32	1-1	1.000	0-0	.000	0-0	.000	1	4	5	3.3	4	0	2	0	0	2	4.1	
UT Arlington	03/01/2023		26:57	3-4	.750	2-3	.667	0-0	.000	1	3	4	3.3	1	2	1	3	0	8	4.3	
SFA	03/03/2023		20:21	2-5	.400	0-2	.000	2-3	.667	1	4	5	3.4	1	1	0	2	0	6	4.3	
vs Tarleton St.	03/09/2023		16:26	0-2	.000	0-1	.000	0-0	.000	3	0	3	3.4	1	2	2	3	0	0	4.2	
vs Southern Utah	03/10/2023		06:46	0-2	.000	0-1	.000	0-0	.000	0	1	1	3.3	1	0	0	0	0	0	4.1	
Totals			7	569:04	49-132	.371	22-76	.289	14-20	.700	30	79	109	3.3	63	13	26	31	12	134	4.1

GET TO KNOW TIM

Played in 24 games and made eight starts for Coastal Carolina during his sophomore season last year ... averaged 3.8 points and 2.9 rebounds per game while shooting 37.6% from the field ... scored a career-high 22 points in a road game at South Alabama ... as a freshman at CCU, Ceaser played in 31 of the team's 33 games, averaging 4.4 points and 3.8 rebounds a contest ... also shot over 41% from the field during 2019-20 season ... Prepped at Marion High School where he was named to the 2018-19 ALL-USA Arkansas Boys Basketball First Team. He averaged 14.5 points and 4.2 assists per game during his senior season, leading MHS to the Class 5A state championship.

CAREER STATS

				Field Goals		3-Point		F-Throws		Rebounds											Scoring	
SEASON	TEAM	GP-GS	MIN/AVG	FG-FGA	FG%	3FG-3FGA	3FG%	FT-FTA	FT%	OFF	DEF	TOT	AVG	PF-FO	A	TO	BLK	STL	PTS	AVG		
2019-20	CCU	31-11	465/15.0	54-130	.415	8-46	.174	20-30	.667	56	61	117	3.8	64-1	12	29	12	11	136	4.4		
2020-21	CCU	24-8	347/14.4	32-85	.376	12-43	.279	15-20	.750	21	48	69	2.9	36-0	12	30	18	4	91	3.8		
2021-22	UVU	30-2	451/15.0	40-75	.533	12-31	.387	14-17	.824	37	78	115	3.8	50-1	28	30	25	10	106	3.5		
2022-23	UVU	33-7	569/17.2	49-132	.371	22-76	.289	14-20	.700	30	79	109	3.3	63-1	13	26	31	12	134	4.1		
TOTAL FOR UVU		63-9	1020/16.2	89-207	.430	34-107	.318	28-37	.757	67	157	224	3.6	113-2	41	56	56	22	240	3.8		
TOTAL		118-28	1832/15.5	175-422	.415	54-196	.276	63-87	.724	144	266	410	3.5	213-3	65	115	86	37	467	4.0		



BLAZE NIELD

Senior • Guard
6-1 • 185
Lehi, Utah
BYU

Nield's
Complete bio



2022-23 HIGHLIGHTS

- Scored 11 points with five assists in home-opening win over Western Colorado (Nov. 9).
- Pulled down a season-high six rebounds at Wake Forest (Nov. 15).
- Scored 10 points with a pair of threes in UVU's 75-60 win at BYU (Dec. 7).
- Scored a season-high 14 points with a career-high four steals in win over Antelope Valley (Dec. 16).
- Dished out a season-high six assists in an 80-64 win over Sam Houston (Dec. 29).
- Scored 10 points with six rebounds and three assists in 84-54 win over Abilene Christian (Jan. 18).
- Matched a season high with 14 points in a 71-55 win over California Baptist (Feb. 8).
- Scored 16 points on a perfect 4 for 4 shooting from the field and a perfect 7 of 7 mark from the free throw line on senior night against SFA (March 3). Also had a season-high seven assists.

GET TO KNOW BLAZE

Born May 5, 1998 in Denver, Colorado ... married to Rilee ... Mom is Marquell Nield ... Prepped at Lehi High School where he averaged 17.3 points, 3.1 assists, 2.0 rebounds, and 1.6 steals per game during his senior year ... earned All-State Honorable Mention accolades and was ranked as the No. 2 point guard and No. 10 overall player in the state of Utah in the 2016 recruiting class ... Nield spent the 2019-20 season at BYU where he played in 17 games ... played his freshman season (2018-19) at Utah State Eastern where he averaged 20.6 points, 5.2 rebounds, 4.1 assists, and 1.6 steals per game ... shot 44.3 percent from the field, 40.7 percent from three-point range, and 75.3 percent from the free throw line ... posted season highs of 33 points, 11 rebounds, nine assists, five steals, and five threes while at USU Eastern ... Ranked ninth in the nation in assist-to-turnover ratio at 3.22 ... played in all 22 of UVU's games, starting 17 games ... averaged 4.4 points, 3.3 assists, and 1.3 rebounds per game ... scored a season-high 13 points against Westminster (Dec. 2) ... dished out a season-high seven assists three times ... scored nine points with seven assists and a season-high two steals against CBU (Jan. 8).

NIELD'S CAREER AT A GLANCE

- Started all 32 games for the Wolverines during the 2021-22 season.
- Has played two seasons for the Wolverines where he has averaged 5.9 points and 3.6 assist over his two years.
- Played the 2019-20 season at BYU where he saw time in 17 games.
- Played the 2018-19 season at Utah State Eastern where he averaged 20.6 points a game.
- Prepped at Lehi High School, averaging 17.3 points per game during his senior year.

CAREER HIGHS

Points 27 vs. Abilene Christian, 12/30/21
FG Made 10 vs. Abilene Christian, 12/30/21
FG Attempted 12 (2x), last at Tarleton, 2/16/22
3PT Made 7 vs. Abilene Christian, 12/30/21
3PT Attempted 9 (2x), last at Tarleton, 2/16/22
FT Made 7 vs. Antelope Valley, 12/16/22
FT Attempted 9 vs. Antelope Valley, 12/16/22
Rebounds 8 vs. Tarleton, 1/1/22
Assists 11 vs. Abilene Christian, 12/30/21
Blocks 1 (2x), last vs. Lamar, 1/22/22
Steals 4 vs. Antelope Valley, 12/16/22
Minutes 37:53 at Long Beach St., 11/17/21

SEASON HIGHS

Points 16 vs. SFA, 3/3/23
FG Made 5 vs. California Baptist, 2/8/23
FG Attempted 8 vs. Abilene Christian, 1/18/23
3PT Made 2 (2x), last at BYU, 12/7/22
3PT Attempted 3 (4x), last vs. Southern Utah, 2/11/23
FT Made 7 (2x), last vs. SFA, 3/3/23
FT Attempted 9 vs. Antelope Valley, 12/16/22
Rebounds 6 (2x), last vs. Abilene Christian, 1/18/23
Assists 7 vs. SFA, 3/3/23
Blocks 1 (2x), last vs. SFA, 3/3/23
Steals 4 vs. Antelope Valley, 12/16/22
Minutes 24:01 at NAU, 12/10/22

2022-23 GAME-BY-GAME STATS

Opponent	Date	GS	MIN	Total		3-Pointers		Free throws		Rebounds				PF	A	TO	BLK	STL	PTS	AVG	
				FG-FGA	PCT	3FG-3FGA	PCT	FT-FTA	PCT	OFF	DEF	TOT	AVG								
at Utah St.	11/07/2022		18:17	0-3	.000	0-0	.000	0-0	.000	0	3	3	3.0	1	1	0	0	1	0	0.0	
Western Colo.	11/09/2022		18:06	3-4	.750	2-3	.667	3-3	1.000	0	2	2	2.5	0	5	0	0	1	11	5.5	
Northern Ariz.	11/12/2022		16:46	0-2	.000	0-1	.000	2-2	1.000	0	1	1	2.0	0	0	0	0	3	2	4.3	
at Wake Forest	11/15/2022		19:17	1-3	.333	0-2	.000	2-2	1.000	1	5	6	3.0	2	0	1	0	0	4	4.3	
vs Morgan St.	11/18/2022		07:41	0-2	.000	0-2	.000	0-0	.000	0	0	0	2.4	1	1	3	0	0	0	3.4	
vs Green Bay	11/20/2022		15:32	0-0	.000	0-0	.000	2-2	1.000	0	0	0	2.0	0	2	1	0	0	2	3.2	
at Boise St.	11/26/2022		04:13	1-1	1.000	0-0	.000	0-0	.000	0	0	0	1.7	0	0	0	0	0	2	3.0	
Long Beach St.	12/03/2022		16:40	1-3	.333	0-1	.000	1-3	.333	0	2	2	1.8	3	3	1	0	0	3	3.0	
at BYU	12/07/2022		21:34	2-4	.500	2-3	.667	4-4	1.000	0	1	1	1.7	3	2	1	0	1	10	3.8	
at Northern Ariz.	12/10/2022		24:01	1-4	.250	0-2	.000	1-3	.333	0	1	1	1.6	0	2	1	1	1	3	3.7	
SAGU American Indian	12/13/2022		10:23	2-4	.500	1-2	.500	0-1	.000	0	0	0	1.5	0	0	1	0	3	5	3.8	
Antelope Valley	12/16/2022		17:43	3-6	.500	1-2	.500	7-9	.778	0	0	0	1.3	0	1	3	0	4	14	4.7	
at Oregon	12/20/2022		15:23	2-5	.400	1-3	.333	2-2	1.000	0	0	0	1.2	2	3	0	0	0	7	4.8	
Sam Houston	12/29/2022		18:05	0-2	.000	0-2	.000	0-0	.000	0	1	1	1.2	3	6	1	0	0	0	4.5	
Utah Tech	12/31/2022		19:34	0-2	.000	0-1	.000	2-2	1.000	0	3	3	1.3	1	4	1	0	2	2	4.3	
at UT Arlington	01/05/2023	*	20:23	2-6	.333	0-0	.000	0-0	.000	1	2	3	1.4	2	1	2	0	1	4	4.3	
at UTRGV	01/07/2023		14:30	0-1	.000	0-0	.000	2-2	1.000	1	1	2	1.5	0	0	1	0	0	2	4.2	
at California Baptist	01/11/2023		12:14	0-0	.000	0-0	.000	0-0	.000	0	0	0	1.4	0	1	0	0	0	0	3.9	
Seattle U	01/14/2023		11:56	1-3	.333	0-2	.000	0-0	.000	0	0	0	1.3	3	1	0	0	0	2	3.8	
Abilene Christian	01/18/2023		22:10	3-8	.375	1-3	.333	3-4	.750	1	5	6	1.6	0	3	2	0	0	10	4.2	
at Grand Canyon	01/21/2023		24:25	1-4	.250	0-0	.000	3-4	.750	2	0	2	1.6	2	0	0	0	1	5	4.2	
at Southern Utah	01/26/2023		17:13	1-4	.250	0-0	.000	0-1	.000	0	1	1	1.5	1	2	1	0	0	2	4.1	
New Mexico St.	01/28/2023		21:49	2-3	.667	1-1	1.000	0-0	.000	0	2	2	1.6	0	3	1	0	3	5	4.1	
at Utah Tech	02/02/2023		10:06	0-2	.000	0-1	.000	0-0	.000	0	0	0	1.5	1	0	1	0	0	0	4.0	
California Baptist	02/08/2023		20:42	5-7	.714	0-1	.000	4-4	1.000	1	3	4	1.6	2	3	0	0	1	14	4.4	
Southern Utah	02/11/2023		17:20	0-3	.000	0-3	.000	1-2	.500	1	0	1	1.6	0	3	3	0	0	1	4.2	
at Seattle U	02/18/2023		14:18	2-5	.400	0-2	.000	0-0	.000	1	0	1	1.6	1	0	0	0	1	4	4.2	
at Tarleton St.	02/23/2023		09:52	0-0	.000	0-0	.000	0-0	.000	0	2	2	1.6	3	0	1	0	0	0	4.1	
at Abilene Christian	02/25/2023	*	12:59	1-3	.333	0-1	.000	0-0	.000	0	0	0	1.5	0	2	0	0	0	2	4.0	
UT Arlington	03/01/2023		14:00	1-2	.500	1-1	1.000	0-0	.000	0	2	2	1.5	1	0	1	0	0	3	4.0	
SFA	03/03/2023		20:52	4-4	1.000	1-1	1.000	7-7	1.000	0	1	1	1.5	3	7	1	1	0	16	4.4	
vs Tarleton St.	03/09/2023		19:02	2-4	.500	0-0	.000	1-1	1.000	0	2	2	1.5	0	1	3	0	0	5	4.4	
vs Southern Utah	03/10/2023		14:19	1-3	.333	1-2	.500	1-2	.500	0	0	0	1.5	2	3	1	1	0	4	4.4	
at New Mexico	03/15/2023		15:09	1-3	.333	1-1	1.000	0-0	.000	0	1	1	1.5	1	4	1	0	1	3	4.3	
Totals			2	556:34	43-110	.391	13-43	.302	48-60	.800	9	41	50	15	38	64	33	3	24	147	4.3

CAREER STATS

				Field Goals		3-Point		F-Throws		Rebounds							Scoring			
SEASON	TEAM	GP-GS	MIN/AVG	FG-FGA	FG%	3FG-3FGA	3FG%	FT-FTA	FT%	OFF	DEF	TOT	AVG	PF-FO	A	TO	BLK	STL	PTS	AVG
2019-20	BYU	17-0	59/3.5	4-7	.571	1-2	.500	3-6	.500	0	2	2	0.1	5-0	7	1	0	0	12	0.7
2020-21	UVU	22-17	515/23.4	30-72	.417	15-45	.333	22-31	.710	3	25	28	1.3	35-0	74	23	0	16	97	4.4
2021-22	UVU	32-32	866/27.1	73-165	.442	33-87	.379	43-58	.741	10	62	72	2.3	59-1	124	66	2	26	222	6.9
2022-23	UVU	34-2	557/16.4	43-110	.391	13-43	.302	48-60	.800	9	41	50	1.5	38-0	64	33	3	24	147	4.3
TOTAL FOR UVU		88-51	1938/22.0	146-347	.421	61-175	.349	113-149	.758	22	128	150	1.7	132-1	262	122	5	66	466	5.3
TOTAL		105-51	1997/19.0	150-354	.424	62-177	.350	116-155	.748	22	130	152	1.4	137-1	269	123	5	66	478	4.6



TREY WOODBURY

Senior • Guard
6-4 • 200
Las Vegas, Nevada
UNLV

Woodbury's
Complete bio



2022-23 HIGHLIGHTS

- Scored eight points at Utah State (Nov. 7).
- Scored 13 points with four rebounds in win over Western Colorado (Nov. 9) in home opener.
- Scored a then season-high 22 points and tied a career high with four three-points in win over Northern Arizona (Nov. 12).
- Scored 16 points with seven rebounds and four assists in a win over Green Bay (Nov. 20).
- Scored 13 points with four rebounds and four assists at Boise State (Nov. 26).
- Nearly had a triple-double with 19 points, eight rebounds, and eight assists in win over Long Beach State (Dec. 3).
- Scored 16 points with seven rebounds and three assists in overtime win at Northern Arizona (Dec. 10).
- Scored 17 points with eight rebounds and five steals in win over Antelope Valley (Dec. 16).
- Scored a season-high 24 points with nine rebounds and six assists in UVU's 77-72 win at Oregon (Dec. 20).
- Notched his third 20-plus point scoring game of the season with 20 points, six rebounds, and five assists in a 71-60 win over Utah Tech (Dec. 31).
- Scored 14 points with four rebounds and three assists in a 72-64 win at UT Arlington (Jan. 5).
- Down two points, Woodbury knocked down a step-back three with 13 seconds left to give UVU a lead it would not give up in a 71-67 win at California Baptist (Jan. 11).
- Scored 13 points with six rebounds and six assists in 85-80 loss to Seattle U (Jan. 14).
- Scored 19 points with six rebounds and six assists in 76-74 win at Grand Canyon (Jan. 21).
- Was just one rebound shy of a double-double with 15 points and nine rebounds in a 77-72 win over NM State (Jan. 28).
- Tallied a near double-double with nine points and eight rebounds in a 76-69 win at Utah Tech (Feb. 2).
- Scored 16 points with four assists and a pair of rebounds in a 71-55 win over California Baptist (Feb. 8).
- Recorded just the third triple-double in UVU history and the first in over a decade with 11 points, 11 rebounds, and 11 assists in a 113-69 win over Stephen F. Austin (March 3).
- Scored 21 points with seven rebounds in WAC Tournament quarterfinal win over Tarleton (March 9).
- Scored a season-high 31 points on a career-best seven threes to go along with eight rebounds and six assists in an 89-88 loss to Southern Utah in the semifinals to the WAC Tournament.
- Scored 10 points with eight rebounds and seven assists in an 83-69 win at New Mexico (March 15) in the first round of the NIT.

GET TO KNOW TREY

Last season, Trey played and started all 22 of UVU's games, leading the Wolverines to a WAC regular season championship ... led the team in scoring at 15.6 points per game and minutes played at 32.0 a contest also averaged an 4.0 rebounds and nearly a steal a game ... also led the Wolverines in assists at 3.7 a game ... earned All-WAC honors ... was a two-time College Sports Madness Player of the Week honoree ... scored 20 or more points in seven games ... dropped a career-high 34 points in UVU's WAC Tournament game against New Mexico State (March 12) ... scored 27 points with four rebounds, three assists, and three steals against Dixie State (Feb. 13) ... shot 47.2 percent from the field, 36.5 percent from beyond the arc, and 83.1 percent from the free throw line ... knocked down a team-high 35 threes. Prepped at Clark High School in Las Vegas and was a four-star recruit, ranked as one of the top-100 players in the nation by Rivals ... during his final season at CHS, he averaged 14.1 points, 3.2 rebounds, and 2.4 assists as he helped lead the Chargers to the Class 4A state title game ... was a first team all-state honoree and was selected to the All-Southwest League first team ... was a nominee for Nevada's Gatorade Player of the Year ... played AAU basketball for Vegas Elite.

WOODBURY'S CAREER AT A GLANCE

- Named preseason All-WAC by both the coaches and the media.
- Sidelined last season with an injury. Played two games at the WAC Tourney last season.
- Led UVU in scoring during the 2020-21 season, averaging 15.6 points. Also averaged 4.0 rebounds and shot a 47.2 clip from the field.
- Woodbury played his freshman year at UNLV, averaging 1.4 points and 0.7 rebounds per game in limited time for the Rebels.

CAREER HIGHS

Points	34 vs. NM State, 3/12/21
FG Made	10 (3x), last vs. Southern Utah, 3/10/23
FG Attempted	20 vs. Dixie State, 2/13/21
3PT Made	7 vs. Southern Utah, 3/10/23
3PT Attempted	11 vs. Southern Utah, 3/10/23
FT Made	15 vs. NM State, 3/12/21
FT Attempted	16 vs. NM State, 3/12/21
Rebounds	11 vs. SFA, 3/3/23
Assists	11 vs. SFA, 3/3/23
Blocks	2 (2x), last at Weber State, 1/2/21
Steals	3 (5x), last vs. Seattle U, 1/14/23
Minutes	37:55 vs. Wyoming, 12/12/20

SEASON HIGHS

Points	31 vs. Southern Utah, 3/10/23
FG Made	10 vs. Southern Utah, 3/10/23
FG Attempted	18 (2x), last at Grand Canyon, 1/21/23
3PT Made	7 vs. Southern Utah, 3/10/23
3PT Attempted	11 vs. Southern Utah, 3/10/23
FT Made	5 (3x), last vs. Tarleton, 3/9/23
FT Attempted	8 at NAU, 12/10/22
Rebounds	11 vs. SFA, 3/3/23
Assists	11 vs. SFA, 3/3/23
Blocks	1 (5x), last vs. SFA, 3/3/23
Steals	3 (4x), last vs. Seattle U, 1/14/23
Minutes	37:17 at NAU, 12/10/22

2022-23 GAME-BY-GAME STATS

Opponent	Date	GS	MIN	Total		3-Pointers		Free throws		Rebounds				PF	A	TO	BLK	STL	PTS	AVG
				FG-FGA	PCT	3FG-3FGA	PCT	FT-FTA	PCT	OFF	DEF	TOT	AVG							
at Utah St.	11/07/2022	*	18:42	4-12	.333	0-3	.000	0-0	.000	1	0	1	1.0	4	3	2	0	0	8	8.0
Western Colo.	11/09/2022	*	25:43	5-9	.556	1-2	.500	2-2	1.000	0	4	4	2.5	2	0	1	0	1	13	10.5
Northern Ariz.	11/12/2022	*	34:19	7-13	.538	4-6	.667	4-6	.667	0	0	0	1.7	1	6	1	0	1	22	14.3
at Wake Forest	11/15/2022	*	35:52	3-17	.176	0-9	.000	0-0	.000	0	6	6	2.8	3	3	3	1	0	6	12.3
vs Morgan St.	11/18/2022	*	32:48	2-12	.167	1-6	.167	3-4	.750	2	1	3	2.8	1	4	4	0	2	8	11.4
vs Green Bay	11/20/2022	*	26:09	6-11	.545	4-5	.800	0-0	.000	0	7	7	3.5	1	4	1	0	1	16	12.2
at Boise St.	11/26/2022	*	27:50	4-9	.444	2-4	.500	3-3	1.000	0	4	4	3.6	4	4	2	0	0	13	12.3
Long Beach St.	12/03/2022	*	34:03	6-11	.545	2-6	.333	5-5	1.000	0	8	8	4.1	3	8	3	0	1	19	13.1
at BYU	12/07/2022	*	36:49	2-7	.286	1-4	.250	2-2	1.000	0	6	6	4.3	2	3	5	0	3	7	12.4
at Northern Ariz.	12/10/2022	*	37:17	5-11	.455	1-3	.333	5-8	.625	1	6	7	4.6	3	3	5	0	0	16	12.8
SAGU American Indian	12/13/2022	*	24:31	0-2	.000	0-2	.000	0-0	.000	0	4	4	4.5	0	8	1	0	1	0	11.6
Antelope Valley	12/16/2022	*	22:49	5-11	.455	3-6	.500	4-6	.667	1	7	8	4.8	0	5	2	0	2	17	12.1
at Oregon	12/20/2022	*	37:06	9-18	.500	3-4	.750	3-6	.500	1	8	9	5.2	1	6	2	0	3	24	13.0
Sam Houston	12/29/2022	*	31:56	4-7	.571	1-3	.333	1-2	.500	1	5	6	5.2	3	4	0	1	0	10	12.8
Utah Tech	12/31/2022	*	33:01	8-12	.667	4-5	.800	0-1	.000	0	6	6	5.3	3	5	5	0	3	20	13.3
at UT Arlington	01/05/2023	*	34:22	5-11	.455	1-1	1.000	3-4	.750	0	4	4	5.2	1	3	6	1	1	14	13.3
at UTRGV	01/07/2023	*	27:13	4-11	.364	1-5	.200	0-0	.000	0	2	2	5.0	2	3	2	1	1	9	13.1
at California Baptist	01/11/2023	*	35:02	7-17	.412	2-5	.400	2-2	1.000	2	3	5	5.0	1	6	2	0	0	18	13.3
Seattle U	01/14/2023	*	32:39	5-15	.333	2-5	.400	1-2	.500	0	6	6	5.1	1	6	4	1	3	13	13.3
Abilene Christian	01/18/2023	*	19:41	4-6	.667	1-1	1.000	1-2	.500	0	2	2	4.9	3	4	3	0	1	10	13.2
at Grand Canyon	01/21/2023	*	36:22	7-18	.389	1-3	.333	4-5	.800	0	6	6	5.0	3	6	3	0	1	19	13.4
at Southern Utah	01/26/2023	*	24:14	4-13	.308	2-5	.400	0-0	.000	1	3	4	4.9	4	2	2	0	0	10	13.3
New Mexico St.	01/28/2023	*	36:28	5-8	.625	3-5	.600	2-2	1.000	0	9	9	5.1	4	3	0	0	2	15	13.3
at Utah Tech	02/02/2023	*	30:35	4-7	.571	1-2	.500	0-0	.000	0	8	8	5.2	5	4	5	0	1	9	13.2
California Baptist	02/08/2023	*	23:09	7-11	.636	2-5	.400	0-0	.000	1	1	2	5.1	3	4	1	0	1	16	13.3
Southern Utah	02/11/2023	*	32:50	3-9	.333	0-6	.000	4-4	1.000	0	3	3	5.0	5	4	2	1	1	10	13.2
at Seattle U	02/18/2023	*	36:14	4-12	.333	0-6	.000	3-4	.750	0	8	8	5.1	0	3	0	0	1	11	13.1
at Tarleton St.	02/23/2023	*	22:18	4-10	.400	2-5	.400	0-0	.000	1	7	8	5.2	7	1	4	0	1	10	13.0
at Abilene Christian	02/25/2023	*	32:46	4-8	.500	1-3	.333	0-1	.000	1	7	8	5.3	1	4	2	0	1	9	12.8
UT Arlington	03/01/2023	*	27:28	4-11	.364	1-3	.333	0-0	.000	0	6	6	5.3	4	7	6	0	0	9	12.7
SFA	03/03/2023	*	25:57	4-9	.444	2-5	.400	1-2	.500	0	11	11	5.5	0	11	3	0	1	11	12.6
vs Tarleton St.	03/09/2023	*	35:22	6-9	.667	4-6	.667	5-6	.833	0	7	7	5.6	3	4	4	0	1	21	12.9
vs Southern Utah	03/10/2023	*	36:29	10-15	.667	7-11	.636	4-6	.667	0	8	8	5.6	4	6	0	0	0	31	13.5
at New Mexico	03/15/2023	*	30:17	4-13	.308	2-6	.333	0-0	.000	0	8	8	5.7	3	7	1	0	0	10	13.4
Totals		33	1038:21	165-375	.440	62-156	.397	62-85	.729	13	181	194	5.7	85	154	87	7	34	454	13.4

CAREER STATS

SEASON	TEAM	GP-GS	MIN/AVG	Field Goals		3-Point		F-Throws		Rebounds				Scoring						
				FG-FGA	FG%	3FG-3FGA	3FG%	FT-FTA	FT%	OFF	DEF	TOT	AVG	PF-FO	A	TO	BLK	STL	PTS	AVG
2018-19	UNLV	22-0	140/6.4	11-36	.306	6-21	.286	2-5	.400	1	14	15	0.7	19-0	5	11	2	10	30	1.4
2019-20	UVU	30-16	683/22.8	79-195	.405	25-85	.294	34-41	.829	10	113	123	4.1	69-4	37	45	7	19	217	7.2
2020-21	UVU	22-22	705/32.0	117-248	.472	35-96	.365	74-89	.831	8	80	88	4.0	67-4	83	62	6	20	343	15.6
2021-22	UVU	2-0	41/20.3	4-15	.267	2-8	.250	5-6	.833	2	5	7	3.5	3-0	5	4	0	1	15	7.5
2022-23	UVU	34-33	1038/30.5	165-375	.440	62-156	.397	62-85	.729	13	181	194	5.7	85-3	154	87	7	34	454	13.4
TOTAL FOR UVU		88-71	2467/28.0	365-833	.438	124-345	.359	175-221	.792	33	379	412	4.7	224-11	279	198	20	74	1029	11.7
TOTAL		110-71	2607/23.7	376-869	.433	130-366	.355	177-226	.783	34	393	427	3.9	243-11	284	209	22	84	1059	9.6



TIM FULLER

RS-Senior • Forward
6-9 • 235
Gilbert, Ariz.
Weber State

Fuller's
Complete bio



2022-23 HIGHLIGHTS

- Scored three points with two rebounds at Utah State (Nov. 7).
- Scored six points and dished out a career-high four assists in win over Western Colorado (Nov. 9) in home opener.
- Scored six points with two rebounds and an assist in overtime win at Northern Arizona (Dec. 10).
- Scored a season-high 13 points with six rebounds in win over SAGU (Dec. 13).
- Scored eight points with six rebounds in win over Antelope Valley (Dec. 16).
- Recorded a 10-point, 11-rebound, 6-assist near triple double in an 80-64 win over Sam Houston (Dec. 29).
- Scored nine points with two rebounds and two assists in a 72-64 win at UT Arlington (Jan. 5).
- Scored 12 points with seven rebounds in a 71-67 road win at California Baptist (Jan. 11).
- Scored a season-high 14 points with 10 rebounds for his second double-double of the season in an 85-80 loss to Seattle U (Jan. 14).
- Recorded his fifth double digit scoring game of the season with 10 points and seven assists in 76-64 win at Grand Canyon (Jan. 21).
- Recorded a 14-point, 13-rebound double-double in a 90-83 win over Southern Utah (Feb. 11).
- Scored 10 points with two blocks and two rebounds in 67-58 win at Seattle U (Feb. 18).
- Recorded a career-high four blocks to go with 10 rebounds and six points in a 78-59 win over UT Arlington (March 1).
- Matched a season high with 14 points in an 89-88 loss to Southern Utah (March 10) in the semifinals of the WAC Tournament.
- Matched a season high with 14 points in an 83-69 win at New Mexico (March 15) in the first round of the NIT.

GET TO KNOW TIM

Prepped at Highland High School where he earned all-state honors as a senior, while averaging 18.2 points, 10.5 rebounds, and 2.2 blocks per game ... earned second-team All-Division honors as a junior at 17.0 points, 9.5 rebounds, and 3.1 blocks per game ... as a sophomore at Sugar-Salem High School in Idaho, Fuller was named Mountain Rivers Conference Player of the Year ... played AAU basketball for the Arizona Power.

FULLER'S CAREER AT A GLANCE

- Second all-time at UVU with a career 60.2 percent field goal mark.
- Ranked second in the WAC in field goal percentage with a 58.1 percent clip.
- Averaged 2.5 points and 2.9 rebounds in his first season with UVU during the 2020-21 season.
- Played in all 32 games and made 17 starts as a freshman during the 2019-20 season at WSU
- Averaged 6.8 points and 4.9 rebounds while shooting a team-best 63.6 percent at WSU during the 2019-20 season and finished sixth in the Big Sky Conference in blocked shots at 1.1 per game.

CAREER HIGHS

Points 18 vs. West Coast Baptist, 11/19/19
FG Made 9 vs. West Coast Baptist, 11/19/19
FG Attempted 11 (2x), last vs. UTRGV, 1/20/22
3PT Made 0
3PT Attempted 1 at Tarleton, 2/16/22
FT Made 4 (2x), last vs. Southern Utah, 2/11/23
FT Attempted 7 vs. Southern Utah, 2/11/23
Rebounds 13 vs. Southern Utah, 2/11/23
Assists 6 vs. Sam Houston, 12/29/22
Blocks 5 vs. Grand Canyon, 2/10/22
Steals 3 (2x), last vs. Southern Utah, 3/10/23
Minutes 35:46 at Pepperdine, 11/15/21

SEASON HIGHS

Points 14 (4x), last at New Mexico, 3/15/23
FG Made 7 vs. Seattle U, 1/14/23
FG Attempted 10 vs. Seattle U, 1/14/23
3PT Made 0
3PT Attempted 0
FT Made 4 (2x), last vs. Southern Utah, 3/10/23
FT Attempted 7 vs. Southern Utah, 2/11/23
Rebounds 13 vs. Southern Utah, 2/11/23
Assists 6 vs. Sam Houston, 12/29/22
Blocks 4 (2x), last vs. Tarleton, 3/9/23
Steals 3 vs. Southern Utah, 3/10/23
Minutes 32:50 vs. Southern Utah, 2/11/23

2022-23 GAME-BY-GAME STATS

Opponent	Date	GS	MIN	Total		3-Pointers		Free throws		Rebounds				PF	A	TO	BLK	STL	PTS	AVG	
				FG	PCT	3FG	3FGA	PCT	FT	FTA	PCT	OFF	DEF								TOT
at Utah St.	11/07/2022		16:58	1-4	.250	0-0	.000	1-1	1.000	1	1	2	2.0	2	0	0	0	0	3	3.0	
Western Colo.	11/09/2022		11:43	3-4	.750	0-0	.000	0-0	.000	1	2	3	2.5	1	4	1	0	0	6	4.5	
Northern Ariz.	11/12/2022		07:58	0-0	.000	0-0	.000	0-2	.000	0	1	1	2.0	3	1	0	1	0	0	3.0	
at Wake Forest	11/15/2022		06:49	0-1	.000	0-0	.000	0-0	.000	1	0	1	1.8	2	0	0	0	0	0	2.3	
vs Morgan St.	11/18/2022		13:28	1-3	.333	0-0	.000	1-2	.500	2	1	3	2.0	2	1	0	1	0	3	2.4	
vs Green Bay	11/20/2022		12:50	1-2	.500	0-0	.000	0-0	.000	1	3	4	2.3	3	1	0	2	0	2	2.7	
at Boise St.	11/26/2022		23:06	2-2	1.000	0-0	.000	1-1	1.000	1	2	3	2.4	4	1	1	0	0	5	2.3	
Long Beach St.	12/03/2022	*	18:55	1-3	.333	0-0	.000	0-0	.000	2	2	4	2.6	4	2	2	2	1	2	2.6	
at BYU	12/07/2022	*	15:51	0-0	.000	0-0	.000	0-0	.000	0	0	0	2.3	2	0	1	0	1	0	2.3	
at Northern Ariz.	12/10/2022	*	09:10	3-3	1.000	0-0	.000	0-0	.000	0	2	2	2.3	1	1	0	0	0	6	2.7	
SAGU American Indian	12/13/2022	*	14:59	5-6	.833	0-0	.000	3-4	.750	4	2	6	2.6	3	0	2	2	0	13	3.6	
Antelope Valley	12/16/2022	*	23:11	4-5	.800	0-0	.000	0-2	.000	2	4	6	2.9	2	4	1	3	0	8	4.0	
at Oregon	12/20/2022	*	20:15	1-1	1.000	0-0	.000	1-2	.500	0	0	0	2.7	5	1	0	0	1	3	3.9	
Sam Houston	12/29/2022	*	29:31	5-7	.714	0-0	.000	0-1	.000	7	4	11	3.3	2	6	0	2	0	10	4.4	
Utah Tech	12/31/2022	*	12:56	2-3	.667	0-0	.000	2-2	1.000	2	1	3	3.3	5	1	2	1	0	6	4.5	
at UT Arlington	01/05/2023	*	31:52	3-7	.429	0-0	.000	3-5	.600	1	1	2	3.2	4	2	0	1	1	9	4.8	
at UTRGV	01/07/2023	*	16:15	1-2	.500	0-0	.000	1-2	.500	3	3	6	3.4	5	1	2	2	2	3	4.6	
at California Baptist	01/11/2023	*	32:23	5-6	.833	0-0	.000	2-2	1.000	2	5	7	3.6	3	2	1	1	0	12	5.1	
Seattle U	01/14/2023	*	29:12	7-10	.700	0-0	.000	0-0	.000	4	6	10	3.9	1	0	2	0	0	14	5.5	
Abilene Christian	01/18/2023	*	23:16	2-3	.667	0-0	.000	0-0	.000	2	5	7	4.1	4	2	0	2	0	4	5.5	
at Grand Canyon	01/21/2023	*	24:48	4-5	.800	0-0	.000	2-2	1.000	5	2	7	4.2	1	0	1	0	2	10	5.7	
at Southern Utah	01/26/2023	*	15:10	4-5	.800	0-0	.000	0-0	.000	3	3	6	4.3	3	0	0	2	1	8	5.8	
New Mexico St.	01/28/2023	*	19:32	2-4	.500	0-0	.000	0-0	.000	1	3	4	4.3	1	2	1	1	0	4	5.7	
at Utah Tech	02/02/2023	*	24:58	3-3	1.000	0-0	.000	0-0	.000	3	2	5	4.3	3	0	0	3	0	6	5.7	
California Baptist	02/08/2023	*	18:07	3-5	.600	0-0	.000	0-1	.000	2	1	3	4.2	4	3	0	0	0	6	5.7	
Southern Utah	02/11/2023	*	32:50	5-8	.625	0-0	.000	4-7	.571	8	5	13	4.6	0	4	1	1	0	14	6.0	
at Seattle U	02/18/2023	*	31:07	5-7	.714	0-0	.000	0-0	.000	1	1	2	4.5	4	1	3	2	0	10	6.2	
at Tarleton St.	02/23/2023	*	25:59	2-3	.667	0-0	.000	0-1	.000	1	5	6	4.5	4	0	1	3	1	4	6.1	
at Abilene Christian	02/25/2023	*	30:11	4-4	1.000	0-0	.000	0-0	.000	2	5	7	4.6	3	2	3	3	0	8	6.2	
UT Arlington	03/01/2023	*	31:34	3-4	.750	0-0	.000	0-1	.000	6	4	10	4.8	1	0	0	4	0	6	6.2	
SFA	03/03/2023	*	19:32	2-3	.667	0-0	.000	3-3	1.000	0	0	0	4.6	2	2	0	1	1	7	6.2	
vs Tarleton St.	03/09/2023	*	25:27	0-2	.000	0-0	.000	0-0	.000	2	3	5	4.7	3	2	2	4	0	0	6.0	
vs Southern Utah	03/10/2023	*	27:48	5-8	.625	0-0	.000	4-4	1.000	2	5	7	4.7	4	2	0	0	3	14	6.2	
at New Mexico	03/15/2023	*	30:37	6-9	.667	0-0	.000	2-3	.667	5	5	10	4.9	3	2	0	2	0	14	6.5	
Totals			27	728:17	95-142	.669	0-0	.000	30-48	.625	77	89	166	4.9	94	50	27	46	14	220	6.5

CAREER STATS

SEASON	TEAM	GP-GS	MIN/AVG	Field Goals		3-Point		F-Throws		Rebounds				Scoring	
				FG-FGA	FG%	3FG-3FGA	3FG%	FT-FTA	FT%	OFF	DEF	TOT	AVG	PF-FO	A
2019-20	Weber	32-17	638/19.9	98-154	.636	0-0	.000	20-45	.444	69	88	157	4.9	64-3	23
2020-21	UVU	19-0	209/11.0	20-34	.588	0-0	.000	8-21	.381	23	32	55	2.9	29-0	5
2021-22	UVU	31-29	675/21.8	93-160	.581	0-1	.000	26-61	.426	73	63	136	4.4	84-1	24
2022-23	UVU	34-27	728/21.4	95-142	.669	0-0	.000	30-48	.625	77	89	166	4.9	94-3	50
TOTAL FOR UVU		84-56	1612/19.2	208-336	.619	0-1	.000	64-130	.492	173	184	357	4.3	207-4	79
TOTAL		116-73	2250/19.4	306-490	.624	0-1	.000	84-175	.480	242	272	514	4.4	271-7	102



CAM ALFORD

Junior • Guard
6-1 • 205
Indianapolis, Indiana
John A. Logan College

Alford's
Complete bio



2022-23 HIGHLIGHTS

- Scored 13 points with three rebounds at Utah State (Nov. 7).
- Scored 10 points in win over Western Colorado (Nov. 9) in home opener.
- Matched a season high with 13 points in win over Green Bay (Nov. 20).
- Scored 11 points with three rebounds at Boise State (Nov. 26).
- Matched a season high with 13 points in win over SAGU (Dec. 13).

ALFORD'S CAREER AT A GLANCE

- Led John A. Logan College to a school-record 29 games and the No. 4 seed at the NJ-CAA Division I national tournament in 2022.
- Averaged 10.7 points while shooting 45.1 percent from the field last season at John A. Logan.
- In his two seasons at John A. Logan College, Alford shot 46.2 percent from the field and 32.3 percent from long range.

CAREER HIGHS

Points 13 (3x), last vs. SAGU, 12/13/22
FG Made 4 (3x), last vs. SAGU, 12/13/22
FG Attempted 8 vs. Antelope Valley, 12/16/22
3PT Made 1 vs. SFA, 3/3/23
3PT Attempted 2 (5x), last vs. SFA, 3/3/23
FT Made 7 at Utah State, 11/7/22
FT Attempted 8 at Utah State, 11/7/22
Rebounds 4 at Wake Forest, 11/15/22
Assists 3 at Wake Forest, 11/15/22
Blocks
Steals 2 at Utah Tech, 2/2/23
Minutes 23:07 at Utah State, 11/7/22

SEASON HIGHS

Points 13 (3x), last vs. SAGU, 12/13/22
FG Made 4 (3x), last vs. SAGU, 12/13/22
FG Attempted 8 vs. Antelope Valley, 12/16/22
3PT Made 1 vs. SFA, 3/3/23
3PT Attempted 2 (5x), last vs. SFA, 3/3/23
FT Made 7 at Utah State, 11/7/22
FT Attempted 8 at Utah State, 11/7/22
Rebounds 4 at Wake Forest, 11/15/22
Assists 3 at Wake Forest, 11/15/22
Blocks
Steals 2 at Utah Tech, 2/2/23
Minutes 23:07 at Utah State, 11/7/22

2022-23 GAME-BY-GAME STATS

Opponent	Date	GS	MIN	Total FG-FGA	PCT	3-Pointers 3FG-3FGA	PCT	Free throws FT-FTA	PCT	Rebounds OFF DEF TOT AVG	PF	A	TO	BLK	STL	PTS	AVG
at Utah St.	11/07/2022		23:07	3-7	.429	0-1	.000	7-8	.875	0 3 3 3.0	1	1	0	0	0	13	13.0
Western Colo.	11/09/2022		14:24	3-7	.429	0-2	.000	4-5	.800	1 0 1 2.0	1	0	1	0	0	10	11.5
Northern Ariz.	11/12/2022		02:51	0-1	.000	0-1	.000	0-0	.000	0 1 1 1.7	1	0	1	0	0	0	7.7
at Wake Forest	11/15/2022		13:45	0-3	.000	0-2	.000	2-2	1.000	2 2 4 2.3	0	3	0	0	1	2	6.3
vs Morgan St.	11/18/2022		07:02	0-0	.000	0-0	.000	1-2	.500	0 0 0 1.8	1	0	1	0	0	1	5.2
vs Green Bay	11/20/2022		10:55	4-6	.667	0-1	.000	5-5	1.000	0 2 2 1.8	1	0	1	0	1	13	6.5
at Boise St.	11/26/2022		15:13	4-7	.571	0-1	.000	3-5	.600	0 3 3 2.0	1	1	0	0	1	11	7.1
at BYU	12/07/2022		03:41	1-2	.500	0-1	.000	0-1	.000	1 0 1 1.9	0	0	0	0	0	2	6.5
SAGU American Indian	12/13/2022		15:34	4-7	.571	0-2	.000	5-5	1.000	1 1 2 1.9	1	2	1	0	1	13	7.2
Antelope Valley	12/16/2022		13:26	3-8	.375	0-2	.000	3-4	.750	2 0 2 1.9	2	0	2	0	0	9	7.4
Utah Tech	12/31/2022		02:00	0-0	.000	0-0	.000	1-2	.500	0 0 0 1.7	0	0	0	0	0	1	6.8
Abilene Christian	01/18/2023		04:00	0-2	.000	0-1	.000	0-0	.000	0 1 1 1.7	1	1	1	0	0	0	6.3
at Southern Utah	01/26/2023		00:48	0-0	.000	0-0	.000	0-0	.000	0 0 0 1.5	0	0	0	0	0	0	5.8
New Mexico St.	01/28/2023		02:08	1-1	1.000	0-0	.000	1-2	.500	0 0 0 1.4	0	0	1	0	0	3	5.6
at Utah Tech	02/02/2023		06:15	1-3	.333	0-0	.000	1-2	.500	0 1 1 1.4	0	1	1	0	2	3	5.4
California Baptist	02/08/2023		01:58	0-0	.000	0-0	.000	1-2	.500	0 0 0 1.3	0	0	0	0	0	1	5.1
at Tarleton St.	02/23/2023		03:28	1-2	.500	0-1	.000	0-0	.000	0 0 0 1.2	0	0	0	0	0	2	4.9
SFA	03/03/2023		08:50	2-4	.500	1-2	.500	0-0	.000	1 1 2 1.3	1	1	0	0	0	5	4.9
Totals			0 149:25	27-60	.450	1-17	.059	34-45	.756	8 15 23 1.3	11	10	10	0	7	89	4.9

Player Averages

Games Played	Minutes/game	Points/game	FG Pct	3FG Pct	FT Pct	Rebounds/game	Assists/game	Turnovers/game	Assist/Turnover ratio	Steals/game	Blocks/game
18	8.3	4.9	45.0	5.9	75.6	1.3	0.6	0.6	1.0	0.4	0.0

GET TO KNOW CAM

Prepped at Brownsburg High School where he was a 1,000-point scorer and earned All-State honors. He was also named to the All-USA Central Indiana Super Team.

Played one season at Alabama A&M where he averaged 12.2 points and 5.5 rebounds a game as a freshman. Set an Alabama A&M single game record with 32 points against Pine Bluff--the most points ever scored in a single game by a freshman in Alabama A&M history.

Also played at John A. Logan where he led the team to a school-record 29 wins.

CAREER STATS

Team Statistics																Scoring				
SEASON	TEAM	GP-GS	MIN/AVG	Field Goals		3-Point		F-Throws		Rebounds			PF-FO	A	TO	BLK	STL	PTS	AVG	
2019-20	AAMU	30-27	855/28.5	125-347	.360	24-97	.247	91-128	.711	19	145	164	5.5	67-2	61	66	2	38	365	12.2
2022-23	UVU	18-0	149/8.3	27-60	.450	1-17	.059	34-45	.756	8	15	23	1.3	11-0	10	10	0	7	89	4.9
TOTAL FOR UVU		18-0	149/8.3	27-60	.450	1-17	.059	34-45	.756	8	15	23	1.3	11-0	10	10	0	7	89	4.9
TOTAL		48-27	1005/20.9	152-407	.373	25-114	.219	125-173	.723	27	160	187	3.9	78-2	71	76	2	45	454	9.5



TAHJ SMALL

Senior • Guard
6-5 • 195
Durham, North Carolina
Tarleton

Small's
Complete bio



2022-23 HIGHLIGHTS

- Scored four points with six rebounds, three assists, one block, and one steal in his UVU debut against Western Colorado (Nov. 9) in home opener.
- Scored seven points with five rebounds in win over Northern Arizona (Nov. 12).
- Scored a then season-high 14 points with three rebounds and three assists in a win over Green Bay (Nov. 20).
- Scored a season-high 19 points with three 3-pointers in an 80-64 win over Sam Houston (Dec. 29).
- Recorded his third double digit scoring game of the season with 13 points in an 84-54 win over Abilene Christian (Jan. 18).
- Scored 10 points with five rebounds in a 90-83 win over Southern Utah (Feb. 11).

SMALL'S CAREER AT A GLANCE

- Played two seasons at Tarleton where he earned All-WAC honors during the 2020-21 season.
- Averaged 13.8 points and 5.6 rebounds per game during the 2021-22 season at Tarleton
- Played his sophomore campaign at Akron (2019-20) where he played in 29 games with 14 starts. He averaged 4.6 points and 3.8 rebound at Akron.
- Also played his freshman season (2018-19) at Moberly Area Community College where he averaged 14.3 points per game and shot 45 percent from the field.

CAREER HIGHS

Points 28 vs. Sam Houston, 1/6/22
FG Made 11 vs. Sam Houston, 1/6/22
FG Attempted ... 14 (2x), last vs. Sam Houston, 12/29/22
3PT Made 5 at Gonzaga, 11/29/21
3PT Attempted 11 at Gonzaga, 11/29/21
FT Made 11 at Abilene Christian, 3/5/22
FT Attempted 12 at Abilene Christian, 3/5/22
Rebounds 14 vs. Grand Canyon, 1/8/21
Assists 7 vs. SW Adventist, 2/6/21
Blocks 2 (2x), last vs. Sam Houston, 12/29/22
Steals 8 vs. SW Adventist, 2/6/21
Minutes 40 at Grand Canyon, 1/6/22

SEASON HIGHS

Points 19 vs. Sam Houston, 12/29/22
FG Made 8 vs. Sam Houston, 12/29/22
FG Attempted 14 vs. Sam Houston, 12/29/22
3PT Made 3 vs. Sam Houston, 12/29/22
3PT Attempted 8 vs. Sam Houston, 12/29/22
FT Made 6 vs. Green Bay, 11/20/22
FT Attempted 6 vs. Green Bay, 11/20/22
Rebounds 6 (2x), last at Wake Forest, 11/15/22
Assists 5 vs. SFA, 3/3/23
Blocks 2 vs. Sam Houston, 12/29/22
Steals 2 (3x), last vs. SFA, 3/3/23
Minutes 23:11 vs. SFA, 3/3/23

2022-23 GAME-BY-GAME STATS

Opponent	Date	GS	MIN	Total		3-Pointers		Free throws		Rebounds				PF	A	TO	BLK	STL	PTS	AVG
				FG-FGA	PCT	3FG-3FGA	PCT	FT-FTA	PCT	OFF	DEF	TOT	AVG							
Western Colo.	11/09/2022		18:55	1-5	.200	0-1	.000	2-2	1.000	0	6	6	6.0	0	3	1	1	1	4	4.0
Northern Ariz.	11/12/2022		19:42	3-9	.333	1-4	.250	0-0	.000	1	4	5	5.5	1	0	1	1	1	7	5.5
at Wake Forest	11/15/2022		17:00	0-7	.000	0-4	.000	0-0	.000	2	4	6	5.7	0	0	0	0	0	0	3.7
vs Morgan St.	11/18/2022		09:24	2-5	.400	0-2	.000	2-2	1.000	1	1	2	4.8	1	0	1	0	1	6	4.3
vs Green Bay	11/20/2022		21:39	3-6	.500	2-4	.500	6-6	1.000	0	3	3	4.4	2	3	1	0	1	14	6.2
at Boise St.	11/26/2022		21:06	1-7	.143	0-2	.000	2-2	1.000	1	3	4	4.3	1	1	1	0	0	4	5.8
Long Beach St.	12/03/2022		19:31	1-8	.125	1-5	.200	2-2	1.000	0	2	2	4.0	2	1	1	0	2	5	5.7
at BYU	12/07/2022		18:18	3-5	.600	0-2	.000	0-1	.000	2	3	5	4.1	3	0	3	0	0	6	5.8
at Northern Ariz.	12/10/2022		18:48	0-1	.000	0-0	.000	0-0	.000	0	0	0	3.7	2	1	1	0	0	0	5.1
SAGU American Indian	12/13/2022		16:54	4-8	.500	0-1	.000	1-2	.500	1	2	3	3.6	1	3	2	0	1	9	5.5
Antelope Valley	12/16/2022		13:14	0-4	.000	0-1	.000	2-2	1.000	0	0	0	3.3	5	2	1	0	0	2	5.2
at Oregon	12/20/2022		15:02	2-5	.400	0-2	.000	0-0	.000	0	0	0	3.0	2	1	0	0	0	4	5.1
Sam Houston	12/29/2022		20:06	8-14	.571	3-8	.375	0-1	.000	0	3	3	3.0	1	1	6	2	1	19	6.2
Utah Tech	12/31/2022		21:39	3-7	.429	0-3	.000	0-1	.000	0	2	2	2.9	3	1	2	0	0	6	6.1
at UT Arlington	01/05/2023		07:18	0-0	.000	0-0	.000	0-0	.000	0	0	0	2.7	1	0	1	0	0	0	5.7
at UTRGV	01/07/2023		13:09	1-6	.167	1-2	.500	3-3	1.000	0	1	1	2.6	1	1	1	0	1	6	5.8
at California Baptist	01/11/2023		07:45	0-2	.000	0-0	.000	0-0	.000	0	0	0	2.5	3	0	0	0	0	0	5.4
Seattle U	01/14/2023		11:36	2-4	.500	1-1	1.000	0-0	.000	2	0	2	2.4	3	0	0	0	0	5	5.4
Abilene Christian	01/18/2023		19:36	6-9	.667	0-0	.000	1-1	1.000	0	1	1	2.4	1	2	2	1	2	13	5.8
at Grand Canyon	01/21/2023		16:23	2-5	.400	0-1	.000	0-0	.000	0	2	2	2.4	0	0	0	1	0	4	5.7
at Southern Utah	01/26/2023		09:03	0-0	.000	0-0	.000	0-0	.000	0	0	0	2.2	2	0	2	0	0	0	5.4
New Mexico St.	01/28/2023		16:10	1-4	.250	0-1	.000	0-1	.000	0	3	3	2.3	2	1	1	0	1	2	5.3
at Utah Tech	02/02/2023		18:49	0-2	.000	0-1	.000	2-2	1.000	1	3	4	2.3	1	1	1	0	2	5	5.1
California Baptist	02/08/2023		16:50	3-5	.600	2-2	1.000	0-0	.000	0	0	0	2.3	1	0	0	0	1	8	5.3
Southern Utah	02/11/2023		19:15	3-5	.600	2-4	.500	2-2	1.000	1	4	5	2.4	2	2	3	0	0	10	5.4
at Seattle U	02/18/2023		06:14	0-1	.000	0-0	.000	0-0	.000	1	0	1	2.3	2	1	0	0	1	0	5.2
at Tarleton St.	02/23/2023		24:17	1-4	.250	0-1	.000	4-5	.800	0	3	3	2.3	2	2	2	0	0	6	5.3
at Abilene Christian	02/25/2023		16:37	1-2	.500	1-2	.500	0-0	.000	0	2	2	2.3	0	2	1	0	0	3	5.2
UT Arlington	03/01/2023		16:11	2-2	1.000	1-1	1.000	4-4	1.000	0	1	1	2.3	0	2	1	0	0	9	5.3
SFA	03/03/2023		23:11	3-6	.500	0-1	.000	0-0	.000	0	3	3	2.3	3	5	1	0	2	6	5.3
vs Tarleton St.	03/09/2023		13:42	0-0	.000	0-0	.000	0-2	.000	0	4	4	2.4	0	0	1	0	0	0	5.2
vs Southern Utah	03/10/2023		21:18	2-4	.500	0-1	.000	0-0	.000	0	3	3	2.4	1	3	2	0	0	4	5.1
at New Mexico	03/15/2023		17:26	3-4	.750	1-1	1.000	0-0	.000	0	1	1	2.3	0	0	0	0	1	7	5.2
Totals			0 546:07	61-156	.391	16-58	.276	33-41	.805	13	64	77	2.3	49	39	40	5	15	171	5.2

GET TO KNOW TAHJ

Majoring in kinesiology ... Is a 2017 graduate of Word of God Academy ... From Durham, North Carolina ... Son of Tonya Little and Joseph McCauley ... Has two sisters: Kyra and Camryn ... Played AAU for Team United for head coach Tony Edwards ... Born April 10.

CAREER STATS

SEASON	TEAM	GP-GS	MIN/AVG	Field Goals FG-FGA FG%	3-Point 3FG-3FGA 3FG%	F-Throws FT-FTA FT%	Rebounds OFF DEF TOT AVG	PF-FO	A	TO	BLK	STL	PTS	AVG
2019-20	TROY	29-14	467/16.1	50-132 .379	17-66 .258	15-21 .714	28 81 109 3.8	45-0	30	24	3	12	132	4.6
2020-21	TSU	17-5	369/21.7	59-113 .522	16-35 .457	22-28 .786	25 74 99 5.8	45-4	27	23	3	21	156	9.2
2021-22	TSU	29-28	970/33.5	146-345 .423	37-124 .298	70-89 .787	36 125 161 5.6	85-4	39	68	11	27	399	13.8
2022-23	UVU	33-0	546/16.5	61-156 .391	16-58 .276	33-41 .805	13 64 77 2.3	49-1	39	40	5	15	171	5.2
TOTAL FOR UVU		33-0	546/16.5	61-156 .391	16-58 .276	33-41 .805	13 64 77 2.3	49-1	39	40	5	15	171	5.2
TOTAL		108-47	2352/21.8	316-746 .424	86-283 .304	140-179 .782	102 344 446 4.1	224-9	135	155	22	75	858	7.9



JADEN MCCLANAHAN

Junior • Guard
5-10 • 175
Vallejo, Calif.
Independence CC

McClanahan's
Complete bio



2022-23 HIGHLIGHTS

- Scored seven points with three assists in win over Northern Arizona (Nov. 12).
- Scored six points with four steals against Morgan State (Nov. 18).
- Matched a career high with 13 points in win over SAGU (Dec. 13)... also had five assists.

MCCLANAHAN'S CAREER AT A GLANCE

- Played in 22 games for UVU last season, averaging 3.7 points and 2.0 assists per game.
- Averaged 3.7 points and 2.4 assists per game during his first season with Utah Valley.
- Played in 32 games and averaged 9.2 points, 5.2 assists, and 3.4 rebounds per game during his freshman season (2019-20) at Independence CC.
- Helped Independence CC to a 23-9 record, including a 13-7 mark in league play.

CAREER HIGHS

Points 10 (2x), last vs. SAGU, 12/13/22
 FG Made 4 (2x), last vs. SAGU, 12/13/22
 FG Attempted 10 at Wyoming, 12/11/21
 3PT Made 2 (4x), last vs. SAGU, 12/13/22
 3PT Attempted 5 vs. SAGU, 12/13/22
 FT Made 4 (2x), last vs. Morgan State, 11/18/22
 FT Attempted 4 (3x), last vs. Morgan State, 11/18/22
 Rebounds 5 at Wyoming, 12/11/21
 Assists 8 vs. UTRGV, 2/26/21
 Blocks 1 (4x), last at NAU, 12/10/22
 Steals 5 vs. UTRGV, 1/20/22
 Minutes 26:06 at NM State, 2/20/21

SEASON HIGHS

Points 10 vs. SAGU, 12/13/22
 FG Made 4 vs. SAGU, 12/13/22
 FG Attempted 8 vs. SAGU, 12/13/22
 3PT Made 2 (2x), last vs. SAGU, 12/13/22
 3PT Attempted 5 vs. SAGU, 12/13/22
 FT Made 4 vs. Morgan State, 11/18/22
 FT Attempted 4 vs. Morgan State, 11/18/22
 Rebounds 2 (2x), last vs. Morgan State, 11/18/22
 Assists 5 vs. SAGU, 12/13/22
 Blocks 1 at NAU, 12/10/22
 Steals 4 vs. Morgan State, 11/18/22
 Minutes 24:44 vs. Morgan State, 11/18/22

2022-23 GAME-BY-GAME STATS

Opponent	Date	GS	MIN	Total FG-FGA	PCT	3-Pointers 3FG-3FGA	PCT	Free throws FT-FTA	PCT	Rebounds OFF DEF TOT AVG	PF	A	TO	BLK	STL	PTS	AVG
at Utah St.	11/07/2022		09:02	1-2	.500	0-1	.000	0-0	.000	0 1 1 1.0	0	0	0	0	0	2	2.0
Western Colo.	11/09/2022		17:47	1-3	.333	0-2	.000	0-0	.000	0 1 1 1.0	0	3	1	0	1	2	2.0
Northern Ariz.	11/12/2022		13:49	2-3	.667	2-2	1.000	1-2	.500	0 2 2 1.3	1	3	2	0	0	7	3.7
at Wake Forest	11/15/2022		04:07	1-1	1.000	1-1	1.000	0-0	.000	0 0 0 1.0	0	0	0	0	1	3	3.5
vs Morgan St.	11/18/2022		24:44	1-3	.333	0-1	.000	4-4	1.000	1 1 2 1.2	2	0	2	0	4	6	4.0
vs Green Bay	11/20/2022		11:27	0-3	.000	0-2	.000	0-0	.000	0 0 0 1.0	0	1	0	0	0	0	3.3
at Boise St.	11/26/2022		09:47	0-2	.000	0-1	.000	0-0	.000	0 0 0 0.9	0	0	0	0	1	0	2.9
at BYU	12/07/2022		00:06	0-0	.000	0-0	.000	0-0	.000	0 0 0 0.8	0	0	0	0	0	0	2.5
at Northern Ariz.	12/10/2022		09:41	0-3	.000	0-2	.000	0-0	.000	0 1 1 0.8	3	2	2	1	1	0	2.2
SAGU American Indian	12/13/2022		15:29	4-8	.500	2-5	.400	0-0	.000	1 0 1 0.8	1	5	0	0	2	10	3.0
Antelope Valley	12/16/2022		10:19	2-5	.400	1-2	.500	0-0	.000	0 0 0 0.7	0	0	0	0	1	5	3.2
at UTRGV	01/07/2023		04:42	1-1	1.000	0-0	.000	0-0	.000	0 1 1 0.8	0	0	0	0	0	2	3.1
Abilene Christian	01/18/2023		10:04	0-3	.000	0-2	.000	0-0	.000	0 3 3 0.9	0	2	0	0	1	0	2.8
at Grand Canyon	01/21/2023		00:16	0-0	.000	0-0	.000	0-2	.000	0 0 0 0.9	0	0	0	0	0	0	2.6
at Southern Utah	01/26/2023		03:39	1-1	1.000	0-0	.000	0-0	.000	0 0 0 0.8	0	0	0	0	0	2	2.6
at Utah Tech	02/02/2023		05:22	0-1	.000	0-0	.000	0-0	.000	0 0 0 0.8	0	0	0	0	0	0	2.4
California Baptist	02/08/2023		01:35	0-1	.000	0-0	.000	0-0	.000	0 0 0 0.7	0	0	0	0	0	0	2.3
Southern Utah	02/11/2023		00:07	0-0	.000	0-0	.000	1-2	.500	0 0 0 0.7	1	0	0	0	0	1	2.2
at Tarleton St.	02/23/2023		05:51	0-2	.000	0-1	.000	2-2	1.000	0 1 1 0.7	1	1	2	0	0	2	2.2
SFA	03/03/2023		07:38	0-2	.000	0-1	.000	1-2	.500	0 1 1 0.7	0	2	0	0	0	1	2.2
Totals		0	165:32	14-44	.318	6-23	.261	9-14	.643	2 12 14 0.7	9	19	9	1	12	43	2.2

Player Averages

Games Played	Minutes/game	Points/game	FG Pct	3FG Pct	FT Pct	Rebounds/game	Assists/game	Turnovers/game	Assist/Turnover ratio	Steals/game	Blocks/game
20	8.3	2.2	31.8	26.1	64.3	0.7	1.0	0.5	2.1	0.6	0.1

GET TO KNOW JADEN

Born May 11, 2001 ... parents are Thomas McClanahan and Latisha Murray ... has five brothers (Jovon, Leandra, Damani, Keith, Kennon) ... his twin brother, Jovon, plays basketball at Hawaii ... studying business at UVU.

CAREER STATS

SEASON	TEAM	GP-GS	MIN/AVG	Field Goals FG-FGA FG%	3-Point 3FG-3FGA 3FG%	F-Throws FT-FTA FT%	Rebounds OFF DEF TOT AVG	PF-FO	A	TO	BLK	STL	PTS	AVG
2020-21	UVU	18-0	279/15.5	25-59 .424	5-20 .250	11-17 .647	4 13 17 0.9	30-0	44	24	3	12	66	3.7
2021-22	UVU	22-0	346/15.7	26-69 .377	12-28 .429	17-29 .586	6 29 35 1.6	31-1	44	29	0	18	81	3.7
2022-23	UVU	20-0	166/8.3	14-44 .318	6-23 .261	9-14 .643	2 12 14 0.7	9-0	19	9	1	12	43	2.2
TOTAL		60-0	791/13.2	65-172 .378	23-71 .324	37-60 .617	12 54 66 1.1	70-1	107	62	4	42	190	3.2



Field's
Complete bio



2022-23 HIGHLIGHTS

- Scored a career-high six points on a perfect 2 for 2 shots from long range in a 113-69 win over Stephen F. Austin (March 3).

CACHE FIELDS

Junior • Guard
6-6 • 210
Palo Alto, California
Gavilan College

FIELD'S CAREER AT A GLANCE

- Played the last two seasons at Gavilan College in Gilroy, California where he played in 20 games during his sophomore season (2021-22), averaging 6.8 points, 2.5 rebounds, and 1.4 assists per game.
- Played his freshman year at Utah Valley during the 2018-19 season.

CAREER HIGHS

Points 6 vs. SFA, 3/3/23
FG Made 2 vs. SFA, 3/3/23
FG Attempted 2 (3x), last vs. SFA, 3/3/23
3PT Made 2 vs. SFA, 3/3/23
3PT Attempted 2 (3x), last vs. SFA, 3/3/23
FT Made
FT Attempted
Rebounds 1 (3x), last vs. SFA, 3/3/23
Assists
Blocks
Steals
Minutes 6:11 vs. SFA, 3/3/23

SEASON HIGHS

Points 6 vs. SFA, 3/3/23
FG Made 2 vs. SFA, 3/3/23
FG Attempted 2 (3x), last vs. SFA, 3/3/23
3PT Made 2 vs. SFA, 3/3/23
3PT Attempted 2 (3x), last vs. SFA, 3/3/23
FT Made
FT Attempted
Rebounds 1 (3x), last vs. SFA, 3/3/23
Assists
Blocks
Steals
Minutes 6:11 vs. SFA, 3/3/23

2022-23 GAME-BY-GAME STATS

Opponent	Date	GS	MIN	FG-FGA	PCT	3FG-3FGA	PCT	FT-FTA	PCT	OFF	DEF	TOT	AVG	PF	A	TO	BLK	STL	PTS	AVG
Western Colo.	11/09/2022		03:02	0-1	.000	0-1	.000	0-0	.000	0	0	0	0.0	0	0	0	0	0	0	0.0
vs Green Bay	11/20/2022		02:23	0-1	.000	0-1	.000	0-1	.000	0	0	0	0.0	1	0	0	0	0	0	0.0
SAGU American Indian	12/13/2022		04:59	0-2	.000	0-2	.000	0-0	.000	0	0	0	0.0	1	0	0	0	0	0	0.0
Antelope Valley	12/16/2022		02:14	0-1	.000	0-1	.000	0-0	.000	0	1	1	0.3	0	0	0	0	0	0	0.0
Abilene Christian	01/18/2023		01:57	1-1	1.000	1-1	1.000	0-0	.000	0	1	1	0.4	0	0	0	0	0	3	0.6
California Baptist	02/08/2023		01:12	0-0	.000	0-0	.000	0-0	.000	0	0	0	0.3	0	0	0	0	0	0	0.5
SFA	03/03/2023		06:11	2-2	1.000	2-2	1.000	0-0	.000	0	1	1	0.4	2	0	1	0	0	6	1.3
Totals		0	21:58	3-8	.375	3-8	.375	0-1	.000	0	3	3	0.4	4	0	1	0	0	9	1.3

Player Averages

Games Played	Minutes/game	Points/game	FG Pct	3FG Pct	FT Pct	Rebounds/game	Assists/game	Turnovers/game	Assist/Turnover ratio	Steals/game	Blocks/game
7	3.1	1.3	37.5	37.5	0.0	0.4	0.0	0.1	0.0	0.0	0.0

GET TO KNOW CACHE

Born July 19 ... born in Palo Alto, Calif. ... parents are Roger and Katherine Fields... has two brothers, Parker and Wilson and a sister, Elizabeth ... plans to pursue a career in commercial real estate.

CAREER STATS

				Field Goals		3-Point		F-Throws		Rebounds										Scoring	
SEASON	TEAM	GP-GS	MIN/AVG	FG-FGA	FG%	3FG-3FGA	3FG%	FT-FTA	FT%	OFF	DEF	TOT	AVG	PF-FO	A	TO	BLK	STL	PTS	AVG	
2018-19	UVU	11-0	22/2.0	1-8	.125	1-5	.200	0-0	.000	0	1	1	0.1	3-0	0	0	0	0	3	0.3	
2022-23	UVU	7-0	22/3.1	3-8	.375	3-8	.375	0-1	.000	0	3	3	0.4	4-0	0	1	0	0	9	1.3	
TOTAL		18-0	44/2.4	4-16	.250	4-13	.308	0-1	.000	0	4	4	0.2	7-0	0	1	0	0	12	0.7	



Crowther's
Complete bio



2022-23 HIGHLIGHTS

BRENDEN CROWTHER

Freshman • Guard
6-5 • 200
Alamosa, Colorado
Alamosa HS

CROWTHER'S CAREER AT A GLANCE

- Prepped at Alamosa High School in Colorado where he averaged 15.0 points, 6.0 rebounds, 3.0 assists, and 2.0 steals per game during his senior season.
- Named Second Team All-State and First Team All-Conference at AHS.

CAREER HIGHS

Points
FG Made
FG Attempted 2 vs. SFA, 3/3/23
3PT Made
3PT Attempted 2 vs. SFA, 3/3/23
FT Made
FT Attempted
Rebounds 1 (2x), last vs. Abilene Christian, 1/18/23
Assists 1 (2x), last vs. SAGU, 12/13/22
Blocks
Steals
Minutes 3:54 vs. SFA, 3/3/23

SEASON HIGHS

Points
FG Made
FG Attempted 2 vs. SFA, 3/3/23
3PT Made
3PT Attempted 2 vs. SFA, 3/3/23
FT Made
FT Attempted
Rebounds 1 (2x), last vs. Abilene Christian, 1/18/23
Assists 1 (2x), last vs. SAGU, 12/13/22
Blocks
Steals
Minutes 3:54 vs. SFA, 3/3/23

2022-23 GAME-BY-GAME STATS

Opponent	Date	GS	MIN	Total		3-Pointers		Free throws		Rebounds				PF	A	TO	BLK	STL	PTS	AVG
				FG-FGA	PCT	3FG-3FGA	PCT	FT-FTA	PCT	OFF	DEF	TOT	AVG							
Western Colo.	11/09/2022		02:24	0-0	.000	0-0	.000	0-0	.000	0	0	0	0.0	0	1	0	0	0	0	0.0
SAGU American Indian	12/13/2022		03:17	0-1	.000	0-1	.000	0-0	.000	0	1	1	0.5	1	1	0	0	0	0	0.0
Antelope Valley	12/16/2022		02:14	0-0	.000	0-0	.000	0-0	.000	0	0	0	0.3	0	0	0	0	0	0	0.0
Abilene Christian	01/18/2023		01:57	0-1	.000	0-1	.000	0-0	.000	0	1	1	0.5	1	0	0	0	0	0	0.0
California Baptist	02/08/2023		01:12	0-1	.000	0-1	.000	0-0	.000	0	0	0	0.4	1	0	0	0	0	0	0.0
SFA	03/03/2023		03:54	0-2	.000	0-2	.000	0-0	.000	0	0	0	0.3	0	0	0	0	0	0	0.0
Totals		0	14:58	0-5	.000	0-5	.000	0-0	.000	0	2	2	0.3	3	2	0	0	0	0	0.0

Player Averages

Games Played	Minutes/game	Points/game	FG Pct	3FG Pct	FT Pct	Rebounds/game	Assists/game	Turnovers/game	Assist/Turnover ratio	Steals/game	Blocks/game
6	2.5	0.0	0.0	0.0	0.0	0.3	0.3	0.0	2.0	0.0	0.0

GET TO KNOW BRENDEN

Born March 17, 2002 ... wife is Melissa ... married in 2021 ... parents are Aaron and Melissa Crowther ... has two sisters (Alyssa, Abbey) and two brothers (Zack, Camden).

CAREER STATS

				Field Goals		3-Point		F-Throws		Rebounds									Scoring	
SEASON	TEAM	GP-GS	MIN/AVG	FG-FGA	FG%	3FG-3FGA	3FG%	FT-FTA	FT%	OFF	DEF	TOT	AVG	PF-FO	A	TO	BLK	STL	PTS	AVG
2022-23	UVU	6-0	15/2.5	0-5	.000	0-5	.000	0-0	.000	0	2	2	0.3	3-0	2	0	0	0	0	0.0
TOTAL		6-0	15/2.5	0-5	.000	0-5	.000	0-0	.000	0	2	2	0.3	3-0	2	0	0	0	0	0.0



ETHAN POTTER

Freshman • Forward
6-8 • 205
Layton, Utah
Layton HS

Potter's
Complete bio



2022-23 HIGHLIGHTS

- Scored his first-ever collegiate bucket at Utah State (Nov. 7).
- Pulled down a career-best eight rebounds in win over SAGU (Dec. 13).
- Tallied three blocks in a 71-60 win over Utah Tech (Dec. 31).
- Scored a career-high six points with six rebounds in a 71-55 win over California Baptist (Feb. 8).
- Scored a career-high six points on a perfect 3 of 3 shooting in a 113-69 win over Stephen F. Austin (March 3).
- Pulled down seven rebounds with two points in an 83-69 win at New Mexico (March 15) in the first round of the NIT.

POTTER'S CAREER AT A GLANCE

- Earned 6A MVP honors at Layton High School where he averaged 25.0 points and 11.9 rebounds per game during his senior season.
- Was named Utah's Mr. Basketball in 2021.
- Scored 30 or more points five times at LHS.

CAREER HIGHS

Points 6 (2x), last vs. SFA, 3/3/23
FG Made 3 vs. SFA, 3/3/23
FG Attempted 3 (5x), last vs. SFA, 3/3/23
3PT Made
3PT Attempted 1 (3x), last vs. California Baptist, 2/8/23
FT Made 2 vs. California Baptist, 2/8/23
FT Attempted 2 (2x), last vs. California Baptist, 2/8/23
Rebounds 8 vs. SAGU, 12/13/22
Assists 2 at Southern Utah, 1/26/23
Blocks 2 (2x), last vs. SFA, 3/3/23
Steals 3 vs. Utah Tech, 12/31/22
Minutes 21:45 vs. California Baptist, 2/8/23

SEASON HIGHS

Points 6 (2x), last vs. SFA, 3/3/23
FG Made 3 vs. SFA, 3/3/23
FG Attempted 4 at New Mexico, 3/15/23
3PT Made
3PT Attempted 1 (4x), last at New Mexico, 3/15/23
FT Made 2 vs. California Baptist, 2/8/23
FT Attempted 2 (2x), last vs. California Baptist, 2/8/23
Rebounds 8 vs. SAGU, 12/13/22
Assists 2 at Southern Utah, 1/26/23
Blocks 2 (2x), last vs. SFA, 3/3/23
Steals 3 vs. Utah Tech, 12/31/22
Minutes 21:45 vs. California Baptist, 2/8/23

2022-23 GAME-BY-GAME STATS

Opponent	Date	GS	MIN	Total FG-FGA	PCT	3-Pointers 3FG-3FGA	PCT	Free throws FT-FTA	PCT	Rebounds OFF DEF TOT AVG	PF	A TO BLK STL PTS AVG
at Utah St.	11/07/2022		03:36	1-3	.333	0-1	.000	0-0	.000	1 0 1 1.0	0	0 0 0 0 2 2.0
Western Colo.	11/09/2022		10:15	1-3	.333	0-1	.000	0-0	.000	1 2 3 2.0	0	0 0 0 0 2 2.0
at Wake Forest	11/15/2022		02:53	0-0	.000	0-0	.000	0-0	.000	0 0 0 1.3	0	0 0 0 0 0 1.3
vs Morgan St.	11/18/2022		04:11	1-3	.333	0-0	.000	0-0	.000	1 0 1 1.3	0	0 0 1 0 2 1.5
vs Green Bay	11/20/2022		09:42	0-0	.000	0-0	.000	0-0	.000	1 1 2 1.4	1	1 1 0 1 0 1.2
at Boise St.	11/26/2022		09:27	1-2	.500	0-0	.000	0-0	.000	0 2 2 1.5	2	0 0 0 0 2 1.3
SAGU American Indian	12/13/2022		14:10	0-1	.000	0-0	.000	0-1	.000	1 7 8 2.4	2	1 0 2 1 0 1.1
Antelope Valley	12/16/2022		07:50	0-1	.000	0-0	.000	0-0	.000	1 6 7 3.0	1	1 1 0 0 0 1.0
at Oregon	12/20/2022		07:44	1-1	1.000	0-0	.000	0-0	.000	0 1 1 2.8	1	0 0 1 0 2 1.1
Sam Houston	12/29/2022		01:38	0-0	.000	0-0	.000	0-0	.000	0 0 0 2.5	0	1 0 0 0 0 1.0
Utah Tech	12/31/2022		13:38	0-1	.000	0-0	.000	0-0	.000	0 2 2 2.5	2	0 1 3 0 0 0.9
Abilene Christian	01/18/2023		08:42	0-0	.000	0-0	.000	1-2	.500	2 2 4 2.6	2	1 0 0 0 1 0.9
at Southern Utah	01/26/2023		10:20	0-0	.000	0-0	.000	0-0	.000	0 1 1 2.5	1	2 0 0 0 0 0.8
at Utah Tech	02/02/2023		03:58	0-0	.000	0-0	.000	1-2	.500	1 0 1 2.4	1	0 1 0 0 1 0.9
California Baptist	02/08/2023		21:45	2-3	.667	0-1	.000	2-2	1.000	1 5 6 2.6	1	0 0 0 0 6 1.2
Southern Utah	02/11/2023		02:11	0-0	.000	0-0	.000	0-0	.000	1 0 1 2.5	1	0 0 0 0 0 1.1
at Tarleton St.	02/23/2023		02:07	1-1	1.000	0-0	.000	0-0	.000	0 0 0 2.4	0	0 0 1 0 2 1.2
at Abilene Christian	02/25/2023		04:31	1-2	.500	0-0	.000	0-0	.000	0 0 0 2.2	0	0 0 0 0 0 2 1.2
SFA	03/03/2023		11:08	3-3	1.000	0-0	.000	0-0	.000	3 1 4 2.3	0	2 2 1 6 1.5
vs Tarleton St.	03/09/2023		02:55	0-0	.000	0-0	.000	0-0	.000	0 2 2 2.3	0	0 0 0 0 0 1.4
at New Mexico	03/15/2023		18:56	1-4	.250	0-1	.000	0-0	.000	0 7 7 2.5	4	0 0 0 0 2 1.4
Totals			0	171:37	13-28	.464	0-4	.000	4-7	.571	14 39 53 2.5	19 6 8 10 3 30 1.4

GET TO KNOW ETHAN

Potter led the Layton High School to a 21-3 record and a third-place finish at the 6A Utah State championship during his junior year ... scored 22 points and pulled down 14 rebounds in the 72-66 setback to eventual 6A champion Fremont in the semifinals in 2020.

CAREER STATS

SEASON	TEAM	GP-GS	MIN/AVG	Field Goals FG-FGA	FG%	3-Point 3FG-3FGA	3FG%	F-Throws FT-FTA	FT%	Rebounds OFF DEF TOT AVG	PF	FO A TO BLK STL PTS AVG
2022-23	UVU	21-0	172/8.2	13-28	.464	0-4	.000	4-7	.571	14 39 53 2.5	19-0	6 8 10 3 30 1.4
TOTAL		21-0	172/8.2	13-28	.464	0-4	.000	4-7	.571	14 39 53 2.5	19-0	6 8 10 3 30 1.4



AZIZ BANDAOGO

Sophomore • Center
7-0 • 230
Dakar, Senegal, Africa
NBA Academy

Bandaogo's
Complete bio



2022-23 HIGHLIGHTS

- Scored 17 points with six rebounds in his UVU debut at Utah State (Nov. 7).
- Recorded 12-point, 10-rebound double-double in win over Western Colorado (Nov. 9) in home opener.
- Tallied a second straight double-double with 13 points and a career-high 12 rebounds in win over Northern Arizona (Nov. 12).
- Pulled down a career-high 17 rebounds with nine points at Wake Forest (Nov. 15).
- Led UVU with 15 points and eight rebounds against Morgan State (Nov. 18).
- Scored 13 points with 14 rebounds in win over Green Bay (Nov. 20).
- Notched his fourth double-double with 13 points and 11 rebounds in win over Long Beach State (Dec. 3).
- Scored 14 points with seven rebounds in a 75-60 win at BYU (Dec. 7).
- Recorded his fifth double-double with 15 points and 10 rebounds in overtime win at Northern Arizona.
- Pulled down 12 rebounds in win over Antelope Valley (Dec. 16).
- Pulled down 10 rebounds with eight points and four blocks in an 80-64 win over Sam Houston (Dec. 29).
- Tallied his seventh double-double of the season with 13 points and 12 boards in a 72-64 win at UT Arlington (Jan. 5).
- Scored 18 points with 16 rebounds and a career-best six blocks in 75-61 win at UTRGV (Jan. 7).
- Scored a career-high 23 points with 13 rebounds and a career-high seven assists in an 85-80 loss to Seattle U (Jan. 14).
- Tallied his 10th double-double with 10 points and 14 rebounds in an 84-54 win over Abilene Christian (Jan. 18).
- Recorded his 11th double-double with 15 points and 13 rebounds in loss at Southern Utah (Jan. 26).
- Notched his 12th double-double with 16 points and 15 rebounds in a 77-72 win over NM State (Jan. 28).
- Recorded his 13th double-double with 15 points and 12 rebounds in a 76-69 win at Utah Tech (Feb. 2).
- Tallied his 14th double-double of the season with 10 points and 10 rebounds in a 71-55 win over California Baptist (Feb. 8).
- Matched a career high with 17 rebounds to go along with eight points in a 67-58 win at Seattle U (Feb. 18).
- Matched a season high with six blocks to go along with 12 points and six rebounds in an 89-88 loss to Southern Utah in the semifinals of the WAC Tournament.
- Scored eight points with 11 rebounds in an 83-69 win at New Mexico (March 15) in the first round of the NIT.

GET TO KNOW AZIZ

Bandaogo joined NBA Academy Africa in October 2018 ... Originally based in Dakar, NBA Academy Africa relocated to Saly in November 2018 after the NBA opened a new state-of-the-art facility which is now the primary training location for NBA Academy prospects from across the continent.

Prior to joining The NBA Academy Africa, Bandaogo was part of SEED Project, an International NGO based in Senegal that uses basketball to engage more than 2,000 youth from Senegal and The Gambia in education and leadership development programs ... in December 2018, Bandaogo competed alongside top prospects from the league's academies in a series of exhibition games at the NBA G League Winter Showcase in Las Vegas.

BANDAOGO'S CAREER AT A GLANCE

- Played the last two seasons at Akron
- Played in 33 games for Akron last season during his COVID freshman campaign.
- In 12.2 minutes per game, Bandaogo averaged 1.2 blocks, 3.3 rebounds, and 3.2 points a contest. Shot 48.8 percent from the field last year.

CAREER HIGHS

Points 23 vs. Seattle U, 1/14/23
FG Made 9 vs. Seattle U, 1/14/23
FG Attempted 10 (3x), last at Southern Utah, 1/26/23
3PT Made 2 (2x), last at BYU, 12/7/22
3PT Attempted 2 (2x), last at BYU, 12/7/22
FT Made 9 at Tarleton, 2/23/23
FT Attempted 10 (3x), last at Tarleton, 2/23/23
Rebounds 17 at Wake Forest, 11/15/22
Assists 7 vs. Seattle U, 1/14/23
Blocks 6 (2x), last vs. Southern Utah, 3/10/23
Steals 2 (4x), last vs. Southern Utah, 2/11/23
Minutes 37:46 at NAU, 12/10/22

SEASON HIGHS

Points 23 vs. Seattle U, 1/14/23
FG Made 9 vs. Seattle U, 1/14/23
FG Attempted 14 at Seattle U, 2/18/23
3PT Made 2 (2x), last at BYU, 12/7/22
3PT Attempted 2 (2x), last at BYU, 12/7/22
FT Made 9 at Tarleton, 2/23/23
FT Attempted 10 (2x), last at Tarleton, 2/23/23
Rebounds 17 (2x), last at Seattle U, 2/18/23
Assists 7 vs. Seattle U, 1/14/23
Blocks 6 (2x), last vs. Southern Utah, 3/10/23
Steals 2 (3x), last vs. Southern Utah, 2/11/23
Minutes 37:46 at NAU, 12/10/22

2022-23 GAME-BY-GAME STATS

Opponent	Date	GS	MIN	Total		3-Pointers		Free throws		Rebounds				PF	A	TO	BLK	STL	PTS	AVG	
				FG-FGA	PCT	3FG-3FGA	PCT	FT-FTA	PCT	OFF	DEF	TOT	AVG								
at Utah St.	11/07/2022	*	30:48	7-9	.778	2-2	1.000	1-1	1.000	2	4	6	6.0	4	2	1	3	0	17	17.0	
Western Colo.	11/09/2022	*	20:39	6-6	1.000	0-0	.000	0-1	.000	3	7	10	8.0	1	4	1	3	2	12	14.5	
Northern Ariz.	11/12/2022	*	31:02	4-6	.667	0-1	.000	5-6	.833	4	8	12	9.3	2	1	2	4	1	13	14.0	
at Wake Forest	11/15/2022	*	34:45	2-4	.500	0-0	.000	5-6	.833	5	12	17	11.3	2	0	2	3	1	9	12.8	
vs Morgan St.	11/18/2022	*	31:32	5-7	.714	0-0	.000	5-6	.833	2	6	8	10.6	3	0	0	5	0	15	13.2	
vs Green Bay	11/20/2022	*	19:17	6-7	.857	0-0	.000	1-2	.500	4	10	14	11.2	1	0	1	0	0	13	13.2	
at Boise St.	11/26/2022	*	26:18	1-4	.250	0-0	.000	2-5	.400	3	0	3	10.0	2	0	2	1	2	4	11.9	
Long Beach St.	12/03/2022	*	30:43	6-7	.857	0-0	.000	1-5	.200	4	7	11	10.1	0	0	0	4	0	13	12.0	
at BYU	12/07/2022	*	29:44	4-5	.800	2-2	1.000	4-6	.667	1	6	7	9.8	4	0	2	0	1	14	12.2	
at Northern Ariz.	12/10/2022	*	37:46	6-8	.750	0-0	.000	3-4	.750	1	9	10	9.8	1	2	1	2	0	15	12.5	
SAGU American Indian	12/13/2022	*	20:40	5-8	.625	0-1	.000	5-7	.714	5	10	15	10.3	1	0	2	3	1	15	12.7	
Antelope Valley	12/16/2022	*	16:07	1-4	.250	0-1	.000	0-1	.000	3	9	12	10.4	1	1	3	2	0	2	11.8	
at Oregon	12/20/2022	*	23:53	0-2	.000	0-1	.000	2-4	.500	1	4	5	10.0	4	0	1	4	0	2	11.1	
Sam Houston	12/29/2022	*	27:21	3-4	.750	0-0	.000	2-4	.500	2	8	10	10.0	4	1	2	4	1	8	10.9	
Utah Tech	12/31/2022	*	27:35	1-2	.500	0-1	.000	3-4	.750	2	5	7	9.8	3	3	2	3	0	5	10.5	
at UT Arlington	01/05/2023	*	35:31	5-10	.500	0-1	.000	3-4	.750	3	9	12	9.9	2	0	2	3	0	13	10.6	
at UTRGV	01/07/2023	*	35:25	7-9	.778	0-0	.000	4-4	1.000	2	14	16	10.3	3	0	1	6	1	18	11.1	
at California Baptist	01/11/2023	*	31:16	2-6	.333	0-0	.000	2-4	.500	3	7	10	10.3	1	0	1	1	0	6	10.8	
Seattle U	01/14/2023	*	37:12	9-10	.900	0-0	.000	5-6	.833	4	9	13	10.4	2	7	2	2	0	23	11.4	
Abilene Christian	01/18/2023	*	25:29	5-7	.714	0-0	.000	0-1	.000	1	13	14	10.6	2	4	2	3	0	10	11.4	
at Grand Canyon	01/21/2023	*	33:03	3-8	.375	0-1	.000	1-2	.500	4	3	7	10.4	0	0	0	2	0	7	11.1	
at Southern Utah	01/26/2023	*	34:10	7-10	.700	0-1	.000	1-2	.500	4	9	13	10.5	2	1	2	2	1	15	11.3	
New Mexico St.	01/28/2023	*	34:57	7-11	.636	0-0	.000	2-6	.333	3	12	15	10.7	4	4	4	4	1	16	11.5	
at Utah Tech	02/02/2023	*	28:53	4-6	.667	0-0	.000	7-10	.700	5	7	12	10.8	2	0	3	4	0	15	11.7	
California Baptist	02/08/2023	*	32:20	4-8	.500	0-0	.000	2-4	.500	3	7	10	10.8	1	2	2	5	0	10	11.6	
Southern Utah	02/11/2023	*	24:57	3-7	.429	0-0	.000	4-4	1.000	0	8	8	10.7	4	1	2	3	2	10	11.5	
at Seattle U	02/18/2023	*	30:58	3-14	.214	0-1	.000	2-5	.400	6	11	17	10.9	3	0	1	2	0	8	11.4	
at Tarleton St.	02/23/2023	*	30:40	1-5	.200	0-0	.000	9-10	.900	2	5	7	10.8	3	1	1	5	0	11	11.4	
at Abilene Christian	02/25/2023	*	26:04	5-9	.556	0-0	.000	0-0	.000	0	5	5	10.6	2	1	1	1	0	10	11.3	
UT Arlington	03/01/2023	*	21:22	5-9	.556	0-0	.000	0-0	.000	4	7	11	10.6	1	2	1	1	0	10	11.3	
SFA	03/03/2023	*	21:21	6-7	.857	0-0	.000	3-6	.500	2	5	7	10.5	2	0	1	4	2	15	11.4	
vs Tarleton St.	03/09/2023	*	34:22	4-9	.444	0-0	.000	4-8	.500	3	4	7	10.3	3	1	2	3	1	12	11.4	
vs Southern Utah	03/10/2023	*	30:15	6-8	.750	0-0	.000	0-2	.000	3	3	6	10.2	4	1	3	6	0	12	11.5	
at New Mexico	03/15/2023	*	29:16	4-7	.571	0-0	.000	0-0	.000	4	7	11	10.2	3	2	2	1	0	8	11.4	
Totals			34	985:41	147-243	.605	4-13	.308	88-140	.629	98	250	348	10.2	77	41	55	99	17	386	11.4

CAREER STATS

SEASON	TEAM	GP-GS	MIN/AVG	Field Goals		3-Point		F-Throws		Rebounds				Scoring						
				FG-FGA	FG%	3FG-3FGA	3FG%	FT-FTA	FT%	OFF	DEF	TOT	AVG	PF-FO	A	TO	BLK	STL	PTS	AVG
2020-21	UA	7-0	15/2.1	1-3	.333	0-0	.000	5-8	.625	2	3	5	0.7	3-0	0	0	2	0	7	1.0
2021-22	UA	33-5	396/12.0	39-80	.488	0-0	.000	29-60	.483	29	79	108	3.3	47-1	11	25	40	7	107	3.2
2022-23	UVU	34-34	986/29.0	147-243	.605	4-13	.308	88-140	.629	98	250	348	10.2	77-0	41	55	99	17	386	11.4
TOTAL FOR UVU	34-34		986/29.0	147-243	.605	4-13	.308	88-140	.629	98	250	348	10.2	77-0	41	55	99	17	386	11.4
TOTAL	74-39		1397/18.9	187-326	.574	4-13	.308	122-208	.587	129	332	461	6.2	127-1	52	80	141	24	500	6.8

**2022-23 GAME-BY-GAME STARTERS**Game

Nov. 7 at Utah State	Trey Woodbury	Le'Tre Darthard	Justin Harmon	Tim Ceaser	Aziz Bandaogo
Nov. 9 vs. Western Colorado	Trey Woodbury	Le'Tre Darthard	Justin Harmon	Tim Ceaser	Aziz Bandaogo
Nov. 9 vs. Northern Arizona	Trey Woodbury	Le'Tre Darthard	Justin Harmon	Tim Ceaser	Aziz Bandaogo
Nov. 15 at Wake Forest	Trey Woodbury	Le'Tre Darthard	Justin Harmon	Tim Ceaser	Aziz Bandaogo
Nov. 18 vs. Morgan State	Trey Woodbury	Le'Tre Darthard	Justin Harmon	Tim Ceaser	Aziz Bandaogo
Nov. 20 vs. Green Bay	Trey Woodbury	Le'Tre Darthard	Justin Harmon	Tim Ceaser	Aziz Bandaogo
Nov. 26 at Boise State	Trey Woodbury	Le'Tre Darthard	Justin Harmon	Tim Ceaser	Aziz Bandaogo
Dec. 3 vs. Long Beach State	Trey Woodbury	Le'Tre Darthard	Justin Harmon	Tim Fuller	Aziz Bandaogo
Dec. 7 at BYU	Trey Woodbury	Le'Tre Darthard	Justin Harmon	Tim Fuller	Aziz Bandaogo
Dec. 10 at Northern Arizona	Trey Woodbury	Le'Tre Darthard	Justin Harmon	Tim Fuller	Aziz Bandaogo
Dec. 13 vs. SAGU	Trey Woodbury	Le'Tre Darthard	Justin Harmon	Tim Fuller	Aziz Bandaogo
Dec. 16 vs. Antelope Valley	Trey Woodbury	Le'Tre Darthard	Justin Harmon	Tim Fuller	Aziz Bandaogo
Dec. 20 at Oregon	Trey Woodbury	Le'Tre Darthard	Justin Harmon	Tim Fuller	Aziz Bandaogo
Dec. 29 vs. Sam Houston	Trey Woodbury	Le'Tre Darthard	Justin Harmon	Tim Fuller	Aziz Bandaogo
Dec. 31 vs. Utah Tech	Trey Woodbury	Le'Tre Darthard	Justin Harmon	Tim Fuller	Aziz Bandaogo
Jan. 5 at UT Arlington	Trey Woodbury	Le'Tre Darthard	Blaze Nield	Tim Fuller	Aziz Bandaogo
Jan. 7 at UTRGV	Trey Woodbury	Le'Tre Darthard	Justin Harmon	Tim Fuller	Aziz Bandaogo
Jan. 11 at California Baptist	Trey Woodbury	Le'Tre Darthard	Justin Harmon	Tim Fuller	Aziz Bandaogo
Jan. 14 vs. Seattle U	Trey Woodbury	Le'Tre Darthard	Justin Harmon	Tim Fuller	Aziz Bandaogo
Jan. 18 vs. Abilene Christian	Trey Woodbury	Le'Tre Darthard	Justin Harmon	Tim Fuller	Aziz Bandaogo
Jan. 21 at Grand Canyon	Trey Woodbury	Le'Tre Darthard	Justin Harmon	Tim Fuller	Aziz Bandaogo
Jan. 26 at Southern Utah	Trey Woodbury	Le'Tre Darthard	Justin Harmon	Tim Fuller	Aziz Bandaogo
Jan. 28 vs. New Mexico State	Trey Woodbury	Le'Tre Darthard	Justin Harmon	Tim Fuller	Aziz Bandaogo
Feb. 2 at Utah Tech	Trey Woodbury	Le'Tre Darthard	Justin Harmon	Tim Fuller	Aziz Bandaogo
Feb. 8 vs. California Baptist	Trey Woodbury	Le'Tre Darthard	Justin Harmon	Tim Fuller	Aziz Bandaogo
Feb. 11 vs. Southern Utah	Trey Woodbury	Le'Tre Darthard	Justin Harmon	Tim Fuller	Aziz Bandaogo
Feb. 18 at Seattle U	Trey Woodbury	Le'Tre Darthard	Justin Harmon	Tim Fuller	Aziz Bandaogo
Feb. 23 at Tarleton	Trey Woodbury	Le'Tre Darthard	Justin Harmon	Tim Fuller	Aziz Bandaogo
Feb. 25 at Abilene Christian	Blaze Nield	Le'Tre Darthard	Justin Harmon	Tim Fuller	Aziz Bandaogo
March 1 vs. UT Arlington	Trey Woodbury	Le'Tre Darthard	Justin Harmon	Tim Fuller	Aziz Bandaogo
March 3 vs. Stephen F. Austin	Trey Woodbury	Le'Tre Darthard	Justin Harmon	Tim Fuller	Aziz Bandaogo
March 9 vs. Tarleton	Trey Woodbury	Le'Tre Darthard	Justin Harmon	Tim Fuller	Aziz Bandaogo
March 10 vs. Southern Utah	Trey Woodbury	Le'Tre Darthard	Justin Harmon	Tim Fuller	Aziz Bandaogo
March 15 at New Mexico	Trey Woodbury	Le'Tre Darthard	Justin Harmon	Tim Fuller	Aziz Bandaogo



2022-23 BOX SCORES

GAME 1

at Utah State | Nov. 7, 2022
Logan, Utah | Dee Glen Smith Spectrum



Official Basketball Box Score - Final
Utah Valley at Utah St.
11/07/22 Dee Glen Smith Spectrum, Logan, Utah
2022-23 Men's Basketball

Officials: Jeff Mahan, Mike Kashirsky, Nate Melson

Utah Valley - 58

Record: 0-1

NO.	Name	Min	FG	3P	FT	Rebounds	Fouls	TP	AS	TO	ST	Blocks	+/
			M-A	M-A	M-A	OR DR TOT	PF FD					BS BA	
2	Tim Ceaser	F 21:46	1-3	1-3	0-0	0 5 5	2 0 3	0	1	2	0	0	-11
55	Aziz Bandoago	C 30:48	7-9	2-2	1-1	2 4 6	4 3 17	2	1	0	2	0	-10
0	Justin Harmon	G 28:46	2-12	0-5	5-7	0 9 9	2 4 9	0	2	2	0	3	-9
1	Le'Tre Darthard	G 28:56	0-6	0-5	1-3	0 0 0	2 2 1	1	3	1	0	0	-20
4	Trey Woodbury	G 18:42	4-12	0-3	0-0	1 0 1	4 0 8	3	2	0	0	0	-6
5	Tim Fuller	16:58	1-4	0-0	1-1	1 1 2	2 2 3	0	0	0	0	0	-5
3	Blaze Nield	18:17	0-3	0-0	0-0	0 3 3	1 1 0	1	0	1	0	0	-6
35	Ethan Potter	03:36	1-3	0-1	0-0	1 0 1	0 0 2	0	0	0	0	0	-2
10	Cam Alford	23:07	3-7	0-1	7-8	0 3 3	1 4 13	1	0	0	0	2	-9
13	Jaden McClanahan	09:02	1-2	0-1	0-0	0 1 1	0 0 2	0	0	0	0	0	-7
Team													
Totals			20-61	3-19	15-20	7 27 34	18 16 58	8	9	6	2	5	-17

Technical Fouls: Harmon 1st 14:58 Harmon 2nd 12:41

Utah St. - 75

Record: 1-0

NO.	Name	Min	FG	3P	FT	Rebounds	Fouls	TP	AS	TO	ST	Blocks	+/
			M-A	M-A	M-A	OR DR TOT	PF FD					BS BA	
1	Taylor Funk	F 29:42	8-15	2-7	0-0	3 11 14	2 0 18	2	2	0	1	1	22
32	Trevin Dorius	C 13:38	0-2	0-0	0-0	2 0 2	0 0 0	0	0	1	0	1	-1
2	Sean Baisrow	G 29:01	8-13	2-2	1-2	2 6 8	2 3 19	1	0	0	1	0	6
11	Max Shulga	G 27:44	4-9	2-4	4-4	1 5 6	3 5 14	0	1	0	1	0	0
15	Rylan Jones	G 24:20	2-6	1-1	0-2	0 2 2	0 4 6	8	0	1	0	0	16
30	Daniel Akin	26:57	3-4	0-0	0-4	0 5 5	3 3 6	1	5	0	0	0	10
3	Steven Ashworth	22:23	3-9	1-4	2-2	1 5 6	2 1 9	5	0	0	0	0	16
5	RJ Eytel-Rock	06:31	0-0	0-0	0-0	0 0 0	1 0 1	0	0	0	0	0	1
24	Zee Hamoda	19:44	1-6	0-1	1-2	1 2 3	3 2 3	0	0	0	1	1	15
Team													
Totals			29-64	8-19	9-16	10 37 47	16 18 75	17	10	1	5	2	17

Technical Fouls: NONE

	UVU	USU	Points from Turnovers	UVU	USU	Period by Period Scoring
						1st 2nd TOT
Biggest lead	2 (1 st 18:20)	17 (2 nd 1:01)	9	4		
Best Scoring Run	6 (2 nd 13:04)	10 (2 nd 19:06)	28	30		
Lead Changes	5		6	12		
Times Tied	3		6	5		
Time with Lead	01:15	35:00	20	18		

Shooting By Period		
1 st FG%	10-33	30.3%
3PT%	2-10	20.0%
FT%	6-8	75%
2 nd FG%	10-28	35.7%
3PT%	1-9	11.1%
FT%	9-12	75%
GM FG%	20-61	32.8%
3PT%	3-19	15.8%
FT%	15-20	75.0%

Dead Ball Rebounds: 2, 0

Shooting By Period		
1 st FG%	15-30	50.0%
3PT%	5-9	55.6%
FT%	6-13	46.2%
2 nd FG%	14-34	41.2%
3PT%	3-10	30.0%
FT%	3-3	100%
GM FG%	29-64	45.3%
3PT%	8-19	42.1%
FT%	9-16	56.3%

Dead Ball Rebounds: 5, 0

GAME 2

vs. Western Colorado | Nov. 9, 2022
Orem, Utah | UCCU Center



Official Basketball Box Score - Final
Western Colo. at Utah Valley
11/09/22 UCCU Center, Orem, Utah
2022-23 Men's Basketball

Game Time: 6:00 PM
Game Duration: 1:47
Attendance: 1,449

Officials: Randy Heimerman, Matt Basham, Janelita Graham

Western Colo. - 64

Record: 0-6

NO.	Name	Min	FG	3P	FT	Rebounds	Fouls	TP	AS	TO	ST	Blocks	+/
			M-A	M-A	M-A	OR DR TOT	PF FD					BS BA	
22	Robel Desta	F 27:28	3-8	2-5	0-0	0 3 3	2 2 8	1	3	0	0	0	-17
32	Gino Corridori	F 21:14	2-4	0-0	0-0	4 7 11	1 1 4	3	0	0	0	0	-16
5	Avery Rembaao	G 21:25	7-12	1-3	2-3	2 0 2	0 4 17	0	2	0	0	1	-20
10	Jaslan McCloud	G 20:19	2-8	0-5	0-0	0 3 3	2 0 4	0	1	0	0	0	-16
20	Kevin Jimenez	G 17:35	1-5	0-1	1-2	0 1 1	2 2 3	2	2	0	0	1	-10
2	Kade Juells	14:25	4-7	2-4	0-0	1 1 2	0 1 10	2	2	1	0	1	-4
42	Trevin Lick	15:09	0-1	0-0	0-0	1 1 1	1 0 0	0	1	0	0	0	-13
11	Syrus Williams	22:10	1-4	0-1	0-0	0 2 2	1 1 2	1	0	0	0	0	-17
30	Jonathan McCloud	12:40	3-5	1-2	0-0	0 0 0	0 0 0	0	0	1	1	0	0
21	Mason Black	12:04	3-5	1-2	0-0	1 0 1	2 0 7	0	1	0	0	0	-7
33	Andrew Reichart	07:38	0-0	0-0	0-1	1 2 2	0 0 1	0	1	1	0	0	-5
1	Daric Conkright	04:11	1-2	0-1	0-0	0 0 0	0 0 0	2	0	2	0	0	-8
24	Christian Still	03:42	0-2	0-0	0-0	0 1 1	1 0 0	0	0	1	0	1	0
Team													
Totals			27-63	7-24	3-5	9 22 31	14 11 64	11	16	2	0	5	-27

Technical Fouls: NONE

Utah Valley - 91

Record: 1-1

NO.	Name	Min	FG	3P	FT	Rebounds	Fouls	TP	AS	TO	ST	Blocks	+/
			M-A	M-A	M-A	OR DR TOT	PF FD					BS BA	
2	Tim Ceaser	F 17:31	2-6	0-2	2-2	0 1 1	2 1 6	1	0	1	0	0	13
55	Aziz Bandoago	C 20:39	6-6	0-0	0-1	3 7 10	1 2 12	4	1	2	3	0	19
0	Justin Harmon	G 22:21	5-8	1-2	0-0	0 1 1	2 0 11	4	1	1	0	0	16
1	Le'Tre Darthard	G 17:10	5-6	2-3	2-2	0 2 2	2 2 14	0	1	0	1	0	20
4	Trey Woodbury	G 25:43	5-9	1-2	2-2	0 4 4	2 1 13	0	1	1	0	0	20
3	Blaze Nield	18:06	3-4	2-3	3-3	0 2 2	0 2 11	5	0	1	0	0	17
5	Tim Fuller	11:43	3-4	0-0	0-0	1 2 3	1 0 6	4	1	0	0	0	3
11	Tahj Small	18:55	1-5	0-1	2-2	0 6 6	0 2 4	3	1	1	1	0	16
10	Cam Alford	14:24	3-7	0-2	4-5	1 0 1	1 3 10	0	1	0	0	0	0
13	Jaden McClanahan	17:47	1-3	0-2	0-0	0 1 1	0 0 2	3	1	1	0	0	13
35	Ethan Potter	10:15	1-3	0-1	0-0	1 2 3	0 1 2	0	0	0	0	0	1
15	Cache Fields	03:02	0-1	0-1	0-0	0 0 0	0 0 0	0	0	0	0	0	-3
21	Brenden Crowther	02:24	0-0	0-0	0-0	0 0 0	0 0 0	0	0	1	0	0	-3
Team													
Totals			35-62	6-19	15-17	6 29 35	11 14 91	25	8	8	5	0	27

Technical Fouls: NONE

	WCU	UVU	Points from Turnovers	WCU	UVU	Period by Period Scoring
						1st 2nd TOT
Biggest lead	0 (1 st 20:00)	30 (2 nd 3:37)	6	20		
Best Scoring Run	5 (1 st 5:38)	10 (2 nd 3:37)	32	52		
Lead Changes	0		17	8		
Times Tied	4		5	21		
Time with Lead	00:00	37:59	28	35		

GAME 3

vs. Northern Arizona | Nov. 12, 2022
Orem, Utah | UCCU Center



Official Basketball Box Score - Final
Northern Arizona at Utah Valley
11/12/22 UCCU Center, Orem, Utah
2022-23 Men's Basketball

Officials: Mike Reed, Tommy Nunez, Nate Harris

Northern Arizona - 69

Record: 0-3

NO.	Name	Min	FG	3P	FT	Rebounds	Fouls	TP	AS	TO	ST	Blocks	+/
			M-A	M-A	M-A	OR DR TOT	PF FD					BS BA	
20	Nik Mains	F 18:24	2-5	1-2	0-0	0 2 2	2 0 5	1	0	0	0	0	-12
33	Carson Towt	F 30:37	3-11	0-0	0-0	9 10 19	3 1 6	5	2	3	1	2	-3
2	Xavier Fuller	G 14:35	1-5	0-0	0-0	2 0 2	0 0 2	0	1	0	0	1	-9
15	Jalen Cone	G 36:59	2-11	2-8	2-2	0 3 3	4 3 8	3	1	0	0	3	-4
21	Liam Lloyd	G 35:29	5-12	2-6	2-2	0 2 2	3 4 14	2	1	2	0	2	-4
12	Diego Campisano	02:58	1-1	0-0	0-0	0 1 1	0 0 2	0	0	0	0	0	-2
13	Keith Haymon	08:40	2-4	1-3	1-2	1 0 1	1 1 6	2	3	0	0	0	-3
23	Ezekiel Richards	06:12	0-1	0-0	0-0	0 0 0	0 0 1	0	0	1	0	0	-4
4	Oakland Fort	21:23	4-8	3-6	1-2	0 2 2	0 2 12	4	0	0	0	0	7
10	Jack Wistroll	21:56	5-9	2-3	2-2	2 4 6	3 3 14	0	0	0	0	1	10
24	Trenton McLaughlin	02:47	0-0	0-0	0-0	0 0 0	1 0 0	0	0	0	0	0	4
Team													
Totals			25-67	11-28	8-10	16 25 41	17 15 69	17	10	5	1	9	-4

Technical Fouls: NONE

Utah Valley - 73

Record: 2-1

No.	Name	Min	FG M-A	3P M-A	FT M-A	Rebounds OR DR TOT	Fouls PF FD	TP	AS	TO	ST	Blocks BS BA	+/-
2	Tim Ceaser	F 15:26	1-4	0-1	0-0	1 1 2	0 0 2	0	1	0	0	0	5
55	Aziz Bandoago	C 31:02	4-6	0-1	5-6	4 8 12	2 5 13	1	2	1	4	0	6
0	Justin Harmon	G 27:22	3-6	0-1	1-2	0 6 6	5 1 7	5	2	0	1	0	4
1	Le'Tre Darthard	G 30:46	5-8	3-6	0-0	2 1 3		13	4	1	2	2	9
4	Trey Woodbury	G 34:19	7-13	4-6	4-6	0 0 0	1 4	22	6	1	0	1	8
3	Blaze Nield	16:46	0-1	0-1	2-2	0 1 1	0 2	2	0	0	0	0	-3
11	Tahj Small	19:42	3-9	1-4	0-0	1 4 5	1 1 7	0	1	0	0	0	-4
5	Tim Fuller	07:58	0-0	0-0	0-2	0 1 1	3 2 0	1	0	0	1	0	-3
13	Jaden McClanahan	13:48	2-3	2-2	1-2	0 2 2	1 1 7	3	2	0	0	0	0
10	Cam Allford	02:51	0-1	0-1	0-0	0 1 1	1 0 0	0	0	1	0	0	-1
Team						0 1 1		0	0				
Totals			25-52	10-23	13-20	8 26 34	15 17 73	20	11	6	9	1	4



2022-23 BOX SCORES

GAME 5

vs. Morgan State | Nov. 18, 2022
Montego Bay, Jamaica | Montego Bay Convention Centre



Official Basketball Box Score - Final
Utah Valley at Morgan St.
11/18/22 Montego Bay Convention Center, Montego Bay, Jamaica
2022-23 Men's Basketball

Game Time: 7:00 PM
Game Duration: 2:37
Attendance: 5,307

Officials: Keith Fogleman, Adam Flore, Connor Macdald

Utah Valley - 72

Record: 2-3

NO.	Name	Min	FG	3P	FT	Rebounds	Fouls	TP	AS	TO	ST	Blocks	BS	BA	+/
2	Tim Ceaser	F 28:29	2-7	2-6	2-4	2 3 5	2 2	8	0	1	1	2	0	2	
55	Aziz Bandaogo	C 31:32	5-7	0-0	5-6	2 6 8	3 4	15	0	0	0	5	0	-5	
0	Justin Harmon	G 33:17	3-8	0-2	5-5	1 0 1	2 4	11	3	4	2	0	2	1	
4	Trey Woodbury	G 32:48	2-12	1-6	3-4	2 1 3	1 3	8	4	4	2	0	3	1	
14	LeTrel Darthard	G 32:24	3-8	1-5	5-6	0 6 6	3 5	12	2	3	0	0	2		
5	Tim Fuller	F 13:28	1-3	0-0	1-2	2 1 3	2 3	3	1	0	0	1	0	4	
11	Tahj Small	09:24	2-5	0-2	2-2	1 1 2	1 2	6	0	1	0	0	0	-3	
3	Blaze Nield	07:41	0-2	0-2	0-0	0 0 0	1 0	0	1	3	0	0	0	-5	
35	Ethan Potter	04:11	1-3	0-0	0-0	1 0 1	0 0	2	0	0	0	1	0	-3	
10	Cam Alford	07:02	0-0	0-0	1-2	0 0 0	1 1	1	0	1	0	0	0	-3	
13	Jaden McClanahan	24:44	1-3	0-1	4-4	1 1 2	2 2	6	0	2	4	0	0	4	
Team						5 7 12				0	1				
Totals			20-58	4-24	28-35	17 26 43	18 26	72	11	20	9	9	5	-1	

Technical Fouls:McClanahan 2nd8:05

Morgan St. - 73

Record: 2-3

NO.	Name	Min	FG	3P	FT	Rebounds	Fouls	TP	AS	TO	ST	Blocks	BS	BA	+/
1	Khalil Turner	F 33:01	5-11	3-7	1-2	1 5 6	3 1	14	4	2	0	1	2	-1	
5	Lewis Djankam	F 31:26	3-11	0-1	2-2	3 1 4	5 2	8	1	1	3	1	1	-2	
2	Isaiah Burke	G 41:43	5-12	3-7	2-3	0 3 3	2 4	15	1	2	0	1	2	7	
11	Malik Miller	G 41:04	8-12	1-1	3-6	4 6 10	4 5	20	2	4	4	1	2	2	
23	David McCullough	G 08:57	0-0	0-0	0-0	1 1 1	2 0	0	0	1	0	0	0	-6	
0	Kamron Hobbs	16:15	0-2	0-1	0-0	1 0 1	1 0	0	3	2	0	0	0	-7	
10	Will Thomas	11:41	2-4	0-1	0-0	0 2 2	2 0	4	1	0	0	0	1	-3	
21	Collin Nnamene	09:47	0-0	0-0	0-0	0 1 1	5 1	0	2	0	0	0	0	2	
3	Rob Lawson	23:05	4-7	0-1	0-0	0 1 1	1 2	8	3	1	2	0	1	8	
14	Toto Fagbenle	08:01	1-2	0-0	2-4	1 2 3	2 2	4	0	0	2	1	0	5	
Team						1 0 1				0	0				
Totals			28-61	7-19	10-17	11 22 33	27 17	73	17	13	11	5	9	1	

Technical Fouls:Burke 2nd8:05

	UVU	Mor
Biggest lead	4 (1 st OT 3:09)	10 (1 st 3:12)
Best Scoring Run	6 (1 st 1:49)	7 (1 st 10:08)
Lead Changes	18	
Times Tied	13	
Time with Lead	12:23	24:39

Points from	UVU	Mor
Turnovers	14	30
Paint	32	38
Second Chance	17	4
Fast Breaks	14	14
Bench	18	16

Period by Period Scoring				
	1st	2nd	OT	TOT
UVU	32	36	4	72
Mor	35	33	5	73

Shooting By Period			
1 st	FG%	15-31	48.4%
	3PT%	3-6	50.0%
	FT%	2-4	50%
2 nd	FG%	12-26	46.2%
	3PT%	3-10	30.0%
	FT%	6-8	75%
OT	FG%	1-4	25.0%
	3PT%	1-3	33.3%
	FT%	2-5	40%
GM	FG%	28-61	45.9%
	3PT%	7-19	36.8%
	FT%	10-17	58.8%

Dead Ball Rebounds: 3.0

GAME 6

vs. Green Bay | Nov. 20, 2022
Montego Bay, Jamaica | Montego Bay Convention Centre



Official Basketball Box Score - Final
Green Bay at Utah Valley
11/20/22 Montego Bay Convention Center, Montego Bay, Jamaica
2022-23 Men's Basketball

Game Time: 8:45 PM
Game Duration: 1:46
Attendance: 5,128

Officials: Sean Linberger, Ian McElerny, Connor Macdald

Green Bay - 56

Record: 0-5

NO.	Name	Min	FG	3P	FT	Rebounds	Fouls	TP	AS	TO	ST	Blocks	BS	BA	+/-		
			M-A	M-A	M-A	OR	DR	FT									
3	Clarence Cummings III	F 27:14	6-9	1-3	3-3	1	1	2	2	4	16	1	2	0	0	-10	
11	Cade Meyer	F 24:06	4-9	1-2	0-0	1	2	3	4	2	9	1	1	0	1	-3	
24	Brock Helfner	F 23:46	4-9	0-2	0-1	0	2	2	2	3	8	1	0	0	0	-22	
4	Davin Zeigler	G 21:20	0-6	0-3	1-2	0	3	3	3	1	1	0	3	0	0	-14	
55	Nate Jenkins	G 28:52	1-3	0-0	0-0	0	3	3	1	2	2	2	3	0	0	-10	
0	Garren Davis	14:40	0-3	0-2	0-0	0	3	3	1	0	0	0	0	0	0	-15	
5	Zae Blake	21:30	3-6	1-2	1-4	2	2	4	2	2	8	3	3	3	0	-8	
1	Randy Tucker	15:17	2-6	1-4	0-0	0	2	2	1	0	5	0	2	0	0	-4	
13	Donavan Short	06:02	1-2	0-0	0-0	0	1	1	1	0	2	0	0	0	0	-15	
32	Ryan Wade	06:02	0-1	0-1	0-0	0	0	0	0	0	0	0	0	0	0	-11	
21	Jack Rose	08:42	1-1	1-1	0-0	0	1	1	0	1	3	1	0	0	0	0	-3
22	Brayden Dailey	01:38	1-2	0-0	0-1	1	0	1	0	1	2	0	0	0	0	-3	
2	Zane Short	00:51	0-0	0-0	0-0	0	0	0	0	1	0	0	0	0	0	-3	
Team						1	1	2				0	0				
Totals			23-57	5-20	5-11	6	21	27	18	16	56	9	14	3	1	4	-23

Technical Fouls:Blake 2nd1:50

Utah Valley - 79

Record: 3-3

NO.	Name	Min	FG	3P	FT	Rebounds	Fouls	TP	AS	TO	ST	Blocks	BS	BA	+/
2	Tim Ceaser	F 18:32	0-2	0-1	0-0	0 4 4	2 0	0	0	1	1	1	0	-5	
55	Aziz Bandaogo	C 19:17	6-7	0-0	1-2	4 0 14	1 4	13	0	1	0	0	0	19	
0	Justin Harmon	G 27:03	7-11	2-4	2-3	1 2 3	2 4	18	2	2	3	0	0	18	
1	LeTrel Darthard	G 24:31	0-5	0-3	1-2	0 1 1	2 1	1	1	1	1	0	0	16	
4	Trey Woodbury	G 26:09	6-11	4-5	0-0	0 7 7	1 1	16	4	1	1	0	1	13	
5	Tim Fuller	12:50	1-2	0-0	0-0	1 3 4	3 0	2	1	0	0	2	0	11	
11	Tahj Small	21:39	3-6	2-4	6-6	0 3 3	2 4	14	3	1	1	0	0	17	
13	Jaden McClanahan	11:27	0-3	0-2	0-0	0 0 0	0 0	0	1	0	0	0	0	16	
35	Ethan Potter	09:42	0-0	0-0	0-0	1 1 2	1 0	0	1	1	1	0	0	4	
3	Blaze Nield	15:32	0-0	0-0	2-2	0 0 0	0 1	2	2	1	0	0	0	-1	
10	Cam Alford	10:55	4-6	0-1	5-5	0 2 2	1 3	13	0	1	1	0	0	3	
15	Catche Fields	02:23	0-1	0-1	0-1	0 0 0	1 0	0	0	0	0	0	0	4	
Team						0 0 0				0	1				
Totals			27-54	8-21	17-21	7 33 40	16 18	79	15	11	9	4	1	23	

Technical Fouls:NONE

	GRE	UVU
Biggest lead	5 (1 st 18:13)	28 (2 nd 7:32)
Best Scoring Run	8 (1 st 1:32)	10 (1 st 11:11)
Lead Changes	3	
Times Tied	2	
Time with Lead	03:33	33:56

Points from	GRE	UVU
Turnovers	10	13
Paint	26	34
Second Chance	5	11
Fast Breaks	7	7
Bench	20	31

Period by Period Scoring			
	1st	2nd	TOT
GRE	23	33	56
UVU	33	46	79

Shooting By Period		
1 st	FG%	11-26 42.3%
	3PT%	6-15 40.0%
	FT%	5-7 71.4%
2 nd	FG%	16-28 57.1%
	3PT%	2-6 33.3%
	FT%	12-14 85.7%
GM	FG%	27-54 50.0%
	3PT%	8-21 38.1%
	FT%	17-21 81.0%

Dead Ball Rebounds: 2, 0

Dead Ball Rebounds: 2.0

GAME 7

at Boise State | Nov. 26, 2022
Boise, Idaho | ExtraMile Arena



Official Basketball Box Score - Final
Utah Valley at Boise St.
11/26/22 ExtraMile Arena, Boise
2022-23 Men's Basketball

Game Time: 2:00 PM
Game Duration: 1:47
Attendance: 8,544

Officials: Tommy Nunez, Jim Schipper, Doran Gotschal

Utah Valley - 69

Record: 3-4

NO.	Name	Min	FG	3P	FT	Rebounds	Fouls	TP	AS	TO	ST	Blocks	BS	BA	+/
2	Tim Ceaser	F 14:07	1-2	0-1	0-0	1 2 3	2 1	2	0	1	0	0	1	-6	
55	Aziz Bandaogo	C 26:18	1-4	0-0	2-5	3 0 3	2 5	4	0	2	2	1	2	-15	
0	Justin Harmon	G 28:06	7-14	3-4	2-2	0 4 4	4 1	19	0	3	1	0	1	-18	
1	LeTrel Darthard	G 20:47	2-6	1-4	2-2	0 0 0	0 2	7	0	0	0	0	1	-11	
4	Trey Woodbury	G 27:50	4-9	2-4	3-3	0 4 4	4 2	13	4	2	0	0	0	-24	
5	Tim Fuller	23:06	2-2	0-1	1-1	1 2 3	4 1	5	1	1	0	0	0	-10	
11	Tahj Small	21:06	1-7	0-2	2-2	1 3 4	1 1	4	1	1	0	0	2	-2	
13	Jaden McClanahan	09:47	0-2	0-1	0-0	0 0 0	0 1	0	0	0	0	1	0	10	
35	Ethan Potter	09:27	1-2	0-0	0-0	2 2 2	2 0	2	0	0	0	0	0	-7	
10	Cam Alford	15:13	4-7	0-1	3-5	0 3 3	1 4	11	1	0	1	0	2	-8	
3	Blaze Nield	04:13	1-1	0-0	0-0	0 0 0	0 0	2	0	0	0	0	0	1	
Team						2 2 4				0	0				
Totals			24-56	6-17	15-20	8 22 30	20 18	69	7	10	5	1	9	-18	



2022-23 BOX SCORES

GAME 9

at BYU | Dec. 7, 2022
Provo, Utah | Marriott Center



Official Basketball Box Score - Final
Utah Valley at BYU
12/07/22 Marriott Center, Provo
2022-23 Men's Basketball

Game Time: 7:00 PM
Game Duration: 2:11
Attendance: 13,925

Officials: David Hall, Ryan Holmes, Doran Gotschal

Utah Valley - 75

Record: 5-4

NO.	Name	Min	FG	3P	FT	Rebounds	Fouls	TP	AS	TO	ST	Blocks	+/-
			M-A	M-A	M-A	OR DR TOT	PF FD					BS BA	
5	Tim Fuller	15:51	0-0	0-0	0-0	0 0 0	2 2	0	0	1	1	0 0	5
55	Aziz Bandoago	C 29:44	4-5	2-2	4-6	1 6 7	4 3	14	0	2	1	0 0	8
0	Justin Harmon	G 26:01	7-12	1-3	4-8	1 1 2	3 5	19	3	2	1	0 1	5
1	Le'Tre Darthard	G 28:03	2-6	2-4	2-2	2 2 4	2 2	8	3	2	1	0 0	16
4	Trey Woodbury	G 36:49	2-7	1-4	2-2	0 6 6	2 1	7	3	5	3	0 1	23
2	Tim Ceaser	19:53	3-5	3-5	0-0	0 3 3	2	0	9	1	1	0 0	6
3	Blaze Nield	21:34	2-4	2-3	4-4	0 1 1	3 4	10	2	1	1	0 0	5
11	Tahj Small	18:18	3-5	0-2	0-1	2 3 5	3 1	6	0	3	0	0 0	8
10	Cam Alford	03:41	1-2	0-1	0-1	0 1 1	0 0	2	0	0	0	0 0	-2
13	Jaden McClanahan	00:06	0-0	0-0	0-0	0 0 0	0 0	0	0	0	0	0 0	1
Team						1 5 6		0					
Totals			24-46	11-24	16-24	8 27 35	21 18	75	12	17	8	0 2	15

Technical Fouls: Harmon 1st 4:26

BYU - 60

Record: 5-5

NO.	Name	Min	FG	3P	FT	Rebounds	Fouls	TP	AS	TO	ST	Blocks	+/-
			M-A	M-A	M-A	OR DR TOT	PF FD					BS BA	
5	Gideon George	F 31:00	3-7	0-2	4-5	4 4 8	5 6	10	1	2	3	0 0	-14
45	Fousseyni Traore	F 29:21	8-10	0-0	2-4	4 3 7	3 3	18	2	3	0	0 0	-10
2	Jaxson Robinson	G 35:31	1-7	1-7	0-0	0 4 4	1 0	3	0	1	1	0 0	-3
15	Richie Saunders	G 18:12	0-3	0-0	0 2 2	4 1	0	0	0	1	1	0 0	-7
30	Dallin Hall	G 28:14	2-12	1-5	4-4	2 1 3	3 4	9	3	2	1	0 0	-15
3	Rudi Williams	21:50	5-11	1-4	4-6	0 2 2	0 4	15	1	3	2	0 0	-7
4	Atiki Ally Atiki	08:56	0-1	0-0	2-4	0 1 1	2 2	2	0	0	0	1 0	-1
0	Noah Waterman	13:28	0-3	0-3	0-0	0 1 1	1 1	0	1	0	0	0 0	-8
1	Trey Stewart	12:04	1-2	1-2	0-0	0 0 0	1 0	3	0	1	0	1 0	-8
13	Tanner Toolson	01:24	0-0	0-0	0-0	0 0 0	1 0	0	0	0	0	0 0	-2
Team						3 2 5		0					
Totals			20-56	4-26	16-23	13 30 33	19 20	60	8	13	9	2 0	-15

Technical Fouls: Stewart 1st 11:17

	UVU	BYU				
Biggest lead	16 (2 nd 2:14)	11 (1 st 11:18)	Points from Turnovers	UVU	BYU	
Best Scoring Run	11 (2 nd 9:55)	8 (1 st 14:39)	Paint	16	20	
Lead Changes	9		Second Chance	22	28	
Times Tied	4		Fast Breaks	8	16	
Time with Lead	16:13	20:33	Bench	8	5	
				27	20	
			Period by Period Scoring			
				1st	2nd	TOT
			UVU	34	41	75
			BYU	38	22	60

Shooting By Period		
1 st FG%	11-30	36.7%
3PT%	3-15	20.0%
FT%	13-14	92.9%
2 nd FG%	9-26	34.6%
3PT%	1-11	9.1%
FT%	3-9	33.3%
GM FG%	20-56	35.7%
3PT%	4-26	15.4%
FT%	16-23	69.6%
Dead Ball Rebounds: 3, 0		

GAME 10

at Northern Arizona | Dec. 10, 2022
Flagstaff, Arizona | Rolle Activity Center



Official Basketball Box Score - Final
Green Bay at Utah Valley
11/20/22 Montego Bay Convention Center, Montego Bay, Jamaica
2022-23 Men's Basketball

Game Time: 8:45 PM
Game Duration: 1:46
Attendance: 5,128

Officials: Sean Lineberger, Ian McElerny, Connor Mackadd

Green Bay - 56

Record: 0-5

NO.	Name	Min	FG	3P	FT	Rebounds	Fouls	TP	AS	TO	ST	Blocks	+/-
			M-A	M-A	M-A	OR DR TOT	PF FD					BS BA	
3	Clarence Cummings III	F 27:14	6-9	1-3	3-3	1 1 2	2 4	16	1	2	0	0 0	-10
11	Gade Meyer	F 24:06	4-9	1-2	0-0	1 2 3	4 2	9	1	1	0	1 1	-3
24	Brock Helfner	F 23:46	4-9	0-2	0-1	0 2 2	2 3	8	1	0	0	0 1	-22
4	Dawin Zeigler	G 21:20	0-6	0-3	1-2	0 3 3	3 1	1	0	3	0	0 0	-14
55	Nate Jenkins	G 28:52	1-3	0-0	0-0	0 3 3	1 2	2	2	3	0	0 1	-10
0	Garren Davis	14:40	0-3	0-2	0-0	0 3 3	1	0	0	0	0	0 0	-15
5	Zae Blake	21:30	3-6	1-2	1-4	2 2 4	2 2	8	3	3	3	0 1	-8
1	Randy Tucker	15:17	2-6	1-4	0-0	0 2 2	1	5	0	2	0	0 0	-4
13	Donavan Short	06:02	1-2	0-0	0-0	0 1 1	1	0	2	0	0	0 0	-15
32	Ryan Wade	06:02	0-1	0-1	0-0	0 0 0	0	0	0	0	0	0 0	-11
21	Jack Rose	08:42	1-1	1-1	0-0	0 1 1	0	1	3	1	0	0 0	-8
22	Brayden Dailey	01:38	1-2	0-0	0-1	1 0 1	0	1	2	0	0	0 0	-3
2	Zane Short	00:51	0-0	0-0	0-0	0 0 0	1	0	0	0	0	0 0	-3
Team						1 1 2		0					
Totals			23-57	5-20	5-11	6 21 27	18 16	56	9	14	3	1 4	-23

Technical Fouls: Blake 2nd 1:50

Shooting By Period		
1 st FG%	10-27	37.0%
3PT%	3-12	25.0%
FT%	0-0	0%
2 nd FG%	13-30	43.3%
3PT%	2-8	25.0%
FT%	5-11	45.5%
GM FG%	23-57	40.4%
3PT%	5-20	25.0%
FT%	5-11	45.5%
Dead Ball Rebounds: 1, 1		

Utah Valley - 79

Record: 3-3

NO.	Name		Min	FG	3P	FT	Rebounds		Fouls	TP	AS	TO	ST	Blocks	BS	+/-	
				M-A	M-A	M-A	OR	DR	TOT	P	F	D					
2	Tim Ceaser	F	18:32	0-2	0-1	0-0	0	4	4	2	0	0	1	1	0	-5	
55	Aziz Bandoago	C	19:17	6-7	0-0	1-2	4	10	14	1	4	13	0	1	0	19	
0	Justin Harmon	G	27:03	7-11	2-4	2-3	1	2	3	2	4	18	2	2	3	0	
1	Le'Tre Darnhard	G	24:31	0-5	0-3	1-2	0	1	1	2	1	1	1	1	1	0	
4	Trey Woodbury	G	26:09	6-11	4-5	0-0	0	7	7	1	1	16	4	1	1	0	
5	Tim Fuller		12:50	1-2	0-0	0-0	1	3	4	3	0	2	1	0	0	2	
11	Tahj Small		21:39	3-6	2-4	6-6	0	3	3	2	4	14	3	1	1	0	
13	Jaden McClanahan		11:27	0-3	0-2	0-0	0	0	0	0	0	1	1	0	0	0	
35	Ethan Potter		09:42	0-0	0-0	0-0	1	1	2	1	0	0	1	1	1	0	
3	Blaze Nield		15:32	0-0	0-0	2-2	0	0	0	0	1	2	2	1	0	-1	
10	Cam Alford		10:55	4-6	0-1	5-5	0	2	2	1	3	13	0	1	1	0	
15	Catche Fields		02:23	0-1	0-1	0-1	0	0	0	1	0	0	0	0	0	4	
Team							0	0	0			0		1			
Totals				27-54	8-21	17-21	7	33	40	16	18	79	15	11	9	4	23

Technical Fouls: NONE

Technical Fouls: NONE

	GRE	UVU	Points from Turnovers	GRE	UVU	Period by Period Scoring			
Biggest lead	5 (1 st 18:13)	28 (2 nd 7:32)	10	13					
Best Scoring Run	8 (1 st 1:32)	10 (1 st 11:11)	Paint	26	34	1st	2nd	TOT	
Lead Changes	3		Second Chance	5	11	GRE	23	33	56
Times Tied	2		Fast Breaks	7	7	UVU	33	46	79
Time with Lead	03:33	33:56	Bench	20	31				

GAME 11

vs. Sagu American Indian College | Dec. 13, 2022
Orem, Utah | UCCU Center



Official Basketball Box Score - Final
SAGU American Indian at Utah Valley
12/13/22 UCCU Center, Orem, Utah
2022-23 Men's Basketball

Game Time: 6:00 PM
Game Duration: 1:43
Attendance: 1,427

Officials: Nate Harris, Scott DeBo, Chad Shepherd

SAGU American Indian - 54

Record: 0-7

NO.	Name	Min	FG	3P	FT	Rebounds	Fouls	TP	AS	TO	ST	Blocks	+/-
			M-A	M-A	M-A	OR DR TOT	PF FD					BS BA	
1	Reggie Mickenes-Orr	G 37:35	2-9	1-2	2-4	0 2 2	0 2	7	1	6	0	4 0	-41
3	Micha Wilkerson	G 34:51	6-12	1-3	0-0	0 4 4	5 0	13	2	2	3	2 0	-34
5	Tony Mesic	G 28:58	3-10	0-2	0-3	3 2 5	5 2	6	3	4	2	0 0	-28
10	Keyshawn Celestino-Clyde	G 30:02	8-18	3-7	3-6	4 8 12	2 6	22	0	2	0	0 3	-22
15	Rob Jenkins	G 30:34	1-3	0-2	0-2	1 4 5	2 3	2	2	2	2	0 0	-36
2	Anthony Kangah	22:40	1-8	0-4	0-0	1 1 2	1 1	2	1	0	0	0 1	-30
12	Vince Price	08:09	0-0	0-0	2-2	0 1 1	3 1	2	0	1	0	0 0	-17
30	Prince Kuumba	07:11	0-0	0-0	0-0	0 0 0	1 0	0	0	1	0	0 0	-22
Team						1 3 4		0					
Totals			21-60	5-20	7-17	10 25 35	19 15	54	9	20	7	2 8	-46

Technical Fouls: Celestino-Clyde 1st 10:23

Utah Valley - 100

Record: 7-4

NO.	Name		Min	FG		3P		FT		Rebounds		Fouls		TP	AS	TO	ST	Blocks		BS BA	+/-
				M-A	M-A	M-A	M-A	OR	DR	TOT	PF	FD	B					B			
5	Tim Fuller	F	14:59	5-6	0-0	3-4	4	2	6	3	2	13	0	2	0	2	1	2	25		
55	Aziz Bandoago	C	20:40	5-8	0-1	5-7	5	10	15	1	4	15	0	2	1	3	0		43		
0	Justin Harmon	G	17:50	6-12	3-6	4-5	1	4	5	2	2	19	4	1	1	0	0		32		
1	Le'Tre Darthard	G	22:10	2-4	2-4	3-5	1	0	1	0	2	9	1	0	1	1	0		31		
4	Trey Woodbury	G	24:31	0-2	0-2	0-0	0	4	4	0	0	0	8	1	0	0	0		27		
2	Tim Ceaser		19:04	3-8	1-5	0-0	0	1	1	2	1	7	0	0	0	1	0		19		
3	Blaze Nield		10:23	2-4	1-2	0-1	0	0	0	0	0	5	0	1	3	0	0		-2		
11	Tahj Small		16:54	4-8	0-1	1-2	1	2	3	1	1	9	3	2	1	0	0		6		
10	Cam Allford		15:34	4-7	0-2	5-5	1	1	2	1	5	13	2	1	1	0	0		21		
13	Jaden McClanahan		15:29	4-8	2-5	0-0	1	0	1	1	1	10	5	0	2	0	0		19		
35	Ethan Potter		14:10	0-1	0-0	0-1	1	7	8	2	1	1	0	1	0	1	2	0	4		
15	Cache Fields		04:59	0-2	0-2	0-0	0	0	0	0	1	0	0	0	0	0	0	0	2		
21	Brenden Crowthier		03:17	0-1	0-1	0-0	0	1	1	1	0	0	0	1	0	0	0	0	3		
Team								0		0		0		0		0					
Totals				35-71	9-31	21-28	15	32	47	15	19	100	25	10	13	8	2	46			



2022-23 BOX SCORES

GAME13

at Oregon | Dec. 20, 2022
Eugene, Oregon | Matthew Knight Arena



Official Basketball Box Score - Final
Utah Valley at Oregon
12/20/22 Matthew Knight Arena, Eugene
2022-23 Men's Basketball

Officials: David Hall, Jim Schipper, Darryl Gelinas

Utah Valley - 77

Record: 9-4

NO.	Name	Min	FG	3P	FT	Rebounds	Fouls	TP	AS	TO	ST	Blocks	BS	BA	+/-
5	Tim Fuller	F 20:15	1-1	0-0	1-2	0 0 0	5 1	3	1	0	1	0	0	6	
55	Aziz Bandaogo	C 23:53	0-2	0-1	2-4	1 4 5	4 6	2	0	1	0	4	0	-1	
0	Justin Harmon	G 33:25	5-15	1-2	2-3	1 6 7	2 2	13	2	3	0	0	4	2	
1	Le'Tre Darthard	G 25:43	3-10	1-5	2-2	1 3 4	2 2	9	1	0	1	0	2	12	
4	Trey Woodbury	G 37:06	9-18	3-4	3-6	1 8 9	1 3	24	6	2	3	0	0	3	
2	Tim Ceaser	21:29	4-7	2-3	3-3	1 4 5	5 1	13	0	2	0	0	0	9	
11	Tahj Small	15:03	2-5	0-2	0-0	0 0 0	2 0	4	1	0	0	0	1	-1	
3	Blaze Nield	15:23	2-5	1-3	2-2	0 0 0	2 2	7	3	0	0	0	0	3	
35	Ethan Potter	07:43	1-1	0-0	0-0	0 1 1	1 1	2	0	0	0	1	0	-8	
Team						3 2 5				0	1				
Totals			27-64	8-20	15-22	8 28 36	24 18	77	14	9	5	5	7	5	

Oregon - 72

Record: 7-6

NO.	Name	Min	FG	3P	FT	Rebounds	Fouls	TP	AS	TO	ST	Blocks	BS	BA	+/-
13	Quincy Guerrier	F 27:21	5-13	2-8	2-3	2 5 7	5 4	14	1	0	0	0	1	-3	
1	N'Faly Dante	C 24:09	7-12	0-0	3-5	7 8 15	3 3	17	0	3	0	0	0	6	
0	Will Richardson	G 38:44	10-19	0-1	6-7	2 5 7	4 5	26	4	3	3	0	2	-4	
4	Brennan Rigbsy	G 40:00	1-8	1-5	0-1	2 5 7	4 4	3	1	3	1	2	0	-5	
11	Rivaldo Soares	G 29:35	0-6	0-3	3-4	2 2 4	0 2	3	1	1	1	1	1	-6	
10	Kel'el Ware	21:00	0-7	0-1	6-6	2 2 4	1 4	6	0	1	1	2	1	-11	
15	Lok Wur	17:55	1-3	0-1	1-2	5 3 8	0 2	3	0	0	0	2	0	-1	
2	Tyrone Williams	01:16	0-0	0-0	0-0	0 0 0	1 0	0	0	1	0	0	0	-1	
Team						0 1 1				0	1				
Totals			24-68	3-19	21-28	22 31 53	18 24	72	7	13	6	7	5	-5	

Technical Fouls:NONE

	UVU	ORE				
Biggest lead	17 (1 st 0:36)	4 (1 st 17:25)				
Best Scoring Run	10 (1 st 6:23)	7 (2 nd 5:51)				
Lead Changes	1					
Times Tied	3					
Time with Lead	32:37	04:04				
			Points from Turnovers	UVU 16	ORE 11	
			Paint	30	40	
			Second Chance	11	23	
			Fast Breaks	18	12	
			Bench	26	9	
			Period by Period Scoring			
				1st	2nd	TOT
			UVU	41	36	77
			ORE	24	48	72

Game Time: 7:30 PM
Game Duration: 2:12
Attendance: 5,064

GAME14

vs. Sam Houston | Dec. 29, 2022
Orem, Utah | UCCU Center



Official Basketball Box Score - Final
Sam Houston at Utah Valley
12/29/22 UCCU Center, Orem
2022-23 Men's Basketball

Officials: Marc Beasley, Eric Anderson, Layne Barney

Sam Houston - 64

Record: 10-3 (0-1)

NO.	Name	Min	FG	3P	FT	Rebounds	Fouls	TP	AS	TO	ST	Blocks	BS	BA	+/-
1	Kaosi Ezeagu	F 18:55	1-2	0-0	1-2	1 2 3	1 1	3	0	1	0	1	0	-12	
25	Cameron Huefner	F 21:33	2-6	1-2	4-4	1 3 4	2 3	9	1	2	0	0	1	3	
2	Qua Grant	G 27:31	6-16	0-4	4-4	2 5 7	0 3	16	2	3	2	0	2	-18	
11	Javion May	G 22:31	0-5	0-2	0-0	0 4 4	2 1	0	1	0	0	0	1	-9	
24	Donte Powers	G 24:08	3-9	2-5	2-2	1 3 4	2 1	10	0	2	0	0	0	-9	
10	Damon Nicholas Jr.	09:01	1-2	1-1	0-0	0 1 1	1 0	3	0	1	1	0	1	5	
12	Tristan Ikpe	17:06	1-3	0-0	2-3	3 1 4	2 3	4	1	0	0	0	1	-18	
40	Kian Scroggins	13:32	2-0	0-0	0 0	1 1	2 1	4	0	1	2	0	0	-9	
13	Jaden Ray	24:07	5-13	3-4	0-2	4 0 4	2 12	23	2	0	2	0	3	-6	
3	Lamar Wilkerson	06:22	0-3	0-2	0-0	1 0 1	3 1	0	2	2	0	0	0	-9	
0	Ron Mitchell	04:28	0-3	0-2	0-0	0 0 0	1 0	0	1	0	1	0	1	-1	
4	Anthony Wrzeszcz	08:13	1-3	0-1	0-0	0 1 1	0 0	2	0	0	0	0	1	-1	
33	Giovanni Emejuru	02:33	0-0	0-0	0-0	0 0 0	0 0	0	0	0	0	0	0	4	
Team						2 0 2				0	0				
Totals			22-67	7-23	13-17	15 21 36	18 16	64	10	12	8	1	11	-16	

Technical Fouls:Powers 1st:44

Utah Valley - 80

Record: 10-4 (1-0)

NO.	Name	Min	FG	3P	FT	Rebounds	Fouls	TP	AS	TO	ST	Blocks	BS	BA	+/-
5	Tim Fuller	F 29:31	5-7	0-0	0-1	7 4 11	2 3	10	6	0	0	2	1	11	
55	Aziz Bandaogo	C 27:21	3-4	0-0	2-4	2 8 10	4 3	8	1	2	1	4	0	14	
0	Justin Harmon	G 29:59	4-7	2-4	3-4	1 2 3	1 4	13	6	4	0	1	0	-1	
1	Le'Tre Darthard	G 20:42	5-14	4-12	1-1	0 3 3	1 2	15	0	1	2	1	0	11	
4	Trey Woodbury	G 31:56	4-7	1-3	1-2	1 5 6	3 3	10	4	0	0	1	0	19	
3	Blaze Nield	18:05	0-2	0-2	0-0	0 1 1	3 0	0	6	1	0	0	0	1	
11	Tahj Small	20:06	1-4	3-8	0-1	0 3 3	1 2	19	1	6	1	2	0	3	
2	Tim Ceaser	20:42	1-4	1-3	2-2	0 3 3	1 1	5	0	0	0	0	0	16	
35	Ethan Potter	01:38	0-0	0-0	0-0	0 0 0	0 0	0	0	1	0	0	0	-5	
Team						0 3 3				0	1				
Totals			30-59	11-32	9-15	11 32 43	16 18	80	24	16	4	11	1	16	

Technical Fouls:NONE

	SHU	UVU	Points from		SHU	UVU	Period by Period Scoring			
Biggest lead	3 (1 st 16:00)	27 (2 nd 4:27)	Turnovers	12	23	SHU	1st	2nd	TOT	
Best Scoring Run	7 (1 st 16:00)	10 (1 st 12:14)	Paint	22	30		39	64		
Lead Changes	2		Second Chance	14	11					
Times Tied	0		Fast Breaks	8	11	UVU	25	39	64	
Time with Lead	02:11	37:25	Bench	26	24		38	42	80	

Game Time: 2:00 PM
Game Duration: 1:54
Attendance: 2,463

GAME16

at UT Arlington | Jan. 5, 2023
Arlington, Texas | College Park Center



Official Basketball Box Score - Final
Utah Valley at UT Arlington
01/05/23 College Park Center, Arlington, Texas
2022-23 Men's Basketball

Game Time: 7:00 PM
Game Duration: 2:04
Attendance: 1,017

Officials: Kelly Self, Jon Stigliano, Brent Dugas

Utah Tech - 60

Record: 9-6 (1-1)

NO.	Name	Min	FG	3P	FT	Rebounds	Fouls	TP	AS	TO	ST	Blocks	BS	BA	+/-
22	Frank Staine	F 23:18	3-6	1-1	0-0	0 2 2	2 3	1	7	1	2	3	0	-17	
24	Jacob Nicolds	F 32:03	4-9	0-3	4-6	2 5 7	3 3	12	2	3	1	1	2	-5	
30	Tanner Christensen	F 17:31	2-3	1-1	1-2	0 4 4	4 3	6	0	4	0	0	0	-4	
11	Noa Gonsalves	G 36:11	2-6	1-4	2-2	1 3 4	2 1	7	0	1	0	0	1	-9	
21	Isaiah Page	G 31:51	6-13	0-2	2-2	1 5 6	1 4	14	4	7	2	0	1	-12	
14	Dancell Letier	25:19	0-5	0-1	8-13	2 3 5	2 9	8	0	1	0	0	1	-9	
23	Hagen Wright	18:23	1-3	0-1	1-1	2 0 2	2 1	3	0	0	1	0	1	5	
2	Trey Edmonds	05:07	1-2	0-0	1-2	0 2 2	1 2	3	0	1	0	0	0	-4	
20	Asjon Anderson	10:17	0-6	0-1	0-0	1 1 2	1 1	0	2	0	0	0	2	0	
Team						2 2 4				0	1				
Totals			19-53	3-14	19-28	11 27 38	18 25	60	9	20	7	1	8	-11	

Technical Fouls:Pope 2nd:50

Utah Valley - 71

Record: 11-4 (2-0)

NO.	Name	Min	FG	3P	FT	Rebounds	Fouls	TP	AS	TO	ST	Blocks	BS	BA	+/-
5	Tim Fuller	F 12:56	2-3	0-0	2-2	2 1 3	5 2	6	1	2	0	1	0	3	
55	Aziz Bandaogo	C 27:35	1-2	0-1	3-4	2 5 7	3 5	5	3	2	0	3	0	7	
0	Justin Harmon	G 22:35	4-13	1-4	1-2	0 1 1	4 1	10	2	2	4	0	0	0	
1	Le'Tre Darthard	G 31:33	7-12	2-5	2-2	1 5 6	1 3	18	1	2	2	0	0	15	
4	Trey Woodbury	G 33:01	8-12	4-5	0-1	0 6 6	3 2	20	5	5	3	0	0	9	
2	Tim Ceaser	15:29	1-4	1-4	0-0	2 3 3	4 1	3	0	0	0	1	0	7	
11	Tahj Small	21:39	3-7	0-3	0-1	0 2 2	3 2	6	1	2	0	0	0	0	
3	Blaze Nield	19:34	0-2	0-1	2-2	0 3 3	1 1	2	4	1	2	0	0	12	
35	Ethan Potter	13:38	0-1	0-0	0-0	2 2 2	2 0	0	0	1	0	3	1	0	
10	Cam Alford	02:00	0-0	0-0	1-2	0 0 0	0 1	1	0	0	0	0	0	2	
Team						0 1 1				0	0				
Totals			26-56	8-23	11-16	6 28 34	26 18	71	17	17	11	8	1	11	

Technical Fouls:Harmon 1st:20

	UTU	UVU	Points from		UTU	UVU	Period by Period Scoring		
Biggest lead	0 (1 st 20:00)	14 (1 st 5:40)	Turnovers	18	19		1st	2nd	TOT
Best Scoring Run	7 (2 nd 7:55)	8 (1 st 6:26)	Paint	30	32	UTU	33	27	60
Lead Changes			Second Chance	13	4				
Times Tied	0		Fast Breaks	13	18	UVU	44	27	71
Time with Lead	00:00	39:28	Bench	14	12				



2022-23 BOX SCORES

GAME17

at UTRGV | Jan. 7, 2023
Edinburg, Texas | UTRGV Fieldhouse



Official Basketball Box Score - Final
Utah Valley at UTRGV
01/07/23 UTRGV Fieldhouse, Edinburg, TX
2022-23 Men's Basketball

Game Time: 6:30 PM
Game Duration: 1:58
Attendance: 517

Officials: Dan Nowakowski, Jeffery Johnson, Eric Anderson

Utah Valley - 75

Record: 13-4 (4-0)

NO.	Name	Min	FG	3P	FT	Rebounds	Fouls	TP	AS	TO	ST	Blocks	+/-
			M-A	M-A	M-A	OR DR TOT	PF FD					BS BA	
5	Tim Fuller	F 16:15	1-2	0-0	1-2	3 3 6	5 3	3	1	2	2	2 0 10	
55	Aziz Bandaogo	C 35:25	7-9	0-0	4-4	2 14 16	3 5	18	0	1	1	6 0 14	
0	Justin Harmon	G 29:42	5-10	0-2	4-4	0 5 5	0 3	14	0	6	2	0 0 15	
1	Le'Tre Darthard	G 32:23	6-9	4-7	3-3	1 2 3	3 1	19	0	2	0	0 0 9	
4	Trey Woodbury	G 27:13	4-11	1-5	0-0	0 2 2	2 0	9	3	2	1	1 0 15	
2	Tim Ceaser	26:41	1-7	0-4	0-0	1 1 2	2 0	2	0	1	0	3 0 -3	
3	Blaze Nield	14:30	0-1	0-0	2-2	1 1 2	0 1	2	0	1	0	0 1 13	
11	Tahj Small	13:09	1-6	1-2	3-3	0 1 1	1 3	6	1	1	1	0 0 3	
13	Jaden McClanahan	04:42	1-1	0-0	0-0	0 1 1	0 0	2	0	0	0	0 0 -6	
Team						1 2 3		0		0			
Totals			26-56	6-20	17-18	9 32 41	16 16	75	15	16	7	12 1 14	

Technical Fouls:NONE

UTRGV - 61

Record: 9-8 (0-4)

NO.	Name	Min	FG	3P	FT	Rebounds	Fouls	TP	AS	TO	ST	Blocks	+/-
			M-A	M-A	M-A	OR DR TOT	PF FD					BS BA	
10	Dimas Zdor	F 20:16	3-7	1-3	2-2	2 3 5	1 3	9	0	0	1	0 1 -6	
15	Daylen Williams	F 30:36	3-6	1-3	0-0	1 2 3	1 2	7	3	0	1	0 0 -8	
1	Justin Johnson	G 34:53	3-22	0-4	4-5	1 5 6	3 4	10	6	5	0	0 0 -15	
2	C.J. Jackson	G 23:31	1-5	0-2	2-4	2 4 6	3 2	4	1	4	4	0 1 -10	
13	Sherman Brashear	G 34:35	4-13	4-9	1-2	3 3 6	2 1	13	0	0	1	0 3 -18	
0	Derrius Ward	27:01	4-8	1-3	0-2	1 2 3	2 1	9	3	1	0	1 1 1	
33	John Shanu II	19:44	3-5	0-0	1-1	2 3 5	2 1	7	1	1	0	0 1 -8	
11	Ahren Freeman	09:24	0-0	0-0	2-2	0 0 0	2 2	2	0	1	0	0 0 -6	
Team						5 1 6		0		1			
Totals			21-66	7-24	12-18	16 22 38	16 16	61	14	13	7	12 1 -14	

Technical Fouls:1st 3:45

	UVU	UTRGV
Biggest lead	14 (2 nd 0:17)	0 (1 st 20:00)
Best Scoring Run	9 (1 st 9:21)	7 (2 nd 17:43)
Lead Changes	0	
Times Tied	0	
Time with Lead	39:36	00:00

Points from	UVU	UTRGV
Turnovers	13	15
Paint	32	28
Second Chance	9	17
Fast Breaks	23	9
Bench	12	18

Period by Period Scoring		1st	2nd	TOT
UVU	36	39	75	
UTRGV	31	30	61	

Shooting By Period	
1 st FG%	9-31 29.0%
3PT%	4-12 33.3%
FT%	9-13 69.2%
2 nd FG%	12-35 34.3%
3PT%	3-12 25.0%
FT%	3-5 60%
GM FG%	21-66 31.6%
3PT%	7-24 29.2%
FT%	12-18 66.7%

Dead Ball Rebounds: 3.0

GAME18

at California Baptist | Jan. 11, 2023
Riverside, California | CBU Events Center



Official Basketball Box Score - Final
Utah Valley at California Baptist
01/11/23 CBU Events Center, Riverside
2022-23 Men's Basketball

Game Time: 7:00 PM
Game Duration: 1:58
Attendance: 2,611

Officials: John Higgins, Gerry Pollard, Nate Harris

Utah Valley - 71

Record: 14-4 (5-0)

NO.	Name	Min	FG	3P	FT	Rebounds	Fouls	TP	AS	TO	ST	Blocks	+/-
			M-A	M-A	M-A	OR DR TOT	PF FD					BS BA	
5	Tim Fuller	F 32:22	5-6	0-0	2-2	2 5 7	3 3	12	2	1	0	1 0 -3	
55	Aziz Bandaogo	C 31:16	2-6	0-0	2-4	3 7 10	1 4	6	0	1	0	1 0 6	
0	Justin Harmon	G 33:16	6-14	1-2	1-1	1 4 5	0 1	14	1	4	2	1 1 9	
1	Le'Tre Darthard	G 32:02	4-7	2-4	6-6	0 3 3	1 4	16	0	1	1	0 1 14	
4	Trey Woodbury	G 35:02	7-17	2-5	2-2	2 3 5	1 2	18	6	2	0	0 0 7	
2	Tim Ceaser	16:02	2-5	1-2	0-0	1 5 6	3 0	5	0	2	0	2 1 -1	
3	Blaze Nield	12:15	0-0	0-0	0-0	0 0 0	0 0	0	0	1	0	0 0 -5	
11	Tahj Small	07:45	0-2	0-0	0-0	0 0 0	3 3	0	0	0	0	0 0 -7	
Team						0 0 0		0		0			
Totals			26-57	6-13	13-15	9 27 36	12 17	71	10	11	3	5 3 4	

Technical Fouls:NONE

Shooting By Period	
1 st FG%	13-32 40.6%
3PT%	2-6 33.3%
FT%	3-3 100%
2 nd FG%	13-25 52.0%
3PT%	4-7 57.1%
FT%	10-12 83.3%
GM FG%	26-57 45.6%
3PT%	6-13 46.2%
FT%	13-15 86.7%

Dead Ball Rebounds: 0.0

California Baptist - 67

Record: 10-8 (2-3)

NO.	Name	Min	FG	3P	FT	Rebounds	Fouls	TP	AS	TO	ST	Blocks	+/-
			M-A	M-A	M-A	OR DR TOT	PF FD					BS BA	
0	Riley Battin	F 33:06	6-11	1-2	2-2	2 6 8	3 3	15	3	1	1	1 1 -2	
10	Hunter Goodrick	F 38:39	1-4	0-0	0-0	1 6 7	4 1	2	4	1	0	2 2 -8	
1	Taran Armstrong	G 31:22	7-13	1-4	1-2	0 2 2	0 3	16	6	4	1	0 0 -12	
5	Reed Nottage	G 29:31	2-8	2-7	1-2	0 3 3	3 1	7	0	1	0	0 0 7	
11	Tre Armstrong	G 22:33	4-5	4-5	0-0	1 3 4	3 0	12	0	0	1	0 0 7	
2	Joe Quintana	05:39	0-2	0-1	0-0	0 1 1	1 1	0	0	0	0	0 0 0	
32	Juhlanwei Stone	08:15	0-3	0-0	0-2	1 2 3	1 1	0	0	0	0	0 1 2	
3	Blondeau Tchoukuigno	19:22	3-6	0-1	2-2	1 0 1	1 2	8	0	0	1	0 0 -4	
12	Scotty Washington	11:33	3-7	1-2	0-0	0 1 1	1 0	7	0	0	0	0 1 5	
Team						2 0 2		0		3			
Totals			26-59	9-22	6-10	8 24 32	17 12	67	13	10	4	3 5 -4	

Technical Fouls:NONE

	UVU	CBU
Biggest lead	4 (2 nd 0:05)	11 (1 st 4:56)
Best Scoring Run	9 (2 nd 0:09)	5 (1 st 17:55)
Lead Changes	5	
Times Tied	5	
Time with Lead	03:03	31:00

Points from	UVU	CBU
Turnovers	14	6
Paint	40	30
Second Chance	9	7
Fast Breaks	5	5
Bench	5	15

Period by Period Scoring		1st	2nd	TOT
UVU	31	40	71	
CBU	33	34	67	

Shooting By Period	
1 st FG%	14-30 46.7%
3PT%	4-8 50.0%
FT%	1-3 33.3%
2 nd FG%	12-29 41.4%
3PT%	5-14 35.7%
FT%	5-7 71.4%
GM FG%	26-59 44.1%
3PT%	9-22 40.9%
FT%	6-10 60.0%

Dead Ball Rebounds: 2.0

GAME19

vs. Seattle U | Jan. 14, 2023
Orem, Utah | UCCU Center



Official Basketball Box Score - Final
Seattle U at Utah Valley
01/14/23 UCCU Center, Orem, Utah
2022-23 Men's Basketball

Game Time: 6:00 PM
Game Duration: 1:56
Attendance: 2,976

Officials: Ken Ditty, Layne Barney, Dan Church

Seattle U - 85

Record: 14-4 (5-0)

NO.	Name	Min	FG	3P	FT	Rebounds	Fouls	TP	AS	TO	ST	Blocks	+/-
			M-A	M-A	M-A	OR DR TOT	PF FD					BS BA	
15	Emeka Udenyi	F 27:12	3-9	0-0	0-1	3 3 6	0 2	6	3	2	1	0 0 -5	
25	Brandon Chatfield	F 16:05	4-6	2-4	1-1	2 1 3	5 1	11	0	0	1	0 1 7	
0	Alex Schumacher	G 37:56	4-12	1-4	3-3	1 1 2	1 1	12	6	1	2	1 1 1	
5	Cameron Tyson	G 26:19	3-11	3-8	11-11	1 3 4	3 7	20	1	3	1	0 2 -2	
11	Riley Grigsby	G 38:16	7-17	3-10	2-2	1 7 8	3 2	19	2	1	0	0 1 3	
33	Kobe Williamson	29:01	4-7	2-4	0-1	1 4 5	3 3	10	2	2	1	2 0 15	
35	Matthew Lewis	14:29	1-1	0-0	2-2	0 1 1	2 1	4	2	0	2	0 0 13	
23	Seyi Reiley	07:30	0-0	0-0	0-0	1 1 2	0 0	0	1	1	0	0 0 -10	
10	Anjaylo Lloyd	03:12	1-2	1-2	0-0	0 0 0	0 0	3	0	0	0	0 0 -3	
Team						1 3 4		0		1			
Totals			27-65	12-32	19-21	11 24 35	17 17	85	17	11	8	3 5 5	

Technical Fouls:NONE

Shooting By Period	
1 st FG%	13-32 40.6%
3PT%	7-16 43.8%
FT%	9-10 90%
2 nd FG%	14-33 42.4%
3PT%	5-16 31.3%
FT%	10-11 90.9%
GM FG%	27-65 41.5%
3PT%	12-32 37.5%
FT%	19-21 90.5%

Dead Ball Rebounds: 1.0

Utah Valley - 80

Record: 14-5 (5-1)

NO.	Name	Min	FG	3P	FT	Rebounds	Fouls	TP	AS	TO	ST	Blocks	+/-
			M-A	M-A	M-A	OR DR TOT	PF FD					BS BA	
5	Tim Fuller	F 29:12	7-10	0-0	0-0	4 6 10	1 0	14	0	2	0	0 1 -10	
55	Aziz Bandaogo	C 37:12	9-10	0-0	5-6	4 9 13	2 4	23	7	2	0	2 1 -2	
0	Justin Harmon	G 31:09	4-12	0-2	2-8	0 2 2	6 10	4	3	2	1	0 -13	
1	Le'Tre Darthard	G 32:37	4-7	2-3	3-4	0 2 2	4 3	13	2	0	1	1 1 -1	
4	Trey Woodbury	G 32:38	5-15	2-5	1-2	0 6 6	1 3	13	6	4	3	1 0 -8	
2	Tim Ceaser	12:50	0-0	0-0	0-0	3 3 3	1 0	2	1	0	0	0 0 0	
3	Blaze Nield	11:56	1-3	0-2	0-0	0 0 0	3 0	2	1	0	0	0 0 4	
11	Tahj Small	11:36	2-4	1-1	0-0	2 0 2	3 1	5	0	0	0	0 0 5	
Team						0 0 0		0		0			
Totals			32-61	5-13	11-20	10 28 38	17 17	80	22	12	6	5 3 -5	

Technical Fouls:NONE

	SU	UVU
Biggest lead	8 (1 st 7:46)	7 (1 st 15:29)
Best Scoring Run	6 (1 st 14:16)	8 (1 ^{st</}



2022-23 BOX SCORES

GAME 21

at Grand Canyon | Jan. 21, 2023
Phoenix, Arizona | GCU Arena



Official Basketball Box Score - Final
Utah Valley at Grand Canyon
01/21/23 GCU Arena, Phoenix
2022-23 Men's Basketball

Game Time: 6:00 PM
Game Duration: 2:07
Attendance: 7,007

Officials: Glen Mayberry, Dan Nowakowski, Ryan McDaniel

Utah Valley - 76

Record: 16-5 (7-1)

NO. Name		Min	FG M-A	3P M-A	FT M-A	Rebounds OR DR TOT	Fouls PF FD	TP	AS	TO	ST	Blocks BS BA	+/-
5 Tim Fuller	F	24:48	4-5	0-0	2-2	5 2 7	1 3	10	0	1	2	0	0
55 Aziz Bandaogo	C	33:03	3-8	0-1	1-2	4 3 7	0 2	7	0	0	0	2	0
0 Justin Harmon	G	14:39	2-7	0-0	0-0	0 0 0	5 0	4	1	2	0	0	1
1 Le'Tre Darthard	G	33:50	9-15	2-5	5-5	3 4 7	2 5	25	0	1	2	0	0
4 Trey Woodbury	G	36:22	7-18	1-3	4-5	0 6 6	3 4	19	6	3	1	0	2
2 Tim Ceaser		16:15	1-2	0-1	0-0	0 1 1	3 0	2	0	0	0	1	0
11 Tahj Small		16:23	2-5	0-1	0-0	0 2 2	5 0	4	0	0	0	1	1
3 Blaze Nield		24:25	1-4	0-0	3-4	2 0 2	2 4	5	0	0	1	0	0
13 Jaden McClanahan		00:15	0-0	0-0	0-2	0 0 0	0 1	0	0	0	0	0	0
Team						2 2 4		0	1				
Totals			29-64	3-11	15-20	16 20 36	16 19	76	7	8	6	4	4

Technical Fouls:Harmon 2nd13:56Woodbury 2nd16:55

Grand Canyon - 74

Record: 13-7 (4-3)

NO. Name	Min	FG		3P		FT		Rebounds			Fouls		TP	AS	TO	ST	Blocks		+/-
		M-A	M	A	M	A	OR	DR	TOT	PF	FD	BS					BA		
13 Aidan Iglehion	F 22:04	1-3	0-0	1-2	4	4	8	1	3	3	1	0	0	2	0	0	2	0	
30 Gabe McGlothlin	F 30:38	6-12	0-4	1-2	3	2	5	5	1	13	1	2	1	0	1	0	1	-16	
0 Ray Harrison	G 28:48	7-20	0-2	4-5	2	5	7	5	4	18	3	2	0	0	2	1	0	-1	
2 Chance McMillian	G 37:21	4-11	2-6	2-5	0	3	3	2	2	12	0	4	0	0	0	0	-8		
22 Josh Baker	G 09:42	0-3	0-0	0-0	0	2	2	2	0	0	0	0	0	0	1	2	0		
3 Kobe Knox	25:17	5-8	1-3	0-0	3	1	4	2	1	11	1	2	1	2	0	3	0		
20 Noah Baumann	27:18	3-6	3-6	5-6	3	3	8	2	3	14	1	2	0	0	0	0	8		
55 Walter Ellis	18:52	1-1	0-0	1-1	0	1	1	1	1	3	1	0	2	0	0	0	-2		
Team					4	1	5			0	1								
Totals		27:64	6-21	14-21	21	22	43	20	15	74	8	13	4	4	4	4	-2		

Technical Fouls:Baumann 2nd13:55

	UVU	GCU							
Biggest lead	8 (2 nd 1:46)	8 (1 st 7:14)	Points from Turnovers	UVU	GCU	Period by Period Scoring			
Best Scoring Run	10 (2 nd 1:46)	12 (1 st 7:14)	Paint	20	8		1st	2nd	TOT
Lead Changes	4		Second Chance	42	36	UVU	32	44	76
Times Tied	5		Fast Breaks	10	24				
Time with Lead	16:28	20:00	Bench	4	5	GCU	36	38	74
				11	28				

Shooting By Period	
1 st FG%	12-31 38.7%
3PT%	5-9 55.6%
FT%	7-12 58.3%
2 nd FG%	15-33 45.5%
3PT%	1-12 8.3%
FT%	7-9 77.8%
GM FG%	27-64 42.2%
3PT%	6-21 28.6%
FT%	14-21 66.7%
Dead Ball Rebounds: 3, 0	

GAME 22

at Southern Utah | Jan. 26, 2023
Cedar City, Utah | America First Events Center



Official Basketball Box Score - Final
Utah Valley at Southern Utah
01/26/23 America First Event Center, Cedar City
2022-23 Men's Basketball

Game Time: 7:00 PM
Game Duration: 1:52
Attendance: 4,013

Officials: Mike Scyphers, Shawn Leigh, Mike O'Neill

Utah Valley - 67

Record: 16-6 (7-2)

NO. Name		Min	FG M-A	3P M-A	FT M-A	Rebounds OR DR TOT	Fouls PF FD	TP	AS	TO	ST	Blocks BS BA	+/-	
5 Tim Fuller	F	15:10	4-5	0-0	0-0	3 3 6	3 1	8	0	0	1	2	0	10
55 Aziz Bandaogo	C	34:10	7-10	0-1	1-2	4 9 13	2 4	15	1	2	1	2	0	-16
0 Justin Harmon	G	33:04	7-15	1-3	1-5	0 4 4	3 6	16	0	4	1	0	2	-4
1 Le'Tre Darthard	G	33:59	4-8	0-1	2-3	1 1 2	2 4	10	2	2	0	0	0	-8
4 Trey Woodbury	G	24:14	4-13	2-5	0-0	1 3 4	4 0	10	2	2	0	0	0	-12
2 Tim Ceaser		18:20	1-5	1-3	1-2	0 1 1	4 1	4	0	2	1	1	0	0
11 Tahj Small		09:03	0-0	0-0	0-0	0 0 0	0 0	0	0	2	0	0	0	-15
3 Blaze Nield		17:13	1-4	0-0	0-1	0 1 1	1 1	2	2	1	0	0	0	-1
35 Ethan Potter		10:20	0-0	0-0	0-0	0 1 1	1 0	0	2	0	0	0	0	-4
13 Jaden McClanahan		03:39	1-1	0-0	0-0	0 0 0	0 0	2	0	0	0	0	0	0
10 Cam Alford		00:48	0-0	0-0	0-0	0 0 0	0 0	0	0	0	0	0	0	2
Team						0 2 2		0	1					
Totals			29:61	4-13	5-13	9 25 34	22 17	67	9	16	4	5	2	-12

Technical Fouls:Nield 2nd16:55

Southern Utah - 79

Record: 15-7 (7-2)

NO. Name		Min	FG M-A	3P M-A	FT M-A	Rebounds OR DR TOT	Fouls PF FD	TP	AS	TO	ST	Blocks BS BA	+/-	
12 Maizen Fausett	F	32:00	6-11	2-2	1-2	8 3 11	2 3	15	0	2	0	0	2	13
15 Harrison Butler	F	34:05	4-12	1-3	3-5	0 9 9	3 5	12	1	3	1	0	1	10
14 Jason Spurgin	C	30:18	3-7	0-0	3-5	5 1 6	3 3	9	0	0	0	2	0	16
3 Drake Allen	G	38:45	8-15	1-2	0-0	0 4 4	4 5	17	3	3	2	0	1	12
55 Tevian Jones	G	37:18	5-14	1-5	9-13	0 6 6	2 5	20	0	2	2	0	1	15
10 Cameron Healy		15:23	1-3	0-2	0-0	1 2 3	1 0	2	0	0	0	0	0	-3
22 Parsa Fallah		08:03	2-4	0-0	0-0	2 2 2	2 0	4	0	1	0	0	0	-2
13 Dee Barnes		04:08	0-1	0-0	0-0	0 0 0	1 0	0	0	0	0	0	0	-1
Team						2 2 4		0	1					
Totals		29:67	5-14	16-25	16 29	45	17 21	79	4	12	5	2	5	12

Technical Fouls:NONE

	UVU	SUU					
Biggest lead	10 (1 st 3:03)	15 (2 nd 5:07)	Points from Turnovers	UVU	SUU	Period by Period Scoring	
Best Scoring Run	7(1 st 3:03)	9(2 nd 8:24)	Paint	16	14		1st 2nd TOT
Lead Changes	3		Second Chance	12	12	UVU	39 28 67
Times Tied	6		Fast Breaks	4	10	SUU	34 45 79
Time with Lead	24:50	11:13	Bench	8	6		

GAME 23

vs. New Mexico State | Jan. 28, 2023
Orem, Utah | UCCU Center



Official Basketball Box Score - Final
New Mexico SL at Utah Valley
01/28/23 UCCU Center, Orem
2022-23 Men's Basketball

Game Time: 2:00 PM
Game Duration: 2:07
Attendance: 2,915

Officials: Mark Cook, Martin Cichocki, Klaus Endrissat

New Mexico SL - 72

Record: 7-14 (0-9)

NO. Name		Min	FG M-A	3P M-A	FT M-A	Rebounds OR DR TOT	Fouls PF FD	TP	AS	TO	ST	Blocks BS BA	+/-	
4 James Beck	F	23:46	1-2	0-0	0-1	0 3 3	2 1	2	1	1	0	1	0	23
13 Doctor Bradley	F	22:18	2-8	0-0	1-2	4 2 6	3 2	5	1	1	1	0	1	6
0 Anthony Roy	G	34:57	7-13	5-8	4-6	0 2 2	2 3	23	1	0	0	1	1	-11
3 Xavier Pinson	G	33:38	6-15	1-7	4-5	0 0 0	1 3	17	4	4	4	0	2	-10
42 Deshawndre Washington	G	37:09	6-15	1-2	0-0	1 0 11	4 5	12	5	2	1	1	0	2
2 Issa Muhammad		18:55	2-4	0-0	0-1	1 5 6	1 1	4	1	1	0	0	0	-20
11 Dajuan Gordon		23:38	3-8	3-7	0-0	0 4 4	4 2	9	1	1	1	0	1	-11
34 Shakiru Odunewu		00:52	0-0	0-0	0-0	0 0 0	0 0	0	0	1	0	0	0	-5
5 Kyle Feit		04:47	0-0	0-0	0-0	0 0 0	3 0	0	0	0	1	0	0	1
Team						2 3 5		0	0					
Totals			27-65	9-24	9-17	8 29 37	20 17	72	14	11	8	3	5	-5

Technical Fouls:NONE

Utah Valley - 77

Record: 17-6 (8-2)

NO. Name	Min	FG M-A	3P M-A	FT M-A	Rebounds OR DR TOT	Fouls PF FD	TP	AS	TO	ST	Blocks BS BA	+/-	
5 Tim Fuller	F 19:33	2-4	0-0	0-0	1 3 4	1 0	4	2	1	0	1	0	-6
55 Aziz Bandaogo	C 34:56	7-11	0-0	2-6	3 12 15	4 6	16	4	4	1	4	0	14
0 Justin Harmon	G 26:51	6-15	3-5	2-2	1 1 2	2 3	17	2	3	0	0	2	1
1 Le'Tre Darthard	G 33:41	4-13	2-8	5-6	1 2 3	3 3	15	2	2	0	0	1	3
4 Trey Woodbury	G 36:27	5-8	3-5	2-2	0 9 9	4 2	15	3	0	2	0	0	5
11 Tahj Small	16:11	1-4	0-1	0-1	0 3 3	2 2	2	1	1	1	0	0	15
2 Tim Ceaser	08:24	0-1	0-1	0-0	0 2 2	1 1	0	1	0	0	0	0	-8
3 Blaze Nield	21:49	2-3	1-1	0-0	0 2 2	0 2	5	3	1	3	0	0	4
10 Cam Alford	02:08	1-1	0-0	1-2	0 0 0	0 1	3	0	1	0	0	0	-3
Team					1 1 2		0	0					
Totals		28-60	9-21	12-19	7 35 42	17 20	77	18	13	7	5	3	5

Technical Fouls:NONE

	NMSU	UVU	Points from		NMSU	UVU	Period by Period Scoring				
Biggest lead	2 (2 nd 9:15)	21 (1 st 11:57)	Turnovers	15	6			1st	2nd	TOT	
Best Scoring Run	8 (1 st 10:35)	22 (1 st 11:57)	Paint	34	36						
Lead Changes	10		Second Chance	4	14			NMSU	36	36	72
Times Tied	6		Fast Breaks	11	13						
Time with Lead	02:16	33:50	Bench	13	10			UVU	39	38	77

GAME 24

at Utah Tech | Feb. 2, 2023
St. George, Utah | Burns Arena



Official Basketball Box Score - Final
Utah Valley at Utah Tech
02/02/23 Burns Arena, St. George, Utah
2022-23 Men's Basketball

Game Time: 7:00 PM
Game Duration: 2:08
Attendance: 2,424

Officials: Winston Stith, Ruben Ramos, Justin Shamion

Utah Valley - 76

Record: 18-6 (9-2)

NO.	Name	Min	M	A	M	A	OR	DR	TOT	PF	FD	TP	AS	TO	ST	BS	BA	+/-	
5	Tim Fuller	F 24:58	3-3	0-0	0-0	3	2	5	3	4	6	0	0	0	0	0	3	0	13
55	Aziz Bandaogo	C 28:53	4-6	0-0	7-10	5	7	12	2	8	15	0	3	0	4	0	0	13	
0	Justin Harmon	G 30:38	3-17	1-2	5-5	2	6	8	3	4	12	3	4	1	0	0	0	15	
1	Le'Tre Darthard	G 28:49	10-14	3-4	3-3	0	3	3	4	3	26	1	2	2	0	2	0	15	
4	Trey Woodbury	G 30:35	4-7	1-2	0-0	0	8	8	5	1	9	4	5	1	0	0	0	15	
2	Tim Cessler	11:37	0-1	0-1	2-2	1	1	2	0	1	2	0	0	0	0	0	0	-5	
11	Tahj Small	18:49	0-2	0-1	2-2	1	3	4	1	1	2	1	1	0	0	0	0	10	
3	Blaze Nield	10:06	0-2	0-1	0-0	0	0	0	0	1	0	0	0	1	0	0	0	-1	
10	Cam Allford	06:15	1-3	0-0	1-2	0	1	1	0	1	3	1	1	2	0	0	0	-7	
13	Jaden McClanahan	05:22	0-1	0-0	0-0	0	0	0	0	0	0	0	0	0	0	0	0	-1	
35	Ethan Potter	03:58	0-0	0-0	1-2	1	0	1	1	1	1	1	0	1	0	0	0	-2	
Team																			
			1 2 3																
Totals			25:56	5-11	21-26	14	23	47	20	24	76	10	22	6	7	4	7	7	7



2022-23 BOX SCORES

GAME 25

vs. California Baptist | Feb. 8, 2023
Orem, Utah | UCCU Center



Official Basketball Box Score - Final
California Baptist at Utah Valley
02/08/23 UCCU Center, Orem, Utah
2022-23 Men's Basketball

Officials: Verne Harris, Eric Curry, Mike Scypers

California Baptist - 55

Record: 12-12 (5-7)

NO.	Name	Min	FG	3P	FT	Rebounds	Fouls	TP	AS	TO	ST	Blocks	+/-
			M-A	M-A	M-A	OR DR TOT	PF FD					BS BA	
0	Riley Battin	F 31:13	5-8	0-2	1-3	1 8 9	1 5	11	0	0	0	0	1
10	Hunter Goddick	F 26:25	5-8	1-1	1-2	0 4 4	3 1	12	1	2	0	0	-14
1	Taran Armstrong	G 23:43	3-11	0-4	1-2	3 5 8	3 3	7	3	3	0	0	-17
5	Reed Notlage	G 24:52	1-3	1-2	0-2	1 3 4	1 2	3	0	1	0	0	-23
11	Tre Armstrong	G 14:39	1-4	0-2	0-0	0 2 2	2 0	2	1	1	0	0	-9
35	Timothy Ighofe	11:05	0-1	0-0	1-2	1 1 2	2 1	1	0	0	0	3	-20
2	Joe Quintana	16:01	1-3	0-1	0-0	0 1 1	1 0	2	2	1	0	0	-9
3	Blondeau Tchoukuegno	22:09	4-5	1-1	3-4	1 0 1	4 4	12	1	2	0	0	4
32	Juhawel Stone	11:17	1-2	0-0	0 1 2	3 1 0	2 1	1	2	0	2	1	-1
12	Scotty Washington	15:06	1-5	0-1	1-2	0 0 0	1 1	3	1	1	0	0	2
33	Keanu Rasmussen	03:30	0-0	0-0	0-0	0 0 0	0 0	0	0	0	0	0	5
Team						1 0 1		0	0				
Totals			22-52	3-14	8-17	9 26 35	19 17	55	10	13	0	5	-16

Technical Fouls:NONE

Utah Valley - 71

Record: 19-6 (10-2)

NO.	Name	Min	FG	3P	FT	Rebounds	Fouls	TP	AS	TO	ST	Blocks	+/-
			M-A	M-A	M-A	OR DR TOT	PF FD					BS BA	
5	Tim Fuller	F 18:07	3-5	0-0	0-1	2 1 3	4 2	6	3	0	0	0	15
55	Aziz Bandoago	C 32:20	4-8	0-0	2-4	3 7 10	1 4	10	2	2	0	5	11
0	Justin Harmon	G 27:06	1-9	0-3	0-0	1 1 2	2 2	2	1	2	2	0	-1
1	Le'Tre Darthard	G 27:28	3-9	0-4	2-2	1 5 6	0 3	8	3	0	3	0	1
4	Trey Woodbury	G 23:09	7-11	2-5	0-0	1 1 2	3 2	16	4	1	1	0	16
2	Tim Ceaser	06:36	0-2	0-1	0-0	0 1 1	2 0	0	1	0	0	1	-2
3	Blaze Nield	20:42	5-7	0-1	4-4	1 3 4	2 3	14	3	0	1	0	6
11	Tahj Small	16:50	3-5	2-2	0-0	0 0 0	1 0	8	0	0	1	0	12
35	Ethan Potter	21:45	2-3	0-1	2-2	1 5 6	1 2	6	0	0	0	0	-1
10	Cam Alford	01:58	0-0	0-0	1-2	0 0 0	0 1	1	0	0	1	0	0
13	Jaden McClanahan	01:35	0-1	0-0	0-0	0 0 0	0 0	0	0	0	0	0	-1
15	Cache Fields	01:12	0-0	0-0	0-0	0 0 0	0 0	0	0	0	0	0	-3
21	Brenden Crowther	01:12	0-1	0-1	0-0	0 0 0	1 0	0	0	0	0	0	-3
Team						1 0 1		0	0				
Totals			28-61	4-18	11-15	11 24 35	17 19	71	17	5	9	6	16

Technical Fouls:NONE

	CBU	UVU
Biggest lead	0 (1 st 20:00)	21 (2 nd 4:19)
Best Scoring Run	6 (1 st 10:36)	8 (2 nd 10:12)
Lead Changes	0	0
Times Tied	0	0
Time with Lead	00:00	38:50

Points from	CBU	UVU
Turnovers	0	21
Paint	32	32
Second Chance	11	16
Fast Breaks	3	11
Bench	20	29

Period by Period Scoring	1st	2nd	TOT
CBU	23	32	55
UVU	34	37	71

Game Time: 6:00 PM
Game Duration: 1:47
Attendance: 1,388



Official Basketball Box Score - Final
Southern Utah at Utah Valley
02/11/23 UCCU Center, Orem, Utah
2022-23 Men's Basketball

Game Time: 6:00 PM
Game Duration: 2:21
Attendance: 5,168

Officials:

Southern Utah - 83

Record: 17-9 (9-4)

NO.	Name	Min	FG	3P	FT	Rebounds	Fouls	TP	AS	TO	ST	Blocks	+/-
			M-A	M-A	M-A	OR DR TOT	PF FD					BS BA	
12	Maizzen Fausett	F 28:46	3-10	1-4	0-0	4 7 11	4 3	7	2	1	2	0	2
15	Harrison Butler	F 27:16	0-4	0-1	2-2	1 3 4	5 4	2	2	1	2	1	0
14	Jason Spurgin	C 36:33	6-9	0-1	5-6	3 1 4	3 4	17	0	0	0	1	-11
3	Drake Allen	G 32:29	7-17	2-5	1-2	1 4 5	5 2	17	2	3	4	1	-9
55	Tevian Jones	G 32:45	3-13	2-7	7-8	0 5 5	5 5	15	0	3	2	0	-4
10	Cameron Healy	14:39	3-7	2-4	4-4	1 1 2	1 2	12	1	2	0	0	-1
22	Parsa Fallah	03:57	1-2	0-0	0-0	0 0 0	2 0	2	0	0	0	0	0
13	Dee Barnes	13:38	2-3	1-1	0-0	0 1 1	3 0	5	0	0	1	0	-13
33	Martel Williams	09:28	2-4	0-1	0-2	3 1 4	2 2	4	0	0	0	0	-10
25	Zion Young	00:29	1-1	0-0	0-0	1 0 1	0 0	2	0	0	0	0	3
Team						1 1 2		0	0				
Totals			28-70	8-24	19-26	15 24 39	30 22	83	7	10	11	3	-7

Technical Fouls:Jones 2nd 4:33

Utah Valley - 90

Record: 20-6 (11-2)

NO.	Name	Min	FG	3P	FT	Rebounds	Fouls	TP	AS	TO	ST	Blocks	+/-
			M-A	M-A	M-A	OR DR TOT	PF FD					BS BA	
5	Tim Fuller	F 32:50	5-8	0-0	4-7	8 5 13	0 5	14	4	1	0	1	0
55	Aziz Bandoago	C 24:57	3-7	0-0	4-4	0 8 8	4 3	10	1	2	2	3	0
0	Justin Harmon	G 19:36	1-5	0-2	2-2	0 1 1	5 2	4	3	3	0	0	-1
1	Le'Tre Darthard	G 35:17	6-14	3-7	16-17	3 6 9	1 9	31	1	0	3	0	2
4	Trey Woodbury	G 32:50	3-9	0-6	4-4	0 3 3	5 2	10	4	2	1	1	0
11	Tahj Small	19:15	3-5	2-4	2-2	1 4 5	2 3	10	2	3	0	0	6
2	Tim Ceaser	15:37	4-8	1-3	0-1	1 4 5	4 1	9	0	0	1	0	1
3	Blaze Nield	17:20	0-3	0-3	1-2	1 0 1	0 3	1	3	3	0	0	-1
35	Ethan Potter	02:11	0-0	0-0	0-0	1 0 1	1 0	0	0	0	0	0	-7
13	Jaden McClanahan	00:07	0-0	0-0	1-2	0 0 0	1 1	1	0	0	0	0	-3
Team						0 0 0		0	1				
Totals			25-59	6-25	34-41	15 31 46	23 29	90	18	15	7	5	3

Technical Fouls:Woodbury 2nd 1:01

	SUU	UVU
Biggest lead	2 (1 st 15:58)	15 (1 st 2:10)
Best Scoring Run	13 (2 nd 15:00)	5 (1 st 11:43)
Lead Changes	4	0
Times Tied	3	0
Time with Lead	00:45	38:07

Points from	SUU	UVU
Turnovers	19	16
Paint	36	30
Second Chance	11	14
Fast Breaks	11	18
Bench	25	21

Period by Period Scoring	1st	2nd	TOT
SUU	33	50	83
UVU	48	42	90

GAME 27

at Seattle U | Feb. 18, 2023
Seattle, Washington | Redhawk Center



Official Basketball Box Score - Final
New Mexico SL at Utah Valley
01/28/23 UCCU Center, Orem
2022-23 Men's Basketball

Game Time: 2:00 PM
Game Duration: 2:07
Attendance: 2,915

New Mexico SL - 72

Record: 7-14 (0-9)

NO.	Name	Min	FG	3P	FT	Rebounds	Fouls	TP	AS	TO	ST	Blocks	+/-
			M-A	M-A	M-A	OR DR TOT	PF FD					BS BA	
4	James Beck	F 23:46	1-2	0-0	0-1	0 3 3	2 1	2	1	1	0	1	0
13	Doctor Bradley	F 22:18	2-8	0-0	1-2	4 2 6	3 2	5	1	1	1	0	6
0	Anthony Roy	G 34:57	7-13	5-8	4-6	0 2 2	2 3	23	1	0	0	1	-11
3	Xavier Pinson	G 33:38	6-15	1-7	4-5	0 0 0	1 3	17	4	4	4	0	-10
42	Deshawndre Washington	G 37:09	6-15	0-2	0-2	1 10 11	4 5	12	5	2	1	0	2
2	Issa Muhammad	18:55	2-4	0-0	0-1	1 5 6	1 4	4	1	1	0	0	-20
11	Dajuan Gordon	23:38	3-8	3-7	0-0	0 4 4	2 9	1	1	1	1	0	-11
34	Shakiru Odunewu	00:52	0-0	0-0	0-0	0 0 0	0 0	0	0	0	0	0	-5
5	Kyle Feit	04:47	0-0	0-0	0-0	0 0 0	3 0	0	0	0	1	0	0
Team						2 3 5		0	0				
Totals			27-65	9-24	9-17	8 29 37	20 17	72	14	11	8	3	-5

Technical Fouls:NONE

Utah Valley - 77

Record: 17-6 (8-2)

NO.	Name	Min	FG	3P	FT	Rebounds	Fouls	TP	AS	TO	ST	Blocks	+/-
			M-A	M-A	M-A	OR DR TOT	PF FD					BS BA	
5	Tim Fuller	F 19:33	2-4	0-0	0-0	1 3 4	1 0	4	2	1	0	1	-6
55	Aziz Bandoago	C 34:56	7-11	0-0	2-6	3 12 15	4 6	16	4	1	4	0	14
0	Justin Harmon	G 26:51	6-15	3-5	2-2	1 1 2	2 3	17	2	3	0	0	2
1	Le'Tre Darthard	G 33:41	4-13	2-8	5-6	1 2 3	3 3	15	2	2	0	0	1
4	Trey Woodbury	G 36:27	5-8	3-5	2-2	0 9 9	4 2	15	3	0	2	0	5
11	Tahj Small	16:11	1-4	0-1	0-1	0 3 3	2 2	2	1	1	1	0	0
2	Tim Ceaser	08:24	0-1	0-1	0-0	0 2 2	1 1	0	1	0	0	0	-8
3	Blaze Nield	21:49	2-3	1-1	0-0	0 2 2	0 2	5	3	1	3	0	4
10	Cam Alford	02:08	1-1	0-0	1-2	0 0 0	0 1	3	0	1	0	0	-3
Team						1 1 2		0	0				
Totals			28-60	9-21	12-19	7 35 42	17 20	77	18	13	7	5	3

Technical Fouls:NONE

	NMSU	UVU
Biggest lead	2 (2 nd 9:15)	21 (1 st 11:57)
Best Scoring Run	8 (1 st 10:35)	22 (1 st 11:57)
Lead Changes	10	0
Times Tied	6	0
Time with Lead	02:16	33:50

Points from	NMSU	UVU
Turnovers	15	6
Paint	34	36
Second Chance	4	14
Fast Breaks	11	13
Bench	13	10

Period by Period Scoring	1st	2nd	TOT
NMSU	36	36	72
UVU	39	38	77

GAME 28

at Tarleton | Feb. 23, 2023
Stephenville, Texas | Wisdom Gymnasium



2022-23 BOX SCORES

GAME 29

at Abilene Christian | Feb. 28, 2023
Abilene, Texas | Moody Coliseum



Official Basketball Box Score - Final
Utah Valley at Abilene Christian
02/25/23 Moody Coliseum, Abilene
2022-23 Men's Basketball

Game Time: 6:00 PM
Game Duration: 1:51
Attendance: 1,951

Officials: Winston Sth, Doran Gotschall, Rick O'Neil

Utah Valley - 66

Record: 22-7 (13-3)

NO. Name	Min	FG M-A	3P M-A	FT M-A	Rebounds OR DR TOT	Fouls PF FD	TP	AS	TO	ST	Blocks BS BA	+/-
5 Tim Fuller	30:11	4-4	0-0	0-0	2 5 7	3 0	8	2	3	0	3 0 4	
55 Aziz Bandoago	C 26:04	5-9	0-0	0-0	0 5 5	2 3	10	1	1	0	1 0 9	
0 Justin Harmon	G 27:05	5-11	1-4	1-2	0 3 3	1 4	12	1	4	3	0 0 8	
1 Le'Tre Darthard	G 34:15	5-14	1-4	7-7	0 2 2	1 5	18	3	2	2	0 4 7	
3 Blaze Nield	G 12:59	1-3	0-1	0-0	0 0 0	0 0	2	2	0	0	0 1 -10	
2 Tim Ceaser	15:32	1-1	0-0	0-0	1 4 5	4 1	2	0	2	0	0 0 -1	
4 Trey Woodbury	32:46	4-8	1-3	0-1	1 7 8	1 2	9	4	2	1	0 0 -11	
11 Tahj Small	16:37	1-2	1-2	0-0	0 2 2	0 0	3	2	1	0	0 0 -7	
35 Ethan Potter	04:31	1-2	0-0	0-0	0 0 0	0 0	2	0	0	0	0 0 -1	
Team					1 1 2		0	0				
Totals	27:54	4-14	8-10	5	29 34	12 17	66	15	15	6	4 5 4	

Technical Fouls: NONE

Abilene Christian - 62

Record: 13-15 (5-10)

NO. Name	Min	FG M-A	3P M-A	FT M-A	Rebounds OR DR TOT	Fouls PF FD	TP	AS	TO	ST	Blocks BS BA	+/-
23 Airion Simmons	F 31:55	5-11	3-5	0-0	1 6 7	1 1	13	4	1	2	1 0 -9	
32 Joe Pleasant	F 31:29	4-11	0-2	2-3	2 5 7	2 2	10	1	2	0	2 1 -5	
1 Damien Daniels	G 29:36	1-9	1-4	0-0	1 1 2	3 1	3	4	0	2	0 1 -10	
11 Tobias Cameron	G 25:21	1-4	1-2	3-4	3 2 5	5 4	6	1	4	4	1 1 9	
25 Immanuel Allen	G 23:39	5-8	2-4	1-1	0 1 1	2 3	13	1	2	0	1 1 -6	
20 Ali Abdou Dibba	13:49	1-6	0-3	0-0	0 3 3	1 0	2	0	3	0	0 0 -6	
12 Hunter Jack Madden	13:26	2-3	1-2	0-0	0 1 1	1 1	5	0	2	1	0 0 -2	
5 Cameron Steele	14:12	1-4	1-4	0-0	0 1 1	2 0	3	1	0	0	0 0 5	
2 Ja'Sean Jackson	14:39	3-5	1-3	0-0	0 2 2	0 0	7	0	1	0	0 0 -1	
34 Yuot Gai	01:54	0-0	0-0	0-0	0 0 0	0 0	0	0	1	0	0 0 1	
Team					3 2 5		0	0				
Totals	23:61	10-29	6-8	10	24 34	17 12	62	12	16	9	5 4 -4	

Technical Fouls: NONE

	UVU	ACU
Biggest lead	6 (2 nd 10:02)	9 (1 st 8:43)
Best Scoring Run	9 (2 nd 16:41)	9 (2 nd 5:56)
Lead Changes	3	
Times Tied	4	
Time with Lead	13:33	23:51

Points from Turnovers	UVU	ACU
	6	17
Paint	40	18
Second Chance	6	9
Fast Breaks	4	4
Bench	16	17

Period by Period Scoring	1st	2nd	TOT
UVU	28	38	66
ACU	31	31	62

Shooting By Period	1 st FG%	2 nd FG%	3 rd FG%	4 th FG%	FT%
	12-33 36.4%	4-13 30.8%	3-5 60%	11-28 39.3%	23-61 37.7%
	12-33 36.4%	4-13 30.8%	3-5 60%	11-28 39.3%	23-61 37.7%
	12-33 36.4%	4-13 30.8%	3-5 60%	11-28 39.3%	23-61 37.7%
	12-33 36.4%	4-13 30.8%	3-5 60%	11-28 39.3%	23-61 37.7%
	12-33 36.4%	4-13 30.8%	3-5 60%	11-28 39.3%	23-61 37.7%

Dead Ball Rebounds: 1, 0

GAME 30

vs. UT Arlington | March 1, 2023
Orem, Utah | UCCU Center



Official Basketball Box Score - Final
UT Arlington at Utah Valley
03/01/23 UCCU Center, Orem, Utah
2022-23 Men's Basketball

Game Time: 6:00 PM
Game Duration: 1:51
Attendance: 2,574

Officials: Michael Greenstein, Dabre Carr, Ryan Holmes

UT Arlington - 59

Record: 11-19 (6-11)

NO. Name	Min	FG M-A	3P M-A	FT M-A	Rebounds OR DR TOT	Fouls PF FD	TP	AS	TO	ST	Blocks BS BA	+/-
23 Dario Domingos	F 15:28	5-6	0-0	0-0	1 0 1	3 1	10	0	2	0	0 0 -4	
00 Aaron Cash	G 27:46	2-3	0-1	0-0	1 3 4	3 0	4	0	1	1	0 0 -2	
1 Chendall Weaver	G 32:43	3-6	1-2	0-0	0 2 2	2 2	7	3	1	3	0 1 -19	
4 Kyron Gibson	G 29:35	6-15	2-5	2-2	0 3 3	1 3	16	2	1	1	0 4 -19	
21 Pedro Castro	G 22:45	1-6	1-4	1-2	1 4 5	2 1	4	2	1	1	1 0 -20	
2 Brandon Walker	15:40	0-6	0-2	0-0	2 2 4	3 0	0	0	1	0	0 0 -2	
12 Damonze Woods	00:48	0-0	0-0	0-0	0 0 0	0 0	0	0	0	0	0 0 -3	
5 Brandyn Talbot	24:10	1-11	2-7	0-0	0 1 1	3 1	8	2	2	0	0 0 -7	
55 Marion Humphrey	24:37	4-11	1-4	1-3	0 2 2	0 0	4	1	1	3	0 1 -7	
24 Montez Young Jr.	06:28	0-1	0-0	0-0	1 1 2	0 0	0	0	0	0	0 1 -8	
Team					4 0 4		0	0	1			
Totals	24:65	7-25	4-7	10	18 28	17 12	59	10	11	9	1 9 -19	

Technical Fouls: NONE

Utah Valley - 78

Record: 23-7 (14-3)

NO. Name	Min	FG M-A	3P M-A	FT M-A	Rebounds OR DR TOT	Fouls PF FD	TP	AS	TO	ST	Blocks BS BA	+/-
5 Tim Fuller	F 31:34	3-4	0-0	0-1	6 4 10	1 4	6	0	0	0	4 0 12	
55 Aziz Bandoago	C 21:22	5-9	0-0	0-1	4 7 11	1 2	10	2	1	0	1 0 10	
0 Justin Harmon	G 30:06	6-7	1-1	4-5	0 4 4	1 4	17	3	4	1	0 0 12	
1 Le'Tre Darthard	G 32:22	4-17	2-9	6-6	0 4 4	3 4	16	4	3	1	0 0 19	
4 Trey Woodbury	G 27:28	4-11	1-3	0-0	0 6 6	4 0	9	7	6	0	0 0 11	
2 Tim Ceaser	26:57	3-4	2-3	0-0	1 3 4	1 0	8	2	1	0	3 0 4	
11 Tahj Small	16:11	2-2	1-1	4-4	0 1 1	0 2	9	2	1	0	0 0 15	
3 Blaze Nield	14:00	1-2	1-1	0-0	0 2 2	1 1	3	0	1	0	0 1 -2	
Team					0 1 1		0	0	0			
Totals	28:56	8-18	14-16	11	32 43	12 17	78	20	17	2	9 1 19	

Technical Fouls: NONE

	UTA	UVU
Biggest lead	3 (1 st 0:52)	19 (2 nd 2:50)
Best Scoring Run	8 (1 st 0:52)	9 (2 nd 17:35)
Lead Changes	8	
Times Tied	3	
Time with Lead	02:58	34:52

Points from Turnovers	UTA	UVU
	13	17
Paint	34	36
Second Chance	7	14
Fast Breaks	11	12
Bench	18	20

Period by Period Scoring	1st	2nd	TOT
UTA	31	28	59
UVU	32	46	78

Shooting By Period	1 st FG%	2 nd FG%	3 rd FG%	4 th FG%	FT%
	12-30 40.0%	4-12 33.3%	1-2 50%	11-33 33.3%	24-65 36.9%
	12-30 40.0%	4-12 33.3%	1-2 50%	11-33 33.3%	24-65 36.9%
	12-30 40.0%	4-12 33.3%	1-2 50%	11-33 33.3%	24-65 36.9%
	12-30 40.0%	4-12 33.3%	1-2 50%	11-33 33.3%	24-65 36.9%
	12-30 40.0%	4-12 33.3%	1-2 50%	11-33 33.3%	24-65 36.9%

Dead Ball Rebounds: 2, 0

GAME 31

vs. Stephen F. Austin | March 3, 2023
Orem, Utah | UCCU Center



Official Basketball Box Score - Final
Stephen F. Austin at Utah Valley
03/03/23 UCCU Center, Orem, Utah
2022-23 Men's Basketball

Game Time: 6:00 PM
Game Duration: 2:05
Attendance: 2,267

Officials: Mike Scypfers, Randal Anders, Johnny Harrington

Stephen F. Austin - 69

Record: 19-12 (11-7)

NO. Name	Min	FG M-A	3P M-A	FT M-A	Rebounds OR DR TOT	Fouls PF FD	TP	AS	TO	ST	Blocks BS BA	+/-
0 Nigel Hawkins	G 29:45	7-14	2-4	4-6	1 0 1	2 4	20	2	2	2	0 3 -25	
1 Derrick Tezeno	G 31:37	3-7	0-0	3-4	3 9 12	3 2	9	1	2	0	1 4 -3	
2 Roti Ware	G 13:49	4-5	0-0	0-0	1 1 2	1 8	0	3	0	0	0 0 -19	
12 Jali Beaubrun	22:51	0-1	0-2	3 4 7	5 2	2	1	2	0	0	0 -28	
13 AJ Cajuste	34:38	4-12	1-2	0-3	0 1 1	2 4	9	8	2	2	0 3 -36	
15 Robbie Ambrester	24:02	3-7	1-3	3-4	0 3 3	4 1	10	1	1	1	1 2 -17	
4 Kyle Hayman	27:27	2-8	1-4	0-0	2 1 3	3 1	5	1	3	0	3 1 -28	
10 Latrell Jossell	15:51	2-5	1-3	1-4	0 1 1	2 2	6	0	2	0	0 0 -24	
Team					2 1 3		0	0	1			
Totals	25:63	6-17	13-23	11	21 32	24 17	69	14	18	5	4 12 -44	

Technical Fouls: Jossell 1st 4:15 Hawkins 2nd 16:33 Coach 2nd 15:53 Hayman 2nd 13:55

Utah Valley - 113

Record: 24-7 (15-3)

NO. Name	Min	FG M-A	3P M-A	FT M-A	Rebounds OR DR TOT	Fouls PF FD	TP	AS	TO	ST	Blocks BS BA	+/-
5 Tim Fuller	F 19:32	2-3	0-0	3-3	0 0 0	2 2	7	2	0	1	1 1 23	
55 Aziz Bandoago	C 21:21	6-7	0-0	3-6	2 5 7	2 5	15	0	1	2	4 0 37	
0 Justin Harmon	G 11:07	3-4	0-0	2-3	0 1 1	5 3	8	3	3	1	1 0 30	
1 Le'Tre Darthard	G 19:58	9-13	3-4	5-8	1 3 4	0 3	26	1	0	1	1 0 37	
4 Trey Woodbury	G 25:57	4-9	2-5	1-2	0 11 11	0 1	11	11	3	0	0 0 34	
11 Tahj Small	23:11	3-6	0-1	0-0	0 3 3	3 0	6	5	1	2	0 1 14	
2 Tim Ceaser	20:21	2-5	0-2	2-3	1 4 5	1 2	6	1	0	0	2 1 19	
3 Blaze Nield	20:52	4-4	1-1	7-7	0 1 1	1 3	16	7	1	0	0 1 7	
35 Ethan Potter	11:08	3-3	0-0	0-0	3 1 4	0 1	6	0	2	1	2 0 3	
10 Cam Allford	08:50	2-4	1-2	0-0	1 1 2	1 0	5	1	0	0	0 1 0	
13 Jaden McClanahan	07:38	0-2	0-1	1-2	0 1 1	0 1	1	2	0	0	0 0 6	
15 Cache Fields	06:11	2-2	0-0	0-0	1 1 2	0 0	6	0	1	0	0 0 5	
21 Brenden Crowther	03:54	0-2	0-2	0-0	0 0 0	0 0	0	0	0	0	0 0 5	
Team					0 1 1		0	0	1			
Totals	40:64	9-20	24-34	8	33 41	19 21	113	33	13	9	12 4 44	

Technical Fouls: Harmon 2nd 13:55 Harmon 2nd 13:55 Woodbury 2nd 13:55

	SFA	UVU
Biggest lead	0 (1 st 20:47)	47 (2 nd 1:13)
Best Scoring Run	8 (1 st 12:13)	10 (2 nd 15:34)
Lead Changes	0	
Times Tied	0	
Time with Lead	00:00	39:27

Points from Turnovers	SFA	UVU
	18	28
Paint	26	56
Second Chance	16	12
Fast Breaks	10	34
Bench	21	46

Period by Period Scoring			
	1st	2nd	TOT
SFA	36	33	69
UVU	55	58	113



2022-23 BOX SCORES

GAME 33

vs. Southern Utah | March 10, 2023
Las Vegas, Nevada | Orleans Arena



Official Basketball Box Score - Final
Southern Utah at Utah Valley
03/10/23 Orleans Arena, Las Vegas
2022-23 Men's Basketball

Game Time: 8:00 PM
Game Duration: 15:42
Attendance: 3,003

Officials: Winston Stith, Randy Richardson, Brad Ferrie

Southern Utah - 89

Record: 22-11

NO.	Name	Min	FG M-A	3P M-A	FT M-A	Rebounds OR DR TOT	Fouls PF FD	TP	AS	TO	ST	Blocks BS BA	+/-
12	Malzen Fausett	F 34:32	3-12	0-2	1-2	2 4 6	3 1 7	0	3	0	0	2 7	
15	Harrison Butler	F 35:23	5-11	1-4	8-14	1 5 6	4 8 19	3	0	1	0	1 3	
14	Jason Spurgin	C 27:39	5-9	0-0	5-7	5 2 7	1 6 15	1	1	1	2	1 18	
3	Drake Allen	G 21:04	2-7	0-1	0-0	1 2 3	5 2 4	1	3	3	0	1 2	
55	Tevian Jones	G 33:18	6-15	3-8	5-5	3 1 4	3 4 20	0	1	0	0	1 4	
13	Dee Barnes	21:48	4-6	0-0	0-0	1 4 5	2 0 8	1	1	2	0	1 21	
22	Parsa Fallah	02:47	1-1	0-0	0-0	0 1 1	0 0 2	0	0	0	0	0 3	
10	Cameron Healy	23:29	4-6	4-6	2-2	0 0 0	2 1 14	5	2	1	1	0 3	
Team						2 1 3				0			
Totals			30-67	8-21	21-30	15 20 35	21 22	89	11	11	8	3 7 1	

Technical Fouls: Coach 2nd 18:19

Shooting By Period		
1 st FG%	11-28	39.3%
3PT%	3-9	33.3%
FT%	8-12	66.7%
2 nd FG%	19-39	48.7%
3PT%	5-12	41.7%
FT%	13-18	72.2%
GM FG%	30-67	44.8%
3PT%	8-21	38.1%
FT%	21-30	70.0%

Dead Ball Rebounds: 6, 1

Utah Valley - 88

Record: 25-8

NO.	Name	Min	FG M-A	3P M-A	FT M-A	Rebounds OR DR TOT	Fouls PF FD	TP	AS	TO	ST	Blocks BS BA	+/-
5	Tim Fuller	F 27:47	5-8	0-0	4-4	2 5 7	4 4 14	2	0	3	0	1 14	
55	Aziz Bandaogo	C 30:15	6-8	0-0	0-2	3 3 6	4 1 12	1	3	0	6	0 1	
0	Justin Harmon	G 33:23	5-9	1-3	2-5	2 4 6	2 4 13	5	5	0	0	1 4	
1	LeTre Darthard	G 29:42	2-7	0-3	8-8	0 1 1	4 3 12	1	4	2	0	1 8	
4	Trey Woodbury	G 36:29	10-15	7-11	2-4	0 8 8	4 6 29	6	0	0	0	0 7	
2	Tim Ceaser	06:46	0-2	0-1	0-0	0 1 1	1 0 0	0	0	0	0	0 5	
11	Tahj Small	21:18	2-4	0-1	0-0	0 3 3	1 0 4	3	2	0	0	0 15	
3	Blaze Nield	14:20	1-3	1-2	1-2	0 0 0	2 2 4	3	1	0	1	0 11	
Team						1 0 1				0			
Totals			31-56	9-21	17-25	8 25 33	22 20	88	21	16	5	7 3 1	

Technical Fouls: NONE

Shooting By Period		
1 st FG%	17-28	60.7%
3PT%	6-12	50.0%
FT%	1-2	50%
2 nd FG%	14-28	50.0%
3PT%	3-9	33.3%
FT%	16-23	69.6%
GM FG%	31-56	55.4%
3PT%	9-21	42.9%
FT%	17-25	68.0%

Dead Ball Rebounds: 4, 0

	SUU	UVU
Biggest lead	4 (1 st 7:47)	23 (2 nd 15:42)
Best Scoring Run	7 (2 nd 10:52)	16 (2 nd 17:30)
Lead Changes	3	
Times Tied	5	
Time with Lead	04:25	30:47

Points from	SUU	UVU
Turnovers	16	15
Paint	36	34
Second Chance	9	6
Fast Breaks	5	15
Bench	24	8

Period by Period Scoring			
	1st	2nd	TOT
SUU	33	56	89
UVU	41	47	88

GAME 34

at New Mexico | March 15, 2023
Albuquerque, N.M. | The Pit



Official Basketball Box Score - Final
Utah Valley at New Mexico
03/15/23 The Pit, Albuquerque, NM
2022-23 Men's Basketball

Game Time: 8:00 PM
Game Duration: 1:59
Attendance: 6,803

Officials: David Hall, Tommy Johnson, Shawn Leigh

Utah Valley - 83

Record: 26-8

NO.	Name	Min	FG M-A	3P M-A	FT M-A	Rebounds OR DR TOT	Fouls PF FD	TP	AS	TO	ST	Blocks BS BA	+/-
5	Tim Fuller	F 30:37	6-9	0-0	2-3	5 5 10	3 4 14	2	0	0	2	1 11	
55	Aziz Bandaogo	C 29:16	4-7	0-0	0-0	4 7 11	3 1 8	2	2	0	1	0 7	
0	Justin Harmon	G 34:00	13-20	2-4	4-6	1 2 3	1 5 32	3	1	0	0	1 20	
1	LeTre Darthard	G 24:19	2-12	1-5	2-2	0 4 4	0 2 7	1	4	3	1	2 6	
4	Trey Woodbury	G 30:17	4-13	2-6	0-0	0 8 8	3 0 10	7	1	0	0	0 9	
11	Tahj Small	G 17:26	3-4	1-1	0-0	0 1 1	0 0 7	0	0	1	0	1 0	
35	Ethan Potter	18:56	1-4	0-1	0-0	0 7 7	4 0 2	0	0	0	0	0 10	
3	Blaze Nield	15:09	1-3	1-1	0-0	0 1 1	1 0 3	4	1	1	0	0 7	
Team						1 3 4				0			
Totals			34-72	7-18	8-11	11 38 49	15 12	83	19	12	5	4 5 14	

Technical Fouls: Bandaogo 2nd 4:27

Shooting By Period		
1 st FG%	18-36	50.0%
3PT%	4-9	44.4%
FT%	6-8	75%
2 nd FG%	16-36	44.4%
3PT%	3-9	33.3%
FT%	2-3	66.7%
GM FG%	34-72	47.2%
3PT%	7-18	38.9%
FT%	8-11	72.7%

Dead Ball Rebounds: 0, 0

New Mexico - 69

Record: 22-12

NO.	Name	Min	FG M-A	3P M-A	FT M-A	Rebounds OR DR TOT	Fouls PF FD	TP	AS	TO	ST	Blocks BS BA	+/-
24	Morris Udeze	F 36:09	8-14	0-0	2-8	3 16 19	3 7 18	2	1	0	1	1 11	
53	Josiah Allick	F 30:47	4-7	0-1	1-3	3 5 8	2 3 9	0	2	1	2	1 16	
5	Jamal Mashburn, Jr.	G 33:06	1-14	1-3	3-3	1 1 2	2 1 6	3	2	0	1	2 14	
10	Jaelen House	G 27:53	6-16	2-6	0-0	0 1 1	2 0 14	5	1	4	0	0 16	
13	Javonté Johnson	G 32:20	2-4	0-1	2-2	0 2 2	0 2 6	1	0	3	1	0 11	
2	Donovan Dent	15:21	4-7	0-0	1-1	1 0 1	0 1 9	1	1	0	0	0 2	
0	KJ Jenkins	13:50	2-6	0-3	1-2	0 0 0	2 1 5	2	1	0	0	0 3	
3	Sebastian Forsling	02:49	0-0	0-0	0-0	0 0 0	1 0 0	0	0	0	0	0 3	
34	Birima Seck	07:45	1-1	0-0	0-0	0 2 2	0 0 2	0	0	0	0	0 6	
Team						1 2 3				0			
Totals			28-69	3-14	10-19	9 29 38	12 15	69	14	9	8	5 4 14	

Technical Fouls: NONE

	UVU	UNM
Biggest lead	22 (2 nd 15:44)	3 (1 st 13:03)
Best Scoring Run	7 (2 nd 16:44)	8 (1 st 13:03)
Lead Changes	2	
Times Tied	3	
Time with Lead	36:54	01:35

Points from	UVU	UNM
Turnovers	9	13
Paint	48	44
Second Chance	9	9
Fast Breaks	15	9
Bench	12	16

Period by Period Scoring			
	1st	2nd	TOT
UVU	46	37	83
UNM	33	36	69



2022-23 OVERALL COMBINED STATS



2022-23 Utah Valley Men's Basketball Combined Team Statistics All games

Page 1/1
as of Mar 17, 2023

Game Records

Record	Overall	Home	Away	Neutral
ALL GAMES	26-8	13-1	11-5	2-2
CONFERENCE	15-3	8-1	7-2	0-0
NON-CONFERENCE	11-5	5-0	4-3	2-2

Score by Periods

Team	1st	2nd	OT	TOT
Utah Valley	1243	1359	22	2624
Opponents	1079	1220	21	2320

Team Box Score

No.	Player				Total		3-Point		F-Throw		Rebounds													
		GP-GS	MIN	AVG	FG-FGA	FG%	3FG-3FGA	3FG%	FT-FTA	FT%	OFF	DEF	TOT	AVG	PF	DQ	A	TO	BLK	STL	PTS	AVG		
1	DARTHARD, Le'Tre	34-34	989:26	29.1	143-327	.437	65-178	.365	124-138	.899	22	96	118	3.5	71	1	52	49	19	41	475	14.0		
0	HARMON, Justin	34-33	939:32	27.6	173-382	.453	31-93	.333	89-123	.724	23	100	123	3.6	84	4	100	104	8	44	466	13.7		
4	WOODBURY, Trey	34-33	1038:21	30.5	165-375	.440	62-156	.397	62-85	.729	13	181	194	5.7	85	3	154	87	7	34	454	13.4		
55	BANDAOGO, Aziz	34-34	985:41	29.0	147-243	.605	4-13	.308	88-140	.629	98	250	348	10.2	77	0	41	55	99	17	386	11.4		
5	FULLER, Tim	34-27	728:17	21.4	95-142	.669	0-0	.000	30-48	.625	77	89	166	4.9	94	3	50	27	46	14	220	6.5		
11	SMALL, Tahj	33-0	546:07	16.5	61-156	.391	16-58	.276	33-41	.805	13	64	77	2.3	49	1	39	40	5	15	171	5.2		
10	ALFORD, Cam	18-0	149:25	8.3	27-60	.450	1-17	.059	34-45	.756	8	15	23	1.3	11	0	10	10	0	7	89	4.9		
3	NIELD, Blaze	34-2	556:34	16.4	43-110	.391	13-43	.302	48-60	.800	9	41	50	1.5	38	0	64	33	3	24	147	4.3		
2	CEASER, Tim	33-7	569:04	17.2	49-132	.371	22-76	.289	14-20	.700	30	79	109	3.3	63	1	13	26	31	12	134	4.1		
13	MCCLANAHAN, Jaden	20-0	165:32	8.3	14-44	.318	6-23	.261	9-14	.643	2	12	14	0.7	9	0	19	9	1	12	43	2.2		
35	POTTER, Ethan	21-0	171:37	8.2	13-28	.464	0-4	.000	4-7	.571	14	39	53	2.5	19	0	6	8	10	3	30	1.4		
15	FIELDS, Cache	7-0	21:58	3.1	3-8	.375	3-8	.375	0-1	.000	0	3	3	0.4	4	0	0	1	0	0	9	1.3		
21	CROWTHER, Brenden	6-0	14:58	2.5	0-5	.000	0-5	.000	0-0	.000	0	2	2	0.3	3	0	2	0	0	0	0	0.0		
Team											38	46	84					20						
Total		34	6877		933-2012	.464	223-674	.331	535-722	.741	347	1017	1364	40.1	607	13	550	469	229	223	2624	77.2		
Opponents		34	6875		843-2163	.390	218-706	.309	416-627	.663	406	830	1236	36.4	651	20	383	427	100	226	2320	68.2		

Team Statistics

	UVU	OPP
Scoring	2624	2320
Points per game	77.2	68.2
Scoring margin	+8.9	-
Field goals-att	933-2012	843-2163
Field goal pct	.464	.390
3 point fg-att	223-674	218-706
3-point FG pct	.331	.309
3-pt FG made per game	6.6	6.4
Free throws-att	535-722	416-627
Free throw pct	.741	.663
F-Throws made per game	15.7	12.2
Rebounds	1364	1236
Rebounds per game	40.1	36.4
Rebounding margin	+3.8	-
Assists	550	383
Assists per game	16.2	11.3
Turnovers	469	427
Turnovers per game	13.8	12.6
Turnover margin	-1.2	-
Assist/turnover ratio	1.2	0.9
Steals	223	226
Steals per game	6.6	6.6
Blocks	229	100
Blocks per game	6.7	2.9
Winning streak	1	-
Home win streak	6	-
Attendance	32427	70692
Home games-Avg/Game	14-2316	16-4418
Neutral site-Avg/Game	-	4-3360

Team Results

Date	Opponent		Score	Att.
11/07/2022	at Utah St.	L	58-75	7430
11/09/2022	Western Colo.	W	91-64	1449
11/12/2022	Northern Ariz.	W	73-69	2034
11/15/2022	at Wake Forest	Lot	65-68	5694
11/18/2022	vs Morgan St.	Lot	72-73	5307
11/20/2022	vs Green Bay	W	79-56	5128
11/26/2022	at Boise St.	L	69-87	8544
12/03/2022	Long Beach St.	W	88-78	1389
12/07/2022	at BYU	W	75-60	13925
12/10/2022	at Northern Ariz.	Wot	80-75	676
12/13/2022	SAGU American Indian	W	100-54	1427
12/16/2022	Antelope Valley	W	80-54	1141
12/20/2022	at Oregon	W	77-72	5064
12/29/2022	Sam Houston	W	80-64	1911
12/31/2022	Utah Tech	W	71-60	2463
01/05/2023	at UT Arlington	W	72-64	1017
01/07/2023	at UTRGV	W	75-61	517
01/11/2023	at California Baptist	W	71-67	2611
01/14/2023	Seattle U	L	80-85	2976
01/18/2023	Abilene Christian	W	84-54	2827
01/21/2023	at Grand Canyon	W	76-74	7007
01/26/2023	at Southern Utah	L	67-79	4013
01/28/2023	New Mexico St.	W	77-72	2915
02/02/2023	at Utah Tech	W	76-69	2424
02/08/2023	California Baptist	W	71-55	1886
02/11/2023	Southern Utah	W	90-83	5168
02/18/2023	at Seattle U	W	67-58	999
02/23/2023	at Tarleton St.	L	58-77	2017
02/25/2023	at Abilene Christian	W	66-62	1951
03/01/2023	UT Arlington	W	78-59	2574
03/03/2023	SFA	W	113-69	2267
03/09/2023	vs Tarleton St.	W	72-58	0
03/10/2023	vs Southern Utah	L	90-96	3003
03/15/2023	at New Mexico	W	83-69	6803



2022-23 WAC-ONLY COMBINED STATS



2022-23 Utah Valley Men's Basketball Combined Team Statistics In Conference games

Page 1/1
as of Mar 08, 2023

Game Records

Record	Overall	Home	Away	Neutral
ALL GAMES	15-3	8-1	7-2	0-0
CONFERENCE	15-3	8-1	7-2	0-0
NON-CONFERENCE	0-0	0-0	0-0	0-0

Score by Periods

Team	1st	2nd	OT	TOT
Utah Valley	639	733	0	1372
Opponents	566	646	0	1212

Team Box Score

No.	Player				Total		3-Point		F-Throw		Rebounds													
		GP-GS	MIN	AVG	FG-FGA	FG%	3FG-3FGA	3FG%	FT-FTA	FT%	OFF	DEF	TOT	AVG	PF	DQ	A	TO	BLK	STL	PTS	AVG		
1	DARTHARD, Le'Tre	18-18	548:44	30.5	93-200	.465	39-101	.386	80-89	.899	13	59	72	4.0	38	0	26	23	8	24	305	16.9		
4	WOODBURY, Trey	18-17	542:14	30.1	87-195	.446	27-73	.370	22-31	.710	7	97	104	5.8	50	3	80	50	5	19	223	12.4		
55	BANDAOGO, Aziz	18-18	538:35	29.9	80-142	.563	0-5	.000	50-76	.658	50	144	194	10.8	41	0	27	30	55	8	210	11.7		
0	HARMON, Justin	18-17	472:57	26.3	73-182	.401	12-44	.273	48-66	.727	8	50	58	3.2	45	3	53	61	6	21	206	11.4		
5	FULLER, Tim	18-18	449:13	25.0	62-89	.697	0-0	.000	17-27	.630	53	56	109	6.1	50	2	28	17	29	8	141	7.8		
11	SMALL, Tahj	18-0	284:09	15.8	36-78	.462	11-28	.393	16-20	.800	5	28	33	1.8	28	0	21	24	4	9	99	5.5		
3	NIELD, Blaze	18-2	302:28	16.8	23-59	.390	4-19	.211	22-26	.846	8	23	31	1.7	23	0	36	16	1	9	72	4.0		
2	CEASER, Tim	18-0	296:38	16.5	25-64	.391	9-36	.250	7-11	.636	14	44	58	3.2	35	0	8	15	16	4	66	3.7		
15	FIELDS, Cache	3-0	09:20	3.1	3-3	1.000	3-3	1.000	0-0	.000	0	2	2	0.7	2	0	0	1	0	0	9	3.0		
10	ALFORD, Cam	8-0	29:27	3.7	5-12	.417	1-4	.250	4-8	.500	1	3	4	0.5	2	0	3	3	0	3	15	1.9		
35	POTTER, Ethan	10-0	79:58	8.0	7-10	.700	0-1	.000	4-6	.667	8	11	19	1.9	8	0	3	6	6	1	18	1.8		
13	MCCLANAHAN, Jaden	9-0	39:14	4.4	2-11	.182	0-4	.000	4-8	.500	0	6	6	0.7	2	0	5	2	0	1	8	0.9		
21	CROWTHER, Brenden	3-0	07:03	2.4	0-4	.000	0-4	.000	0-0	.000	0	1	1	0.3	2	0	0	0	0	0	0	0.0		
Team											13	19	32					9						
Total		18	3600		496-1049	.473	106-322	.329	274-368	.745	180	543	723	40.2	326	8	290	257	130	107	1372	76.2		
Opponents		18	3600		429-1140	.376	120-379	.317	234-346	.676	219	429	648	36.0	355	12	187	225	47	124	1212	67.3		

Team Statistics

	UVU	OPP
Scoring	1372	1212
Points per game	76.2	67.3
Scoring margin	+8.9	-
Field goals-att	496-1049	429-1140
Field goal pct	.473	.376
3 point fg-att	106-322	120-379
3-point FG pct	.329	.317
3-pt FG made per game	5.9	6.7
Free throws-att	274-368	234-346
Free throw pct	.745	.676
F-Throws made per game	15.2	13.0
Rebounds	723	648
Rebounds per game	40.2	36.0
Rebounding margin	+4.2	-
Assists	290	187
Assists per game	16.1	10.4
Turnovers	257	225
Turnovers per game	14.3	12.5
Turnover margin	-1.8	-
Assist/turnover ratio	1.1	0.8
Steals	107	124
Steals per game	5.9	6.9
Blocks	130	47
Blocks per game	7.2	2.6
Winning streak	3	-
Home win streak	6	-
Attendance	24987	22556
Home games-Avg/Game	9-2776	9-2506
Neutral site-Avg/Game	-	0-0

Team Results

Date	Opponent		Score	Att.
12/29/2022	Sam Houston	W	80-64	1911
12/31/2022	Utah Tech	W	71-60	2463
01/05/2023	at UT Arlington	W	72-64	1017
01/07/2023	at UTRGV	W	75-61	517
01/11/2023	at California Baptist	W	71-67	2611
01/14/2023	Seattle U	L	80-85	2976
01/18/2023	Abilene Christian	W	84-54	2827
01/21/2023	at Grand Canyon	W	76-74	7007
01/26/2023	at Southern Utah	L	67-79	4013
01/28/2023	New Mexico St.	W	77-72	2915
02/02/2023	at Utah Tech	W	76-69	2424
02/08/2023	California Baptist	W	71-55	1886
02/11/2023	Southern Utah	W	90-83	5168
02/18/2023	at Seattle U	W	67-58	999
02/23/2023	at Tarleton St.	L	58-77	2017
02/25/2023	at Abilene Christian	W	66-62	1951
03/01/2023	UT Arlington	W	78-59	2574
03/03/2023	SFA	W	113-69	2267



2022-23 Utah Valley Men's Basketball
Season Schedule/Results & Leaders
All games

Page 1/2
as of Mar 17, 2023

Game Records

Record	Overall	Home	Away	Neutral
ALL GAMES	26-8	13-1	11-5	2-2
CONFERENCE	15-3	8-1	7-2	0-0
NON-CONFERENCE	11-5	5-0	4-3	2-2

Team Results

Date	Opponent		Score	Att.	High Points	High Rebounds
11/07/2022	at Utah St.	L	58-75	7430	(17) BANDAOGO, Aziz	(9) HARMON, Justin
11/09/2022	Western Colo.	W	91-64	1449	(14) DARTHARD, Le'Tre	(10) BANDAOGO, Aziz
11/12/2022	Northern Ariz.	W	73-69	2034	(22) WOODBURY, Trey	(12) BANDAOGO, Aziz
11/15/2022	at Wake Forest	Lot	65-68	5694	(19) HARMON, Justin	(17) BANDAOGO, Aziz
11/18/2022	vs Morgan St.	Lot	72-73	5307	(15) BANDAOGO, Aziz	(8) BANDAOGO, Aziz
11/20/2022	vs Green Bay	W	79-56	5128	(18) HARMON, Justin	(14) BANDAOGO, Aziz
11/26/2022	at Boise St.	L	69-87	8544	(19) HARMON, Justin	(4) WOODBURY, Trey
						(4) SMALL, Tahj
						(4) HARMON, Justin
12/03/2022	Long Beach St.	W	88-78	1389	(25) DARTHARD, Le'Tre	(11) BANDAOGO, Aziz
12/07/2022	at BYU	W	75-60	13925	(19) HARMON, Justin	(7) BANDAOGO, Aziz
12/10/2022	at Northern Ariz.	Wot	80-75	676	(16) WOODBURY, Trey	(10) BANDAOGO, Aziz
					(16) DARTHARD, Le'Tre	
12/13/2022	SAGU American Indian	W	100-54	1427	(19) HARMON, Justin	(15) BANDAOGO, Aziz
12/16/2022	Antelope Valley	W	80-54	1141	(17) WOODBURY, Trey	(12) BANDAOGO, Aziz
12/20/2022	at Oregon	W	77-72	5064	(24) WOODBURY, Trey	(9) WOODBURY, Trey
12/29/2022	Sam Houston	W	80-64	1911	(19) SMALL, Tahj	(11) FULLER, Tim
12/31/2022	Utah Tech	W	71-60	2463	(20) WOODBURY, Trey	(7) BANDAOGO, Aziz
01/05/2023	at UT Arlington	W	72-64	1017	(21) HARMON, Justin	(12) BANDAOGO, Aziz
01/07/2023	at UTRGV	W	75-61	517	(19) DARTHARD, Le'Tre	(16) BANDAOGO, Aziz
01/11/2023	at California Baptist	W	71-67	2611	(18) WOODBURY, Trey	(10) BANDAOGO, Aziz
01/14/2023	Seattle U	L	80-85	2976	(23) BANDAOGO, Aziz	(13) BANDAOGO, Aziz
01/18/2023	Abilene Christian	W	84-54	2827	(13) SMALL, Tahj	(14) BANDAOGO, Aziz
01/21/2023	at Grand Canyon	W	76-74	7007	(25) DARTHARD, Le'Tre	(7) FULLER, Tim
						(7) DARTHARD, Le'Tre
						(7) BANDAOGO, Aziz
01/26/2023	at Southern Utah	L	67-79	4013	(16) HARMON, Justin	(13) BANDAOGO, Aziz
01/28/2023	New Mexico St.	W	77-72	2915	(17) HARMON, Justin	(15) BANDAOGO, Aziz
02/02/2023	at Utah Tech	W	76-69	2424	(26) DARTHARD, Le'Tre	(12) BANDAOGO, Aziz
02/08/2023	California Baptist	W	71-55	1886	(16) WOODBURY, Trey	(10) BANDAOGO, Aziz
02/11/2023	Southern Utah	W	90-83	5168	(31) DARTHARD, Le'Tre	(13) FULLER, Tim
02/18/2023	at Seattle U	W	67-58	999	(19) DARTHARD, Le'Tre	(17) BANDAOGO, Aziz
02/23/2023	at Tarleton St.	L	58-77	2017	(11) DARTHARD, Le'Tre	(8) WOODBURY, Trey
					(11) BANDAOGO, Aziz	
02/25/2023	at Abilene Christian	W	66-62	1951	(18) DARTHARD, Le'Tre	(8) WOODBURY, Trey
03/01/2023	UT Arlington	W	78-59	2574	(17) HARMON, Justin	(11) BANDAOGO, Aziz
03/03/2023	SFA	W	113-69	2267	(26) DARTHARD, Le'Tre	(11) WOODBURY, Trey
03/09/2023	vs Tarleton St.	W	72-58	0	(23) HARMON, Justin	(7) WOODBURY, Trey
03/10/2023	vs Southern Utah	L	90-96	3003	(31) WOODBURY, Trey	(8) WOODBURY, Trey
03/15/2023	at New Mexico	W	83-69	6803	(32) HARMON, Justin	(11) BANDAOGO, Aziz



2022-23 Game-by-Game Stats



2022-23 Utah Valley Men's Basketball
Team Game-by-Game
All games

Page 1/1
as of Mar 17, 2023

Opponent	Date	Score		Total		3-Pointers		Free throws		Rebounds				PF	A	TO	BLK	STL	PTS	AVG
				FG-FGA	PCT	3FG-3FGA	PCT	FT-FTA	PCT	OFF	DEF	TOT	AVG							
at Utah St.	11/07/2022	58-75	L	20-61	.328	3-19	.158	15-20	.750	7	27	34	34.0	18	8	9	3	6	58	58.0
Western Colo.	11/09/2022	91-64	W	35-62	.565	6-19	.316	15-17	.882	6	29	35	34.5	11	25	8	5	8	91	74.5
Northern Ariz.	11/12/2022	73-69	W	25-52	.481	10-23	.435	13-20	.650	8	26	34	34.3	15	20	11	9	6	73	74.0
at Wake Forest	11/15/2022	65-68	Lot	25-75	.333	4-31	.129	11-12	.917	18	35	53	39.0	19	9	11	6	6	65	71.8
vs Morgan St.	11/18/2022	72-73	Lot	20-58	.345	4-24	.167	28-35	.800	17	26	43	39.8	18	11	20	9	9	72	71.8
vs Green Bay	11/20/2022	79-56	W	27-54	.500	8-21	.381	17-21	.810	7	33	40	39.8	16	15	11	4	9	79	73.0
at Boise St.	11/26/2022	69-87	L	24-56	.429	6-17	.353	15-20	.750	8	22	30	38.4	20	7	10	1	5	69	72.4
Long Beach St.	12/03/2022	88-78	W	31-64	.484	11-30	.367	15-21	.714	12	28	40	38.6	18	24	14	14	9	88	74.4
at BYU	12/07/2022	75-60	W	24-46	.522	11-24	.458	16-24	.667	8	27	35	38.2	21	12	17	0	8	75	74.4
at Northern Ariz.	12/10/2022	80-75	Wot	25-56	.446	6-17	.353	24-32	.750	12	34	46	39.0	19	18	18	8	4	80	75.0
SAGU American Indian	12/13/2022	100-54	W	35-71	.493	9-31	.290	21-28	.750	15	32	47	39.7	15	25	10	8	13	100	77.3
Antelope Valley	12/16/2022	80-54	W	28-68	.412	8-22	.364	16-24	.667	14	35	49	40.5	14	19	14	6	12	80	77.5
at Oregon	12/20/2022	77-72	W	27-64	.422	8-20	.400	15-22	.682	8	28	36	40.2	24	14	9	5	5	77	77.5
Sam Houston	12/29/2022	80-64	W	30-59	.508	11-32	.344	9-15	.600	11	32	43	40.4	16	24	16	11	4	80	77.6
Utah Tech	12/31/2022	71-60	W	26-56	.464	8-23	.348	11-16	.688	6	28	34	39.9	26	17	17	8	11	71	77.2
at UT Arlington	01/05/2023	72-64	W	25-53	.472	4-11	.364	18-25	.720	8	32	40	39.9	19	10	14	7	3	72	76.9
at UTRGV	01/07/2023	75-61	W	26-56	.464	6-20	.300	17-18	.944	9	32	41	40.0	16	15	16	12	7	75	76.8
at California Baptist	01/11/2023	71-67	W	26-57	.456	6-13	.462	13-15	.867	9	27	36	39.8	12	10	11	5	3	71	76.4
Seattle U	01/14/2023	80-85	L	32-61	.525	5-13	.385	11-20	.550	10	28	38	39.7	17	22	12	5	6	80	76.6
Abilene Christian	01/18/2023	84-54	W	33-62	.532	7-21	.333	11-15	.733	11	41	52	40.3	19	27	17	7	5	84	77.0
at Grand Canyon	01/21/2023	76-74	W	29-64	.453	3-11	.273	15-20	.750	16	20	36	40.1	16	7	8	4	6	76	77.0
at Southern Utah	01/26/2023	67-79	L	29-61	.475	4-13	.308	5-13	.385	9	25	34	39.8	22	9	16	5	4	67	76.5
New Mexico St.	01/28/2023	77-72	W	28-60	.467	9-21	.429	12-19	.632	7	35	42	39.9	17	18	13	5	7	77	76.5
at Utah Tech	02/02/2023	76-69	W	25-56	.446	5-11	.455	21-26	.808	14	33	47	40.2	20	10	22	7	6	76	76.5
California Baptist	02/08/2023	71-55	W	28-61	.459	4-18	.222	11-15	.733	11	24	35	40.0	17	17	5	6	9	71	76.3
Southern Utah	02/11/2023	90-83	W	25-59	.424	6-25	.240	34-41	.829	15	31	46	40.2	23	18	15	5	7	90	76.8
at Seattle U	02/18/2023	67-58	W	25-66	.379	3-20	.150	14-19	.737	12	31	43	40.3	17	11	11	7	9	67	76.4
at Tarleton St.	02/23/2023	58-77	L	14-44	.318	4-18	.222	26-31	.839	8	30	38	40.3	26	7	19	11	3	58	75.8
at Abilene Christian	02/25/2023	66-62	W	27-54	.500	4-14	.286	8-10	.800	5	29	34	40.0	12	15	15	4	6	66	75.4
UT Arlington	03/01/2023	78-59	W	28-56	.500	8-18	.444	14-16	.875	11	32	43	40.1	12	20	17	9	2	78	75.5
SFA	03/03/2023	113-69	W	40-64	.625	9-20	.450	24-34	.706	8	33	41	40.2	19	33	13	12	9	113	76.7
vs Tarleton St.	03/09/2023	72-58	W	26-48	.542	7-15	.467	13-20	.650	8	29	37	40.1	15	13	20	10	6	72	76.6
vs Southern Utah	03/10/2023	90-96	L	31-56	.554	9-21	.429	19-27	.704	8	25	33	39.8	23	21	18	7	5	90	77.0
at New Mexico	03/15/2023	83-69	W	34-72	.472	7-18	.389	8-11	.727	11	38	49	40.1	15	19	12	4	5	83	77.2
Total		2624		933-2012	.464	223-674	.331	535-722	.741	347	1017	1364	40.1	607	550	469	229	223	2624	77.2
Opponents		2320		843-2163	.390	218-706	.309	416-627	.663	406	830	1236	36.4	651	383	427	100	226	2320	68.2

Utah Valley Averages

Games Played	Points/game	FG Pct	3FG Pct	FT Pct	Rebounds/game	Assists/game	Turnovers/game	Assist/Turnover ratio	Steals/game	Blocks/game
34	77.2	46.4	33.1	74.1	40.1	16.2	13.8	1.2	6.6	6.7



2022-23 Opponent Game-by-Game Stats



2022-23 Utah Valley Men's Basketball
Opponents Game-by-Game
All games

Page 1/1
as of Mar 17, 2023

Opponent	Date	Score		Total		3-Pointers		Free throws		Rebounds				PF	A	TO	BLK	STL	PTS	AVG
				FG-FGA	PCT	3FG-3FGA	PCT	FT-FTA	PCT	OFF	DEF	TOT	AVG							
at Utah St.	11/07/2022	58-75	L	29-64	.453	8-19	.421	9-16	.563	10	37	47	47.0	16	17	10	5	1	75	75.0
Western Colo.	11/09/2022	91-64	W	27-63	.429	7-24	.292	3-5	.600	9	22	31	39.0	14	11	16	0	2	64	69.5
Northern Ariz.	11/12/2022	73-69	W	25-67	.373	11-28	.393	8-10	.800	16	25	41	39.7	17	17	10	1	5	69	69.3
at Wake Forest	11/15/2022	65-68	Lot	21-65	.323	8-23	.348	18-21	.857	11	32	43	40.5	14	11	11	1	4	68	69.0
vs Morgan St.	11/18/2022	72-73	Lot	28-61	.459	7-19	.368	10-17	.588	11	22	33	39.0	27	17	13	5	11	73	69.8
vs Green Bay	11/20/2022	79-56	W	23-57	.404	5-20	.250	5-11	.455	6	21	27	37.0	18	9	14	1	3	56	67.5
at Boise St.	11/26/2022	69-87	L	33-65	.508	9-27	.333	12-16	.750	10	26	36	36.9	18	10	7	9	4	87	70.3
Long Beach St.	12/03/2022	88-78	W	29-72	.403	7-16	.438	13-19	.684	18	25	43	37.6	22	11	15	2	6	78	71.3
at BYU	12/07/2022	75-60	W	20-56	.357	4-26	.154	16-23	.696	13	20	33	37.1	19	8	13	2	9	60	70.0
at Northern Ariz.	12/10/2022	80-75	Wot	30-70	.429	7-24	.292	8-13	.615	8	21	29	36.3	22	21	7	4	8	75	70.5
SAGU American Indian	12/13/2022	100-54	W	21-60	.350	5-20	.250	7-17	.412	10	25	35	36.2	19	9	20	2	7	54	69.0
Antelope Valley	12/16/2022	80-54	W	23-60	.383	4-18	.222	4-16	.250	9	29	38	36.3	21	11	20	4	8	54	67.8
at Oregon	12/20/2022	77-72	W	24-68	.353	3-19	.158	21-28	.750	22	31	53	37.6	18	7	13	7	6	72	68.1
Sam Houston	12/29/2022	80-64	W	22-67	.328	7-23	.304	13-17	.765	15	21	36	37.5	18	10	12	1	8	64	67.8
Utah Tech	12/31/2022	71-60	W	19-53	.358	3-14	.214	19-28	.679	11	27	38	37.5	18	9	20	1	7	60	67.3
at UT Arlington	01/05/2023	72-64	W	25-67	.373	6-16	.375	8-18	.444	18	23	41	37.8	23	9	11	2	6	64	67.1
at UTRGV	01/07/2023	75-61	W	21-66	.318	7-24	.292	12-18	.667	16	22	38	37.8	16	14	13	1	7	61	66.7
at California Baptist	01/11/2023	71-67	W	26-59	.441	9-22	.409	6-10	.600	8	24	32	37.4	17	13	10	3	4	67	66.7
Seattle U	01/14/2023	80-85	L	27-65	.415	12-32	.375	19-21	.905	11	24	35	37.3	17	17	11	3	8	85	67.7
Abilene Christian	01/18/2023	84-54	W	21-70	.300	4-20	.200	8-14	.571	11	22	33	37.1	18	14	9	1	9	54	67.0
at Grand Canyon	01/21/2023	76-74	W	27-64	.422	6-21	.286	14-21	.667	21	22	43	37.4	20	8	13	4	4	74	67.3
at Southern Utah	01/26/2023	67-79	L	29-67	.433	5-14	.357	16-25	.640	16	29	45	37.7	17	4	12	2	5	79	67.9
New Mexico St.	01/28/2023	77-72	W	27-65	.415	9-24	.375	9-17	.529	8	29	37	37.7	20	14	11	3	8	72	68.0
at Utah Tech	02/02/2023	76-69	W	24-60	.400	8-20	.400	13-18	.722	6	19	25	37.2	24	9	14	4	5	69	68.1
California Baptist	02/08/2023	71-55	W	22-52	.423	3-14	.214	8-17	.471	9	26	35	37.1	19	10	13	5	0	55	67.6
Southern Utah	02/11/2023	90-83	W	28-70	.400	8-24	.333	19-26	.731	15	24	39	37.2	30	7	10	3	11	83	68.2
at Seattle U	02/18/2023	67-58	W	20-66	.303	5-23	.217	13-20	.650	11	27	38	37.2	17	4	13	3	8	58	67.8
at Tarleton St.	02/23/2023	58-77	L	19-60	.317	5-17	.294	34-38	.895	12	27	39	37.3	24	9	8	1	11	77	68.1
at Abilene Christian	02/25/2023	66-62	W	23-61	.377	10-29	.345	6-8	.750	10	24	34	37.1	17	12	16	5	9	62	67.9
UT Arlington	03/01/2023	78-59	W	24-65	.369	7-25	.280	4-7	.571	10	18	28	36.8	17	10	11	1	9	59	67.6
SFA	03/03/2023	113-69	W	25-63	.397	6-17	.353	13-23	.565	11	21	32	36.7	23	14	18	4	5	69	67.6
vs Tarleton St.	03/09/2023	72-58	W	20-56	.357	2-9	.222	16-19	.842	10	16	26	36.3	18	11	13	2	11	58	67.3
vs Southern Utah	03/10/2023	90-96	L	33-70	.471	8-21	.381	22-31	.710	15	20	35	36.3	21	12	11	3	9	96	68.2
at New Mexico	03/15/2023	83-69	W	28-69	.406	3-14	.214	10-19	.526	9	29	38	36.4	12	14	9	5	8	69	68.2
Total		2320		843-2163	.390	218-706	.309	416-627	.663	406	830	1236	36.4	651	383	427	100	226	2320	68.2
Utah Valley		2624		933-2012	.464	223-674	.331	535-722	.741	347	1017	1364	40.1	607	550	469	229	223	2624	77.2

Opponents Averages

Games Played	Points/game	FG Pct	3FG Pct	FT Pct	Rebounds/game	Assists/game	Turnovers/game	Assist/Turnover ratio	Steals/game	Blocks/game
34	68.2	39.0	30.9	66.3	36.4	11.3	12.6	0.9	6.6	2.9



2022-23 Individual Game Highs

POINTS	32	Justin Harmon at New Mexico (03/15/2023)
	31	Trey Woodbury vs Southern Utah (N) (03/10/2023)
	31	Le'Tre Darthard vs Southern Utah (02/11/2023)
	26	Le'Tre Darthard vs SFA (03/03/2023)
	26	Le'Tre Darthard at Utah Tech (02/02/2023)
FIELD GOALS MADE	13	Justin Harmon at New Mexico (03/15/2023)
	10	Trey Woodbury vs Southern Utah (N) (03/10/2023)
	10	Justin Harmon vs Tarleton St. (N) (03/09/2023)
	10	Le'Tre Darthard at Utah Tech (02/02/2023)
FIELD GOAL ATTEMPTS	20	Justin Harmon at New Mexico (03/15/2023)
	19	Justin Harmon at Wake Forest (11/15/2022)
FIELD GOAL PERCENTAGE (min 5 made)	1.000 (6-6)	Aziz Bandaogo vs Western Colo. (11/09/2022)
	.900 (9-10)	Aziz Bandaogo vs Seattle U (01/14/2023)
3 PT FG MADE	7	Trey Woodbury vs Southern Utah (N) (03/10/2023)
	7	Le'Tre Darthard vs Long Beach St. (12/03/2022)
3 PT FG ATTEMPTS	12	Le'Tre Darthard vs Sam Houston (12/29/2022)
	11	Trey Woodbury vs Southern Utah (N) (03/10/2023)
	11	Le'Tre Darthard vs Long Beach St. (12/03/2022)
	11	Le'Tre Darthard vs Long Beach St. (12/03/2022)
3 PT FG PERCENTAGE (min 2 made)	1.000 (2-2)	Cache Fields vs SFA (03/03/2023)
	1.000 (2-2)	Tahj Small vs California Baptist (02/08/2023)
	1.000 (2-2)	Aziz Bandaogo at BYU (12/07/2022)
	1.000 (2-2)	Jaden McClanahan vs Northern Ariz. (11/12/2022)
	1.000 (2-2)	Aziz Bandaogo at Utah St. (11/07/2022)
FREE THROWS MADE	16	Le'Tre Darthard vs Southern Utah (02/11/2023)
	11	Le'Tre Darthard at Northern Ariz. (12/10/2022)
FREE THROW ATTEMPTS	17	Le'Tre Darthard vs Southern Utah (02/11/2023)
	12	Justin Harmon at UT Arlington (01/05/2023)
	12	Le'Tre Darthard at Northern Ariz. (12/10/2022)
FREE THROW PERCENTAGE (min 3 made)	1.000 (8-8)	Le'Tre Darthard vs Southern Utah (N) (03/10/2023)
	1.000 (7-7)	Blaze Nield vs SFA (03/03/2023)
	1.000 (7-7)	Le'Tre Darthard at Abilene Christian (02/25/2023)
	1.000 (6-6)	Le'Tre Darthard vs UT Arlington (03/01/2023)
	1.000 (6-6)	Justin Harmon at Tarleton St. (02/23/2023)
	1.000 (6-6)	Le'Tre Darthard at California Baptist (01/11/2023)
	1.000 (6-6)	Tahj Small vs Green Bay (N) (11/20/2022)
	1.000 (5-5)	Justin Harmon at Utah Tech (02/02/2023)
	1.000 (5-5)	Le'Tre Darthard at Grand Canyon (01/21/2023)
	1.000 (5-5)	Cam Alford vs SAGU American Indian (12/13/2022)
	1.000 (5-5)	Trey Woodbury vs Long Beach St. (12/03/2022)
	1.000 (5-5)	Cam Alford vs Green Bay (N) (11/20/2022)
	1.000 (5-5)	Justin Harmon vs Morgan St. (N) (11/18/2022)
	1.000 (4-4)	Tim Fuller vs Southern Utah (N) (03/10/2023)
	1.000 (4-4)	Tahj Small vs UT Arlington (03/01/2023)
	1.000 (4-4)	Aziz Bandaogo vs Southern Utah (02/11/2023)
	1.000 (4-4)	Trey Woodbury vs Southern Utah (02/11/2023)
	1.000 (4-4)	Blaze Nield vs California Baptist (02/08/2023)
	1.000 (4-4)	Aziz Bandaogo at UTRGV (01/07/2023)
	1.000 (4-4)	Justin Harmon at UTRGV (01/07/2023)
REBOUNDS	17	Aziz Bandaogo at Seattle U (02/18/2023)
	17	Aziz Bandaogo at Wake Forest (11/15/2022)
ASSISTS	11	Trey Woodbury vs SFA (03/03/2023)
	10	Justin Harmon at UTRGV (01/07/2023)
STEALS	4	Justin Harmon vs Utah Tech (12/31/2022)
	4	Blaze Nield vs Antelope Valley (12/16/2022)
	4	Justin Harmon vs Antelope Valley (12/16/2022)
	4	Jaden McClanahan vs Morgan St. (N) (11/18/2022)
BLOCKED SHOTS	6	Aziz Bandaogo vs Southern Utah (N) (03/10/2023)
	6	Aziz Bandaogo at UTRGV (01/07/2023)
TURNOVERS	7	Justin Harmon at Northern Ariz. (12/10/2022)
	6	Trey Woodbury vs UT Arlington (03/01/2023)
	6	Justin Harmon at UTRGV (01/07/2023)
	6	Trey Woodbury at UT Arlington (01/05/2023)
	6	Tahj Small vs Sam Houston (12/29/2022)
FOULS	7	Trey Woodbury at Tarleton St. (02/23/2023)
	5	Justin Harmon vs SFA (03/03/2023)
	5	Trey Woodbury vs Southern Utah (02/11/2023)
	5	Justin Harmon vs Southern Utah (02/11/2023)
	5	Trey Woodbury at Utah Tech (02/02/2023)
	5	Justin Harmon at Grand Canyon (01/21/2023)
	5	Tim Fuller at UTRGV (01/07/2023)
	5	Tim Fuller vs Utah Tech (12/31/2022)
	5	Tim Fuller at Oregon (12/20/2022)
	5	Tim Ceaser at Oregon (12/20/2022)
	5	Tahj Small vs Antelope Valley (12/16/2022)
	5	Le'Tre Darthard at Wake Forest (11/15/2022)
	5	Justin Harmon vs Northern Ariz. (11/12/2022)

2022-23 Opponent Individual Game Highs

POINTS	29	Jalen Cone at Northern Ariz. (12/10/2022)
	26	Will Richardson at Oregon (12/20/2022)
	23	Anthony Roy vs New Mexico St. (01/28/2023)
	23	Tyree Appleby at Wake Forest (11/15/2022)
	22	Keyshawn Celestino-Clyde vs SAGU American Indian (12/13/2022)
FIELD GOALS MADE	11	Jalen Cone at Northern Ariz. (12/10/2022)
	10	Will Richardson at Oregon (12/20/2022)
FIELD GOAL ATTEMPTS	27	Jalen Cone at Northern Ariz. (12/10/2022)
	22	Justin Johnson at UTRGV (01/07/2023)
FIELD GOAL PERCENTAGE (min 5 made)	.833 (5-6)	Dario Domingos vs UT Arlington (03/01/2023)
	.800 (8-10)	Fousseyni Traore at BYU (12/07/2022)
3 PT FG MADE	5	Anthony Roy vs New Mexico St. (01/28/2023)
	4	Cameron Healy vs Southern Utah (N) (03/10/2023)
	4	Tre Armstrong at California Baptist (01/11/2023)
	4	Sherman Brashear at UTRGV (01/07/2023)
	4	Chibuzo Agbo at Boise St. (11/26/2022)
3 PT FG ATTEMPTS	12	Jalen Cone at Northern Ariz. (12/10/2022)
	10	Riley Grigsby vs Seattle U (01/14/2023)
3 PT FG PERCENTAGE (min 2 made)	1.000 (2-2)	Maizen Fausett at Southern Utah (01/26/2023)
	1.000 (2-2)	Sean Bairstow at Utah St. (11/07/2022)
FREE THROWS MADE	12	Freddy Hicks at Tarleton St. (02/23/2023)
	12	Tyree Appleby at Wake Forest (11/15/2022)
FREE THROW ATTEMPTS	15	Harrison Butler vs Southern Utah (N) (03/10/2023)
	14	Tyree Appleby at Wake Forest (11/15/2022)
FREE THROW PERCENTAGE (min 3 made)	1.000 (11-11)	Cameron Tyson vs Seattle U (01/14/2023)
	1.000 (8-8)	Lue Williams at Tarleton St. (02/23/2023)
	1.000 (6-6)	Tiger Booker at Tarleton St. (02/23/2023)
	1.000 (6-6)	Ke'el Ware at Oregon (12/20/2022)
	1.000 (5-5)	Tevian Jones vs Southern Utah (N) (03/10/2023)
	1.000 (4-4)	Freddy Hicks vs Tarleton St. (N) (03/09/2023)
	1.000 (4-4)	Cameron Healy vs Southern Utah (02/11/2023)
	1.000 (4-4)	Tobias Cameron vs Abilene Christian (01/18/2023)
	1.000 (4-4)	Cameron Huefner vs Sam Houston (12/29/2022)
	1.000 (4-4)	Qua Grant vs Sam Houston (12/29/2022)
REBOUNDS	19	Morris Udeze at New Mexico (03/15/2023)
	19	Carson Towt vs Northern Ariz. (11/12/2022)
ASSISTS	8	AJ Cajuste vs SFA (03/03/2023)
	8	Rylan Jones at Utah St. (11/07/2022)
STEALS	4	Jaelen House at New Mexico (03/15/2023)
	4	Tobias Cameron at Abilene Christian (02/25/2023)
	4	Drake Allen vs Southern Utah (02/11/2023)
	4	Xavier Pinson vs New Mexico St. (01/28/2023)
	4	Immanuel Allen vs Abilene Christian (01/18/2023)
	4	C.J. Jackson at UTRGV (01/07/2023)
BLOCKED SHOTS	4	Malik Miller vs Morgan St. (N) (11/18/2022)
	3	Kyle Hayman vs SFA (03/03/2023)
	3	Timothy Ighoefe vs California Baptist (02/08/2023)
	3	Dancell Leter at Utah Tech (02/02/2023)
	3	Xavier Fuller at Northern Ariz. (12/10/2022)
TURNOVERS	7	Isaiah Pope vs Utah Tech (12/31/2022)
	6	Freddy Hicks vs Tarleton St. (N) (03/09/2023)
	6	Lewis Andrew vs Antelope Valley (12/16/2022)
	6	Reggie Mickenes-Orr vs SAGU American Indian (12/13/2022)
	6	Reggie Mickenes-Orr vs SAGU American Indian (12/13/2022)
FOULS	5	Drake Allen vs Southern Utah (N) (03/10/2023)
	5	Freddy Hicks vs Tarleton St. (N) (03/09/2023)
	5	Jalil Beaubrun vs SFA (03/03/2023)
	5	Tobias Cameron at Abilene Christian (02/25/2023)
	5	Garry Clark at Tarleton St. (02/23/2023)
	5	Jakorie Smith at Tarleton St. (02/23/2023)
	5	Cameron Tyson at Seattle U (02/18/2023)
	5	Tevian Jones vs Southern Utah (02/11/2023)
	5	Harrison Butler vs Southern Utah (02/11/2023)
	5	Drake Allen vs Southern Utah (02/11/2023)
	5	Isaiah Pope at Utah Tech (02/02/2023)
	5	Ray Harrison at Grand Canyon (01/21/2023)
	5	Gabe McGlothlin at Grand Canyon (01/21/2023)
	5	Brandon Chatfield vs Seattle U (01/14/2023)
	5	Quincy Guerrier at Oregon (12/20/2022)
	5	Tony Mesc vs SAGU American Indian (12/13/2022)
	5	Micah Wilkerson vs SAGU American Indian (12/13/2022)



2022-23 Team Game Highs

POINTS	113	SFA (03/03/2023)
	100	SAGU American Indian (12/13/2022)
	91	Western Colo. (11/09/2022)
	90	vs Southern Utah (N) (03/10/2023)
	90	Southern Utah (02/11/2023)
FIELD GOALS MADE	40	SFA (03/03/2023)
	35	SAGU American Indian (12/13/2022)
	35	Western Colo. (11/09/2022)
FIELD GOAL ATTEMPTS	75	at Wake Forest (11/15/2022)
	72	at New Mexico (03/15/2023)
FIELD GOAL PERCENTAGE	.625 (40-64)	SFA (03/03/2023)
	.565 (35-62)	Western Colo. (11/09/2022)
3 PT FG MADE	11	Sam Houston (12/29/2022)
	11	at BYU (12/07/2022)
	11	Long Beach St. (12/03/2022)
3 PT FG ATTEMPTS	32	Sam Houston (12/29/2022)
	31	SAGU American Indian (12/13/2022)
	31	at Wake Forest (11/15/2022)
3 PT FG PERCENTAGE	.467 (7-15)	at Tarleton St. (N) (03/09/2023)
	.462 (6-13)	at California Baptist (01/11/2023)
FREE THROWS MADE	34	Southern Utah (02/11/2023)
	28	vs Morgan St. (N) (11/18/2022)
FREE THROW ATTEMPTS	41	Southern Utah (02/11/2023)
	35	vs Morgan St. (N) (11/18/2022)
FREE THROW PERCENTAGE	.944 (17-18)	at UTRGV (01/07/2023)
	.917 (11-12)	at Wake Forest (11/15/2022)
REBOUNDS	53	at Wake Forest (11/15/2022)
	52	Abilene Christian (01/18/2023)
ASSISTS	33	SFA (03/03/2023)
	27	Abilene Christian (01/18/2023)
STEALS	13	SAGU American Indian (12/13/2022)
	12	Antelope Valley (12/16/2022)
BLOCKED SHOTS	14	Long Beach St. (12/03/2022)
	12	SFA (03/03/2023)
	12	at UTRGV (01/07/2023)
TURNOVERS	22	at Utah Tech (02/02/2023)
	20	vs Tarleton St. (N) (03/09/2023)
	20	vs Morgan St. (N) (11/18/2022)
FOULS	26	at Tarleton St. (02/23/2023)
	26	Utah Tech (12/31/2022)

2022-23 Opponent Team Game Highs

POINTS	96	vs Southern Utah (N) (03/10/2023)
	87	at Boise St. (11/26/2022)
	85	Seattle U (01/14/2023)
	83	Southern Utah (02/11/2023)
	79	at Southern Utah (01/26/2023)
FIELD GOALS MADE	33	vs Southern Utah (N) (03/10/2023)
	33	at Boise St. (11/26/2022)
FIELD GOAL ATTEMPTS	72	Long Beach St. (12/03/2022)
	70	vs Southern Utah (N) (03/10/2023)
	70	Southern Utah (02/11/2023)
	70	Abilene Christian (01/18/2023)
	70	at Northern Ariz. (12/10/2022)
FIELD GOAL PERCENTAGE	.508 (33-65)	at Boise St. (11/26/2022)
	.471 (33-70)	vs Southern Utah (N) (03/10/2023)
3 PT FG MADE	12	Seattle U (01/14/2023)
	11	Northern Ariz. (11/12/2022)
3 PT FG ATTEMPTS	32	Seattle U (01/14/2023)
	29	at Abilene Christian (02/25/2023)
3 PT FG PERCENTAGE	.438 (7-16)	Long Beach St. (12/03/2022)
	.421 (8-19)	at Utah St. (11/07/2022)
FREE THROWS MADE	34	at Tarleton St. (02/23/2023)
	22	vs Southern Utah (N) (03/10/2023)
FREE THROW ATTEMPTS	38	at Tarleton St. (02/23/2023)
	31	vs Southern Utah (N) (03/10/2023)
FREE THROW PERCENTAGE	.905 (19-21)	Seattle U (01/14/2023)
	.895 (34-38)	at Tarleton St. (02/23/2023)
REBOUNDS	53	at Oregon (12/20/2022)
	47	at Utah St. (11/07/2022)
ASSISTS	21	at Northern Ariz. (12/10/2022)
	17	Seattle U (01/14/2023)
	17	vs Morgan St. (N) (11/18/2022)
	17	Northern Ariz. (11/12/2022)
	17	at Utah St. (11/07/2022)
STEALS	11	vs Tarleton St. (N) (03/09/2023)
	11	at Tarleton St. (02/23/2023)
	11	Southern Utah (02/11/2023)
	11	vs Morgan St. (N) (11/18/2022)
BLOCKED SHOTS	9	at Boise St. (11/26/2022)
	7	at Oregon (12/20/2022)
TURNOVERS	20	Utah Tech (12/31/2022)
	20	Antelope Valley (12/16/2022)
	20	SAGU American Indian (12/13/2022)
FOULS	30	Southern Utah (02/11/2023)
	27	vs Morgan St. (N) (11/18/2022)

2022-23 Team Game Lows

POINTS	58	at Tarleton St. (02/23/2023)
	58	at Utah St. (11/07/2022)
	65	at Wake Forest (11/15/2022)
	66	at Abilene Christian (02/25/2023)
	67	at Seattle U (02/18/2023)
FIELD GOALS MADE	14	at Tarleton St. (02/23/2023)
	20	vs Morgan St. (N) (11/18/2022)
FIELD GOAL ATTEMPTS	44	at Tarleton St. (02/23/2023)
	46	at BYU (12/07/2022)
FIELD GOAL PERCENTAGE	.318 (14-44)	at Tarleton St. (02/23/2023)
	.328 (20-61)	at Utah St. (11/07/2022)
3 PT FG MADE	3	at Seattle U (02/18/2023)
	3	at Grand Canyon (01/21/2023)
	3	at Utah St. (11/07/2022)
3 PT FG ATTEMPTS	11	at Utah Tech (02/02/2023)
	11	at Grand Canyon (01/21/2023)
	11	at UT Arlington (01/05/2023)
3 PT FG PERCENTAGE	.129 (4-31)	at Wake Forest (11/15/2022)
	.150 (3-20)	at Seattle U (02/18/2023)
FREE THROWS MADE	5	at Southern Utah (01/26/2023)
	8	at New Mexico (03/15/2023)
	8	at Abilene Christian (02/25/2023)
FREE THROW ATTEMPTS	10	at Abilene Christian (02/25/2023)
	11	at New Mexico (03/15/2023)
FREE THROW PERCENTAGE	.385 (5-13)	at Southern Utah (01/26/2023)
	.550 (11-20)	Seattle U (01/14/2023)
REBOUNDS	30	at Boise St. (11/26/2022)
	33	vs Southern Utah (N) (03/10/2023)
ASSISTS	7	at Tarleton St. (02/23/2023)
	7	at Grand Canyon (01/21/2023)
	7	at Boise St. (11/26/2022)
STEALS	2	UT Arlington (03/01/2023)
	3	at Tarleton St. (02/23/2023)
	3	at California Baptist (01/11/2023)
	3	at UT Arlington (01/05/2023)
BLOCKED SHOTS	0	at BYU (12/07/2022)
	1	at Boise St. (11/26/2022)
TURNOVERS	5	California Baptist (02/08/2023)
	6	at Grand Canyon (01/21/2023)
	8	Western Colo. (11/09/2022)
FOULS	11	Western Colo. (11/09/2022)
	12	UT Arlington (03/01/2023)
	12	at Abilene Christian (02/25/2023)
	12	at California Baptist (01/11/2023)

2022-23 Opponent Team Game Lows

POINTS	54	Abilene Christian (01/18/2023)
	54	Antelope Valley (12/16/2022)
	54	SAGU American Indian (12/13/2022)
	55	California Baptist (02/08/2023)
	56	vs Green Bay (N) (11/20/2022)
FIELD GOALS MADE	19	at Tarleton St. (02/23/2023)
	19	Utah Tech (12/31/2022)
FIELD GOAL ATTEMPTS	52	California Baptist (02/08/2023)
	53	Utah Tech (12/31/2022)
FIELD GOAL PERCENTAGE	.300 (21-70)	Abilene Christian (01/18/2023)
	.303 (20-66)	at Seattle U (02/18/2023)
3 PT FG MADE	2	vs Tarleton St. (N) (03/09/2023)
	3	at New Mexico (03/15/2023)
	3	California Baptist (02/08/2023)
3 PT FG ATTEMPTS	9	vs Tarleton St. (N) (03/09/2023)
	14	at New Mexico (03/15/2023)
	14	California Baptist (02/08/2023)
3 PT FG PERCENTAGE	.154 (4-26)	at BYU (12/07/2022)
	.158 (3-19)	at Oregon (12/20/2022)
FREE THROWS MADE	3	Western Colo. (11/09/2022)
	4	UT Arlington (03/01/2023)
	4	Antelope Valley (12/16/2022)
FREE THROW ATTEMPTS	5	Western Colo. (11/09/2022)
	7	UT Arlington (03/01/2023)
FREE THROW PERCENTAGE	.250 (4-16)	Antelope Valley (12/16/2022)
	.412 (7-17)	SAGU American Indian (12/13/2022)
REBOUNDS	25	at Utah Tech (02/02/2023)
	26	vs Tarleton St. (N) (03/09/2023)
ASSISTS	4	at Seattle U (02/18/2023)
	4	at Southern Utah (01/26/2023)
STEALS	0	California Baptist (02/08/2023)
	1	at Utah St. (11/07/2022)
BLOCKED SHOTS	0	Western Colo. (11/09/2022)
	1	UT Arlington (03/01/2023)
	1	at Tarleton St. (02/23/2023)
	1	Abilene Christian (01/18/2023)
	1	at UTRGV (01/07/2023)
	1	Utah Tech (12/31/2022)
	1	Sam Houston (12/29/2022)
TURNOVERS	7	vs Green Bay (N) (11/20/2022)
	1	at Wake Forest (11/15/2022)
	1	Northern Ariz. (11/12/2022)
FOULS	12	at Northern Ariz. (12/10/2022)
	7	at Boise St. (11/26/2022)
FOULS	12	at New Mexico (03/15/2023)
	14	at Wake Forest (11/15/2022)
	14	Western Colo. (11/09/2022)



The Last Time....

Four players scored in double figures	3/10/23	vs Southern Utah	Trey Woodbury 29, Tim Fuller 14, Justin Harmon 13, Le'Tre Darthard 12, Aziz Bandaogo 12
Five players scored in double figures	3/10/23	vs Southern Utah	Trey Woodbury 29, Tim Fuller 14, Justin Harmon 13, Le'Tre Darthard 12, Aziz Bandaogo 12
Six players scored in double figures	1/18/23	vs Abilene Christian	Tahj Small 13, Justin Harmon 12, Le'Tre Darthard 10, Trey Woodbury 10, Aziz Bandaogo 10, Blaze Nield 10, Tim Ceaser 10
No players scored in double figures	11/29/14	at UC Davis	
No opposing players scored in double figures	1/18/23	vs Abilene Christian	
Ten or more players score a point	3/3/23	vs Stephen F. Austin	Trey Woodbury 11 points, 11 assists, 11 rebounds
One player recorded a double-double	3/15/23	at New Mexico	Tim Fuller 14 points, 10 rebounds
Two players recorded a double-double	1/14/23	vs Seattle U	Aziz Bandaogo 23 points, 13 rebounds; Tim Fuller 14 points, 10 rebounds
One player recorded a triple double	3/3/23	vs Stephen F. Austin	Trey Woodbury 11 points, 11 assists, 11 rebounds
Two double-digit rebounders	3/1/23	vs UT Arlington	Aziz Bandaogo 11, Tim Fuller 10
Two players fouled out	2/11/23	vs Southern Utah	Justin Harmon, Trey Woodbury
Three or more players fouled out	12/9/20	vs Southern Utah	Trey Woodbury, Le'Tre Darthard, Evan Cole
A UVU player received a technical foul	3/15/23	at New Mexico	Aziz Bandaogo
An opposing player received a technical foul	3/3/23	vs Stephen F. Austin	Latrell Jossell, Kyle Hayman
A UVU coach received a technical foul	2/23/23	at Tarleton	Mark Madsen
An opposing coach received a technical foul	3/10/23	vs Southern Utah	
At least two players scored 20+ points	3/9/23	vs Tarleton	Justin Harmon 23, Trey Woodbury 21
Three players scored 20+ points	1/15/21	at Seattle U	Fardaws Aimaq 29, Jamison Overton 21, Trey Woodbury 20
Four players scored 20+ points	11/26/16	at BYU	Isaac Neilson 26, Brandon Randolph 21, Conner Toolson 21, Jordan Poydras 20
Two players scored 25+ points	12/28/10	vs Florida International	Isiah Williams 26, Holton Hunsaker 25
A player scored 30+ points	3/15/23	at New Mexico	Justin Harmon 32
A player scored 40+ points	1/29/09	at Chicago State	Ryan Toolson 63
Opposing player scored 30+ points	12/12/20	vs Wyoming	Hunter Maldonado 30
Opposing player scored 40+ points	1/26/17	vs UTRGV	Nick Dixon 41
A player attempted 20 or more field goals	3/15/23	at New Mexico	Justin Harmon 13-20

A player had five or more steals	12/1/21	vs #12 BYU	Fardaws Aimaq 5
A player had five or more blocks	3/10/23	vs Southern Utah	Aziz Bandaogo 6
A player had 10+ assists	1/7/23	at UTRGV	Justin Harmon 10
A player made 10+ free throws	12/10/22	at Northern Arizona	Le'Tre Darthard 11-12
A player shot 100% at the free throw line (min 5 FTA)	3/10/23	vs Southern Utah	Le'Tre Darthard 8-8
A player shot 100% from the floor (min 5 FGA)	11/9/22	vs Western Colorado	Aziz Bandaogo 6-6
A player shot 100% on threes (min 3 3FGA)	11/15/21	at Pepperdine	Connor Harding 4-4
Did not make a three point field goal	2/7/15	at Seattle U	0-17
Opponent did not make a 3FG	1/22/22	vs Lamar	0-9
UVU had ten or fewer turnovers	2/8/23	vs California Baptist	5
UVU had 8 or fewer turnovers	2/8/23	vs California Baptist	5
UVU had 5 or fewer turnovers	2/8/23	vs California Baptist	5
UVU committed 20+ turnovers	3/9/23	vs Tarleton	20
UVU committed 10 or less team fouls in a game	3/5/22	at New Mexico State	10
UVU scored 90 points	3/3/23	vs Stephen F. Austin	113
UVU scored 100 points	3/3/23	vs Stephen F. Austin	113
UVU scored 110 points	3/3/23	vs Stephen F. Austin	113
UVU scored 120 points	1/29/09	at Chicago State	123
Opponent scored 90 points	2/13/21	vs Dixie State	93
Opponent scored 100 points	11/26/16	at BYU	101
Opponent scored 110 points	1/29/09	at Chicago State	121
UVU scored less than 50 points in a game	3/5/22	at New Mexico State	46
Held opponent to less than 50 points in a game	3/8/22	vs Chicago State	47
UVU scored less than 40 points in a game	2/19/15	vs New Mexico State	38
Held opponent to less than 40 points in a game	12/7/13	vs St. Katherine	37
Shot 60% from the field	3/3/23	vs Stephen F. Austin	40-64, 62.5%
Shot 70% from the field in a half	1/27/22	at Chicago State	16-21, 76.2%
Shot less than 30% from the field	3/13/21	vs New Mexico State	17-57, 29.8%
Opponent shot less than 30% from the field	3/8/22	vs Chicago State	18-63, 28.6%
Opponent shot less than 20% from the field	2/11/17	at Chicago State	11-58, 19.0%
UVU shot 30+ free throws	3/3/23	vs Stephen F. Austin	24-34
UVU shot 40+ free throws	2/11/23	vs Southern Utah	34-41
Opponent shot 30+ free throws	3/10/23	vs Southern Utah	21-30



The Last Time....

Shot 100% from the free throw line	11/24/19	at North Dakota State	8-8
Shot less than 50% from the free throw line	1/26/23	at Southern Utah	5-13, 38.5%
Made 10 three pointers in a half	2/21/19	vs Chicago State	11-16
Made 15 three pointers in a game	2/21/19	vs Chicago State	16-27
Shot 60% on three pointers	2/12/22	vs New Mexico State	9-15, 60.0%
Opponent scored less than 20 points in the first half	2/26/22	vs California Baptist	18
Opponent scored less than 20 points in the second half	3/8/22	vs Chicago State	18
UVU scored less than 20 points in the first half	1/23/20	at CSU Bakersfield	19
UVU scored less than 20 points in the second half	3/12/15	vs CSU Bakersfield	18
Opponent scored 50+ points in a half	3/10/23	vs Southern Utah	56
UVU scored 50+ points in the first half	3/3/23	vs Stephen F. Austin	55
UVU scored 50+ points in the second half	3/3/23	vs Stephen F. Austin	58
UVU scored 60+ points in a half	12/17/21	vs Bethesda	60
Won by 50+ points	12/14/17	vs Bethesda	62, 106-42 W
Won by 40+ points	3/3/23	vs Stephen F. Austin	44, 113-69 W
Won by 30+ points	3/3/23	vs Stephen F. Austin	44, 113-69 W
Won by 25+ points	3/3/23	vs Stephen F. Austin	44, 113-69 W
Lost by 35+ points	11/12/13	at Oklahoma State	40-93 L
Lost by 30+ points	1/11/20	at Seattle U	50-83 L
Lost by 25+ points	1/11/20	at Seattle U	50-83 L
Played an overtime game	12/10/22	at Northern Arizona	80-75 W OT
Won in overtime	12/10/22	at Northern Arizona	80-75 W OT
Lost in overtime	11/18/22	vs Morgan State	72-73 L OT
Played a double overtime game	3/10/17	vs CSU Bakersfield	80-81 L 4OT
Played a triple overtime game	3/10/17	vs CSU Bakersfield	80-81 L 4OT
Won 10 straight games	12/3/22-1/11/23	vs Long Beach State, at BYU, at Northern Arizona, at Oregon, vs SAGU, vs Antelope Valley, vs Sam Houston, vs Utah Tech, at UT Arlington, at UTRGV, at California Baptist	11 games
Won 5 straight games	1/28/23-2/18/23	vs New Mexico State, at Utah Tech, vs California Baptist, vs Southern Utah, at Seattle U	5 games
Lost three straight games	12/9/20-11/9/21	at Grand Canyon, vs New Mexico State, at Boise State	3 games
Lost four straight games	12/9/20-1/2/21	vs Southern Utah, vs Wyoming, at Utah, at Weber State	4 games
Lost five straight games	11/26/19-12/14/19	at Mount St. Mary's, at Colorado State, vs Weber State, at Southern Utah, vs Northern Arizona	5 games

Lost when having led by 10	1/26/23	at Southern Utah	10
Lost when having led by 20	3/10/23	vs Southern Utah	23
Won when having trailed by 10+	1/11/23	at California Baptist	11
Won when having trailed by 20+	1/12/19	vs Seattle U	20
Won when having trailed by 25+	11/23/16	at Denver	27
Never trailed	3/3/23	vs Stephen F. Austin	113-69 W
Never led	11/26/22	at Boise State	69-87 L
Played in an NIT game	3/15/23	at New Mexico	83-69 W
Played in a CBI game	3/25/19	at South Florida	57-66 L
Won a postseason game	3/15/23	at New Mexico	83-69 W
Won multiple postseason games	3/15/17-3/20/17	at Georgia Southern, at Rice	
Played in a CIT game	3/3/12	vs Weber State	69-72 L
Won a share of a regular season conference title	2022-2023		
Won an outright regular season conference title	2022-2023		

**Current Streaks**

Streak	Active	All-Time
Overall	W1	W13
Home	W6	W22
Road	W2	W7
Games with a made 3	250	289
Consecutive Made Free Throws		
Returning Player Streaks	Active	All-Time
Le'Tre Darthard	12	31
Ethan Potter	3	3
Tim Ceaser	2	11
Blaze Nield	1	11
Tim Fuller	1	8
Jaden McClanahan	1	5
Trey Woodbury	0	20
Justin Harmon	0	18
Tahj Small	0	14
Aziz Bandaogo	0	8
Cam Alford	0	7
Jordan Battle	0	1
Joao Das Chagas	0	0
Cache Fields	0	0
Trevan Leonhardt	0	0
Brenden Crowther	0	0
Consecutive Games with a three-point field goal		
Returning Player Streaks	Active	All-Time
Trey Woodbury	7	14
Justin Harmon	3	10
Blaze Nield	2	4
Tahj Small	1	2
Le'Tre Darthard	1	15
Cache Fields	1	1
Tim Ceaser	0	7
Jaden McClanahan	0	2
Aziz Bandaogo	0	1
Cam Alford	0	1
Jordan Battle	0	1
Ethan Potter	0	0
Tim Fuller	0	0
Joao Das Chagas	0	0
Trevan Leonhardt	0	0
Brenden Crowther	0	0



RADIO/TV PHOTO ROSTER

**Justin Harmon**

G / 6-4 / 180 / Jr. - 1V
Chicago, Illinois
Barton Community College

**Le'Tre Darthard**

G / 6-4 / 180 / Jr. - 2V
Denton, Texas
McCook CC

**Tim Ceaser**


F / 6-9 / 210 / Jr. - 1V
Marion, Arkansas
Coastal Carolina

**Blaze Nield**

G / 6-1 / 185 / Sr. - 2V
Lehi, Utah
BYU

**Trey Woodbury**

G / 6-4 / 200 / Sr. - 3V
Las Vegas, Nevada
UNLV

**Tim Fuller**

F/C / 6-9 / 235 / RS-Sr. - 2V
Gilbert, Arizona
Weber State

**Cam Alford**

G / 6-1 / 205 / Jr. - TR
Indianapolis, Indiana
John A. Logan College

**Tahj Small**

G / 6-5 / 195 / Sr. - TR
Durham, North Carolina
Tarleton

**Raul Freire Del Toro**

G / 5-11 / 165 / Fr. - HS
Seville, Spain
IEW Birgen de Valme

**Jaden McClanahan**


G / 5-10 / 175 / Jr. - 2V
Vallejo, California
Independence CC

**Cache Fields**

G / 6-6 / 210 / Jr. - TR
Palo Alto, California
Gavilan College

**Trevan Leonhardt**

G / 6-4 / 175 / Fr. - HS
Kaysville, Utah
Davis HS

**Brenden Crowther**

G / 6-5 / 200 / Fr. - HS
Alamosa, Colorado
Alamosa HS

**Jordan Battle**

G / 6-2 / 200 / So. - HS
Chesapeake, Virginia
Hargrave Military Academy

**Joao Das Chagas**

F / 6-10 / 240 / Fr. - HS
Niquelândia, Brazil
NBA Academy Latin America

**Ethan Potter**

F / 6-8 / 205 / Fr. - HS
Layton, Utah
Layton High School

**Aziz Bandaogo**

C / 7-0 / 215 / So. - TR
Dakar, Senegal, Africa
NBA Academy Africa

**Mark Madsen**

4th Season
42-42