

GEORGIA TECH

129TH SEASON • 4 NATIONAL CHAMPIONSHIPS • 15 CONFERENCE CHAMPIONSHIPS • 45 BOWL APPEARANCES • 25 BOWL VICTORIES

GEORGIA TECH (1-1, 0-0 ACC) AT NO. 6 CLEMSON (1-1, 0-0 ACC)

SATURDAY, SEPTEMBER 18, 2021 • 3:30 P.M. ET • CLEMSON, S.C. • MEMORIAL STADIUM

MATCHUP AT A GLANCE



GEORGIA TECH	vs.	CLEMSON
1-1 (0-0 ACC).....	Record	1-1 (0-0 ACC)
Atlanta, Ga.	Location	Clemson, S.C.
1885.....	Founded	1889
35,000.....	Enrollment	24,387
Yellow Jackets, Ramblin' Wreck.....	Nickname	Tigers
Tech Gold and White.....	Colors	Tiger Orange & Regalia
Atlantic Coast (Coastal Division).....	Conference	Atlantic Coast (Atlantic Division)
Bobby Dodd Stadium at Historic Grant Field (55,000).....	Stadium (Capacity)	Memorial Stadium (81,500)
Geoff Collins.....	Head Coach	Dabo Swinney
7-17 (3rd season).....	Head Coach's Record at School	141-34 (13th season)
22-27 (5th season).....	Head Coach's Overall Record	Same
None.....	National Ranking	No. 6 (AP) / No. 6 (Coaches)
Spread Pro-Style.....	Basic Offense	Spread
33.0 (7th/52nd).....	Points Per Game (Conference/National Rank)	26.0 (11th/88th)
214.5 (3rd/34th).....	Rushing Yards Per Game (Conference/National Rank)	122.0 (11th/111th)
206.0 (10th/82nd).....	Passing Yards Per Game (Conference/National Rank)	220.0 (8th/73rd)
420.5 (7th/60th).....	Total Yards Per Game (Conference/National Rank)	342.0 (11th/94th)
4-2-5 Effort Based.....	Basic Defense	4-3
19.5 (9th/52nd).....	Points Allowed Per Game (Conference/National Rank)	6.5 (1st/3rd)
163.0 (13th/34th).....	Rushing Yards Allowed Per Game (Conference/National Rank)	112.0 (7th/47th)
123.5 (1st/8th).....	Passing Yards Allowed Per Game (Conference/National Rank)	133.5 (3rd/13th)
286.5 (6th/33rd).....	Total Yards Allowed Per Game (Conference/National Rank)	245.5 (1st/12th)
W, 45-17 vs. Kennesaw State (Sept. 11, 2021).....	Last Game	W, 49-3 vs. SC State (Sept. 11, 2021)

TOP STORYLINES

- Georgia Tech opens a stretch of eight-straight conference games on Saturday when it visits long-time rival and six-time-defending ACC champion Clemson.
- Both teams come into their ACC opener with 1-1 records, following closes losses in their season openers with romps last weekend.
- For the second-straight week, Tech outgained its opponent by more than 100 yards in last Saturday's 45-17 rout over visiting Kennesaw State. Clemson also overwhelmed an in-state NCAA Division I FCS opponent last week, topping visiting South Carolina State, 49-3.
- It's the 87th all-time meeting for Georgia Tech and Clemson, which are separated by just 121 miles on Interstate 85. Clemson is Georgia Tech's fourth-most common all-time opponent, behind only Georgia (114 meetings), Auburn (92) and Duke (88).
- The Tech-Clemson rivalry dates back to 1898 and the Yellow Jackets officially hold a commanding 50-33-2 advantage in the all-time series*.
- In last Saturday's win over Kennesaw State, Georgia Tech r-Fr. QB **Jordan Yates** threw four touchdown passes (the most ever by a Yellow Jacket in his first-career start), two of which were hauled in by Sr. WR **Kyric McGowan** (who has caught three TD passes in his first two games after transferring to Tech from Northwestern).
- R-So. **Jordan Domineck** was named ACC Defensive Lineman of the Week after becoming the first NCAA Division I FBS player in 12 years to record a sack, three tackles for loss, two forced fumbles and a fumble return for a touchdown in last Saturday's win over KSU.

* Georgia Tech vacated its win in the 2009 ACC Championship Game due to NCAA sanctions

SERIES HISTORY

Series Record (Streak):..... Georgia Tech leads 50-33-2 (Clemson; W6)
at Georgia Tech:..... Georgia Tech leads 45-16-2
at Clemson:..... Clemson leads 15-6
Neutral Sites:..... Clemson leads 2-0
Last Meeting:.....No. 1 Clemson 73, Georgia Tech 7 (Oct. 17, 2020 - Atlanta, Ga.)

TALE OF THE TAPE

Average heights and weights of players listed Above The Line (Georgia Tech) on the depth chart (Clemson):

Georgia Tech		Clemson
6-5, 313.....	Offensive Line	6-4, 313
6-4, 250.....	Tight Ends	6-5, 206
6-1, 208.....	Offensive Backs (QB and RB)	6-1, 216
6-1, 191.....	Receivers	6-2, 206
6-3, 269.....	Defensive Line	6-3, 275
6-2, 221.....	Linebackers	6-1, 225
6-2, 197.....	Defensive Backs	6-0, 194

TOP PERFORMERS AT A GLANCE

PASSING	COMP.	ATT.	INT.	YDS.	TD
Georgia Tech					
Jordan Yates	29	41	0	389	5
Clemson					
D.J. Ulagalelei	33	61	2	349	1
RUSHING	ATT.	YDS.	AVG.	TD	
Georgia Tech					
Jahmyr Gibbs	29	155	5.3	0	
Clemson					
Will Shipley	12	87	7.3	2	
RECEIVING	NO.	YDS.	AVG.	TD	
Georgia Tech					
Kyric McGowan	9	123	13.7	3	
Malachi Carter	8	132	16.5	0	
Clemson					
Joseph Ngata	9	161	17.9	0	
TACKLES	UT	AT	TT	TFL	SACK
Georgia Tech					
Ayinde Eley	11	10	21	—	—
Quez Jackson	8	10	18	2.0	1.0
Clemson					
James Skalski	11	9	20	1.0	—

2021 GEORGIA TECH SCHEDULE/RESULTS

• Overall: **1-1** | ACC: **0-0** | Place: **N/A**
 • Home: **1-1** | Away: **0-0** | Neutral: **0-0** | Streak: **W1**

Date	Opponent	Time/Result	TV
Sept. 4	NORTHERN ILLINOIS	L, 22-21	ACCN
Sept. 11	KENNESAW STATE	W, 45-17	RSN
Sept. 18	at No. 6 Clemson*	3:30 p.m.	ABC
Sept. 25	No. 21/19 N. CAROLINA*^	7:30 p.m.	ACCN
Sept. 2	rv/- PITT*	TBA	TBA
Sept. 9	at Duke*	TBA	TBA
Oct. 23	at -/rv Virginia*	TBA	TBA
Oct. 30	No. 15 VIRGINIA TECH*	TBA	TBA
Nov. 6	at No. 24/rv Miami (Fla.)*	TBA	TBA
Nov. 13	rv/rv BOSTON COLLEGE*	TBA	TBA
Nov. 20	at No. 12/10 Notre Dame	2:30 p.m.	NBC
Nov. 27	No. 2 GEORGIA	TBA	TBA

All times Eastern; Home games in **BOLD CAPS**

* ACC game

^ Mayhem at Mercedes-Benz Stadium

Ranks for past/current games = AP/Coaches ranks at time of game

Ranks for future games = current AP/Coaches rank

ON THE AIR

TV: ABC

- Play-by-Play**.....Bob Wischusen
- Analyst**.....Dan Orlovsky
- Sideline Reporter**.....Kris Budden
- Mobile Apps: ESPN
- Online: WatchESPN.com

RADIO: Georgia Tech Sports Network

- Play-by-Play**.....Andy Demetra
- Analyst**.....Sean Bedford
- Sideline Reporter**.....Wiley Ballard
- In Atlanta: 680/93.7 FM The Fan
- Across Georgia: Visit RamblinWreck.com for station affiliate list
- Satellite: Sirius 99/XM 203
- Mobile Apps: Georgia Tech Yellow Jackets, 680 The Fan, TuneIn
- Online: RamblinWreck.com, 680TheFan.com

GEORGIA TECH'S LAST GAME

vs. Kennesaw State	W, 45-17
Date	Sept. 11
Location	Atlanta, Ga. (Bobby Dodd Stadium)
Total Offense	412
Rushing	158
Passing	254
Turnovers	0
Total Defense	272
Rushing	161
Passing	111
Takeaways	3
Passing Leader	
Jordan Yates.....	17-23-0, 254 yds., 4 TD
Receiving Leaders	
Kyric McGowan.....	6 rec., 91 yds., 2 TD
Jahmyr Gibbs.....	2 rec., 44 yds.
Rushing Leaders	
Dontae Smith.....	8 att., 82 yds., 1 TD
Jahmyr Gibbs.....	2 att., 44 yds.
Defensive Leaders	
Ayinde Eley.....	10 TKL, 1 QBH
Jordan Domineck...	5 TKL, 1.0 SK, 3.0 TFL, 2 FF, 1 TD
Charlie Thomas.....	5 TKL, 1.0 TFL, 2 INT

GEORGIA TECH MEDIA AVAILABILITY

TUE 14	WED 15	THURS 16	FRI 17	SAT 18	SUN 19	MON 20
<p>Approx. 8:30 a.m. – Approx. first 30 min. of practice open to media (Rose Bowl Field – enter at gate at corner of Fowler Street and 6th Street)</p> <p>Approx. 10:45 a.m. – Head coach Geoff Collins weekly press conference, followed by media availability with offensive coordinator Dave Patenaude and defensive coordinator Andrew Thacker (Bobby Dodd Stadium – north concourse)</p>	<p>Approx. 8:30 a.m. – Approx. first 30 min. of practice open to media (Bobby Dodd Stadium – enter at Callaway Plaza on north end of stadium)</p> <p>Approx. 10:30 a.m. – Media availability – selected student-athletes (Bobby Dodd Stadium – north concourse)</p> <p>7-8 p.m. – <i>Geoff Collins Show</i> (Xtra 106.3 FM/1230 AM in Atlanta)</p>	<p>NO AVAILABILITY</p>	<p>NO AVAILABILITY</p>	<p>3:30 p.m. - GT at Clemson (Clemson, S.C. - Memorial Stadium) TV: ABC</p> <p>Postgame press conference - Head coach Geoff Collins and selected student-athletes (location: TBA)</p>	<p>NO AVAILABILITY</p>	<p>NO AVAILABILITY</p>

GEORGIA TECH ATHLETICS COMMUNICATIONS & PUBLIC RELATIONS

- Assistant A.D./Communications & P.R. (Primary Football Contact):** Mike Flynn
Office: (404) 894-5445 • **Mobile:** (828) 964-6406
Email: mflynn@athletics.gatech.edu
- Assistant Director/Communications & P.R. (Secondary Football Contact):** Andrew Clausen
Office: (404) 894-5445 • **Mobile:** (678) 764-0867
Email: aclausen@athletics.gatech.edu
- Associate Director/Communications & P.R. (Football Credentials):** Mike Stamus
Office: 404-894-5445 • **Mobile:** (404) 218-9723
Email: mstamus@athletics.gatech.edu

FOLLOW GEORGIA TECH ONLINE
OFFICIAL WEBSITE: www.RamblinWreck.com

 @GTathletics
 @GeorgiaTechFB
 @GTFootball
 @CoachCollins

 /GTathletics
 /GTFootball

 @GTathletics
 @GeorgiaTechFB
 @CoachCollins


@GeorgiaTechFB



RamblinWreckTube

GEORGIA TECH FOOTBALL BY THE NUMBERS

2

After ranking 119th nationally last season in penalty yards per game (74.9), Georgia Tech ranks is No. 2 in the nation this season with just 18 penalty yards per game through two contests.

3

Georgia Tech r-So. DL **Jordan Domineck** was named ACC Defensive Lineman of the Week for the third time in his career after becoming only the third NCAA Division I FBS student-athlete since 2000 to record a sack, three tackles for loss, two forced fumbles and a fumble return for touchdown in a single game in last week's 45-17 win over Kennesaw State.

4

R-Fr. QB **Jordan Yates'** four touchdown passes in last Saturday's win over Kennesaw State were the most ever by a Yellow Jacket in his first collegiate start.

13

Georgia Tech's roster includes just 13 seniors eligibility-wise, which is the fourth-fewest among all Power Five-conference teams (Colorado - 6, Oregon - 8, Utah - 11).

18

Eighteen Georgia Tech football student-athletes have already achieved the goal of earning a bachelor's degree.

74

Seventy-four of the 124 student-athletes on Georgia Tech's 2021 roster are freshmen, eligibility-wise. The roster also includes 23 sophomores, 14 juniors and 13 seniors.

100

Georgia Tech has outgained its opponent by more than 100 yards in each of its first two games this season. The Yellow Jackets outgained Northern Illinois by 128 yards (429-301) and Kennesaw State by 140 yards (412-272), marking the first time in three seasons under head coach **Geoff Collins** that the Jackets have outgained their opponent by 100 yards or more in consecutive games.

123.5

Georgia Tech leads the ACC and ranks eighth nationally in pass defense, surrendering just 123.5 passing yards per game this season.

A GEORGIA TECH WIN WOULD ...

- up it to 2-1 overall (1-0 ACC) this season;
- be its first win over a nationally ranked team since a 28-22 victory over No. 17 Virginia Tech on Nov. 11, 2017;
- be its first road win over a nationally ranked team since a 30-20 victory at No. 8 Virginia Tech on Nov. 12, 2016;
- be its first win over a top-10 opponent since a 22-16 win over No. 9 Florida State on Oct. 24, 2015 (the "Miracle on Techwood Drive" game);
- be its first road win over a top-10 opponent since a 30-24 victory at No. 9 Georgia on Nov. 29, 2014;
- snap a six-game losing streak versus Clemson;
- be only its second win over Clemson in the last 10 meetings;
- officially up it to 51-33-2 all-time versus Clemson*;
- mark the second-straight season that the Yellow Jackets open ACC play with a road victory (Tech won at Florida State, 16-13, in last year's season and ACC opener).

A GEORGIA TECH LOSS WOULD ...

- drop it to 1-2 overall and 0-1 in ACC play;
- be its seventh-straight loss to Clemson;
- officially drop it to 50-34-2 all-time versus Clemson*;
- be its ninth-straight loss to a nationally ranked opponent;
- be its fifth-straight road loss to a nationally ranked opponent;
- be its 10th-straight loss to a top-10 opponent;
- be its sixth-straight road loss to a top-10 opponent;

* Georgia Tech vacated its win in the 2009 ACC Championship Game due to NCAA sanctions

GEORGIA TECH THIRD-YEAR HEAD COACH — GEOFF COLLINS

Geoff Collins, an Atlanta area native and one of college football's most successful and innovative coaches, is in his third season as Georgia Tech football's head coach. He was named the 20th football head coach in Georgia Tech history on Dec. 7, 2018.

Born in Decatur, Ga. and raised in Conyers, Ga., Collins took the reins at Georgia Tech after serving as the head coach at Temple University in 2017 and 2018.

Despite the challenges associated with overhauling Georgia Tech's football culture, including installing a pro-style spread offensive attack after 11 years of option football at Tech, as well as the unprecedented and unexpected obstacles presented by the Covid-19 pandemic, Collins' two-year tenure as the Yellow Jackets' head coach has been marked by a bevy of accomplishments. They include:

- Back-to-back nationally lauded recruiting classes. Collins' first full recruiting class at Georgia Tech in 2020 was ranked No. 24 nationally by *Rivals*, then re-ranked No. 8 nationally by *Bleacher Report* during the '20 season based on the impressive play of Tech's newcomers, which included three true-freshman starters on offense: RB Jahmyr Gibbs (who earned freshman all-America recognition from The Athletic), QB Jeff Sims and RT Jordan Williams. It was only the second top-25 recruiting class in Georgia Tech history, and the first since 2007, a class that was compiled when Collins served as the Yellow Jackets' director of player personnel. His second recruiting class at Tech in 2021 is also a top-20 class when including the rankings of eight highly ranked transfers, six of which have multiple seasons of eligibility remaining. In all, Georgia Tech has added 18 four- or five-star recruits and 13 of the 45 highest-ranked recruits in program history (according to *247Sports*) since the arrival of Collins and his staff in January 2019.

- The development of three NFL Draft picks in two seasons – TE Tyler Davis (2020), WR Jalen Camp (2021) and P Pressley Harvin III (2021). Davis, who was recruited by Collins to come to The Flats as a graduate transfer in 2019, became Georgia Tech's first NFL Draft pick at any position in three years, the first non-specialist to be drafted from Tech in four years, the first Yellow Jacket tight end to be selected in 28 years and, as a sixth-round pick, the highest selection ever for a GT tight end in the NFL Draft. When Camp and Harvin were both selected in 2021, it marked the first time that Tech had multiple picks in the same NFL Draft since 2016.

- Harvin winning the 2020 Ray Guy Award as college football's top punter. Under Collins' tutelage, Harvin became the first Yellow Jacket to win one of college football's major individual awards since Durant Brooks won the Guy Award in 2007 and only the third unanimous All-American in Georgia Tech history, joining Calvin Johnson (2006) and Ken Swilling (1990)

- Memorable victories, including a 28-21 overtime win at Miami in 2019 (Tech's first-ever win over the Hurricanes at Miami's Hard Rock Stadium), a thrilling 16-13 come-from-behind triumph at Florida State to open the 2020 season (the Yellow Jackets' first season-opening true road win since 2007) and a perfect record in nationally televised primetime contests – a 28-26 win over NC State in 2019 and a 46-27 victory over Louisville in 2020.

Prior to taking the reins at Georgia Tech, Collins put together the most successful first two seasons by a head coach in Temple's 121-year football history. Collins compiled 15 wins and led Temple to two bowl games in his two seasons with the Owls, which are both school records for a coach in his first two campaigns at TU.

In his first season at Temple, Collins led the Owls a 28-3 win over Florida International in the 2017 Gasparilla Bowl, which was good for only the third bowl victory in school history and its first since 2011.

He coached the Owls to an 8-4 record and 7-1 mark in the American Athletic Conference in 2018, with Temple's only conference defeat coming at No. 8-ranked and undefeated UCF. The 8-4 campaign earned Temple a berth in the Independence Bowl.

Prior to becoming head coach at Temple, Collins was one of the nation's most respected defensive coordinators, serving in the role at Florida (2015-16), Mississippi State (2013-14, co-DC: 2011-12), FIU (2010) and his alma mater, Western Carolina (2002-05).

Highlights of his career as a coordinator included ranking among the nation's top 10 in total defense in each of his two seasons at Florida (No. 8 in 2015 and No. 5 in 2016), ranking among the top 25 nationally in total defense (18th – 2013) and scoring defense (23rd – 2014) during his two seasons calling plays at Mississippi State and leading the Sun Belt Conference in total defense, scoring defense and turnover margin in his lone campaign at FIU (2010).

He is the only coach to ever be nominated for the Broyles Award, given to college football's top assistant coach, at three different schools (FIU – 2010, Mississippi State – 2014 and Florida – 2015).

Collins' coaching career also includes a pair of prior stints at Georgia Tech. He first came to The Flats as a graduate assistant (1999-2000), then tight ends coach (2001) under head coach George O'Leary from 1999-2001, followed by a year as director of player personnel under head coach Chan Gailey in 2006.

During his initial three seasons at Georgia Tech under O'Leary, the Yellow Jackets were 25-12 with three-consecutive bowl appearances. As the Jackets' director of player personnel in 2006, Collins led the efforts to land a recruiting class that included Derrick Morgan (all-American, first-round NFL Draft pick), Morgan Burnett (all-American, third-round NFL Draft pick), Joshua Nesbitt (quarterbacked GT to two ACC Championship Games) and Jonathan Dwyer (the sixth-leading rusher in GT history).

Collins has also served on the staffs at Western Carolina (student assistant – 1993-94), Franklin (N.C.) H.S. (assistant coach – 1995), Fordham (linebackers coach – 1996), Albright (defensive coordinator – 1997-98), Alabama (director of player personnel – 2007) and UCF (linebackers coach/recruiting coordinator – 2008-09).

In all, Collins has recruited and/or coached more than three dozen players that have gone on to play in the National Football League. Among Collins' pupils in the NFL are Philadelphia Eagles All-Pro defensive tackle Fletcher Cox (a consensus All-American at Mississippi State and No. 12 overall pick in the 2012 NFL Draft), Tampa Bay Buccaneers cornerback Vernon Hargreaves (a consensus All-American at Florida and No. 11 overall pick in the 2016 NFL Draft), Atlanta Falcons safety Keanu Neal (the No. 17 overall pick in the 2016 NFL Draft) and Indianapolis Colts cornerback Rock Ya-Sin (who earned first-team all-American Athletic Conference honors at Temple after transferring from Presbyterian College and went on to be selected in the second round of the 2019 NFL Draft).

In addition to being renowned as a coach, strategist and evaluator, Collins is also widely recognized as the nation's top head coach when it comes to branding his football program, particularly when it comes to utilizing social media in branding and recruiting efforts. His expertise in marketing and branding has led to him being a guest lecturer for Georgia Tech's Scheller College of Business executive MBA program and a featured speaker at the 2019 Hashtag Sports conference in New York City. Under Collins, Tech became only

the second college football program in the nation to partner with renowned creative agency J1S and the first program in the nation to enter into a partnership with best-selling author and branding consultant Jeremy Darlow. Collins' focus on giving his student-athletes the resources and tools to assist in building their personal brand is a main reason that Georgia Tech is widely expected to be a place where student-athletes can maximize opportunities in the name, image and likeness era.

Collins' innovations in utilizing social media to aid in recruiting efforts have not only helped Georgia Tech land the two highest-rated recruiting classes in school history, but also helped Alabama sign the No. 1 class in the nation in 2007-08. Alabama's 2008 signing class included running back Mark Ingram, who went on to become the first Heisman Trophy winner in Crimson Tide history in 2009.

As a student-athlete, Collins totaled 194 career tackles as an outside linebacker and defensive back at Western Carolina (1989-92). He had 68 tackles and six tackles for loss as a junior and helped lead WCU to a 7-4 record with 62 stops, including five behind the line of scrimmage, as a senior.

Collins, 50, is married to the former Jennifer Haynes. They have a daughter, Astrid (5).

THE GEOFF COLLINS FILE

Personal

Hometown: Conyers, Ga.
 Birthdate: April 10, 1971 (50 years old)
 Education: Western Carolina, 1994
 Family: Wife: Jennifer; Daughter: Astrid (5)

Coaching Experience

1993-94 – Western Carolina (student assistant)
 1995 – Franklin (N.C.) H.S. (assistant coach)
 1996 – Fordham (linebackers coach)
 1997-98 – Albright (defensive coordinator)
 1999-2000 – Georgia Tech (graduate assistant)
 2001 – Georgia Tech (tight ends coach)
 2002-05 – Western Carolina (defensive coordinator)
 2006 – Georgia Tech (recruiting coordinator)
 2007 – Alabama (director of player personnel)
 2008-09 – UCF (linebackers coach/recruiting coordinator)
 2010 – Florida International (defensive coordinator)
 2011-12 – Mississippi State (co-defensive coordinator)
 2013-14 – Mississippi State (defensive coordinator)
 2015-16 – Florida (defensive coordinator)
 2017-18 – Temple (head coach)
 2019-present – Georgia Tech (head coach)

COLLINS' CAREER HIGHLIGHTS

- 28th season in the college football coaching profession
- 19th season at an NCAA Division I FBS institution
- fifth season as a head coach
- 13 seasons as a defensive coordinator

Head Coaching Experience prior to Georgia Tech

2017 – Temple
 7-6 overall, 4-4 AAC
 def. Florida International, 28-3, in 2017 Gasparilla Bowl
Temple's first bowl win since 2011, only the third bowl win in school history

2018 – Temple
 8-4 overall, 7-1 AAC
only conference loss at No. 8-ranked and undefeated UCF faced Duke in 2018 Independence Bowl

GEORGIA TECH-CLEMSON SERIES HISTORY

• Georgia Tech and Clemson are meeting for the 87th time in a series that dates back to 1898.

• The Yellow Jackets officially hold a commanding 50-33-2 advantage in the all-time series*.

• Georgia Tech is 44-16-2 against Clemson in games played in Atlanta, including a 38-12-1 record at Bobby Dodd Stadium/Grant Field, but is just 6-15 all-time at Clemson's Memorial Stadium.

• Clemson has won each of the last five games in the series, dating back to Georgia Tech's 28-6 win over the No. 18-ranked Tigers on Nov. 15, 2014 in Atlanta.

• Clemson is Georgia Tech's fourth-most common all-time opponent.

GEORGIA TECH'S MOST COMMON OPPONENTS

	Games	First Meeting	Series Record
Georgia	114	1893	UGA leads 68-41-5
Auburn	92	1892	AU leads 47-41-4
Duke	88	1933	GT leads 52-35-1
Clemson	86	1898	GT leads 50-33-2*
North Carolina	55	1915	GT leads 30-22-3

GEORGIA TECH-CLEMSON SERIES RESULTS (GEORGIA TECH ACC ERA — 1983-PRESENT)

DATE	RANK			GT RESULT	
	GT	CU	H/A	W/L/T	SCORE
9/24/1983	—	—	a	L	14-41
9/29/1984	18	13	h	W	28-21
9/28/1985	—	—	a	W	14-3
9/27/1986	—	—	h	L	3-27
9/26/1987	—	9	a	L	12-33
9/24/1988	—	12	h	L	13-30
10/14/1989	—	14	a	W	30-14
10/13/1990	18/15	15/14	h	W	21-19
9/28/1991	19/18	7/5	a	L	7-9
9/26/1992	—	16/14	h	W	20-16
9/25/1993	—	—	a	L	13-16
11/12/1994	—	—	a	L	10-20
10/28/1995	—	—	h	L	3-24
10/19/1996	22/24	—	a	L	25-28
9/27/1997	—	17/21	h	W	23-20
11/12/1998 (TH)	22/23	—	a	W	24-21
11/13/1999	13/14	—	h	W	45-42
10/28/2000	—	5/4	a	W	31-28
9/29/2001	9/11	-7/25	h	LOT	44-47
9/14/2002	—	—	a	L	19-24
9/20/2003	—	—	h	L	3-39
9/11/2004	—	20/18	a	W	28-24
10/29/2005	—	—	h	W	10-9
10/21/2006	13/13	12/12	a	L	7-31
9/29/2007	—	13/13	h	W	13-3
10/18/2008	—	—	a	W	21-17
9/10/2009 (TH)	15/13	—	h	W	30-27
12/5/2009 #	12/12	25/RV	n	W	39-34*
10/23/2010	—	—	a	L	13-27
10/29/2011	—	6/6	h	W	31-17
10/6/2012	—	16/20	a	L	31-47
11/14/2013 (TH)	—	8/6	a	L	31-55
11/15/2014	24/23	18/17	h	W	28-6
10/10/2015	—	6/6	a	L	24-43
9/22/2016 (TH)	RV/RV	5/3	h	L	7-26
10/28/2017	—	7/7	a	L	10-24
9/22/2018	—	3/2	h	L	21-49
8/29/2019	—	1/1	a	L	14-52
10/17/2020	—	1/1	h	L	7-73

2009 ACC Championship (Charlotte, N.C.)

• After playing their first two games at neutral sites (Augusta, Ga. in 1898, Greenville, S.C. in 1899), the schools' next 41 gridiron matchups between 1902-1973 were all held at Georgia Tech. After playing at Clemson's Memorial Stadium for the first time in 1974, the next three matchups were all played at Georgia Tech (1975-77) before the teams started alternating home and away games when Georgia Tech began ACC play in 1983.

• In 38 official matchups since the Yellow Jackets joined the Tigers in the ACC in 1983, Clemson holds a slim 22-16 advantage*.

* Georgia Tech vacated its win in the 2009 ACC Championship Game due to NCAA sanctions

GEORGIA TECH IN ACC OPENERS

• Georgia Tech is 19-19 in Atlantic Coast Conference openers since officially beginning ACC play in 1983.

• Tech is 12-5 in ACC openers since 2004, including last year's thrilling 16-13 win at Florida State.

• Georgia Tech is playing its ACC opener away from home for the 24th time in 39 overall seasons in the league. The Jackets are 11-12 in ACC openers played away from home.

GEORGIA TECH'S ALL-TIME ACC OPENERS

Date	Opponent	Result
Sept. 24, 1983	at Clemson	L, 41-14
Sept. 29, 1984	Clemson	W, 28-21
Sept. 21, 1985	Virginia	L, 24-13
Sept. 20, 1986	at Virginia	W, 28-14
Sept. 19, 1987	North Carolina	L, 30-23
Sept. 17, 1988	at Virginia	L, 17-18
Sept. 9, 1989	at No. 25 NC State	L, 38-26
Sept. 8, 1990	NC State	W, 21-13
Sept. 19, 1991	Virginia	W, 24-21
Sept. 19, 1992	at No. 20 Virginia	L, 55-24
Sept. 16, 1993	No. 25 Virginia	L, 35-14
Sept. 24, 1994	Duke	L, 27-12
Sept. 16, 1995	at No. 16 Virginia	L, 41-14
Sept. 7, 1996	at NC State	W, 28-16
Sept. 20, 1997	at Wake Forest	W, 28-26
Sept. 26, 1998	at North Carolina	W, 43-21
Sept. 11, 1999	at No. 1 Florida State	L, 41-35
Sept. 9, 2000	No. 2 Florida State	L, 26-21
Sept. 29, 2001	Clemson	L, 47-44 (OT)
Sept. 14, 2002	at Clemson	L, 24-19
Sept. 13, 2003	at No. 10 Florida State	L, 14-13
Sept. 11, 2004	at No. 20 Clemson	W, 28-24
Sept. 10, 2005	North Carolina	W, 27-21
Sept. 21, 2006	Virginia	W, 24-7
Sept. 15, 2007	No. 21 Boston College	L, 24-10
Sept. 6, 2008	at Boston College	W, 19-16
Sept. 10, 2009	Clemson	W, 30-27
Sept. 18, 2010	at North Carolina	W, 30-24
Sept. 24, 2011	North Carolina	W, 35-28
Sept. 3, 2012	at Virginia Tech	L, 20-17 (OT)
Sept. 14, 2013	at Duke	W, 38-14
Sept. 20, 2014	at Virginia Tech	W, 27-24
Sept. 26, 2015	at Duke	L, 30-24
Sept. 3, 2016	vs. Boston College^	W, 17-14
Sept. 25, 2017	Pitt	W, 35-17
Sept. 15, 2018	at Pitt	L, 24-19
Aug. 29, 2019	at Clemson	L, 52-14
Sept. 12, 2020	at Florida State	W, 16-13

^ Dublin, Ireland

GEORGIA TECH ALL-TIME vs. AP TOP 25

	ALL	H	A	N	BOWL
Top 25	92-178-6	49-80-4	26-85-2	17-13	16-8
vs. ACC	29-47	18-21	10-24	1-2	0-0
vs. No. 1	2-10-1	1-3-1	1-7	0-0	0-0
vs. No. 2	0-10-1	0-5-1	0-4	0-1	0-0
vs. No. 3	1-11	0-6	1-5	0-0	0-0
vs. No. 4	3-11	2-7	1-4	0-0	0-0
vs. No. 5	3-13	1-8	2-6	0-0	0-0
vs. No. 6	5-6	3-4	1-2	1-0	1-0
vs. No. 7	3-13	2-5	0-6	1-2	1-1
vs. No. 8	5-10	3-4	1-6	1-0	1-0
vs. No. 9	7-11	4-3	1-6	1-1	1-1
vs. No. 10	4-10	0-4	1-5	3-1	3-1
vs. No. 11	4-7	1-2	1-4	2-1	2-1
vs. No. 12	5-6	2-2	2-4	1-0	1-0
vs. No. 13	5-7	2-2	2-3	1-2	1-1
vs. No. 14	2-12	1-7	1-5	0-0	0-0
vs. No. 15	4-6-2	3-5-1	0-1-1	1-0	1-0
vs. No. 16	5-5-2	4-0-1	1-4-1	0-1	0-0
vs. No. 17	9-5	6-2	1-1	2-2	2-2
vs. No. 18	7-7	4-3	3-4	0-0	0-0
vs. No. 19	7-3	2-1	3-2	2-0	2-0
vs. No. 20	4-7	3-4	1-3	0-0	0-0
vs. No. 21	1-1	1-1	0-0	0-0	0-0
vs. No. 22	2-4	2-2	0-2	0-0	0-0
vs. No. 23	3-1	1-0	2-0	0-1	0-1
vs. No. 24	0-0	0-0	0-0	0-0	0-0
vs. No. 25	2-4*	1-2	0-1	1-1	0-0

* One win vacated due to NCAA sanctions

ASSOCIATED PRESS TOP 25 POLL (WEEK 3)

Team (1st-place votes)	Record	Points	Trend
1. Alabama (60)	2-0	1572	-
2. Georgia (3)	2-0	1514	-
3. Oklahoma	2-0	1402	+1
4. Oregon	2-0	1355	+8
5. Iowa	2-0	1263	+5
6. Clemson	1-1	1246	-
7. Texas A&M	2-0	1206	-2
8. Cincinnati	2-0	1149	-1
9. Ohio State	1-1	1029	-6
10. Penn State	2-0	1005	+1
11. Florida	2-0	935	+2
12. Notre Dame	2-0	926	-4
13. UCLA	2-0	804	+3
14. Iowa State	1-1	593	-5
15. Virginia Tech	2-0	591	+4
16. Coastal Carolina	2-0	562	+1
17. Ole Miss	2-0	550	+3
18. Wisconsin	1-1	499	-
19. Arizona State	2-0	347	+4
20. Arkansas	2-0	277	NR
21. North Carolina	1-1	268	+3
22. Auburn	2-0	233	+3
23. BYU	2-0	213	NR
24. Miami (Fla.)	1-1	177	-2
25. Michigan	2-0	163	NR

Others receiving votes: UCF 111, TCU 103, Liberty 52, Michigan State 44, USC 39, Indiana 34, LSU 31, Kansas State 30, Nevada 28, Oklahoma State 27, Texas 23, Maryland 14, Pittsburgh 13, Kentucky 13, Stanford 10, Utah 9, Boston College 8, Toledo 2, Texas Tech 2, Fresno State 2, Army 1

USA TODAY COACHES TOP 25 POLL (WEEK 3)

Team (1st-place votes)	Record	Points	Prev.
1. Alabama (64)	2-0	1624	-
2. Georgia (1)	2-0	1558	-
3. Oklahoma	2-0	1454	+1
4. Oregon	2-0	1356	+7
5. Texas A&M	2-0	1307	-
6. Clemson	1-1	1279	-
7. Iowa	2-0	1165	+5
8. Cincinnati	2-0	1114	-
9. Florida	2-0	1095	-
10. Notre Dame	2-0	1059	-3
11. Ohio State	1-1	1041	-8
12. Penn State	2-0	995	+1
13. UCLA	2-0	787	+3
14. Iowa State	1-1	611	-4
15. Virginia Tech	2-0	591	+6
16. Ole Miss	2-0	546	+4
17. Wisconsin	1-1	537	-
18. Coastal Carolina	2-0	492	+1
19. North Carolina	1-1	300	+3
20. Auburn	2-0	264	NR
21. Arizona State	2-0	246	+4
22. Oklahoma State	2-0	222	+1
23. BYU	2-0	213	NR
24. Arkansas	2-0	196	NR
25. Michigan	2-0	180	NR

Others receiving votes: Miami (Fla.) 137, USC 99, UCF 65, Liberty 63, Michigan State 63, TCU 57, Pittsburgh 52, Kentucky 50, Utah 41, Texas 36, Kansas State 28, Indiana 28, LSU 26, Boston College 22, Nevada 18, Fresno State 13, SMU 10, Rutgers 10, Army 9, Mississippi State 9, Louisiana 9, San Diego State 9, Tulane 6, Maryland 6, NC State 5, San José State 5, Marshall 4, Virginia 4, Air Force 3, Stanford 3, UTSA 1, Memphis 1, Boise State 1

Georgia Tech opponents in italics



OFFENSE

• For the majority of observers, the most noticeable change when head coach **Geoff Collins** took the reins at Georgia Tech prior to the 2019 season was the transition from the option-based offense that the Yellow Jackets ran under former head coach Paul Johnson for 11 seasons to a spread, pro-style offense.

• Leading the transition to Georgia Tech's spread, pro-style offense is offensive coordinator/quarterbacks coach **Dave Patenaude**. Patenaude also served as the offensive coordinator and quarterbacks coach under Collins for two seasons at Temple (2017-18).

• With Patenaude at the helm of Temple's offense, the Owls amassed two of the three highest single-season passing totals in school history (3,273 yards in 2017, 3,297 yards in 2018).

• Through two games this season, Georgia Tech is averaging 420.5 yards per game, more than 30 yards per game better than last season's 389.9 yards-per-game average.

• The trendline continues to move in a positive direction for Georgia Tech's offense since Patenaude took the reins in 2019. Tech's 389.9 yards of total offense per game last season was 103.6 yards per game more than the Yellow Jackets averaged in 2019, when it finished last in the ACC and 127th out of 130 teams nationally with 286.3 ypg.

GEORGIA TECH OFFENSE (UNDER GEOFF COLLINS)

	Total YPG	Rush YPG	Pass YPG	Pts. PG
2021	420.5	214.5	206.0	33.0
2020	389.9	190.8	199.1	23.9
2019	286.3	152.4	133.9	16.7

• The Yellow Jackets' two yardage outputs this season (429 yards vs. Northern Illinois and 412 vs. Kennesaw State) are their sixth- and seventh-highest yardage totals in their last 28 games, dating back to Nov. 10, 2018

MOST TOTAL OFFENSE IN A GAME (LAST 28 GAMES)

Total Yds.	Opponent	Date
1. 523	Duke	Nov. 28, 2020
2. 471	UCF	Sept. 19, 2020
3. 453	at Syracuse	Sept. 26, 2020
4. 450	Louisville	Oct. 9, 2020
5. 438	at Florida State	Sept. 12, 2020
6. 429	Northern Illinois	Sept. 4, 2021
7. 412	Kennesaw State	Sept. 11, 2021
412	at NC State	Dec. 5, 2020

• Georgia Tech's 25 first downs against NIU (Sept. 4) are the most that it has recorded in three seasons under Collins and its most in the last 28 games overall, dating back to the Yellow Jackets picking up 27 first downs at North Carolina on Nov. 3, 2018.

• Tech's 17-play, 97-yard touchdown drive in the second quarter against Northern Illinois matched the 11th-longest scoring drive by yards in program history (longest since a 99-yard TD drive at Pitt on Sept. 15, 2018) and the 21st-longest scoring drive by plays in program history (longest since a 17-play field goal drive and 18-play TD drive vs. North Carolina on Sept. 30, 2017).

• The Yellow Jackets' 273 rushing yards against NIU marked the fifth time in Collins' 24 games at the helm that Georgia Tech has rushed for at least 260 yards, which is tied for the second-most in the Atlantic Coast Conference during that span (Boston College - 7; Clemson - 5; North Carolina - 5; Virginia Tech - 5).

• Georgia Tech racked up at least 400 yards of total offense six times in 2020, marking only the second time in the last six seasons that the Yellow Jackets had at least 400 yards in six of their first 10 games of a season (Tech also eclipsed the 400-yard mark six times in its first 10 games of 2018).

• This season marks the second-straight year that Tech has opened the season with consecutive 400-yard games. Last season, the Yellow Jackets had at least 400 yards of total offense in each of their first four games of last season (438 at Florida State, 471 vs. UCF, 453 at Syracuse, 450 vs. Louisville). Prior to the beginning of the 2020 season, the Jackets had gone 16 games without compiling 400 yards of total offense, with their last 400-yard game coming on Nov. 3, 2018 at North Carolina.

• Prior to last year, the last time that Georgia Tech had four-straight 400-yard games at any point in a season was in 2011, the last time the Yellow Jackets opened a season with four-straight 400-yard games was in 2011 and the last time the Jackets opened a season with 400-yard games against four-straight NCAA Division I-A/FBS opponents was 1999.

THE LAST TIME GEORGIA TECH HAD 400 YARDS OF TOTAL OFFENSE IN FOUR-STRAIGHT GAMES (PRIOR TO 2020)

At any point in a season: 2014

- Oct. 18 at North Carolina — 611
- Oct. 25 at Pitt — 612
- Nov. 1 vs. Virginia — 409
- Nov. 8 at NC State — 549

To open a season: 2011

- Sept. 1 vs. Western Carolina — 662
- Sept. 10 at Middle Tennessee — 596
- Sept. 17 vs. Kansas — 768
- Sept. 24 vs. North Carolina — 496

To open a season vs. all I-A/FBS opponents: 1999

- Sept. 4 vs. Navy — 487
- Sept. 11 at Florida State — 501
- Sept. 18 vs. UCF — 494
- Sept. 30 vs. Maryland — 587

• Twelve of the Yellow Jackets' 18 highest completion totals since the beginning of the 2002 season have come in their last 22 games.

MOST COMPLETIONS IN A GAME (SINCE 2002)

	Completions	Opponent	Year	Result
1.	27	at Duke	2003	L, 41-17
2.	25	North Carolina	2005	W, 27-21
3.	24	NC State	2003	W, 29-21
4.	23	at Florida State	2020	W, 16-13
5.	19	Pitt	2020	L, 34-20
6.	18	at Boston College	2020	L, 48-27
	18	UCF	2020	L, 49-21
	18	Middle Tennessee	2012	L, 49-28
9.	17	Kennesaw State	2021	W, 45-17
10.	15	Northern Ill.	2021	L, 22-21
	15	Notre Dame	2020	L, 31-13
	15	at Syracuse	2020	L, 37-20
	15	at Virginia	2019	L, 33-28
	15	at Duke	2019	L, 41-23
	15	at Clemson	2013	L, 55-31
15.	14	at Temple	2019	L, 24-2
	14	USF	2019	W, 14-10
	14	Duke	2014	L, 31-25

• Seven different Yellow Jackets had at least 100 receiving yards last season — wide receivers Jalen Camp (342), **Malachi Carter** (244), **Adonicas Sanders** (216), Ahmarea Brown (183) **Peje' Harris** (138) and **Marquez Ezzard** (124) and running back **Jahmyr Gibbs** (303). Prior to last season, the last time Tech had as many as seven players with 100 receiving yards through 10 games was 2001 — a group that was comprised of current Georgia Tech offensive analyst **Will Glover**, Russell Matvey, Levon Thomas, Joe Burns, Kelly Campbell, Jonathan Smith and Kerry Watkins.

• The Jackets are on their way to challenging that standard once again in 2021. Through two games, two Yellow Jackets already have 100 receiving yards (Carter - 132 and **Kyric McGowan** - 123).

• Georgia Tech was one of only six NCAA Division I FBS teams with three players that rushed for at least 350 yards through 10 games last season — QB **Jeff Sims** (492), Gibbs (460) and RB **Jordan Mason** (352). The other teams on the list were Appalachian State, Coastal Carolina, Florida State, Kentucky and Nebraska.

• Through two games this season, Tech is on pace to have four players eclipse the 350-yard mark on the ground — Gibbs (77.5 ypg), Mason (53.5 ypg), **Dontae Smith** (48.5 ypg) and Sims (34.0 ypg).

• The Yellow Jackets' offensive output would have been even more impressive last season if they had limited turnovers and better red-zone production. The Jackets ranked 125th out of 127 teams nationally last season with 25 turnovers and ranked 121st nationally in red-zone offense (.667).

• Georgia Tech has seen a marked improvement in both categories through two games this season with just two turnovers (33rd nationally, first in the ACC) and scores on 87.5% of their trips into the red zone (55th nationally).

• Since the beginning of last season, Tech has committed 21 turnovers in their eight losses and have just six turnovers in their four wins.

• According to a formula developed by ESPN, Georgia Tech returned 84% of its offensive production in 2021, which ranked 21st nationally.

• Statistically, Georgia Tech returned 96% of its passing yards, 98% of its rushing yards, 69% of its receiving yards and 85% of its scoring in 2021.

QUARTERBACKS

• Georgia Tech quarterback **Jeff Sims** took the college football world by storm as a true freshman in 2020.

JEFF SIMS — GAME-BY-GAME

2020	Rush	Yds.	TD	C-A-I.	Yds.	TD	Total Off.
Florida State	13	64	0	23-34-2	277	1	341
UCF	16	82	1	18-36-2	244	1	326
Syracuse	8	41	1	13-28-4	174	1	215
Louisville	7	64	1	11-21-0	249	2	313
Clemson	13	-23	0	6-13-1	81	1	58
Boston College	12	47	1	12-18-1	171	2	218
Notre Dame	12	2	0	15-26-0	150	0	152
Duke	12	108	0	13-23-1	146	3	154
NC State	17	93	1	13-27-0	151	0	244
Pitt	10	14	1	17-31-2	238	2	252
Total	120	492	6	141-257-13	1,881	13	2,119

2021	Rush	Yds.	TD	C-A-I.	Yds.	TD	Total Off.
Northern Ill.	6	34	0	3-8-0	21	0	55
Kennesaw St.	— DID NOT PLAY —						
Total	6	34	0	3-8-0	21	0	55
Career	126	526	6	144-265-13	1,902	13	2,174

• Sims left Georgia Tech's season opener versus Northern Illinois (Sept. 4) in the second quarter due to an undisclosed injury. He was dressed but only available in an emergency situation last Saturday versus Kennesaw State.

• In addition to leading Georgia Tech in all passing categories last season, Sims also led the Yellow Jackets in rushing yards (492) and rushing touchdowns (6).

OFFENSE

• Sims ranked among the top 60 nationally in six different official statistical categories in 2020.

JEFF SIMS — NATIONAL/ACC RANKS

Category	No.	FBS Rank
Rushing Yards by QB	492	16th
Passing Yards/Completion	13.34	30th
Points Responsible For	114	48th
Total Offense/Game	237.3	48th
Passing TDs	13	49th
Passing Yards	1,881	54th

• Sims' 13 touchdown passes ranked sixth among all freshmen nationally in 2020.

• Sims' 1,881 passing yards ranked eighth among all freshmen nationally in 2020.

• Sims' 1,881 passing yards were the most by a Georgia Tech quarterback through 10 games since George Godsey had 2,631 yards in 2001 in 2020.

• Since 2000, Sims, Godsey and A.J. Suggs are the only Tech QBs to throw for at least 1,800 yards through 10 games (Sims: 1,881 - 2020; Suggs: 1,844 - 2002; Godsey: 2,684 - 2000 and 2,631 - 2001).

• Sims was one of only 10 NCAA Division I FBS players and the only freshman (true or redshirt) with 100 rushing yards and three touchdown passes in a game last season.

QBs WITH 100 RUSH YDS/3 PASSING TDs IN A GAME NCAA DIVISION I FBS, 2020

Player	Team	Rush Yds./ Pass TDs	Opp.
Jeff Sims*	Georgia Tech	108/3	Duke
Sean Clifford	Penn State	119/3	Indiana
Dustin Crum	Kent State	104/3	Akron
Hendon Hooker	Virginia Tech	156/3	Liberty
D'Eriq King	Miami (Fla.)	105/5	NC State
Andrew Peasley	Utah State	118/3	New Mexico
D. Thompson-Robinson	UCLA	109/4	Colorado
Clayton Tune	Houston	120/3	USF
Malik Willis	Liberty	108/3	Virginia Tech
Matt Corral	Ole Miss	158/3	LSU

* freshman (true or redshirt)

• Sims had at least 240 passing yards and 60 rushing yards three times last season (Sept. 12 at Florida State, Sept. 19 vs. UCF and Oct. 9 vs. Louisville). It was an accomplishment that was only been achieved 42 times last season in NCAA Division I FBS. Sims was one of only two players from a Power Five conference to do it three times, one of only 11 players to do it multiple times and the only true freshman that did it even once.

3 GAMES WITH 240 PASS YDS/60 RUSH YDS. — NCAA DIVISION I FBS, 2020

Player	Team	Pass/Rush	Opp.
Jeff Sims*	Georgia Tech	277/64	Florida State
Jeff Sims*	Georgia Tech	244/82	UCF
Jeff Sims*	Georgia Tech	249/106	Louisville
Sam Ehlinger	Texas	262/69	Texas Tech
Sam Ehlinger	Texas	287/112	Oklahoma
Sam Ehlinger	Texas	298/65	Iowa State
Chevan Cordeiro	Hawai'i	253/90	Boise State
Chevan Cordeiro	Hawai'i	246/62	Nevada
Chevan Cordeiro	Hawai'i	252/88	UNLV
Asher O'Hara	Middle Tenn.	333/69	Rice
Asher O'Hara	Middle Tenn.	372/61	UTSA
Asher O'Hara	Middle Tenn.	268/106	FIU
Malik Willis	Liberty	345/97	Southern Miss.
Malik Willis	Liberty	285/85	FIU
Malik Willis	Liberty	306/97	W. Carolina

* true freshman

• According to ESPN Stats & Info, Sims scrambled for 280 yards last season, which ranked eighth nationally among all returning student-athletes in 2021.

• Sims made the most impressive debut by a true freshman quarterback in a season opener in Georgia Tech history last season at Florida State (Sept. 12, 2020).

• Sims became the first true freshman quarterback to start a season opener for Georgia Tech since Reggie Ball in 2003 (Aug. 28 vs. BYU).

• Sims became the first true freshman QB to ever win a season opener for Georgia Tech (since the NCAA granted freshmen eligibility in 1972).

• Sims' 23 completions versus Florida State were the most by any Georgia Tech quarterback since Ball completed 24 passes against North Carolina on Sept. 10, 2005.

• Sims' 23 completions vs. FSU are tied for 27th-most by any passer in Georgia Tech single-game history.

MOST PASS COMPLETIONS IN A GAME — GT HISTORY

Player	Comp.	Opponent	Year
1. George Godsey	39	Virginia	2001
2. George Godsey	35	Clemson	2000
3. George Godsey	29	Virginia	2000
4. A.J. Suggs	28	Maryland	2002
5. Michael Kelley	27	Georgia	1980
Reggie Ball	27	Duke	2003
7. Shawn Jones	26	Georgia	1992
George Godsey	26	Maryland	2001
A.J. Suggs	26	Virginia	2002
10. Six times (mr: George Godsey)	25	Florida St.	2001
17. 10 times (mr: Reggie Ball)	24	N. Carolina	2005
27. Jeff Sims	23	Florida St.	2020

• Sims' 15 completions in the first half at Florida State matched the most completions that any Georgia Tech quarterback had in a full game over the previous 12 seasons (2008-19).

MOST PASS COMPLETIONS IN A GAME (SINCE 2008)

Player	Comp.	Opponent	Year
1. Jeff Sims	23	Florida State	2020
2. Jeff Sims	18	UCF	2020
3. Jordan Yates	17	Kennesaw St.	2021
Jeff Sims	17	Pitt	2020
5. Jeff Sims	15	Notre Dame	2020
James Graham	15	Virginia	2019
James Graham	15	Duke	2019
8. Tevin Washington	14	Middle Tennessee	2012
9. Jeff Sims	13	NC State	2020
Jeff Sims	13	Duke	2020
Jeff Sims	13	Syracuse	2020
Justin Thomas	13	Virginia	2015
Vad Lee	13	Clemson	2013

• Sims' 277 passing yards versus Florida State were the most by any Georgia Tech quarterback since Justin Thomas threw for 282 yards against Wofford on Aug. 30, 2014 and the most by a GT QB against an NCAA Division I FBS opponent since Taylor Bennett threw for 309 against Maryland on Oct. 6, 2007.

• Sims became only the third Georgia Tech quarterback since 2000 to throw for at least 250 yards in a season opener, joining Thomas (282 vs. Wofford, 2014) and Tevin Washington (271 vs. Western Carolina, 2011).

• In addition to throwing for 277 yards against FSU, Sims also ran for a game-high 64 yards, giving him 341 yards of total offense, the most by any Georgia Tech player since Ta-Quon Marshall had 369 versus Tennessee on Sept. 4, 2017.

• Sims is only the third Yellow Jacket to ever be named ACC Rookie of the Week as many as three times and the fifth to earn the honor multiple times.

GEORGIA TECH PLAYERS TO BE NAMED ACC ROOKIE OF THE WEEK MULTIPLE TIMES

No.	Player	Pos.	Year
5	Reggie Ball	QB	2003
4	Calvin Johnson	WR	2004
3	Jeff Sims	QB	2020
2	Tobias Oliver	QB	2018
2	Dedrick Mills	RB	2016

• After Sims left the 2021 season opener versus Northern Illinois (Sept. 4) due to injury, redshirt freshman **Jordan Yates** saw the first significant action of his collegiate career.

• Yates responded in a big way, completing 12-of-18 passes for 135 yards and a touchdown and running nine times for 27 yards and another score (all career highs) against NIU. He nearly led the Yellow Jackets to victory after entering the game facing a 14-0 deficit in the second quarter.

• Yates led Georgia Tech to three touchdowns in his eight possessions at the helm against NIU, including a 17-play, 97-yard touchdown drive in his first series behind center.

• Yates was even more impressive in his first-career start last Saturday versus Kennesaw State, completing 17-of-23 passes (.739) without an interception for 254 yards and four touchdowns (all career highs).

• Yates' four touchdown passes are tied for the third-most in Georgia Tech history, were the most by a Yellow Jacket since Justin Thomas also threw for four TDs against Georgia Southern on Sept. 13, 2014.

MOST TD PASSES IN A GAME — GT HISTORY

Player	TD	Opponent	Year
1. Joe Hamilton	5	Clemson	1999
Eddie McAshan	5	Rice	1972
3. Jordan Yates*	4	Kennesaw State	2021
Justin Thomas	4	Georgia Southern	2014
12 others	4		

*most in first-career start

• This season, Yates is one of only six Power Five conference quarterbacks to throw for at least 250 yards and four touchdowns while completing at least 70% of his passes.

250 PASS YDS/4 TD PASSES/70% COMP. PCT. — NCAA DIVISION I FBS, 2021

Player	Team	Yds./TD/Pct.	Opp.
Jordan Yates	Georgia Tech	254/4/.739	Kenn. St.
B. Armstrong	Virginia	405/5/.750	Illinois
Stetson Bennett	Georgia	288/5/.833	UAB
Jack Coan	Notre Dame	366/4/.743	Florida St.
Payton Thorne	Michigan State	280/4/.714	Y'town St.
Bryce Young	Alabama	344/4/.711	Miami (Fla.)

• Since 2000, the feat has only 45 ACC quarterbacks have accomplished the feat.

• Yates ranks among the nation's top 35 in six different statistical categories this season.

JORDAN YATES — 2021 NATIONAL/ACC RANKS

Category	No.	FBS Rank	ACC Rank
Passing Efficiency	190.7	9th	2nd
Points Responsible For	18.0 ppg	14th	2nd
Completion Percentage	.707	19th	3rd
Touchdown Passes	5	21st	2nd
Yards Per Attempt	9.49	23rd	2nd
Yards Per Completion	13.41	31st	3rd

• For his career, Yates has seen action in seven games (two as a true freshman in 2019, three in 2020 and two this season) and completed 37-of-61 passes for 443 yards. He has also run for a score.



OFFENSE

• Georgia Tech added another reserve quarterback in the offseason in **Trad Beatty**, a graduate transfer from Temple. Beatty, who was recruited to Temple by Collins in 2018, played in five games over three seasons with the Owls (2018-20), including starts versus Tulane and No. 18 SMU in 2020.

RUNNING BACKS

• Joining Sims in taking the college football world by storm as a true freshman in 2020 was running back **Jahmyr Gibbs**.

• Through two games this season, Gibbs leads Georgia Tech in rushing yards (155 - sixth in ACC), kickoff return average (26.0 ypr - first in ACC) and all-purpose yards (320 - second in ACC).

• In his 2021 debut (and only the eighth game of collegiate career) against Northern Illinois (Sept. 4), Gibbs recorded 178 all-purpose yards — 99 rushing, 17 receiving and 62 on kickoff returns.

• Gibbs' 99 rushing yards and 178 all-purpose yards against NIU were both the second-highest totals of his career, behind only last season's 105 rushing yards at Syracuse (Sept. 26) and 219 all-purpose yards vs. UCF (Sept. 19).

• Last Saturday versus Kennesaw State, Gibbs tallied 142 all-purpose yards — 56 rushing, 44 receiving and 43 on kick returns.

• In just seven games last season, Gibbs rushed for 460 yards (5.2 avg.), caught 24 passes for 303 yards (12.6 avg.), returned eight kicks for 205 yards (25.6 avg.) and scored seven touchdowns (four rushing, three receiving).

JAHMYR GIBBS - GAME-BY-GAME

2020	Rush	Yds.	TD	Rec.	Yds.	TD	KR/Yds.	Purp.
FSU	— DID NOT PLAY —							
UCF	15	66	1	4	60	1	2/93	219
S'cuse	18	105	0	2	26	1	3/44	175
L'ville	13	61	1	2	60	1	0/0	121
Clem	15	67	0	3	23	0	0/0	90
BC	8	9	0	4	37	0	3/68	114
ND	14	61	0	5	49	0	0/0	110
Duke	6	91	2	4	48	0	0/0	139
NCSU	— DID NOT PLAY —							
Pitt	— DID NOT PLAY —							
Total	89	460	4	24	303	3	8/205	968
2021	Rush	Yds.	TD	Rec.	Yds.	TD	KR/Yds.	Purp.
NIU	20	99	0	3	17	0	3/62	178
KSU	9	56	0	2	44	0	1/42	142
Total	29	155	0	5	61	0	4/104	320
Career	118	615	4	29	364	3	12/309	1,288

• Despite playing in just six-and-a-half games last season, Gibbs became the first NCAA FBS Division I true freshman this millennium with at least 450 rushing yards, 300 receiving yards and 200 kickoff return yards in his team's first eight games of the season.

• Since 2000, Gibbs is one of only seven Power Five players overall with 450 rushing yards/300 receiving yards/200 kickoff return yards in his team's first eight games, joining Reggie Bush (USC - 2004), Marion Grice (Arizona State - 2013), Christian McCaffery (Stanford - 2015), Joe Mixon (Oklahoma - 2016), Saquon Barkley (Penn State - 2017) and Lynn Bowden, Jr. (Kentucky - 2019).

• Gibbs became the first Georgia Tech player with 450 rushing yards, 300 receiving yards and 200 kickoff return yards in a single-season since Orwin Smith in 2011.

• Twice in his seven games last season, Gibbs had at least 60 rushing yards, 60 receiving yards, one rushing touchdown and one receiving touchdown (Sept. 19 vs. UCF and Oct. 9 vs. Louisville). It was an accomplishment that was only achieved 14 times in NCAA Division I FBS in 2020. Gibbs and Clemson's Travis Etienne were the only Power Five conference players to do it multiple times.

60 RUSH YDS/60 REC. YARDS/1 RUSH TD/1 REC. TD IN A GAME — NCAA DIVISION I FBS, 2020

Player	Team	No.	Opp.
Jahmyr Gibbs*	Georgia Tech	66/60/1/1	UCF
Jahmyr Gibbs*	Georgia Tech	61/60/1/1	Louisville
Travis Etienne	Clemson	73/114/1/1	Virginia
Travis Etienne	Clemson	84/140/1/1	Boston Col.
Ronnie Rivers	Fresno State	95/69/2/1	Colorado St.
Ronnie Rivers	Fresno State	133/99/3/1	UNLV
Devon Achane*	Texas A&M	65/70/1/1	So. Carolina
Aaron McAllister	Charlotte	140/74/1/1	N. Texas
Brock Sturges	Texas State	69/72/1/1	UTSA
Deuce Vaughn*	Kansas State	113/81/1/1	Texas Tech
Javonte Williams	North Carolina	119/67/1/1	Florida St.
Toa Taua	Nevada	102/77/1/1	Tulane
Najee Harris	Alabama	178/67/2/3	Florida
Najee Harris	Alabama	79/79/2/1	Ohio State

* freshman

• In last season's collegiate debut against UCF, Gibbs became only the third ACC player since 2000 to compile at least 60 rushing yards, 60 receiving yards and 90 kickoff return yards in a game, joining Duke's Deon Jackson (Oct. 27, 2018 vs. Pitt) and Clemson's C.J. Spiller (Oct. 24, 2009 vs. Miami).

• Gibbs was named second-team freshman all-America by The Athletic as an all-purpose back and honorable mention all-ACC as a return specialist following his outstanding freshman campaign in 2020.

• Prior to this season, Gibbs was tabbed as one of 10 potential breakout players in college football by ESPN.

• Jr. RB **Jordan Mason** has also opened the 2021 campaign in style with 107 rushing yards on just 21 carries (5.1 avg.) through two games.

JORDAN MASON - GAME-BY-GAME

2018	Rush	Yds.	TD	Rec.	Yds.	TD	All-Purp.
Alcorn St.	11	85	1	0	0	0	85
USF	13	95	0	0	0	0	95
Pitt	10	94	0	1	2	0	96
Clemson	4	30	0	0	0	0	30
Bowling Green	7	61	2	0	0	0	61
Louisville	13	78	1	0	0	0	78
Duke	12	39	0	0	0	0	39
Virginia Tech	12	82	3	0	0	0	82
North Carolina	12	40	0	0	0	0	40
Miami (Fla.)	5	24	0	0	0	0	24
Virginia	3	9	0	0	0	0	9
Georgia	1	3	0	0	0	0	3
Minnesota	5	19	0	0	0	0	19
2018 Total	108	659	7	1	2	0	661
2019	Rush	Yds.	TD	Rec.	Yds.	TD	All-Purp.
Clemson	13	72	1	0	0	0	72
USF	20	99	1	3	15	0	114
The Citadel	11	78	2	1	11	0	89
Temple	5	8	0	2	17	0	25
North Carolina	8	62	1	0	0	0	62
Duke	18	106	0	1	2	0	108
Miami (Fla.)	20	141	1	0	0	0	141
Pitt	15	56	0	0	0	0	56
Virginia	19	94	1	0	0	0	94
Virginia Tech	5	5	0	0	0	0	5
NC State	22	141	0	0	0	0	141
Georgia	16	37	0	0	0	0	37
2019 Total	172	899	7	8	45	0	944

2020	Rush	Yds.	TD	Rec.	Yds.	TD	All-Purp.
Florida St.	14	55	1	1	18	0	73
UCF	— DID NOT PLAY —						
Syracuse	— DID NOT PLAY —						
Louisville	— DID NOT PLAY —						
Clemson	— DID NOT PLAY —						
Boston Col.	6	27	0	1	37	0	64
Notre Dame	7	25	1	1	-2	0	23
Duke	21	105	0	1	6	0	111
NC State	21	99	0	2	8	0	107
Pitt	13	41	0	1	5	0	46
2020 Total	82	352	2	7	72	0	342

2021	Rush	Yds.	TD	Rec.	Yds.	TD	All-Purp.
NIU	15	96	0	0	0	0	96
KSU	6	11	0	1	6	0	17
2021 Total	21	107	0	1	6	1	113
Career	383	2,017	16	17	125	1	2,143

• Mason's six-yard touchdown catch to open the scoring last Saturday versus Kennesaw State was the 17th touchdown of his career, but the first that came on a reception.

• With 96 rushing yards in the season opener against Northern Illinois (Sept. 4), Mason became the 17th player overall and 13th running back in Georgia Tech history with 2,000 career rushing yards.

2,000 CAREER RUSHING YARDS — GT HISTORY

Player	Years	Yards
1. Robert Lavette	1981-84	4,066
2. Jerry Mays	1985-89	3,699
3. Eddie Lee Ivery	1975-78	3,517
4. Tashard Choice	2005-07	3,365
5. P.J. Daniels	2002-05	3,346
6. Jonathan Dwyer	2007-09	3,226
7. Joshua Nesbitt	2007-10	2,806
8. Joe Burns	1998-01	2,634
9. Justin Thomas	2013-16	2,412
10. C.J. Williams	1994-96	2,365
11. David Sims	1974-76	2,274
12. David Sims	2010-13	2,252
13. Tevin Washington	2009-12	2,225
14. TaQuon Marshall	2015-18	2,189
15. Zach Laskey	2011-14	2,033
16. William Bell	1989-93	2,026
17. Jordan Mason	2018-pres.	2,017

• Mason's 96-yard rushing performance against NIU marked the 10th time in his career that he has rushed for at least 94 yards in a game. In a bit of tough luck, he has only gone over the 100-yard mark four times in those 10 games, as he has finished with 94 yards twice, 95 once, 96 once and 99 twice.

• Since Mason made his collegiate debut in 2018, his six games with between 94-99 rushing yards are the most in all of NCAA Division I FBS.

GAMES WITH 94-99 RUSHING YDS. - FBS (SINCE 2018)

Player	Team	No.
Jordan Mason	Georgia Tech	6
Zonovan Knight	NC State	4
Trey Ragas	La.-Lafayette	4
Stevie Scott	Indiana	4
Eight tied		3

• In fact, since Mason's debut in 2018, no FBS player has rushed for between 90-99 yards more times than Mason's six (La.-Lafayette's Elijah Mitchell has done so five times).

• Last season, Mason was limited to just six games due to an injury sustained during the season opener at Florida State.

• In the five games he played after returning to the lineup last season, Mason totaled 351 yards from scrimmage (297 rushing, 54 receiving).

OFFENSE

- In 383 career carries, Mason has been held to negative yardage only 36 times.
- Since the beginning of the 2018 season, Mason is one of only nine players that has averaged at least 5.5 yards per rush on a minimum of 13 carries against six-time-defending ACC champion Clemson, and one of only five to accomplish the feat during the regular season.

PLAYERS THAT HAVE AVERAGED 5.5 YDS/RUSH vs. CLEMSON SINCE 2018 (MIN. 13 ATT.)

Player	Team	Avg.	Date
Trey Sermon	Ohio State	6.2	1/1/2021
Darrin Hall	Pitt	6.1	12/1/2018
Zamir White	Georgia	5.7	9/4/2021
Jordan Mason	Georgia Tech	5.5	8/29/2019
Michael Carter	North Carolina	6.2	9/28/2019
J.K. Dobbins	Ohio State	9.7	12/28/2019
Clyde Edwards-Helaire	LSU	6.9	1/13/2020
D'Erig King	Miami (Fla.)	6.0	10/10/2020
Kyren Williams	Notre Dame	6.1	11/7/2020

- Rounding out perhaps the deepest stable of running backs in all of college football are sophomores **Dontae Smith** and **Jamious Griffin**.
- On just nine carries this season, Smith has registered 97 yards (10.8 avg.) and two touchdowns.
- With two touchdowns this season, Smith has five career touchdowns in just 62 carries (one TD every 12.4 carries).
- Smith is averaging a gaudy 7.4 yards per rush for his career.
- Smith is currently leading the team in yards per rush for the second-straight season. He led the Yellow Jackets with a 6.9 yards-per-carry average in 2020 (min. 10 carries).
- Griffin rushed for 229 yards last season (fourth on the team) and two touchdowns this season despite playing in only seven games.

WIDE RECEIVERS

- Jr. **Malachi Carter** and Sr. **Kyric McGowan** have been an impressive one-two punch at wide receiver through two games this season.
- McGowan, a graduate transfer from Northwestern, leads Georgia Tech with nine receptions on the season, three of which have gone for touchdowns.
- McGowan ranks second on the squad with 123 receiving yards (behind only Carter's 132).
- McGowan's three touchdown receptions this season lead the ACC and are tied for fifth nationally.
- McGowan's three touchdown catches in two games at Georgia Tech are more than he had in 42 career games coming into this season (2).
- McGowan is only the third Yellow Jacket with three touchdown catches in the first two games of a season since 2000, joining Stephen Hill (3 - 2011) and Calvin Johnson (3 - 2006; 3 - 2004).
- With 91 receiving yards and two touchdowns last Saturday versus Kennesaw State, McGowan became the first Yellow Jacket with at least 90 receiving yards and two touchdown catches in a game since Clinton Lynch versus Duke on Oct. 29, 2016.

• Carter put up one of the best recent performances by a wide receiver by a Georgia Tech receiver in a season opener when he caught six passes for a career-high 92 yards and a touchdown against Northern Illinois (Sept. 4).

• Carter's 92 receiving yards against were the most by a Georgia Tech wide receiver in a season opener since DeAndre Smelter had 132 yards in the 2014 opener against Wofford and the most by a Yellow Jacket wideout in a season opener against an NCAA Division I FBS opponent since Calvin Johnson had 111 yards against Notre Dame in 2006.

• Despite only seeing significant playing time in 20 career games (the final eight of 2019, all 10 last season and two this season), r-Jr. **Adonicas Sanders** has become one of Georgia Tech's most reliable receivers with 35 receptions for 456 yards over those 20 contests. Prior to his current 20-game stretch, Sanders had just three receptions for 25 yards over the first two-plus seasons of his collegiate career.

• In all, Georgia Tech returned four wide receivers this season — Carter, Harris, So. **Peje' Harris** and So. **Marquez Ezzard** — that caught at least nine passes for 124 yards last season.

• By comparison, as recently as three seasons ago (2018), Georgia Tech only had four different wideouts that caught a pass all season.

TIGHT ENDS

- In 2019, Georgia Tech reintroduced the tight end position to its offense for the first time since 2007, as former head coach Paul Johnson's double-slot option-based offense did not utilize tight ends.
- The only tight end on Georgia Tech's roster that had any collegiate game experience at the position going into the 2019 season was **Tyler Davis**, a graduate transfer from UConn, who wound up catching 17 passes for 148 yards and a touchdown for Tech in '19.

• Davis went on to become the first Georgia Tech tight end selected in the NFL Draft in 28 years (since Tom Covington — San Francisco 49ers, 1992) when the Jacksonville Jaguars took him with their sixth-round pick (No. 206 overall) in the 2020 draft. No Tech tight end has ever been selected higher in the NFL Draft than Davis.

• Davis' departure left Tech with only two tight ends on its roster with any game experience at the position in 2020 — true sophomores **Dylan Deveney** and **Dylan Leonard**.

• Deveney and Leonard each missed three of Georgia Tech's 10 games last season. In just seven games apiece, they combined to catch seven passes for 61 yards and one touchdown.

• Since the beginning of last season, Tech is 3-4 with both Deveney and Leonard in the lineup and 1-4 without one or both of them. Deveney has missed both games this season due to injury.

• One of the best stories on Georgia Tech's roster is Jr. TE **Jack Coco**, who lost 40 pounds in the 2020 offseason to transition from offensive line to tight end. Coco, who caught four passes for 22 yards while playing all 10 games last season, received a scholarship during the 2021 offseason.

OFFENSIVE LINE

• Georgia Tech's offensive line has paved the way for an offensive resurgence that has seen the Yellow Jackets post the eight highest yardage totals of the **Geoff Collins** era over the past 12 games.

• The offensive linemen on Georgia Tech's 2021 roster have combined for a whopping 204 collegiate games played and 161 starts.

GEORGIA TECH OFFENSIVE LINE START CHART

	Career Games	Career Starts	2021 Starts	Consec. Starts
C/RG Kenny Cooper	40	25	2	2
RG/LG/C Mikey Minhan	21	18	2	16
C William Lay III	13	8	—	—
RT Jordan Williams	12	9	—	—
RG Ryan Johnson*	48	31	2	12
<i>Kenneth Kirby #</i>	<i>34</i>	<i>34</i>		
<i>LT Devin Cochran ^</i>	<i>34</i>	<i>34</i>	<i>2</i>	<i>2</i>
RT Nick Pendley	2	2	2	2
TOTALS AT GT	96	71		
CAREER TOTALS	204	161		

* includes 36 games played and 19 starts at Tennessee (2017-19)

Norfolk State (2017-19)

^ includes 32 games played and 32 starts at Vanderbilt (2016-19)

• In this season's opener versus Northern Illinois (Sept. 4), the offensive front paved the way for Georgia Tech to average 5.2 yards per carry as a team, led by two rushers with at least 96 yards on the ground (**Jahmyr Gibbs** - 99; **Jordan Mason** - 96).

• Behind its offensive front, Georgia Tech ranked fourth the ACC in fewest sacks allowed (2.3 per game) and fifth in the league in rushing (190.8 ypg) in 2020.

• Georgia Tech returned three starting linemen from last season — Sr. RG **Ryan Johnson**, Jr. C **Mikey Minihan** and Fr. RT **Jordan Williams**. They combined to make 29-of-30 potential starts for Tech in 2020.

2021 HONORS AND AWARDS

IN-SEASON

ACC Defensive Lineman of the Week

r-So. DL Jordan Domineck (Sept. 11 vs. Kennesaw State)

PRESEASON

Preseason All-ACC

Fr. RS Jahmyr Gibbs

Doak Walker Award Watch List (Running Back)

Fr. RB Jahmyr Gibbs

Jr. RB Jordan Mason

Paul Hornung Award Watch List (Most Versatile Player)

Fr. RB Jahmyr Gibbs

Campbell Trophy Watch List (Academics)

Sr. OL Ryan Johnson

Wuerffel Trophy Watch List (Community Service)

Jr. DB Juanyeh Thomas

AFCA Good Works Team Nominee (Community Service)

Jr. DB Juanyeh Thomas

Senior Bowl Watch List

Sr. DB Tariq Carpenter

Jr. DB Juanyeh Thomas

Jr. DL Keion White

NFLPA Collegiate Bowl Big Board

Sr. DB Tariq Carpenter

Jr. WR Malachi Carter

Jr. RB Jordan Mason

Jr. DB Tre Swilling

Jr. DB Juanyeh Thomas

Jr. DL Keion White

DEFENSE

TEAM

• Dubbed the "Minister of Mayhem," Georgia Tech head coach **Geoff Collins** has been known for putting together some of college football's top defenses over the past nine seasons — first as defensive coordinator at Mississippi State (2011-14) and Florida (2015-16), then as head coach at Temple (2017-18) and Georgia Tech.

- Over the past 10 seasons, Collins' defenses have:
 - ranked in top 20 nationally in total defense three times (twice in top 8)
 - ranked in top 25 in scoring defense four times (twice in top 12)
 - ranked in top 30 in passing defense five times (twice in top 13)
 - ranked in top 45 in pass efficiency defense seven times (four times in top 22)
 - ranked in top 35 in turnovers gained six times (twice in top 6)
 - ranked in top 15 in interceptions four times (twice in top 10)
 - ranked in top 25 in sacks four times (twice in top 15)

• Through two games this season, Georgia Tech's defense ranks among the top 35 nationally in seven different statistical categories.

GT DEFENSE — 2021 NATIONAL/ACC RANKS

Category	No.	FBS Rank	ACC Rank
Pass Defense	123.5 ypg	8th	1st
Defensive Touchdowns	1	t-9th	2nd
First Downs Allowed	28	17th	2nd
Fumble Recoveries	2	t-20th	2nd
Takeaways	4	t-24th	2nd
3rd Down Conv. Defense	.296	30th	6th
Total Defense	286.5 ypg	33rd	6th

• Last Saturday, Georgia Tech limited Kennesaw State's high-powered option offense to just 272 total yards, including just 161 on the ground (3.7 avg.), well below its averages of 357.2 total yards, 268.0 rushing yards and 4.7 yards per rush last season.

• The Yellow Jackets' stout defensive effort versus KSU was buoyed by 10 tackles for loss, their most in a game since they also had 10 TFL versus Alabama A&M on Nov. 23, 2013.

• For much of the season opener against Northern Illinois (Sept. 4), Tech's defense turned in one of its best performances of the Collins' era. Most notably, NIU's 301 yards were the second-fewest that the Yellow Jackets have allowed in three seasons under Collins, behind only the 261 surrendered against USF on Sept. 7, 2019.

• Additionally, Tech did not allow NIU to pick up a first down on eight of its 12 defensive series. The eight defensive series without a surrendering a first down were the Yellow Jackets' most in a game since it held Virginia without a first down on eight different series on Nov. 4, 2017.

• Collins' and defensive coordinator **Andrew Thacker's** aggressive, attacking style of defense was on display last season, as Georgia Tech finished among the national leaders in fumble recoveries (12 - No. 2 nationally) and turnovers gained (18 - No. 25 nationally) in 2020.

• Since the beginning of last season, Georgia Tech has forced 14 turnovers in its four wins and just eight in its eight losses.

• Yellow Jackets that record takeaways have the opportunity to sign the "Get The Ball Board" on Georgia Tech's sideline. Introduced by Collins when he was the defensive coordinator at Western Carolina in 2002, the "Get The Ball Board" has evolved from players simply adorning the board with their signatures to signing with their social media handles.

#GETTHEBALL — 2021 GEORGIA TECH TAKEAWAYS

Player (Twitter Handle)	Type	Opp.
1. Quez Jackson (@TheMenace_4)	FR	NIU
2. Jordan Domineck (@domineck16)	FR	KSU
3. Charlie Thomas (@L3G3ND_25)	INT	KSU
4. Charlie Thomas (@L3G3ND_25)	INT	KSU

• Since the beginning of the 2019 season, Georgia Tech has held 12-of-24 opponents to 200 passing yards or less (169 vs. USF, Sept. 7, 2019; 30 vs. The Citadel, Sept. 14, 2019; 124 at Temple, Sept. 28, 2019; 176 at Duke, Oct. 12, 2019; 200 at Miami, Oct. 19, 2019; 198 at Florida State, Sept. 12, 2020; 194 at Syracuse, Sept. 26, 2020; 145 at Boston College, Oct. 24, 2020; 199 vs. Notre Dame, Oct. 31, 2020; 196 vs. Pitt, Dec. 10, 2020; 136 vs. Northern Illinois, Sept. 4, 2021; 111 vs. Kennesaw State, Sept. 11, 2021).

• Tech's 12 games with opponents passing for 200 yards or less since 2019 rank third in the ACC and are tied for 13th among all Power 5 conference teams.

GAMES HOLDING OPPONENTS TO 200 PASSING YDS. OR LESS (SINCE 2019)

1. Clemson	17
2. Alabama	16
3. Iowa	15
Notre Dame	15
5. Baylor	14
6. Kentucky	13
Minnesota	13
Penn State	13
Pitt	13
Texas A&M	13
West Virginia	13
Wisconsin	13
16. GEORGIA TECH	12
7 others tied	12

• Late last season, Georgia Tech also held consecutive opponents to less than 100 rushing yards (68 vs. Duke on Nov. 28 and 88 on Dec. 5 at NC State) for the first time since it limited Mercer and Vanderbilt to 85 yards on the ground apiece on Sept. 10 and 17, 2016.

• Prior to last season, Tech had not held NCAA Division I FBS opponents to less than 100 yards on the ground in consecutive games since 2013, when it achieved the feat against Virginia (68 yds. on Oct. 26) and Pitt (-5 yds. on Nov. 2).

• Tech finished with 62 tackles for loss in 10 games last season (6.2 per game). In 2019, the Yellow Jackets averaged 5.1 TFL per game (61 total in 12 games). The previous season (2018), the Jackets ranked 125th out of 129 NCAA Division I FBS teams with 4.2 TFL per game.

• Tech's 62 tackles for loss last season were its most through 10 games since 2013 (66) and marked only the fourth time since 2000 that it had 60 TFL or more through 10 contests (2008 - 83; 2007 - 95; 2005 - 78).

• Tech also had 21 sacks in 10 games last season (2.1 per game). In 2019, the Yellow Jackets averaged 1.4 sacks per game (17 total). The previous season (2018), the Jackets ranked 116th out of 129 NCAA Division I FBS teams with 1.3 sacks per game.

• Tech also had 21 sacks in 10 games last season (2.1 per game). In 2019, the Yellow Jackets averaged 1.4 sacks per game (17 total). The previous season (2018), the Jackets ranked 116th out of 129 NCAA Division I FBS teams with 1.3 sacks per game.

• Georgia Tech boasts one of the nation's most experienced secondaries in 2021. The Yellow Jackets' defensive backs have combined to make 118 career starts (**Tariq Carpenter** - 34, **Tre Swilling** - 30, **Juanyeh Thomas** - 23, **Zamari Walton** - 22, **Wesley Walker** - 6, **Myles Sims** - 2 and **Tobias Oliver** - 1). That ranks third nationally among all Power Five conference teams, behind only Indiana (147) and Oklahoma State (126). (credit: Penn State Athletics).

INDIVIDUAL

• r-So. DL **Jordan Domineck** went viral and was named ACC Defensive Lineman of the Week for the third time in his career this week.

• Domineck's award came on the strength of him filling the stat sheet with five tackles, three tackles for loss, a sack, two forced fumbles and a 70-yard fumble return for a touchdown last Saturday versus Kennesaw State.

• Domineck is the first NCAA Division I FBS student-athlete since 2009 to record a sack, three tackles for loss, two forced fumbles and a fumble return for a touchdown in a single game, and only the third FBS player to accomplish the feat since 2000.

1 SACK, 3 TACKLES FOR LOSS, 2 FORCED FUMBLES, 1 FUMBLE RECOVERY FOR TD IN A GAME — NCAA DIVISION I FBS (SINCE 2000)

Player	Team	Opp.	Date
Jordan Domineck	Georgia Tech	Kennesaw St.	9/11/21
Akeem Ayers	UCLA	Arizona St.	11/21/09
Marcus Howard	Georgia	Hawai'i	1/1/08

• Domineck scoop-and-score came in the first quarter with Georgia Tech leading but Kennesaw State driving deep in Tech territory. Domineck forced a fumble on an attempted pitch by Kennesaw State QB Xavier Shepherd, picked up the loose ball and ran 70 yards for the score, dropping Shepherd with a vicious stiff arm along the way.

• The return went viral on social media, sparked by an admiring mention on Twitter from Baltimore Ravens QB Lamar Jackson.

• Domineck's 70-yard fumble return was the third-longest official fumble return in Georgia Tech history, behind only Jr. DB **Zamari Walton's** 93-yard return for a touchdown last season versus Notre Dame (Oct. 31, 2020) and a 90-yard return by Kofi Smith vs. Wake Forest on Nov. 21, 1998 (*note: fumble returns became an official NCAA stat in 1992*).

• Domineck was also named ACC Defensive Lineman of the Week following his performances versus NC State in 2019 (10 tackles, 1.5 tackles for loss) and Duke in 2020 (two sacks, 2.5 TFL, strip sack and fumble recovery for TD).

• Domineck ranks third among all active FBS student-athletes in career forced fumbles per game (.24).

CAREER FORCED FUMBLES PER GAME — ACTIVE NCAA DIVISION I FBS PLAYERS

Player	Team	FF/gm
1. Jake Hansen	Illinois	.27
2. David Perales	Fresno State	.26
3. Jordan Domineck	Georgia Tech	.24
4. Ali Fayad	Western Michigan	.20
Reggie Peason	Texas Tech	.20
Devin Richardson	Texas	.20

DEFENSE

- For the season, is tied for second nationally in forced fumbles (1.0/gm) and sixth in fumble recoveries (.5/gm). He leads the ACC in both categories.
- Last season, Domineck's three forced fumbles (.38/gm) ranked third in the ACC and 16th nationally, while his two fumble recoveries were tied for third in the ACC and 12th nationally with teammate **Tre Swilling**.
- According to ESPN Stats & Info, Domineck pressured the quarterback on 15.2% of his pass rushes in 2020. That was tops among all returning ACC student-athletes in 2021 and eighth among all returning Power Five conference players.
- Four Power Five conference players that entered the 2021 NFL Draft had a better pressure rate than Domineck's 15.2% last season. All four were selected in the first 118 picks of the draft. (credit: ESPN Stats & Info)
- Jr. LB **Ayinde Eley**, a graduate transfer from Maryland, made an impressive debut in White and Gold, leading Georgia Tech in tackles in each of his first two games — 11 vs. Northern Illinois (Sept. 4) and 10 vs. Kennesaw State (last Saturday).
- Eley is tied for 14th nationally and ranks second in the ACC with 10.5 tackles per game this season.
- Eley, who made 11 starts over three seasons at Maryland, was an honorable mention all-Big Ten selection as a sophomore in 2019 after recording 79 tackles, four tackles for loss, a half-sack, two fumble recoveries, an interception and five passes defended in 11 games (nine starts).
- Eley was one of only three Power Five conference players to record at least 75 tackles, four TFL, two fumble recoveries and five passes defended in 2019, joining Miami's Shaq Quarterman and Utah's Terrell Burgess.
- Jr. LB **Quez Jackson**, who led Georgia Tech in tackles in five of its 10 games last season, has recorded 17 tackles in two games this season (7 vs. NIU, team-high-tying 10 vs. KSU).
- Jackson finished eighth in the ACC with 8.0 tackles per game last season (80 total).
- Jackson was the only NCAA Division I FBS student-athletes in the nation in 2020 to record at least 80 tackles, 4.5 tackles for loss, two interceptions and a fumble recovery in 10 games or fewer last season. The only other player to accomplish the feat was Appalachian State's D'Marco Jackson, who did it in 12 games.

SPECIAL TEAMS

- In addition to bursting on the scene as one of college football's most dynamic running backs as a true freshman in 2020, **Jahmyr Gibbs** also established himself as one of the nation's top kickoff returners.
- Reprising the role this season, Gibbs leads the ACC and ranks 16th nationally in kickoff returns, averaging 26.0 yards per return.
- Last season, Gibbs averaged 25.6 yards per kickoff return, which would have rank second in the ACC and 23rd nationally if he qualified for the official statistical rankings (with eight returns, he fell just two returns short).
- Gibbs returned the opening kickoff vs. UCF (Sept. 19, 2020) 75 yards on the first play of his collegiate career. The 75-yard return was the longest kickoff return by a Yellow Jacket since **Juanyeh Thomas** (then a true freshman himself) returned a kickoff 100 yards for a touchdown at Georgia on Nov. 24, 2018.
- Gibbs also had what would have been a 98-yard kickoff return for a touchdown erased by a holding penalty at Boston College (Oct. 24).
- After ranking 126th out of 129 NCAA Division I FBS teams in kickoff coverage in 2018 (26.3 yards per return), Georgia Tech allowed 20.8 yards per return in 2020, an improvement of five-and-a-half yards per return in less than two seasons.
- This year, the Yellow Jackets' kickoff return coverage ranks No. 1 nationally. That is due almost entirely to the strong leg of Fr. PK **Gavin Stewart**, who has put nine of his 12 kickoffs this season into the end zone for touchbacks, while the other three have been fair-caught.
- Just two games into his American football career, Fr. P **David Shanahan** is averaging 46.8 yards per punt over six attempts.
- Shanahan's 46.8-yard average would lead the ACC and rank 15th nationally, but his 3.0 punts per game fall short of the 3.6 needed to qualify for the official ACC and NCAA statistical rankings.
- Shanahan averaged a whopping 52.7 yards per punt in his debut against Northern Illinois (Sept. 4). The 52.7-yard average spanned three punts and included a 63-yarder.
- Shanahan's 52.7-yard average vs. NIU us tied for the seventh-best single-game punting average in Georgia Tech history.

SINGLE-GAME PUNTING AVERAGE - GT HISTORY (MIN. 2 PUNTS)

	Player	Avg.	Opponent	Year
1.	Michael Kelley	65.5	Alabama	1979
2.	Durant Brooks	60.0	North Carolina	2007
3.	Dan Dyke	55.5	Clemson	2001
4.	Rodney Williams	55.0	Boston College	1997
5.	Dan Dyke	54.5	Duke	1999
	Rodney Williams	54.5	Duke	1997
7.	David Shanahan	52.7	Northern Ill.	2021
	Rodney Williams	52.7	NC State	1997
9.	Sean Pool	52.5	Duke	2011
10.	Ryan Rodwell	52.2	Virginia	2016

- Head coach **Geoff Collins** states repeatedly that special teams are the No. 1 priority within Georgia Tech's program, a philosophy that is highlighted by the fact that a student-athlete cannot earn playing time on offense or defense if they aren't able to contribute on special teams.
- The emphasis on special teams has paid dividends since his arrival in 2019, most notably in blocked kicks.
- Georgia Tech has blocked four kicks in the last 19 games.
- Prior to blocking four kicks in the past 19 games, Georgia Tech had gone 21 games between block kicks.
- Georgia Tech has blocked 23 kicks since the beginning of the 2013 season, which is tied for the eighth-most by an NCAA Division I FBS team during that span.
- The nation's most blocked kicks over the past eight seasons (since 2013) belong to Temple (29). Six of those came in the last two seasons of Collins' tenure as the Owls' head coach (2017-18). Temple blocked five kicks in 2018 alone, which was good for a tie for fifth nationally.

MOST BLOCKED KICKS SINCE 2013 (FBS)

Temple	29
Air Force	25
BYU	25
Texas A&M	25
North Texas	25
Oklahoma State	24
Southern California	24
Georgia Tech	23
Northern Illinois	23
Arkansas State	22
Rutgers	22
Indiana	22
Virginia Tech	19

GEORGIA TECH COACHES ON GAMEDAY
ON THE FIELD
Head Coach:

Geoff Collins — Third season (Western Carolina, 1994)

Asst. Head Coach/Run Game Coordinator/Offensive Line:

Brent Key — Third season (Georgia Tech, 2001)

Offensive Coordinator/Quarterbacks:

Dave Patenaude — Third season (Central Connecticut State, 1990)

Defensive Coordinator/Linebackers:

Andrew Thacker — Third season (Furman, 2007)

Running Backs:

Tashard Choice — Third season (Georgia Tech, 2007)

Defensive Ends/Outside Linebackers:

Marco Coleman — Third season (Flagler, 2015)

Defensive Line:

Larry Knight — Third season (Central Michigan, 2010)

Cornerbacks/Defensive Special Teams Coordinator:

Jeff Popovich — Third season (Miami (Fla.), 2000)

IN THE BOOTH
Co-Defensive Coordinator/Safeties:

Nathan Burton — Third season (Georgia Tech, 2005)

Wide Receivers:

Kerry Dixon — Third season (Hampton, 2004)

Tight Ends/Tackles/Offensive Special Teams Coordinator:

Chris Wiesehan — Third season (Wabash, 1994)



MISCELLANEOUS

• Georgia Tech has outgained each of its first two opponents of the season by at least 100 yards (429-301 versus NIU on Sept. 4, 412-272 vs. Kennesaw State last Saturday), which marks the first time since since 2018 that Tech has outgained consecutive opponents by 100-plus yards since 2018 (465-323 at Virginia Tech on Oct. 25, 565-374 at North Carolina on Nov. 3).

• Prior to the first two games of this season, Georgia Tech had only outgained an opponent by 100-plus yards twice in the past two seasons (the Yellow Jackets had yardage advantages of 438-307 at Florida State on Sept. 12, 2020 and 523-382 vs. Duke on Nov. 28, 2020).

• Georgia Tech had 10 more first downs than Northern Illinois in the season opener (25-15), which tied for Tech's largest advantage in first downs in three seasons under head coach **Geoff Collins** (the Yellow Jackets also had 10 more first downs than USF — 21-11 — in a 14-10 win on Sept. 7, 2019).

• One of Georgia Tech's biggest focuses of the offseason was to cut down on penalty yardage. Last season, Tech ranked 119th out of 127 NCAA Division I FBS teams in penalty yardage per game (74.9 ypg).

• Through two games this season, the Yellow Jackets rank No. 2 nationally with just 18.0 penalty yards per game. The Jackets have committed a total of just seven penalties for 36 yards in two contests.

• Despite returning 17 student-athletes that started at least half of last year's games on offense or defense, Georgia Tech remains one of major college football's youngest teams.

• Two years after having just eight seniors on its roster (which was the second-fewest in NCAA Division I FBS in 2019), Tech has just 13 seniors on its 2021 roster, which is the fourth-fewest in the nation among Power Five conference teams and tied for the eighth-fewest among all FBS teams (credit: Old Dominion athletics).

FEWEST SENIORS — POWER FIVE (2021)

Colorado	6
Oregon	7
Utah	11
GEORGIA TECH	13

• On the flip side, a whopping 74 of the 124 student-athletes on Georgia Tech's 2021 roster are freshmen eligibility-wise.

GEORGIA TECH ROSTER BY CLASS

Class	No. on roster	No. on this week's ATL
Freshmen	74	25
Sophomores	23	14
Juniors	14	12
Seniors	13	10

• One of the nation's youngest rosters will face one of the nation's toughest schedules in 2021. Most notably, six of the 12 teams on Tech's regular-season schedule are currently ranked in the *Associated Press* top 25 — No. 2 Georgia, No. 6 Clemson, No. 12 Notre Dame, No. 15 Virginia Tech, No. 21 North Carolina and No. 24 Miami (Fla.). Two others (Pitt and Boston College) are receiving votes in this week's poll.

• Tech was the only team in the nation that had four of the AP's preseason top 10 teams on its schedule (Clemson, UGA, ND and UNC).

• Pundits and ratings systems are unanimous in ranking Georgia Tech's schedule among the three toughest in the nation.

GT IN 2021 TOUGHEST SCHEDULE RANKINGS

ESPN Football Power Index (FPI)	2
USA Today	2*
FBSchedules.com	3
Phil Steele	3
Yardbarker	3

* ranked non-conference schedules only

• As is often the case, turnover margin has been a strong indicator of whether Georgia Tech wins or loses since the beginning of last season. In their four wins since the beginning of last season, the Yellow Jackets have won the turnover battle in all four games and are plus-eight overall in turnover margin. On the flip side, Tech has not won the turnover battle in any of its eight defeats since the beginning of last season and is minus-13 overall in turnover margin in those eight losses.

• As part of Georgia Tech athletics' ongoing partnership with Children's Healthcare of Atlanta, the organizations have teamed up once again to have the Yellow Jackets' success on "Money Down" — head coach **Geoff Collins'** term for third and fourth downs — benefit Children's this season.

• Fans are encouraged to make pledges to Children's based on the Jackets' success on "Money Down." To lead the way, Collins' has pledged for the second-straight year to donate \$10 to Children's for every "Money Down" stop that the Yellow Jackets make on defense and each "Money Down" that the Jackets convert into a first down on offense this season.

• So far, Collins' 2021 pledge stands at \$360, thanks to the Yellow Jackets' 19 "Money Down" defensive stops and 17 "Money Down" offensive conversions.

• Last season, Georgia Tech had a total of 162 "Money Down" defensive stops and offensive conversions (93 defensive stops, 69 offensive conversions). Including Collins' \$1,620 donation, the Money Down benefit raised a total of \$10,404 for Children's.

• Fans can pledge at buzz.gt/MoneyDown2021 to contribute to the cause this season.

• Since the beginning of the 2016 season, Georgia Tech has played games in seven different National Football League stadiums (Mercedes-Benz Stadium - Atlanta, Ford Field - Detroit, TIAA Bank Field - Jacksonville, Hard Rock Stadium - Miami, Lincoln Financial Field - Philadelphia, Heinz Field - Pittsburgh and Raymond James Stadium - Tampa Bay), which is the most NFL stadiums that any college football team has played in during that span.

MOST NFL STADIUMS PLAYED IN

BY COLLEGE FOOTBALL TEAMS (SINCE 2016)

7 — GEORGIA TECH — Atlanta, Detroit, Jacksonville, Miami, Philadelphia, Pittsburgh, Tampa Bay

6 — Alabama — Atlanta, Dallas, Miami, New Orleans, San Francisco, Tampa Bay,

6 — BYU — Arizona, New England, New Orleans, San Diego, Tampa Bay, Washington

6 — Clemson — Arizona, Carolina, Dallas, New Orleans, San Francisco, Tampa Bay

5 — Notre Dame — Dallas, Jacksonville, Los Angeles (Rams), Miami, New York

5 — Wisconsin — Dallas, Green Bay, Indianapolis, Miami, Tampa Bay

4 — Auburn — Atlanta, Dallas, New Orleans, Tennessee

4 — Florida — Atlanta, Dallas, Jacksonville, Tampa Bay

4 — Mississippi State — Jacksonville, New England, New Orleans, Tampa Bay

4 — Navy — Baltimore, Jacksonville, Philadelphia, Tampa Bay

• Georgia Tech is guaranteed to play one home game per season in an NFL stadium over the next six years, as its Mayhem at Mercedes-Benz Stadium series kicks off on Sept. 25 when the Yellow Jackets host North Carolina at the home of the Atlanta Falcons.

• Tech is the only program in America guaranteed to play each season at Mercedes-Benz Stadium, which is renowned as perhaps the finest football facility in the world. Mercedes-Benz Stadium is located less than a mile from Georgia Tech's campus.

MAYHEM AT MERCEDES-BENZ STADIUM — 2021-26

Date	Opponent
Sept. 25, 2021	North Carolina
Sept. 5, 2022	Clemson^
Sept. 2, 2023	Louisville^
Oct. 19, 2024	Notre Dame
2025	TBD
2026	TBD

^ Chick-fil-A Kickoff Game

• Georgia Tech ranks 20th in NCAA Division I FBS history with 742 all-time victories.

ALL-TIME WINS — NCAA DIVISION I FBS

	Wins	Team
1.	966	Michigan
2.	932	Ohio State
3.	931	Alabama
4.	924	Texas
5.	920	Notre Dame
6.	919	Oklahoma
7.	907	Nebraska
8.	904	Penn State
9.	853	USC
10.	850	Tennessee
11.	841	Georgia
12.	818	LSU
13.	784	Auburn
14.	769	Clemson
15.	762	West Virginia
16.	760	Texas A&M
17.	758	Virginia Tech
18.	746	Washington
19.	743	Florida
20.	742	GEORGIA TECH

• With an all-time record of 479-209-21 at Bobby Dodd Stadium at Historic Grant Field, which opened in 1913 and is the oldest on-campus stadium in NCAA Division I FBS, Georgia Tech ranks 38th nationally in all-time winning percentage at its current home stadium at .690 (credit: Marshall athletics).

2021 ACC STANDINGS

Coastal	Preseason Poll	ACC	Pct.	Overall	Pct.
Virginia Tech	3rd	1-0	1.000	2-0	1.000
Pitt	4th	0-0	—	2-0	1.000
Virginia	5th	0-0	—	2-0	1.000
GEORGIA TECH	6th	0-0	—	1-1	.500
Duke	7th	0-0	—	1-1	.500
Miami (Fla.)	2nd	0-0	—	1-1	.500
North Carolina	1st	0-1	.000	1-1	.500
Atlantic	Preseason Poll	ACC	Pct.	Overall	Pct.
Boston College	3rd	0-0	—	2-0	1.000
Wake Forest	5th	0-0	—	2-0	1.000
Clemson	1st	0-0	—	1-1	.500
Louisville	6th	0-0	—	1-1	.500
NC State	2nd	0-0	—	1-1	.500
Syracuse	7th	0-0	—	1-1	.500
Florida State	4th	0-0	—	0-2	.000

ABOVE THE LINE

Since he was first asked about depth charts and two-deeps, Georgia Tech head coach Geoff Collins has insisted that he doesn't believe in them. He coaches his student-athletes to be **ABOVE THE LINE (ATL)**. Those who are ATL are ready to play and can see game action, while others work to get to that level. In place of a traditional depth chart that often omits some student-athletes who see game action and lists others who seldom enter the game,

The ATL list is updated on Thursday of each game week. The list below reflects those who were ATL going into Game 2 vs. Kennesaw State.

OFFENSE (Spread Pro-Style)

OFFENSIVE LINE

No.	Name	Ht.	Wt.	Class
54	Jordan Williams	6-6	333	Fr.
55	Kenny Cooper	6-3	325	r-Sr.
57	Mikey Minihan	6-3	300	r-Jr.
60	Paula Vaipulu	6-3	303	Fr.
64	Nick Pendley	6-4	319	r-Fr.
70	Ryan Johnson	6-6	307	r-Sr.
72	Weston Franklin	6-4	316	Fr.
73	Kenneth Kirby	6-5	305	r-Sr.
76	Wing Green	6-7	309	Fr.
77	Devin Cochran	6-7	314	r-Sr.

TIGHT END

No.	Name	Ht.	Wt.	Class
34	Jack Coco	6-2	232	r-Jr.
80	Dylan Leonard	6-5	246	So.
83	Dylan Deveney	6-6	265	So.
85	Billy Ward	6-4	257	Fr.

WIDE RECEIVER

No.	Name	Ht.	Wt.	Class
2	Kyric McGowan	5-11	198	Sr.
5	Kalani Norris	6-0	162	So.
7	Malachi Carter	6-3	195	Jr.
8	Nate McCollum	5-11	185	Fr.
9	Avery Boyd	6-2	212	Fr.
12	Adonias Sanders	6-1	194	r-Jr.
14	Ryan King	6-3	217	Fr.
18	PeJe' Harris	6-3	211	r-Sr.
26	Malik Rutherford	5-9	138	Fr.

QUARTERBACK

No.	Name	Ht.	Wt.	Class
10	Jeff Sims	6-3	210	Fr.
13	Jordan Yates	6-0	196	r-Fr.
15	Trad Beatty	6-5	220	r-So.

RUNNING BACK

No.	Name	Ht.	Wt.	Class
1	Jahmyr Gibbs	5-11	200	Fr.
4	Dontae Smith	5-11	202	r-So.
6	Jamious Griffin	5-10	210	So.
27	Jordan Mason	6-1	218	r-Jr.

DEFENSE (4-2-5 Effort Based)

DEFENSIVE END

No.	Name	Ht.	Wt.	Class
9	Antonneous Clayton	6-3	256	r-Sr.
15	Jared Ivey	6-6	275	Fr.
27	Josh Robinson	6-4	235	Fr.
32	Sylvain Yondjouen	6-4	245	So.

RUSH END

No.	Name	Ht.	Wt.	Class
11	Kevin Harris	6-4	235	r-Fr.
31	Kyle Kennard	6-5	235	Fr.
42	Jordan Domineck	6-3	235	r-So.

DEFENSIVE TACKLE

No.	Name	Ht.	Wt.	Class
0	Djimon Brooks	6-1	286	r-Sr.
5	T.K. Chimedza	6-3	322	r-So.
90	Makius Scott	6-4	309	Fr.
94	Mike Lockhart	6-4	302	r-Fr.
95	Ja'Quon Griffin	6-0	258	r-So.

LINEBACKER

No.	Name	Ht.	Wt.	Class
4	Quez Jackson	6-1	215	Jr.
10	Ayinde Eley	6-3	232	r-Jr.
17	Demetrius Knight II	6-2	224	So.
25	Charlie Thomas	6-2	207	Jr.
40	Trenilyas Tatum	6-2	227	Fr.

SAFETY

No.	Name	Ht.	Wt.	Class
1	Juanyeh Thomas	6-3	217	Jr.
2	Tariq Carpenter	6-4	225	Sr.
13	Wesley Walker	6-1	204	r-Fr.
14	Jaylon King	6-1	188	r-So.
18	Derrick Allen	6-2	208	r-Fr.
20	Miles Brooks	6-2	184	Fr.

CORNERBACK

No.	Name	Ht.	Wt.	Class
3	Tre Swilling	6-0	196	r-Jr.
7	Zamari Walton	6-3	190	r-So.
8	Tobias Oliver	6-2	197	r-Jr.
12	Kenyatta Watson II	6-1	175	r-Fr.
16	Myles Sims	6-3	181	r-So.
24	Kenan Johnson	6-1	182	r-Fr.

SPECIALISTS

PLACE KICKER

No.	Name	Ht.	Wt.	Class
42	Brent Cimaglia	6-0	219	r-Sr.
47	Austin Kent	6-1	215	r-Jr.
87	Jude Kelley	6-1	172	Fr.
88	Gavin Stewart	5-11	170	Fr.

PUNTER

No.	Name	Ht.	Wt.	Class
43	David Shanahan	6-2	190	Fr.
47	Austin Kent	6-1	215	r-Jr.

LONG SNAPPER

No.	Name	Ht.	Wt.	Class
52	Cade Long	5-11	221	r-So.

KICKOFF RETURN

No.	Name	Ht.	Wt.	Class
1	Jahmyr Gibbs	5-11	200	Fr.
1	Juanyeh Thomas	6-3	217	Jr.
3	Azende Rey	5-10	215	r-Sr.

PUNT RETURN

No.	Name	Ht.	Wt.	Class
2	Kyric McGowan	5-11	198	Sr.
3	Azende Rey	5-10	215	r-Sr.
8	Nate McCollum	5-11	185	Fr.

GUNNER (KICKOFF & PUNT)

No.	Name	Ht.	Wt.	Class
4	Dontae Smith	5-11	202	r-So.
8	Tobias Oliver	6-2	197	r-Jr.
18	Derrick Allen	6-2	208	r-Fr.
24	Kenan Johnson	6-1	182	r-Fr.

PRONUNCIATION GUIDE

0	DJIMON Brooks	JAH-mon
1	JAHMYR Gibbs	juh-MEER
1	JUANYEH Thomas	wahn-YAY
2	TARIQ Carpenter	tuh-REEK
2	KYRIC McGowan	KYE-rick
4	DONTAE Smith	DON-tay
5	T.K. CHIMEDZA	chih-MED-zuh
5	KALANI Norris	kuh-LAHN-ee
6	JAMIOUS Griffin	juh-MY-us
6	KEION White	KEY-on
7	ZAMARI Walton	zuh-MAR-ee
8	TOBIAS Oliver	toe-BYE-us
9	ANTONNEOUS Clayton	an-TONE-ee-us
10	AYINDE ELEY	eye-YIN-day EE-lee
12	KENYATTA Watson II	ken-YOT-tuh
15	Trad BEATTY	BAY-tee
18	PEJE' Harris	P.J
24	KENAN Johnson	KEN-rin
26	Cole NEUBER	NEW-ber
26	MALIK Rutherford	muh-LEEK
28	Tony AMERSON	AM-er-sun
30	Ben POSTMA	POST-mah (long O)
31	Kyle KENNARD	ken-NARD
32	Sylvain YONDJOUEN	yun-JEW-in
33	Tyson MEIGUEZ	MEE-gezz
34	KHATAVIAN Franks	Kuh-TAV-ee-in
35	SIRAD Bryant	sih-ROD
36	Joseph MACRINA	mah-CREEN-uh
37	KHAYA Wright	KYE-yuh
40	TRENILYAS Tatum	trin-NEAL-yus
42	Brent CIMAGLIA	sih-MAG-lee-uh
60	Paula VAIPULLU	vie-PULL-low
62	Cade KOOTSOURADIS	KOOT-soar-AH-diss
83	Dylan DEVENEY	dih-VAIN-ee
90	MAKIUS Scott	muh-KYE-yus
97	AKELO Stone	uh-KEY-lo
Coaches		
TASHARD Choice		tuh-SHARD
Dave PATENAUIDE		PAT-in-node
Chris WIESEHAN		WEEZ-uh-hann

2021 ROSTERS

ALPHABETICAL			NUMERICAL						
NO.	NAME	POS.	NO.	NAME	POS.	HT.	WT.	CLASS	HOMETOWN/HIGH SCHOOL (PREVIOUS COLLEGE)
18	Derrick Allen	DB	0	Djimon Brooks	DL	6-1	286	r-Sr.	Sandersville, Ga./Washington County H.S.
28	Tony Amerson	RB	0	Ryan Lantz	ATH	6-1	204	r-So.	North Palm Beach, Fla./Suncoast Community H.S.
15	Trad Beatty	QB	1	Jahmyr Gibbs	RB	5-11	200	Fr.	Dalton, Ga./Dalton H.S.
88	Zeek Biggers	DL	1	Juanyeh Thomas	DB	6-3	217	Jr.	Niceville, Fla./Niceville H.S.
21	Leo Blackburn	WR	2	Tariq Carpenter	DB	6-4	225	Sr.	Ludowici, Ga./Long County H.S.
25	James BlackStrain	WR	2	Kyric McGowan	WR	5-11	198	Sr.	Dalton, Ga./Dalton H.S. (Northwestern)
9	Avery Boyd	WR	3	Azende Rey	WR	5-10	215	r-Sr.	Defuniak Springs, Fla./Walton H.S.(Florida A&M)
0	Djimon Brooks	DL	3	Tre Swilling	DB	6-0	196	r-Jr.	New Orleans, La./Brother Martin H.S.
20	Miles Brooks	DB	4	Quez Jackson	LB	6-1	215	Jr.	Fort Valley, Ga./Peach County H.S.
35	Sirad Bryant	DB	4	Dontae Smith	RB	5-11	202	r-So.	Spring Hill, Tenn./Spring Hill H.S.
50	Jamal Camp	OL	5	T.K. Chimedza	DL	6-3	322	r-So.	Dacula, Ga./IMG Academy, Fla.
2	Tariq Carpenter	DB	5	Kalani Norris	WR	6-0	162	So.	Miami, Fla./Christopher Columbus H.S.
49	Grey Carroll	DL	6	Jamious Griffin	RB	5-10	210	So.	Rome, Ga./Rome H.S.
7	Malachi Carter	WR	6	Keion White	DL	6-4	267	Jr.	Garner, N.C./Garner H.S. (Old Dominion)
96	Albany Casey	DL	7	Malachi Carter	WR	6-3	195	Jr.	Lawrenceville, Ga./Mountain View H.S.
5	T.K. Chimedza	DL	7	Zarnari Walton	DB	6-3	190	r-So.	Melbourne, Fla./Melbourne Central Catholic H.S.
42	Brent Cimaglia	PK	*7	Bryce Gowdy	WR	6-3	210	Fr.	Deerfield Beach, Fla./Deerfield Beach H.S.
9	Antonneous Clayton	DL	8	Nate McCollum	WR	5-11	180	Fr.	McDonough, Ga./Dutchtown H.S.
77	Devin Cochran	OL	8	Tobias Oliver	DB	6-2	197	r-Jr.	Warner Robins, Ga./Northside H.S.
34	Jack Coco	LS/TE	9	Avery Boyd	WR	6-2	230	Fr.	Tallahassee, Fla./Godby H.S.
43	Noah Collins	DL	9	Antonneous Clayton	DL	6-3	256	r-Sr.	Vienna, Ga./Dooly County H.S. (Florida)
55	Kerny Cooper	OL	10	Ayinde Eley	LB	6-3	232	r-Jr.	Olney, Md./Good Counsel H.S. (Maryland)
39	Thomas Culwell	DB	10	Jeff Sims	QB	6-3	210	Fr.	Jacksonville, Fla./Sandalwood H.S.
30	Trent Davis	WR	11	Marquez Ezzard	WR	6-2	212	r-So.	Atlanta, Ga./Stockbridge H.S. (Miami (Fla.))
83	Dylan Deveney	TE	11	Kevin Harris	DL	6-4	235	r-Fr.	Loganville, Ga./Grayson H.S. (Alabama)
42	Jordan Domineck	DL	12	Adonias Sanders	WR	6-1	194	r-Jr.	North Charleston, S.C./Fort Dorchester H.S.
99	D'Quan Douse	DL	12	Kenyatta Watson II	DB	6-1	175	r-Fr.	Loganville, Ga./Grayson H.S. (Texas)
22	Kaleb Edwards	DB	13	Wesley Walker	DB	6-1	204	r-Fr.	Nashville, Tenn./Ensworth H.S.
10	Ayinde Eley	LB	13	Jordan Yates	QB	6-0	196	r-Fr.	Alpharetta, Ga./Milton H.S.
11	Marquez Ezzard	WR	14	Jaylon King	DB	6-1	188	r-So.	La Vergne, Tenn./Ensworth H.S.
53	Deion Fisher	LB	14	Ryan King	WR	6-3	217	Fr.	Loganville, Ga./Grayson H.S.
72	Weston Franklin	OL	15	Trad Beatty	QB	6-5	220	r-So.	Columbia, S.C./Ben Lippen H.S. (Temple)
34	Khatavian Franks	LB	15	Jared Ivey	DL	6-6	275	Fr.	Suwanee, Ga./North Gwinnett H.S.
46	Henry Freer	LS	16	Chayden Peery	QB	6-3	227	Fr.	Castaic, Calif./Sierra Canyon School
67	Joe Fusile	OL	16	Myles Sims	DB	6-3	181	r-So.	Atlanta, Ga./Westlake H.S. (Michigan)
1	Jahmyr Gibbs	RB	17	Demetrius Knight II	ATH	6-2	224	So.	Locust Grove, Ga./Strong Rock Christian School
33	Daylon Gordon	RB	17	Tanner Lawson	ATH	6-5	219	Fr.	Baton Rouge, La./University Lab School
*7	Bryce Gowdy	WR	18	Derrick Allen	DB	6-2	208	r-So.	Marietta, Ga./Lassiter H.S. (Notre Dame)
76	Wing Green	OL	18	Peje' Harris	WR	6-3	211	r-So.	Newnan, Ga./Newnan H.S.
95	Ja'Quon Griffin	DL	20	Miles Brooks	DB	6-2	184	Fr.	Jacksonville, Fla./Trinity Christian Academy
6	Jamious Griffin	RB	20	Brody Rhodes	QB	6-1	187	Fr.	Canton, Ga./Creekview H.S.
38	Casey Gunn	DB	21	Leo Blackburn	WR	6-5	212	Fr.	Atlanta, Ga./Westlake H.S.
48	Carson Harof	WR	21	Jalen Huff	DB	5-11	189	Fr.	Athens, Ga./Buford H.S.
11	Kevin Harris	DL	22	Kaleb Edwards	DB	6-0	217	Fr.	Dacula, Ga./Dacula H.S.
18	Peje' Harris	WR	24	Kenan Johnson	DB	6-1	182	r-Fr.	Minneola, Fla./Lake Minneola H.S.
31	Jamal Haynes	WR	25	James BlackStrain	WR	6-2	175	Fr.	Cocoa, Fla./Holy Trinity Episcopal Academy
37	Colin Hemingway	RB	25	Charlie Thomas	LB	6-2	207	Jr.	Thomasville, Ga./Thomasville H.S.
21	Jalen Huff	DB	26	Cole Neuber	DB	6-1	210	r-So.	Alpharetta, Ga./Johns Creek H.S.
15	Jared Ivey	DL	26	Malik Rutherford	WR	5-9	138	Fr.	Miami, Fla./Champagnat Catholic School
4	Quez Jackson	LB	27	Jordan Mason	RB	6-1	218	r-Jr.	Gallatin, Tenn./Gallatin H.S.
24	Kenan Johnson	DB	27	Josh Robinson	DL	6-4	254	Fr.	Douglasville, Ga./Douglas County H.S.
70	Ryan Johnson	OL	28	Tony Amerson	RB	5-11	218	r-Fr.	Montgomery, Ala./St. James School
30	Tamarii Jones-Cummings	DB	29	Bruce Jordan-Swilling	RB	6-1	220	Sr.	New Orleans, La./Brother Martin H.S.
29	Bruce Jordan-Swilling	RB	30	Trent Davis	WR	5-11	167	Fr.	Douglas, Ga./Coffee H.S.
87	Jude Kelley	PK	30	Tamarii Jones-Cummings	DB	6-2	195	Fr.	Fort Lauderdale, Fla./Nova Southeastern University School
31	Kyle Kennard	DL	31	Jamal Haynes	WR	5-9	165	Fr.	Loganville, Ga./Grayson H.S.
47	Austin Kent	PK/P	31	Kyle Kennard	DL	6-5	235	Fr.	Atlanta, Ga./Riverwood H.S.
14	Jaylon King	DB	32	Sylvain Yondjouen	DL	6-4	245	So.	Ruisbroek, Belgium/Don Bosco School
14	Ryan King	WR	33	Daylon Gordon	RB	5-9	180	Fr.	Eastman, Ga./Dodge County H.S.
73	Kenneth Kirby	OL	33	Tyson Meiguez	LB	6-2	209	Fr.	Fairburn, Ga./Creekside H.S.
17	Demetrius Knight II	ATH	34	Jack Coco	LS/TE	6-2	232	r-Jr.	Johns Creek, Ga./Johns Creek H.S.
62	Cade Kootsouradis	OL	34	Khatavian Franks	LB	6-2	215	Fr.	Fairburn, Ga./Creekside H.S.
0	Ryan Lantz	ATH	35	Sirad Bryant	DB	6-2	203	Fr.	Cordele, Ga./Crisp County H.S.
17	Tanner Lawson	ATH	36	Joseph Macrina	TE	6-0	260	r-Sr.	Johns Creek, Ga./Northview H.S.
79	William Lay III	OL	36	Nate Moon	DB	5-10	175	Fr.	Pooler, Ga./Savannah Christian Prep
75	Jakiah Leftwich	OL	37	Colin Hemingway	RB	5-6	185	Fr.	Boys, Md./Poolesville H.S.
80	Dylan Leonard	TE	37	Khaya Wright	LB	6-3	214	Fr.	Miami, Fla./South Miami H.S.
94	Mike Lockhart	DL	38	Casey Gunn	DB	6-0	185	Fr.	Alpharetta, Ga./Denmark H.S.
52	Cade Long	LS	38	William Marshall	WR	6-2	208	r-Fr.	Lilburn, Ga./Parkview H.S.
36	Joseph Macrina	TE	39	Thomas Culwell	DB	5-8	160	Sr.	Carrollton, Ga./Carrollton H.S.
38	William Marshall	WR	39	Englan Williams	RB	5-9	183	Fr.	Roswell, Ga./Blessed Trinity Catholic H.S.
27	Jordan Mason	RB	40	Treniyas Tatum	LB	6-2	227	Fr.	Riverdale, Ga./Mount Zion H.S.

2021 ROSTERS

NO.	NAME	POS.	HT.	WT.	CLASS	HOMETOWN/HIGH SCHOOL (PREVIOUS COLLEGE)
42	Brent Cimaglia	PK	6-0	219	r-Sr.	Nashville, Tenn./Fred J. Page H.S. (Tennessee)
42	Jordan Domineck	DL	6-3	235	r-So.	Lakeland, Fla./George Jenkins H.S.
43	Noah Collins	DL	6-4	229	Fr.	Loganville, Ga./Grayson H.S.
43	David Shanahan	P	6-2	190	Fr.	Castleisland, Co. Kerry, Ireland/St. Patrick's Sec. School
45	Taylor McCawley	LB	6-0	222	r-Fr.	Sharpsburg, Ga./East Coweta H.S.
46	Henry Freer	LS	6-0	215	Fr.	College Park, Ga./Woodward Academy
46	Tyler Morehead	DB	5-10	217	Fr.	Homerville, Ga./Clinch County H.S.
47	Austin Kent	PK/P	6-1	215	r-Jr.	Charlotte, N.C./Providence H.S. (UCLA)
48	Carson Harof	WR	5-11	183	Fr.	Woodstock, Ga./Blessed Trinity Catholic H.S.
49	Grey Carroll	DL	6-3	256	Fr.	Alcoa, Tenn./Alcoa H.S.
50	Jamal Camp	OL	6-2	289	r-Fr.	Cumming, Ga./South Forsyth H.S.
52	Cade Long	LS	5-11	221	r-So.	Hixson, Tenn./Baylor School
53	Deion Fisher	LB	6-2	232	Fr.	McDonough, Ga./Eagles Landing Christian Acad.
54	Jordan Williams	OL	6-6	333	Fr.	Gainesville, Ga./Gainesville H.S.
55	Kenny Cooper	OL	6-3	325	r-Sr.	Calhoun, Ga./Sonoraville H.S.
57	Mikey Minihan	OL	6-3	300	r-Jr.	Honolulu, Hawaii/Saint Louis School
58	Will Scissum	OL	6-2	297	r-Fr.	Marietta, Ga./The Walker School
60	Paula Vaipulu	OL	6-3	303	Fr.	Channelview, Texas/Channelview H.S.
61	Michael Maye	OL	6-3	317	r-So.	Hoover, Ala./Hoover H.S.
62	Cade Kootsouradis	OL	6-4	316	Fr.	Crestview, Fla./Crestview H.S.
63	Will Milam	OL	6-4	329	Fr.	Powder Springs, Ga./Hiram H.S.
64	Nick Pendley	OL	6-4	319	r-Fr.	Canton, Ga./Creekview H.S. (Mississippi State)
65	Austin Smith	OL	6-3	308	r-So.	McDonough, Ga./Ola H.S.
66	Anthony Minella	OL	6-2	284	Fr.	Milton, Ga./Milton H.S.
67	Joe Fusile	OL	6-6	320	Fr.	Richmond Hill, Ga./Richmond Hill H.S.
68	Jason Moore	DL	6-2	298	Fr.	Hampton, Ga./Duchtown H.S.
69	Matthew Morgan	OL	6-4	328	r-So.	Woodstock, Ga./Etowah H.S.
70	Ryan Johnson	OL	6-6	307	r-Sr.	Brentwood, Tenn./Brentwood Academy (Tennessee)
71	Ryan Spiers	OL	6-3	288	Fr.	Biloxi, Miss./Biloxi H.S.
72	Weston Franklin	OL	6-4	316	Fr.	Jesup, Ga./Wayne County H.S.
73	Kenneth Kirby	OL	6-5	305	r-Sr.	Newport News, Va./Fork Union Military Acad. (Norfolk State)
75	Jakiah Leftwich	OL	6-6	327	Fr.	Atlanta, Ga./Westlake H.S.
76	Wing Green	OL	6-7	309	Fr.	Leesburg, Ga./Lee County H.S.
77	Devin Cochran	OL	6-7	314	r-Sr.	Norcross, Ga./Greater Atlanta Christian (Vanderbilt)
79	William Lay III	OL	6-2	313	r-Jr.	Bowersville, Ga./Hart County H.S.
80	Dylan Leonard	TE	6-5	246	So.	Milton, Ga./Milton H.S.
81	Zach Owens	WR	6-3	218	r-Fr.	Marietta, Ga./Pope H.S.
83	Dylan Deveney	TE	6-6	265	So.	Medford, N.J./The Hun School
84	Chris Miller	TE	6-4	244	r-Fr.	Atlanta, Ga./St. Pius X H.S.
85	Billy Ward	TE	6-4	257	Fr.	Locust Grove, Ga./Locust Grove H.S.
86	Luke Moseley	WR	6-2	180	r-Fr.	Calhoun, Ga./Calhoun H.S.
87	Jude Kelley	PK	6-1	172	Fr.	Acworth, Ga./Allatoona H.S.
87	Ben Wilhelm	TE	6-5	250	r-Fr.	Thomasville, Ga./Thomas County Central H.S.
88	Zeek Biggers	DL	6-3	363	Fr.	Salisbury, N.C./West Rowan H.S.
88	Gavin Stewart	PK/WR	5-11	170	Fr.	Savannah, Ga./Benedictine Military Academy
89	Ben Postma	TE	6-4	233	Fr.	Cypress, Texas/Cypress Ranch H.S.
90	Makius Scott	DL	6-4	309	Fr.	Gainesville, Ga./Gainesville H.S. (South Carolina)
94	Mike Lockhart	DL	6-4	302	r-Fr.	Birmingham, Ala./Huffman H.S.
95	Ja'Quon Griffin	DL	6-0	258	r-So.	Rome, Ga./Rome H.S.
96	Albany Casey	DL	6-4	239	Fr.	Bay Minnett, Ala./Baldwin County H.S.
97	Akelo Stone	DL	6-2	296	Fr.	Savannah, Ga./Jenkins H.S.
99	D'Quan Douse	DL	6-2	292	r-Fr.	Savannah, Ga./Calvary Day School

* in memoriam; died Dec. 31, 2019

NO.	NAME	POS.
61	Michael Maye	OL
45	Taylor McCawley	LB
8	Nate McCollum	WR
2	Kyric McGowan	WR
33	Tyson Meiguez	LB
66	Anthony Minella	OL
57	Mikey Minihan	OL
63	Will Milam	OL
84	Chris Miller	TE
36	Nate Moon	DB
68	Jason Moore	DL
46	Tyler Morehead	DB
69	Matthew Morgan	OL
86	Luke Moseley	WR
26	Cole Neuber	DB
5	Kalani Norris	WR
8	Tobias Oliver	DB
81	Zach Owens	WR
16	Chayden Peery	QB
64	Nick Pendley	OL
89	Ben Postma	TE
3	Azende Rey	WR
20	Brody Rhodes	QB
27	Josh Robinson	DL
26	Malik Rutherford	WR
1	Juanyeh Thomas	DB
12	Adonias Sanders	WR
58	Will Scissum	OL
90	Makius Scott	DL
43	David Shanahan	P
10	Jeff Sims	QB
16	Myles Sims	DB
65	Austin Smith	OL
4	Dontae Smith	RB
71	Ryan Spiers	OL
88	Gavin Stewart	PK/WR
97	Akelo Stone	DL
3	Tre Swilling	DB
40	Treniyas Tatum	LB
25	Charlie Thomas	LB
60	Paula Vaipulu	OL
7	Zamari Walton	DB
12	Kenyatta Watson II	DB
13	Wesley Walker	DB
85	Billy Ward	TE
87	Ben Wilhelm	TE
39	Englan Williams	RB
54	Jordan Williams	OL
37	Khaya Wright	LB
6	Keion White	DL
13	Jordan Yates	QB
32	Sylvain Yondjouen	DL

COACHING AND SUPPORT STAFF

Head Coach: Geoff Collins (Western Carolina, 1994) — 3rd season at Georgia Tech
Assistant Head Coach/Run Game Coord./OL: Brent Key (Georgia Tech, 2001)
Offensive Coord./QBs: Dave Patenaude (Central Connecticut St., 1990)
Defensive Coordinator/Linebackers: Andrew Thacker (Furman, 2007)
Co-Defensive Coordinator/Safeties: Nathan Burton (Georgia Tech, 2005)
Running Backs/Off. Recruiting Coord.: Tashard Choice (Georgia Tech, 2007)
Defensive Ends/Outside Linebackers: Marco Coleman (Flagler, 2015)
Wide Receivers: Kerry Dixon (Hampton, 2004)
Defensive Line/Def. Recruiting Coord.: Larry Knight (Central Michigan, 2010)
Cornerbacks/Def. Special Teams Coord.: Jeff Popovich (Miami Fla., 2000)
Tight Ends/Offensive Special Teams Coord.: Chris Wiesehan (Wabash, 1994)
General Manager: Patrick Suddes (Alabama, 2005)
Head FB Strength and Conditioning Coach: Lewis Caralla (Defiance, 2008)
Director of Applied Sports Science: Ryan Horton (Otterbein, 2007)
Player Development Coach: Sean Boyle (Temple, 2012)
Player Development Coach: Thomas Gordon (Michigan, 2013)
Player Development Coach: Gary Wilkins (Furman, 2014)
Director of Football Operations: Scott Wallace (California Pa., 2011)
Assistant Director of Football Operations: Gordon Thomas (Temple, 2018)
Football Operations Coordinator: Nicole Earley (Temple, 2019)
Football Research and Analytics Coordinator: Pat Boyle (Temple, 2012)

Quality Control Specialist/Offense: Will Glover (Clayton State, 2009)
Quality Control Specialist/Defense: Josh Linam (UCF, 2011)
Analyst (Offense): Mike Gregory (UCF, 2009)
Analyst (Defense): Anthony Parker (Tennessee, 2008)
Analyst (Special Teams): Tim Conner (Maryville, 2011)
Graduate Assistant Coach: Joe Battaglia (Coastal Carolina, 2014)
Graduate Assistant Coach: Nathan Brock (Ohio State, 2020)
Graduate Assistant Coach: Alec Brown (Auburn, 2017)
Graduate Assistant Coach: Brenten Wimberly (Kennesaw State, 2018)
Director of On-Campus Recruiting: Carina Hargreaves (Florida, 2014)
Assoc. Director of Player Personnel: Thomas Guery (Mississippi State, 2008)
Assoc. Director of Player Personnel: Erin Joe (Georgia Tech, 2014)
Brand Manager: Ian McFarland (North Texas, 2019)
Video Producer: Patrick Clancy (South Carolina, 2018)
Social Media Specialist: Alex Brizendine (Auburn, 2019)
Consultant, Ideation: Glenn Ingram (Georgia Southern, 2020)
Head Football Athletic Trainer: Mark Smith (SUNY Brockport, 2010)
Assistant Football Athletic Trainer: Patrick Driscoll (Salisbury, 2016)
Assistant Equipment Manager: Punt Windham (Georgia Tech, 1994)
Assistant Equipment Manager: Kane Ivers-Osthus (Florida, 2016)
Assistant A.D./Video Operations: Todd McCarthy (VCU, 1992)
Administrative Coordinator: Teri Anton (Florida State, 1991)



RECORD BREAKDOWN

Current Streak	Won 1
Current Home Streak	Won 1
Current Road Streak	Lost 3
Current Neutral Streak	Lost 2
Last Win	47-15 vs. Kennesaw State (9/11/21)
Last Home Win	47-15 vs. Kennesaw State (9/11/21)
Last Home Loss	22-21 vs. Northern Ill. (9/4/21)
Last Win Away From Home	16-13 at Florida State (9/12/20)
Last True Road Win	16-13 at Florida State (9/12/20)
Last Loss Away from Home	23-13 at Duke (12/5/20)
Last True Road Loss	23-13 at Duke (12/5/20)

2021

Overall	1-1	7-17
Playing at home	1-1	5-10
Playing on the road	0-0	2-7
Playing at a neutral site	0-0	0-0
In bowl games	0-0	0-0
In overtime	0-0	0-0
More than 7 days to prepare	0-1	4-5
In August	N/A	0-1
In September	1-1	3-5
In October	0-0	2-5
In November	0-0	2-4
In December	0-0	0-2
In January	0-0	0-0
Outrushing opponent	0-1	5-3
When rushing for 300 yards	0-0	1-0
When rushing for 400 yards	0-0	0-0
When rushing for 500 yards	0-0	0-0
When rushing for 600 yards	0-0	0-0
Outrushed by opponent	1-0	2-14
When allowing 300 yards rushing	0-0	0-3
Rushing yards the same	0-0	0-0
Outpassing opponent	1-0	3-7
When passing for 300 yards	0-0	0-0
Outpassed by opponent	0-0	4-10
When allowing 300 yards passing	0-0	1-4
When allowing 400 yards passing	0-0	0-2
More total offense than opponent	1-1	3-4
When having 400+ total offense	1-1	4-3
When having 500+ total offense	0-0	1-0
When having 600+ total offense	0-0	0-0
Less total offense than opponent	0-0	4-13
When allowing 400+ total offense	0-0	2-10
When allowing 500+ total offense	0-0	0-6
Committing fewer turnovers	1-0	5-3
Committing more turnovers	0-0	1-9
Turnovers are even	0-1	1-5
< 30:00 of time of possession	1-1	4-15
> 30:00 of time of possession	0-0	3-2
Scoring first	1-0	6-3
Opponent scores first	0-1	1-14
Leading after the 1st quarter	1-0	3-1
Trailing after the 1st quarter	0-1	2-14
Tied after the 1st quarter	0-0	2-2
Leading at halftime	4-0	4-0
Trailing at halftime	0-1	2-17
Tied at halftime	0-0	2-0
Leading after the 3rd quarter	1-0	4-0
Trailing after the 3rd quarter	0-1	1-16
Tied after the 3rd quarter	0-0	1-1
Scoring 0-10 points	0-0	0-5
Scoring 11-20 points	0-0	2-5
Scoring 21-30 points	0-1	2-7
Scoring 31-40 points	0-0	1-0
Scoring 41-plus points	1-0	2-0
Opponent scores 0-10 points	0-0	1-0
Opponent scores 11-20 points	1-0	2-1
Opponent scores 21-30 points	0-1	3-4
Opponent scores 31-40 points	0-0	0-5
Opponent scores 41-plus points	0-0	1-7

GAMES PLAYED AND STARTS

CAREER GAMES

NAME	'16	'17	'18	'19	'20	'21	TOT.	CONS.
T. Carpenter	-	6	13	11	9	2	41	39
K. Cooper	5	11	11	4	7	2	40	2
Jordan-Swilling	-	11	11	7	8	1	38	9
M. Carter	-	-	13	12	10	2	37	37
Q. Jackson	-	-	13	12	10	2	37	24
J. Thomas	-	-	13	12	10	2	37	37
T. Oliver	-	-	12	12	9	2	35	7
C. Thomas	-	-	10	12	10	2	34	24
J. Mason	-	-	13	12	6	2	33	7
J. Coco	-	-	11	9	10	2	32	14
T. Swilling	-	-	12	12	6	2	32	3
Z. Walton	-	-	4	12	10	1	27	-
J. King	-	-	3	12	9	2	26	3
D. Brooks	-	1	-	12	10	2	25	24
JaQ. Griffin	-	-	2	11	10	2	25	22
A. Sanders	-	-	2	12	9	2	25	23
C. Long	-	-	-	12	10	2	24	24
D. Knight	-	-	-	12	8	2	22	4
M. Minihan	-	-	2	8	10	2	22	17
Don. Smith	-	-	2	8	10	2	22	13
J. Domineck	-	-	3	7	9	2	21	3
P. Harris	-	-	-	10	9	2	21	8
D. Leonard	-	-	-	12	7	2	21	9
M. Sims	-	-	-	10	8	1	19	1
T.K. Chimedza	-	-	4	12	-	2	18	2
D. Deveney	-	-	-	12	6	-	18	3
J. Griffin	-	-	-	9	8	1	18	1
S. Yondjouen	-	-	-	11	3	2	16	2
K. Johnson	-	-	-	4	9	2	15	5
M. Lockhart	-	-	-	4	9	2	15	8
W. Walker	-	-	-	3	10	2	15	13
W. Lay III	-	-	-	10	3	-	13	-
M. Maye	-	-	-	10	2	-	12	-
A. Kent	-	-	-	-	10	2	12	12
R. Johnson	-	-	-	-	10	2	12	12
J. Williams	-	-	-	-	10	2	12	12
D. Allen	-	-	-	-	9	2	11	6
D. Douze	-	-	-	-	9	2	11	5
J. Ivey	-	-	-	-	9	2	11	11
J. Sims	-	-	-	-	10	1	11	-
T. McCawley	-	-	-	3	7	-	10	-
K. Norris	-	-	-	7	2	1	10	1
G. Stewart	-	-	-	-	8	2	10	5
J. Gibbs	-	-	-	-	7	2	9	2
C. Miller	-	-	-	-	7	2	9	4
B. Ward	-	-	-	-	7	2	9	2
M. Ezzard	-	-	-	-	8	1	9	-
K. Kennard	-	-	-	-	6	2	8	7
Ja. Huff	-	-	-	4	3	-	7	-
T. Meiguez	-	-	-	-	7	-	7	-
N. McCollum	-	-	-	-	6	2	7	7
A. Stone	-	-	-	-	6	1	7	6
J. Yates	-	-	-	3	2	2	7	2
M. Brooks	-	-	-	-	4	2	6	2
A. Clayton	-	-	-	-	5	1	6	1
J. Kelley	-	-	-	-	5	-	5	-
A. Smith	-	-	-	5	-	-	5	-
K. Wright	-	-	-	-	5	-	5	-
J. Macrina	-	-	4	-	-	-	4	-
T. Amerson	-	-	-	-	3	-	3	-
A. Boyd	-	-	-	-	2	1	3	3
R. King	-	-	-	-	2	1	3	1
C. Neuber	-	-	-	-	2	-	2	2
D. Cochran	-	-	-	-	-	2	2	2
B. Cimaglia	-	-	-	-	-	2	2	2
A. Eley	-	-	-	-	-	2	2	2
K. Harris	-	-	-	-	-	2	2	2
K. McGowan	-	-	-	-	-	2	2	2
N. Pendley	-	-	-	-	-	2	2	2
J. Robinson	-	-	-	-	-	2	2	2
B. Shanahan	-	-	-	-	-	2	2	2
M. Scott	-	-	-	-	-	2	2	2
S. Bryant	-	-	-	-	-	1	1	1
Z. Owens	-	-	-	-	1	-	1	-
A. Rey	-	-	-	-	-	1	1	-
W. Scissum	-	-	-	-	-	1	1	-
T. Iatum	-	-	-	-	-	1	1	-
P. Vaipulu	-	-	-	-	1	-	1	-
Z. Biggers	-	-	-	-	-	1	1	1
T. Beatty	-	-	-	-	-	1	1	1
M. Rutherford	-	-	-	-	-	1	1	1

CAREER STARTS

NAME	'16	'17	'18	'19	'20	'21	TOT.	CONS.	
T. Carpenter	-	-	13	10	9	2	34	6	
T. Swilling	-	-	11	12	5	2	30	2	
K. Cooper	1	11	7	4	-	2	25	2	
J. Mason	-	-	5	12	2	1	21	1	
M. Carter	-	-	-	11	10	2	23	14	
J. Thomas	-	-	-	-	11	10	2	23	17
Z. Walton	-	-	-	11	10	1	22	-	
M. Minihan	-	-	-	6	10	2	18	16	
Q. Jackson	-	-	-	5	10	1	16	1	
D. Brooks	-	-	-	4	8	2	14	2	
C. Thomas	-	-	6	5	2	1	14	1	
R. Johnson	-	-	-	-	10	2	12	12	
J. Sims	-	-	-	-	10	1	11	11	
T.K. Chimedza	-	-	-	9	-	2	11	2	
J. Williams	-	-	-	-	9	1	10	1	
J. Domineck	-	-	-	3	4	2	9	2	
A. Sanders	-	-	-	7	1	1	9	-	
D. Deveney	-	-	-	2	6	-	8	-	
W. Lay III	-	-	-	-	8	-	8	-	
J. Gibbs	-	-	-	-	6	2	8	2	
A. Owens	-	-	-	7	-	-	7	-	
W. Walker	-	-	-	-	5	1	6	-	
JaQ. Griffin	-	-	-	-	4	1	5	-	
M. Lockhart	-	-	-	-	5	-	5	-	
A. Clayton	-	-	-	-	4	-	4	-	
J. Ivey	-	-	-	-	2	2	4	4	
D. Leonard	-	-	-	-	2	2	4	2	
T. Oliver	-	-	1	2	-	1	4	1	
S. Yondjouen	-	-	-	2	2	-	4	-	
P. Harris	-	-	-	1	2	-	3	-	
K. Johnson	-	-	-	-	3	-	3	-	
Jordan-Swilling	-	1	-	2	-	-	3	-	
K. Kennard	-	-	-	-	3	-	3	-	
D. Douze	-	-	-	-	2	-	2	-	
M. Sims	-	-	-	-	2	-	2	-	
D. Cochran	-	-	-	-	-	2	2	2	
A. Eley	-	-	-	-	-	2	2	2	
K. McGowan	-	-	-	-	-	2	2	2	
N. Pendley	-	-	-	-	-	1	1	-	
J. Coco	-	-	-	-	1	-	1	-	
J. Griffin	-	-	-	-	1	-	1	-	
A. Stone	-	-	-	-	1	-	1	-	
B. Ward	-	-	-	-	1	-	1	-	
J. Yates	-	-	-	-	-	1	1	1	

CAREER HIGHS

DERRIK ALLEN

Tackles: 4, twice - last vs. Duke (Nov. 28, 2020)
Solo Tackles: 1, 4x - last vs. Duke (Nov. 28, 2020)

TRAD BEATTY

Rush Attempts: 1 vs. Kennesaw State (Sept. 11, 2021)
Rushing yards: 1 vs. Kennesaw State (Sept. 11, 2021)

ZEKE BIGGERS

Tackles: 2 vs. Kennesaw State (Sept. 11, 2021)
Solo Tackles: 1 vs. Kennesaw State (Sept. 11, 2021)

DJIMON BROOKS

Tackles: 6, twice - last vs. Pitt (Dec. 10, 2020)
Solo Tackles: 2 at Duke (Oct. 12, 2019)
Tackles for Loss: 2.0 vs. No. 4 Notre Dame (Oct. 31, 2020)
Sacks: 1.0 vs. No. 4 Notre Dame (Oct. 31, 2020)
Fumbles Recovered: 1 at Florida State (Sept. 12, 2020)
Pass Breakups: 1 at Florida State (Sept. 12, 2020)

MILES BROOKS

Tackles: 1 at NC State (Dec. 5, 2020)
Solo Tackles: 1 at NC State (Dec. 5, 2020)

SIRAD BRYANT

Tackles: 1 vs. Northern Illinois (Sept. 4, 2021)
Solo Tackles: 1 vs. Northern Illinois (Sept. 4, 2021)

TARIQ CARPENTER

Tackles: 10 vs. Virginia (Nov. 17, 2018)
Tackles for Loss: 2.0 vs. USF (Sept. 7, 2019)
Interceptions: 1, 4x - last vs. Duke (Nov. 28, 2020)
Longest Interception Return: 43 vs. Duke (Nov. 28, 2020)
Pass Breakups: 2, twice - last vs. Duke (Nov. 28, 2020)
Fumbles Forced: 1, twice - last vs. The Citadel (Sept. 14, 2019)

MALACHI CARTER

Receptions: 6, twice - last vs. Northern Illinois (Sept. 4, 2021)
Receiving Yards: 92 vs. Northern Illinois (Sept. 4, 2021)
Receiving TDs: 1, 5x - last at Louisville (Oct. 9, 2020)
Longest Reception: 54 vs. NC State (Nov. 21, 2019)

T.K. CHIMEDZA

Tackles: 6, twice - last vs. NC State (Nov. 21, 2019)
Solo Tackles: 5 vs. NC State (Nov. 21, 2019)
Tackles for Loss: 1.0, twice - last vs. Kennesaw State (Sept. 11, 2021)
Sacks: 1.0, twice - last vs. Kennesaw State (Sept. 11, 2021)
Fumbles Recovered: 1 vs. South Florida (Sept. 7, 2019)

BRENT CIMAGLIA

Field Goals Made: 1 vs. Kennesaw State (Sept. 11, 2021)
Field Goal Attempts: 2 vs. Kennesaw State (Sept. 11, 2021)
Longest Field Goal: 31 vs. Kennesaw State (Sept. 11, 2021)

ANTONNEOUS CLAYTON

Tackles: 5 at Louisville (Oct. 9, 2020)
Solo Tackles: 2, twice - last at Louisville (Oct. 9, 2020)
Tackles for Loss: 2.5 at Louisville (Oct. 9, 2020)

JACK COCO

Receptions: 1, 3x - last vs. No. 4 Notre Dame (Oct. 31, 2020)
Receiving Yards: 8 vs. No. 14 UCF (Sept. 19, 2020)
Longest Reception: 8 vs. No. 14 UCF (Sept. 19, 2020)

DYLAN DEVENEY

Receptions: 2, 3x - vs. Pitt (Dec. 10, 2020)
Receiving Yards: 23 vs. Pitt (Dec. 10, 2020)
Longest Reception: 18 vs. Pitt (Dec. 10, 2020)
Receiving TDs: 1 vs. Pitt (Dec. 10, 2020)

JORDAN DOMINECK

Tackles: 10 vs. NC State (Nov. 21, 2019)
Solo Tackles: 5 vs. NC State (Nov. 21, 2019)
Tackles for Loss: 3.0 vs. Kennesaw State (Sept. 11, 2021)
Sacks: 2.0 vs. Duke (Nov. 28, 2020)
Forced Fumbles: 2 vs. Kennesaw State (Sept. 11, 2021)
Fumbles Recovered: 1, 3x - last vs. Kennesaw State (Sept. 11, 2021)
Pass Breakups: 1 vs. No. 14 UCF (Sept. 19, 2020)

AYINDE ELEI

Tackles: 11 vs. Northern Illinois (Sept. 4, 2021)
Solo Tackles: 8 vs. Northern Illinois (Sept. 4, 2021)

MARQUEZ EZZARD

Receptions: 3 vs. No. 14 UCF (Sept. 19, 2020)
Receiving Yards: 45 at Florida State (Sept. 12, 2020)
Longest Reception: 45 yards at Florida State (Sept. 12, 2020)
Punt Returns: 5 at Syracuse (Sept. 26, 2020)
Punt Return Yards: 42 at Syracuse (Sept. 26, 2020)
Long Punt Return: 18 at Syracuse (Sept. 26, 2020)

JAHMYR GIBBS

Rushing Attempts: 20 vs. Northern Illinois (Sept. 4, 2021)
Rushing Yards: 105 at Syracuse (Sept. 26, 2020)
Rushing TDs: 2 vs. Duke (Nov. 28, 2020)
Longest Rush: 61 vs. Duke (Nov. 28, 2020)
Receptions: 5 vs. No. 4 Notre Dame (Oct. 31, 2020)
Receiving Yards: 60, twice - last at Louisville (Oct. 9, 2020)
Receiving TDs: 1, 3x - last at Louisville (Oct. 9, 2020)
Longest Reception: 42 vs. Duke (Nov. 28, 2020)
Kick Returns: 3 at Syracuse (Sept. 26, 2020)
Kick Return Yards: 93 vs. No. 14 UCF (Sept. 19, 2020)
Longest Kick Return: 75 vs. No. 14 UCF (Sept. 19, 2020)

JAMIOUS GRIFFIN

Rushing Attempts: 15 at Syracuse (Sept. 26, 2020)
Rushing Yards: 54 at Syracuse (Sept. 26, 2020)
Longest Rush: 35 vs. Pitt (Dec. 10, 2020)
Rushing TDs: 1, twice - last at Louisville (Oct. 9, 2020)
Receptions: 2 vs. No. 14 UCF (Sept. 19, 2020)
Receiving Yards: 38 vs. No. 14 UCF (Sept. 19, 2020)
Longest Reception: 25 vs. No. 14 UCF (Sept. 19, 2020)

JA'QUON GRIFFIN

Tackles: 5 at Syracuse (Sept. 26, 2020)
Solo Tackles: 5 at Syracuse (Sept. 26, 2020)
Tackles for Loss: 1.0, 3x - last at Syracuse (Sept. 26, 2020)
Sacks: 1.0, 3x - last vs. No. 1 Clemson (Oct. 17, 2020)
Fumble Recovery: 1 at Miami (Oct. 19, 2019)

PEJE HARRIS

Receptions: 4 vs. Pitt (Dec. 10, 2020)
Receiving Yards: 48 vs. Pitt (Dec. 10, 2020)
Receiving TDs: 1 at Boston College (Oct. 24, 2020)
Longest Reception: 31 at Boston College (Oct. 24, 2020)

JARED IVEY

Tackles: 3, twice - last vs. Northern Illinois (Sept. 4, 2021)
Tackles for Loss: 1.0, twice - last vs. Kennesaw State (Sept. 11, 2021)

QUEZ JACKSON

Solo Tackles: 7 at Florida State (Sept. 12, 2020)
Tackles for Loss: 2.0 vs. USF (Sept. 7, 2019)
Sacks: 1.0 vs. No. 1 Clemson (Oct. 17, 2020)
Fumbles Forced: 1 vs. No. 4 Georgia (Nov. 30, 2019)
Fumbles Recovered: 1, twice - last vs. Northern Illinois (Sept. 4, 2021)
Pass Breakups: 2 vs. No. 1 Clemson (Oct. 17, 2020)
Interceptions: 1, twice - last vs. Pitt (Dec. 10, 2020)

KENAN JOHNSON

Tackles: 4 at NC State (Dec. 5, 2020)
Solo Tackles: 4 at NC State (Dec. 5, 2020)
Tackles for Loss: 1.0 at No. 1 Clemson (Aug. 29, 2019)
Fumbles Forced: 1 vs. NC State (Nov. 21, 2019)
Pass Breakups: 1, 3x - last vs. Kennesaw State (Sept. 11, 2021)

BRUCE JORDAN-SWILLING

Rushing Attempts: 3 vs. No. 1 Clemson (Oct. 17, 2020)
Rushing Yards: 4 at Syracuse (Sept. 26, 2020)
Longest Rush: 4 at Syracuse (Sept. 26, 2020)
Tackles: 11 at Virginia (Nov. 4, 2017)
Solo Tackles: 6 at Virginia (Nov. 4, 2017)
Tackles for Loss: 1.5 at Duke (Oct. 12, 2019)
Sacks: 1.5 at Duke (Oct. 12, 2019)
Fumbles Forced: 1, twice - last at Louisville (Oct. 9, 2020)
Fumbles Recovered: 1, 3x - last at Louisville (Oct. 9, 2020)
Interceptions: 1 at Virginia (Nov. 4, 2017)
Pass Breakups: 1 vs. Pittsburgh (Sept. 23, 2017)
Quarterback Hurries: 1 at No. 7 Clemson (Oct. 28, 2017)
Touchdowns: 1 at Virginia (Nov. 4, 2017) (interception return)

KYLE KENNARD

Tackles: 3 at NC State (Dec. 5, 2020)
Solo Tackles: 2 at NC State (Dec. 5, 2020)
Tackles for Loss: 1.5 at NC State (Dec. 5, 2020)

JAYLON KING

Tackles: 6, twice - last vs. Kennesaw State (Sept. 11, 2021)
Solo Tackles: 6 vs. No. 4 Georgia (Nov. 30, 2019)
Tackles for Loss: 1.0, twice - last at Louisville (Oct. 9, 2020)
Pass Breakups: 1 vs. No. 4 Georgia (Nov. 30, 2019)

DEMETRIUS KNIGHT II

Tackles: 6 at Duke (Oct. 12, 2019)
Solo Tackles: 1, 4x - last at Duke (Oct. 12, 2019)
Tackles for Loss: 1.0, 3x - last vs. No. 14 UCF (Sept. 19, 2020)
Sacks: 1.0 at Miami (Oct. 19, 2019)
Fumbles Forced: 1, twice - last vs. No. 14 UCF (Sept. 19, 2020)
Pass Breakups: 1, twice - last at Duke (Oct. 12, 2019)

DYLAN LEONARD

Receptions: 1, 3x - last at Louisville (Oct. 9, 2020)
Receiving Yards: 15 at Louisville (Oct. 9, 2020)
Longest Reception: 15 at Louisville (Oct. 9, 2020)

JOSEPH MACRINA

Rushing Attempts: 2, twice - last vs. Bowling Green, Sept. 29, 2018
Rushing Yards: 8 vs. Alcorn State, Sept. 1, 2018
Longest Rush: 4 yards, twice - last vs. Bowling Green, Sept. 29, 2018)

JORDAN MASON

Rush Attempts: 22 vs. NC State (Nov. 21, 2019)
Rush Yards: 141, twice - last vs. NC State (Nov. 21, 2019)
Rush TDs: 3 at Virginia Tech (Oct. 25, 2018)
Longest Rush: 48, twice - last vs. Duke (Nov. 28, 2020)
Receptions: 3 vs. USF (Sept. 7, 2019)
Receiving Yards: 37 at Boston College (Oct. 24, 2020)
Receiving TDs: 1 vs. Kennesaw State (Sept. 11, 2021)
Longest Reception: 37 at Boston College (Oct. 24, 2020)

NATE McCOLLUM

Rush Attempts: 1, twice - last at NC State (Dec. 5, 2020)
Rushing Yards: 7 vs. Duke (Nov. 28, 2020)
Receptions: 1, 3x - last vs. Kennesaw State (Sept. 11, 2021)
Receiving Yards: 10 at NC State (Dec. 5, 2020)
Longest Reception: 10 at NC State (Dec. 5, 2020)

KYRIC MCGOWAN

Receptions: 6 vs. Kennesaw State (Sept. 11, 2021)
Receiving Yards: 91 vs. Kennesaw State (Sept. 11, 2021)
Receiving TDs: 2 vs. Kennesaw State (Sept. 11, 2021)
Longest Reception: 39 vs. Kennesaw State (Sept. 11, 2021)

KALANI NORRIS

Receptions: 2 vs. Kennesaw State (Sept. 11, 2021)
Receiving Yards: 36 vs. Kennesaw State (Sept. 11, 2021)
Receiving TDs: 1 vs. Kennesaw State (Sept. 11, 2021)
Longest Reception: 20 vs. Kennesaw State (Sept. 11, 2021)

TOBIAS OLIVER

Pass Completions: 4 at Temple (Sept. 28, 2019)
Pass Attempts: 11 at Temple (Sept. 28, 2019)
Pass Yards: 104 at North Carolina (Nov. 3, 2018)
Pass TDs: 1, twice - last at North Carolina (Nov. 3, 2018)
Longest Pass: 86 at North Carolina (Nov. 3, 2018)
Rush Attempts: 40 at Virginia Tech (Oct. 25, 2018)
Rush Yards: 215 at Virginia Tech (Oct. 25, 2018) (40 Carries)
Rush TDs: 3 at Virginia Tech (Oct. 25, 2018)
Longest Rush: 65 [T-8th], At Louisville, Oct 05, 2018
Receptions: 4 at Virginia (Nov. 9, 2019)
Receiving Yards: 57 at Virginia (Nov. 9, 2019)
Receiving TDs: 1 vs. NC State (Nov. 21, 2019)
Longest Reception: 37 at Virginia (Nov. 9, 2019)
Kick Returns: 3 vs. Virginia Tech (Nov. 16, 2019)
Kick Return Yards: 96 vs. The Citadel (Sept. 14, 2019)
Longest Kick Return: 52 vs. The Citadel (Sept. 14, 2019)
Tackles: 3, twice - last vs. No. 4 Notre Dame (Oct. 31, 2020)
Solo Tackles: 2 at Boston College (Oct. 24, 2020)

ADONICAS SANDERS

Receptions: 7 at NC State (Dec. 5, 2020)
Receiving Yards: 105 at NC State (Dec. 5, 2020)
Longest Reception: 39 vs. North Carolina (Oct. 5, 2019)
Receiving TDs: 1 vs. Duke (Nov. 28, 2020)

DAVID SHANAHAN

Punts: 3, twice - last vs. Kennesaw State (Sept. 11, 2021)
Punting Yards: 158 vs. Northern Illinois (Sept. 4, 2021)
Punting Avg.: 52.7 vs. Northern Illinois (Sept. 4, 2021)
Longest Punt: 63 yds. vs. Northern Illinois (Sept. 4, 2021)

CAREER HIGHS

JEFF SIMS

Rushing Attempts: 17 at NC State (Dec. 5, 2020)
Rushing Yards: 108 vs. Duke (Nov. 28, 2020)
Rushing TDs: 1, 3x - last at Louisville (Oct. 9, 2020)
Longest Rush: 34 at NC State (Dec. 5, 2020)
Pass Attempts: 36 vs. No. 14 UCF (Sept. 19, 2020)
Pass Completions: 23 at Florida State (Sept. 12, 2020)
Passing Yards: 277 at Florida State (Sept. 12, 2020)
Passing TDs: 3 vs. Duke (Nov. 28, 2020)
Longest Pass: 59 vs. No. 1 Clemson (Oct. 17, 2020)

MYLES SIMS

Tackles: 5, twice - last at Florida State (Sept. 12, 2020)
Solo Tackles: 5 vs. No. 4 Georgia (Nov. 30, 2019)
Tackles for Loss: 1.0 at NC State (Dec. 5, 2020)
Pass Breakups: 2 at Florida State (Sept. 12, 2020)

DONTAE SMITH

Rush Attempts: 9 at NC State (Dec. 5, 2020)
Rushing Yards: 82 vs. Kennesaw State (Sept. 11, 2021)
Longest Rush: 36 vs. Duke (Nov. 28, 2020)
Rushing TDs: 2 vs. Duke (Nov. 28, 2020)
Receptions: 2, twice - last vs. No. 14 UCF (Sept. 19, 2020)
Receiving Yards: 32 at Florida State (Sept. 12, 2020)
Longest Reception: 20 at Florida State (Sept. 12, 2020)
Kick Returns: 3 vs. North Carolina (Oct. 5, 2019)
Kick Return Yards: 77 vs. North Carolina (Oct. 5, 2019)
Longest Kick Return: 31 vs. North Carolina (Oct. 5, 2019)

TRE SWILLING

Tackles: 6, twice - last vs. Duke (Nov. 28, 2020)
Solo Tackles: 4, twice - last vs. Northern Illinois (Sept. 4, 2021)
Sacks: 1.0 vs. Duke (Oct. 13, 2018)
Tackles for Loss: 1.0, 4x - last vs. Northern Illinois (Sept. 4, 2021)
Interceptions: 1, twice - last at No. 1 Clemson (Aug. 29, 2019)
Longest INT Return: 41 yards at No. 1 Clemson (Aug. 29, 2019)
Fumbles Forced: 1 vs. Duke (Oct. 13, 2018)
Fumbles Recovered: 1, 3x - vs. Duke (Nov. 28, 2020)
Pass Breakups: 2, 3x - last at Virginia (Nov. 9, 2019)

AKELO STONE

Tackles: 3 vs. Kennesaw State (Sept. 11, 2021)
Solo Tackles: 3 vs. Kennesaw State (Sept. 11, 2021)
Tackles for Loss: 2.0 vs. Kennesaw State (Sept. 11, 2021)
Sacks: 1.0 vs. Duke (Nov. 28, 2020)

TRENILYAS TATUM

Tackles: 1 vs. Northern Illinois (Sept. 4, 2021)
Solo Tackles: 1 vs. Northern Illinois (Sept. 4, 2021)

CHARLIE THOMAS

Tackles: 9, twice - last vs. USF (Sept. 7, 2019)
Solo Tackles: 7 vs. USF (Sept. 7, 2019)
Sacks: 2.0, 3x - last vs. No. 14 UCF (Sept. 19, 2020)
Tackles for Loss: 3.0 vs. No. 14 UCF (Sept. 19, 2020)
Interceptions: 2 vs. Kennesaw State (Sept. 11, 2021)
Fumbles Forced: 1, three times - last vs. The Citadel (Sept. 14, 2019)
Fumbles Recovered: 2 at Louisville (Oct. 5, 2018)
Safeties: 1 at Temple (Sept. 28, 2019)
Pass Breakups: 1, 3x - last vs. NC State (Nov. 21, 2019)

JUANYEH THOMAS

Tackles: 10 at Syracuse (Sept. 26, 2020)
Solo Tackles: 8 vs. Pitt (Nov. 2, 2019)
Tackles for Loss: 2.0 vs. Pitt (Nov. 2, 2019)
Fumbles Forced: 1, 3x - last vs. Pitt (Dec. 10, 2020)
Fumbles Recovered: 1 vs. Miami (Fla.) (Nov. 10, 2018)
Pass Breakups: 2 at Virginia (Nov. 9, 2019)
Interceptions: 1, 3x - last vs. No. 14 UCF (Sept. 19, 2020)
Longest Interception Return: 95 at Louisville (Oct. 5, 2018)
Punt Returns: 3 vs. Alcorn St. (Sept. 1, 2018)
Punt Return Yards: 31 vs. Alcorn St. (Sept. 1, 2018)
Longest Punt Return: 25 vs. Alcorn St. (Sept. 1, 2018)
Kick Returns: 6 at USF (Sept. 8, 2018)
Kick Return Yards: 134 at USF (Sept. 08, 2018)
Longest Kick Return: 100 at No. 5 Georgia (Nov. 24, 2018)

WESLEY WALKER

Tackles: 7, twice - last at NC State (Dec. 5, 2020)
Solo Tackles: 5 at Louisville (Oct. 9, 2020)
Tackles for Loss: 1.0, twice - last at NC State (Dec. 5, 2020)
Pass Breakups: 2 vs. No. 14 UCF (Sept. 19, 2020)

ZAMARI WALTON

Tackles: 7 at Florida State (Sept. 12, 2020)
Solo Tackles: 5, twice - last vs. NC State (Nov. 21, 2019)
Pass Breakups: 2, twice - last at Temple (Sept. 28, 2019)
Interceptions: 1, twice - last vs. No. 1 Clemson (Oct. 17, 2020)
Fumbles Recovered: 1 vs. No. 4 Notre Dame (Oct. 31, 2020)

JORDAN YATES

Pass attempts: 23 vs. Kennesaw State (Sept. 11, 2021)
Pass completions: 17 vs. Kennesaw State (Sept. 11, 2021)
Passing Yards: 254 vs. Kennesaw State (Sept. 11, 2021)
Longest Pass: 53 vs. Northern Illinois (Sept. 4, 2021)
Rush Attempts: 10 vs. Virginia Tech (Nov. 16, 2019)
Rushing Yards: 27 vs. Northern Illinois (Sept. 4, 2021)
Longest Rush: 13 yards vs. Virginia Tech (Nov. 16, 2019)

SYLVAIN YONDJOUE

Tackles: 4 at Duke (Oct. 12, 2019)
Solo Tackles: 2 at Duke (Oct. 12, 2019)
Tackles for Loss: 1.0, 3x - last at Syracuse (Sept. 26, 2020)

STARTING LINEUPS, ETC.

OFFENSIVE STARTERS	QB	RB	WR	WR	WR	TE	LT	LG	C	RG	RT
Northern Illinois	Sims	Gibbs	Carter	McGowan	Sanders	Leonard	Cochran	Cooper	Minihan	Johnson	Pendley
Kennesaw State	Sims	Gibbs	Mason [#]	McGowan	Carter	leonard	Cochran	Cooper	Minihan	Johnson	Williams
Clemson											
North Carolina											
Pitt											
Duke											
Virginia											
Virginia Tech											
Miami (Fla.)											
Boston College											
Notre Dame											
Georgia											

[#]WR ^{*}TE ^{*}RB

DEFENSIVE STARTERS	DE	DT	DT	DE	LB	LB	S	S	S	CB	CB
Northern Illinois	Chimedza	Griffin	Brooks	Ivey	Eley	Domineck	Walker ^(N)	Carpenter	J. Thomas	Swilling	Walton
Kennesaw State	Chimedza		Brooks	Ivey	Eley	Domineck	C. Thomas	Carpenter	J. Thomas	Swilling	Oliver
Clemson											
North Carolina											
Pitt											
Duke											
Virginia											
Virginia Tech											
Miami (Fla.)											
Boston College											
Notre Dame											
Georgia											

^(N) = Nickel

GAME INFORMATION

	TECH CAPTAINS	COIN TOSS	GT KO/REC.	GT 1ST OFF. PLAY	GT 1ST POSSESSION	OPP. 1ST POSSESSION	KICKOFF TIME	GAME LENGTH	GT HELMET	GT JERSEY	GT PANTS
Northern Ill.	Johnson, Sims Eley, Thomas	GT	KO	Gibbs rush 6	Downs	Punt	7:35	3:26	Gold	White/Blue	Gold/Blue
Kennesaw St.	Brooks, Carter Swilling, Cochran	KSU	KO	Gibbs rush 26	TD	Punt	12:11	3:12	Golf	White/Gold	Gold/Blue
Clemson											
North Carolina											
Pitt											
Duke											
Virginia											
Virginia Tech											
Miami (Fla.)											
Boston College											
Notre Dame											
Georgia											

^{*} touchdown

TURNOVERS
GEORGIA TECH TAKEAWAYS

NO.	OPP.	QTR	TURNOVER	DEFENDER(S)	LED TO	PTS. OFF
1.	NIU	4	Fumble	W. Walker (F); Q. Jackson (R)	TD	7
2.	KSU	1	Fumble	J. Domineck (F, R)	TD [*]	7
3.	KSU	3	Interception	C. Thomas	Punt	0
4.	KSU	4	Interception	C. Thomas	TD	7
[*] Defensive touchdown					Points	21

GEORGIA TECH GIVEAWAYS

NO.	OPP.	QTR	TURNOVER	OFFENSIVE PLAYER	LED TO	PTS. OFF
1.	NIU	2	Fumble	Jeff Sims	Punt	0
3.	KSU	4	Fumble	Jamious Griffin	Punt	0
[*] Defensive touchdown				Points		0



DRIVES

DRIVE CHART

DISPLAYED GEORGIA TECH/OPPONENT

	Possessions	TDs	FGs Made	FGs Missed	Fum.	Int.	Safety	Punt	Downs	Half	Game	80+yard Drives	3 and Out
Northern Illinois	12/12	3/3	0/0	0/3	1/1	0/0	0/0	3/7	2/0	0/1	0/1	1/1	2/7
Kennesaw State	12/13	5/2	1/1	0/0	0/1	0/2	0/0	3/7	0/0	2/0	1/0	2/0	3/4
Clemson													
North Carolina													
Pitt													
Duke													
Virginia													
Virginia Tech													
Miami (Fla.)													
Boston College													
Notre Dame													
Georgia													
TOTALS	24/25	8/5	1/1	0/3	1/2	0/2	0/0	6/14	2/0	2/1	1/1	3/1	5/11

GEORGIA TECH SCORING DRIVES

	QTR	TD	FG	PLAYERS	PLAY	PL	YDS	TIME
Northern Ill.	2	X		McGowan from Yates	22-yd pass	17	97	6:00
	4	X		Dontae Smith	15-yd rush	5	77	2:23
	4	X		Jordan Yates	4-yd rush	3	25	0:54
Kennesaw St.	1	X		Mason from Yates	6-yd pass	8	81	2:44
	1	X		Jordan Domineck fumble return	70-yd return			5:01
	2		X	Brent Cimaglia	31-yd FG	12	52	4:49
	2	X		McGowan from Yates	4-yd pass	7	48	2:48
	3	X		Norris from Yates	16-yd pass	6	80	2:32
	4	X		McGowan from Yates	39-yd pass	2	44	0:30
	4	X		Dontae Smith	10-yd rush	4	42	1:46

OPPONENT SCORING DRIVES

	QTR	TD	FG	PLAYERS	PLAY	PL	YDS	TIME
Northern Ill.	1	X		H. Waylee	35-yd rush	8	74	3:42
	2	X		Joiner from Lombardi	5-yd pass	12	66	5:22
	4	X		Ratkovich from Lombardi	3-yd pass	9	80	2:04
Kennesaw St.	2		X	N. Robertson	31-yd FG	9	46	4:22
	4	X		I. Cousin	54-yd rush	7	75	4:08
	4	X		A. Adeleke from Shepherd	39-yd pass	4	46	1:30

TOUCHDOWN DRIVES SUMMARY	GT	OPP
Touchdown plays of 20-plus yards	3	2
Touchdown plays of 50-plus yards	1	1
Touchdown drives of 80-plus yards	3	1
Touchdown drives of 90-plus yards	1	-
Touchdown drives of 20 yards or less	-	-
Touchdown drives of 5:00 or more	2	1
Touchdown drives of 7:00 or more	-	-
Touchdown drives of 3:00 or less	7	2
Touchdown drives of 2:00 or less	3	1
Touchdown drives of 1:00 or less	2	-
Touchdown drives of 5 plays or less	3	2
Touchdown drives of 10 plays or more	1	1
Touchdown drives of 1 play	-	-

does not include special teams or defensive touchdowns

BIG PLAYS
GEORGIA TECH BIG PLAYS (20+ YARDS)

NO.	OPPONENT	PLAYER(S)	PLAY	* Touchdown	
				DOWN-DIST.	YDS.
1.	Northern Illinois	Jeff Sims	Rush	1-10	28
2.		Jordan Mason	Rush	3-3	24
3.		Malachi Carter from Jordan Yates	Pass	1-10	53
4.	Kennesaw State	Jordan Domineck	FUM Return		70*
5.		Jahmyr Gibbs	KO Return		42
6.		Kyric McGowan from Jordan Yates	Pass	2-5	39*
7.		Jahmyr Gibbs from Jordan Yates	Pass	1-10	32
8.		Malachi Carter from Jordan Yates	Pass	3-8	30
9.		Dontae Smith	Rush	2-3	29
10.		Jahmyr Gibbs	Rush	1-10	26
11.		Kalani Norris from Jordan Yates	Pass	3-8	20

OPPONENT BIG PLAYS (20+ YARDS)

NO.	OPPONENT	PLAYER(S)	PLAY	* Touchdown	
				DOWN-DIST.	YDS.
1.	Northern Illinois	T. Richie from R. Lombardi	Pass	1-10	39
2.	Kennesaw State	I. Cousin	Rush	4-4	54*
3.		Adeleke from Shepherd	Pass	4-3	39*
4.		Farrow from Shepherd	Pass	3-3	22

BIG PLAYS FROM SCRIMMAGE SUMMARY

RUSH/CATCH	20-29	30-39	40-49	50-59	60-69	70-79	80-89	90-99	TOT
Malachi Carter				1 (0/1)					1
Jordan Mason	1 (1/0)								1
Jeff Sims	1 (1/0)								1
Totals	2 (2/0)			1 (0/1)					3
Opponents		1 (0/1)							1
PASSING	20-29	30-39	40-49	50-59	60-69	70-79	80-89	90-99	TOT
Jordan Yates				1					1
Totals				1					1
Opponents		1							1

THE LAST TIME IT HAPPENED ...

TEAM

	GEORGIA TECH	OPPONENT
Scored 50 Points	Nov. 28, 2020 vs. Duke (56)	Oct. 17, 2020 by No. 1 Clemson (73)
Scored 50 Points, ACC Game	Nov. 28, 2020 vs. Duke (56)	Aug. 29, 2019 by No. 1 Clemson (52)
Scored 35 Points, Half	Oct. 5, 2018 at Louisville (35/2nd)	Oct. 17, 2020 by No. 1 Clemson (1st/52)
Scored 28 Points, Quarter	Sept. 3, 2015 vs. Alcorn State (34/1st)	Oct. 17, 2020 by No. 1 Clemson (2nd/35)
Scored 0 Points	Nov. 16, 2019 vs. Virginia Tech	Sept. 1, 2018 by Alcorn State
Scored 0 Points, Half	Oct. 17, 2020 vs. No. 1 Clemson (2nd)	Sept. 1, 2018 by Alcorn State (2nd)
Overcame 10-Point Deficit, Win	Oct. 9, 2020 vs. Louisville (21-7)	Sept. 8, 2018 by USF (28-38)
Overcame 10-Point Halftime Deficit, Win	Sept. 12, 2020 at Florida State (0-10)	Nov. 30, 2013 by Georgia (20T) (7-20)
40-Point Margin of Victory	Sept. 29, 2018 vs. Bowling Green (63-17)	Oct. 17, 2020 by No. 1 Clemson (73-7)
30-39-Point Margin of Victory	Oct. 5, 2018 at Louisville (66-31)	Nov. 16, 2019 by Virginia Tech (0-45)
Scored 30 Points or more, Loss	Sept. 8, 2018 at USF (38)	Oct. 5, 2018 by Louisville (31)
Scored fewer than 10 Points, Win	Nov. 11, 2006 at North Carolina (7-0)	Dec. 2, 2006 by Wake Forest (9-6)
7 Touchdowns	Nov. 28, 2020 vs. Duke (7)	Oct. 17, 2020 by No. 1 Clemson (10)
0 Touchdowns	Nov. 16, 2019 vs. Virginia Tech	Sept. 1, 2018 by Alcorn State
5+ Rushing Touchdowns	Oct. 25, 2018 at Virginia Tech (7)	Aug. 29, 2019 by No. 1 Clemson (5)
4+ Passing Touchdowns	Sept. 13, 2014 vs. Georgia Southern (4)	Oct. 17, 2020 by No. 1 Clemson (7)
Interception Return for TD	Oct. 5, 2018 at Louisville Juanyeh Thomas (95 yards) (Jordan Travis pass)	Sept. 26, 2020 by Syracuse T. Williams (43 yards) (Jeff Sims pass)
Fumble Return for TD	Sept. 11, 2021 vs. Kennesaw St.; Jordan Domineck (70 yards)	Nov. 28, 2020 by Duke; Shaka Heyward (0 yards)
Punt Return for TD	Sept. 10, 2009 vs. Clemson; Jerrard Tarrant (85 yards)	Sept. 23, 2017 by Pittsburgh; Quadree Henderson (80 yards)
Blocked Punt Return for TD	Sept. 27, 1997 vs. Clemson Block by Ajenavi Eziemefe, D'Jay Jones recovered for TD	Oct. 12, 2019 by Duke Xander Gagnon blocked and Javon Jackson recovered for a TD
Kickoff Return for TD	Nov. 24, 2018 at No. 5 Georgia; Juanyeh Thomas (100-yard return)	Sept. 8, 2018 by USF; Terrence Horne (98 yards) Sept. 8, 2018 by USF; Terrence Horne (97 yards)
2 Non-Offensive TDs	Nov. 8, 2014 at NC State (INT return, fumble return)	Sept. 8, 2018 by USF (2 kickoff returns)
4 Field Goals Made	Dec. 31, 2016 vs. Kentucky (4)	Oct. 14, 2017 by No. 11/10 Miami (4)
3 Field Goals Missed	Sept. 4, 2021 vs. Northern Illinois (3)	Oct. 19, 2019 by Miami (3)
5 Field Goals Attempted	Dec. 31, 2011 vs. Utah (5)	Nov. 17, 2007 by North Carolina (5)
50-yard Field Goal Made	Dec. 31, 2016 vs. Kentucky (Harrison Butler, 52)	Sept. 23, 2017 by Pittsburgh; Alex Kessman (55 yards)
Missed PAT	Oct. 9, 2020 vs. Louisville	Sept. 26, 2020 by Syracuse
Missed more than 1 PAT	Nov. 3, 2012 at Maryland (2)	Nov. 5, 1977 by Notre Dame (2)
Made 2-Point Conversion	Oct. 5, 2019 vs. North Carolina (J. Graham pass to T. Davis)	Sept. 4, 2021 by Northern Illinois (R. Lombardi pass to T. Richie)
Failed 2-Point Conversion	Oct. 9, 2020 vs. Louisville (Jeff Sims pass failed)	Nov. 21, 2019 by NC State (Devin Leary pass failed)
Two+ 2-Point Conversions Att.	Nov. 17, 2018 vs. Virginia (OT) (2, 2 converted)	Nov. 11, 2017 by No. 17 Virginia Tech (2, 2 failed)
Defensive Extra Point Scored	Oct. 28, 1989 at Duke Ken Swilling 99-yard INT return (Steve Prince pass)	None recorded
Recorded Safety	Sept. 28, 2019 at Temple Temple RB was tackled in their own end zone	Nov. 28, 2020 by Duke GT fumbled a punt return into the endzone
Blocked Field Goal	Oct. 19, 2019 at Miami Antwan Owens blocked T. Davidson's attempt	Sept. 4, 2017 by No. 25/24 Tennessee (20T) Paul Bain blocked Shawn Davis' attempt
Blocked PAT	Sept. 26, 2020 vs. Syracuse (D'Quon Douse)	Oct. 9, 2020 by Louisville (J. Goldwire)
Blocked Punt	Nov. 2, 2019 vs. Pitt Jerry Howard, Jr. blocked punt of Kirk Christodoulou	Oct. 12, 2019 by Duke Xander Gagnon blocked punt of Pressley Harvin III
Blocked 2 Kicks/Punts	Dec. 30, 2013 vs. Ole Miss (field goal/PAT)	Nov. 4, 1989 by Western Carolina (2 FGAs)
30+ First Downs	Oct. 25, 2018 at Virginia Tech (35)	Sept. 19, 2020 by No. 14 UCF (31)
10 (or fewer) First Downs	Oct. 17, 2020 vs. No. 1 Clemson (7)	Sept. 1, 2018 by Alcorn State (9)
500-599 Yards Total Offense	Nov. 28, 2020 vs. Duke (523)	Oct. 5, 2019 by North Carolina (587)
600+ Yards Total Offense	Sept. 8, 2018 at USF (602)	Oct. 17, 2020 by No. 1 Clemson (671)
< 200 Yards Total Offense	Nov. 16, 2019 vs. Virginia Tech (134)	Sept. 1, 2018 by Alcorn State (146)
< 100 Yards Total Offense	Nov. 18, 1961 at Alabama (96)	Oct. 9, 2004 by Maryland (82)
300+ Yards Total Offense, Half	Sept. 8, 2018 at USF (337/2nd)	Oct. 17, 2020 by No. 1 Clemson (473/1st)
< 50 Yards Total Offense, Half	Sept. 22, 2016 vs. No. 5/3 Clemson (22/1st)	Sept. 9, 2017 by Jacksonville State (45/2nd)
90 Offensive Plays	Sept. 4, 2017 vs. No. 25/24 Tennessee (20T) (96)	Sept. 19, 2020 by No. 14 UCF (92)
50 (or fewer) Offensive Plays	Nov. 2, 2019 vs. Pitt (50)	Oct. 25, 2018 by Virginia Tech (47)
300-399 Yards Rushing	Nov. 28, 2020 vs. Duke (377)	Sept. 14, 2019 by The Citadel (320)
400+ Yards Rushing	Nov. 3, 2018 at North Carolina (461)	Aug. 29, 2019 by No. 1 Clemson (411)
50 Yards (or less) Rushing	Nov. 27, 2004 at Georgia (24)	Sept. 23, 2017 by Pittsburgh (37)
0 Yards (or less) Rushing	1968 (two times – vs. Notre Dame and Navy)	Nov. 2, 2013 by Pittsburgh (-5)
60+ Rushing Attempts	Oct. 25, 2018 at Virginia Tech (78)	Sept. 14, 2019 by The Citadel (71)
30 (or fewer) Rushing Attempts	Nov. 2, 2019 vs. Pitt (29)	Nov. 10, 2018 by Miami (Fla.)
25+ Pass Completions	Sept. 10, 2005 vs. North Carolina (25)	Oct. 17, 2020 by No. 1 Clemson (33)
5 (or fewer) Pass Completions	Nov. 24, 2018 at No. 5 Georgia (5)	Sept. 14, 2019 by The Citadel (1)

THE LAST TIME IT HAPPENED ...
TEAM

	GEORGIA TECH	OPPONENT
40+ Pass Attempts	Sept. 22, 2007 at Virginia (40)	Nov. 28, 2020 by Duke (47)
10 (or fewer) Pass Attempts	Nov. 17, 2018 vs. Virginia (OT) (8)	Sept. 14, 2019 by The Citadel (4)
Threw 3 Interceptions	Sept. 26, 2020 vs. Syracuse (4)	Nov. 3, 2018 by North Carolina (3)
300-399 Yards Passing	Sept. 1, 2011 vs. Western Carolina (365)	Dec. 5, 2020 by NC State (309)
400+ Yards Passing	Nov. 10, 2001 at Virginia (486)	Oct. 17, 2020 by No. 1 Clemson (500)
100 (or less) Yards Passing	Nov. 30, 2019 vs. No. 4 Georgia (40)	Sept. 1, 2018 by Alcorn State (69)
Completed 70 Percent of Passes	Sept. 11, 2021 vs. Kennesaw State (.739, 17-of-23)	Nov. 24, 2018 by No. 5 Georgia (.789, 15-of-19)
5+ Fumbles	Oct. 13, 2018 vs. Duke (6)	Oct. 25, 2014 by Pittsburgh (7)
4+ Fumbles Lost	Sept. 23, 2017 vs. Pittsburgh (4)	Nov. 28, 2020 by Duke (4)
5 Turnovers	Sept. 26, 2020 vs. Syracuse (5)	Nov. 28, 2020 by Duke (5)
0 Turnovers	Dec. 5, 2020 at NC State	Dec. 5, 2020 by NC State
10 Penalties	Dec. 5, 2020 at NC State (12)	Oct. 24, 2020 by Boston College (10)
2 (or fewer) Penalties	Sept. 7, 2019 vs. USF (2)	Nov. 30, 2019 by No. 4 Georgia (0)
100+ Penalty Yards	Dec. 5, 2020 at NC State (111)	Oct. 24, 2020 by Boston College (102)
10 (or fewer) Penalty Yards	Oct. 14, 2017 vs. No. 11/10 Miami (6)	Nov. 30, 2019 by No. 4 Georgia (0)
10 Punts	Nov. 30, 2019 vs. No. 4 Georgia (13)	Oct. 11, 2008 by Gardner-Webb (10)
0 Punts	Oct. 5, 2018 at Louisville	Dec. 5, 2009 by Clemson
10 Third-Down Conversions	Dec. 5, 2020 at NC State (10)	Oct. 31, 2020 by No. 4 Notre Dame (10)
2+ Fourth-Down Conversions	Nov. 21, 2019 vs. NC State (2-of-3)	Oct. 17, 2020 by No. 1 Clemson (2-for-2)
4 Fourth-Down Attempts	Oct. 24, 2020 at Boston College (2-of-4)	Sept. 12, 2020 by Florida State (3-of-5)
37:00 or higher TOP	Oct. 25, 2018 at Virginia Tech (42:18)	Nov. 19, 2016 by Virginia (38:37)
15 Tackles for Loss	Sept. 1, 2007 at Notre Dame (19)	None Recorded
10 Sacks	Oct. 9, 1993 vs. Maryland (11)	None Recorded
5 Players to Score TD	Sept. 11, 2021 vs. Kennesaw State (5)	Oct. 17, 2020 by No. 1 Clemson (9)
4 Players to Rush for TD	Oct. 9, 2020 vs. Louisville (4)	Nov. 10, 2012 by North Carolina (4)
3 Players to Catch TD Pass	Sept. 11, 2021 vs. Kennesaw State (3)	Oct. 17, 2020 by No. 1 Clemson (6)
2 Players to Throw TD Pass	Oct. 9, 2020 vs. Louisville (2 - Jeff Sims & Ahmarean Brown)	Oct. 17, 2020 by No. 1 Clemson (5 - Trevor Lawrence; 2 - Hunter Helms)
15-Play+ Touchdown Drive	Sept. 4, 2021 vs. Northern Illinois (17)	Oct. 31, 2020 by No. 4 Notre Dame (15)
8-Minute+ Touchdown Drive	Sept. 30, 2017 vs. North Carolina (8:54)	Oct. 31, 2020 by No. 4 Notre Dame (8:38)
90-Yard+ Touchdown Drive	Sept. 4, 2021 vs. Northern Illinois (97)	Sept. 19, 2020 by No. 14 UCF (90)
1-Play Touchdown Drive	Nov. 3, 2018 at North Carolina (Q. Searcy 86-yd pass from T. Oliver)	Oct. 17, 2020 by No. 1 Clemson (A. Rodgers 83-yd pass from T. Lawrence)
Won an Overtime Game	Oct. 19, 2019 at Miami (OT) (28-21)	Sept. 14, 2019 by The Citadel (OT) (27-24)
Game Won on Final Play	Oct. 24, 2015 vs. Florida State (Lance Austin 78-yard missed FG return)	Sept. 14, 2019 by The Citadel (37-yard FG in overtime)

BOTH TEAMS COMBINED

90 Points	Oct. 5, 2018 at Louisville (97) (66-31)
100+ Rushing Attempts	Sept. 19, 2019 vs. The Citadel (104)
20 (or fewer) Points	Nov. 28, 2015 vs. Georgia (20) (13-7)
60 (or fewer) Rushing Att.	Sept. 9, 2006 vs. Samford (51)
10 (or fewer) Points	Nov. 11, 2006 at North Carolina (7) (7-0)
700+ Yards Passing	Nov. 10, 2001 at Virginia (813)
50 Points in a Half	Oct. 17, 2020 vs. No. 1 Clemson (59/st)
150 (or fewer) Passing Yds.	Nov. 3, 2012 at Maryland (146)
0 Points in a Half	Nov. 11, 2006 at North Carolina (2nd)
50 Pass Completions	Sept. 15, 2007 vs. Boston College (50)
30 Points in a Quarter	Nov. 28, 2020 vs. Duke (33/2nd)
20 (or fewer) Completions	Sept. 14, 2019 vs. The Citadel (8)
10+ Touchdowns	Nov. 28, 2020 vs. Duke (12)
90 Pass Attempts	Oct. 26, 2002 vs. Virginia (101)
0 Touchdowns	Dec. 2, 2006 vs. Wake Forest
30 (or fewer) Pass Att.	Sept. 14, 2019 vs. The Citadel (17)
5 Touchdowns in a Quarter	Oct. 17, 2020 vs. No. 1 Clemson (5/2nd)
5 Passes Intercepted	Nov. 1, 2007 vs. Virginia Tech (5)
8 Touchdowns in a Half	Nov. 10, 2012 at North Carolina (8/1st, 8/2nd)
10 Fumbles	Oct. 13, 2018 vs. Duke (10)



6 Field Goals	Nov. 17, 2018 vs. Virginia (OT) (6)
5 Fumbles Lost	Sept. 23, 2017 vs. Pittsburgh (5)
4 Field Goals Missed	Oct. 20, 2012 vs. Boston College (4)
10 Turnovers	Nov. 17, 1990 at Wake Forest (10)
8 Field Goals Att.	Nov. 17, 2007 vs. North Carolina (8)
0 Turnovers	Oct. 15, 2016 vs. Georgia Southern
50 First Downs	Sept. 19, 2020 vs. No. 14 UCF (54)
20 Penalties	Oct. 24, 2020 at Boston College (20)
25 (or fewer) First Downs	Oct. 18, 2008 at Clemson (24) (12-12)
5 (or fewer) Penalties	Nov. 21, 2019 vs. NC State (5)
1,000+ Yards Total Offense	Sept. 19, 2020 vs. No. 14 UCF (1,131)
200 Penalty Yards	Sept. 9, 2000 vs. Florida State (254)
500 Yds (or fewer) Total Off.	Oct. 22, 2011 at Miami (473)
25 (or fewer) Penalty Yards	Oct. 22, 2011 at Miami (15)
160+ Offensive Plays	Sept. 19, 2020 vs. No. 14 UCF (173)
15+ Punts	Nov. 30, 2019 vs. No. 4 Georgia (17)
120 (or fewer) Off. Plays	Nov. 16, 2019 vs. Virginia Tech (117)
0 Punts	Dec. 5, 2009 vs. Clemson
600+ Yards Rushing	Oct. 5, 2018 at Louisville (655)
10 Sacks	Nov. 10, 2007 at Duke (10)
150 (or fewer) Rushing Yds.	Nov. 19, 2005 at Miami (150)



THE LAST TIME IT HAPPENED ...
INDIVIDUAL

	GEORGIA TECH	OPPONENT
30+ Rushing Attempts	Oct. 25, 2018 at Virginia Tech, Tobias Oliver (40)	Nov. 8, 2003 by Duke, Chris Douglas (30)
150-199 Yards Rushing	Oct. 5, 2018 at Louisville, TaQuon Marshall (175)	Oct. 9, 2020 by Louisville, Javian Hawkins (155)
200+ Yards Rushing	Oct. 25, 2018 at Virginia Tech, Tobias Oliver (215)	Aug. 29, 2019 by No. 1 Clemson, Travis Etienne (205)
50+ Pass Attempts	Oct. 6, 2005 vs. NC State, Reggie Ball (53)	Oct. 5, 2019 by North Carolina, Sam Howell (51)
40+ Pass Attempts	Sept. 22, 2007 at Virginia, Taylor Bennett (40)	Nov. 28, 2020 by Duke, Chase Brice (40)
25+ Pass Completions	Nov. 8, 2003 vs. Duke, Reggie Ball (27)	Sept. 19, 2020 by No. 14 UCF, Dillon Gabriel (27)
Threw 3 Interceptions	Sept. 26, 2020 vs. Syracuse, Jeff Sims (4)	Nov. 3, 2018 by North Carolina, Nathan Elliott (3)
300-399 Yards Passing	Oct. 6, 2007 vs. Maryland, Taylor Bennett (309)	Oct. 5, 2019 by North Carolina, Sam Howell (376)
400+ Yards Passing	Nov. 10, 2001 at Virginia, George Godsey (486)	Oct. 17, 2020 by No. 1 Clemson, Trevor Lawrence (404)
Rushed & Passed for 100+ Yds.	Nov. 28, 2020 vs. Duke, Jeff Sims (108/146)	Oct. 9, 2020 by Louisville, Javian Hawkins (155/229)
Rushed & Received for 100+ Yds.	Nov. 14, 2013 at Clemson Robert Godhigh (126/203)	Oct. 30, 1997 by North Carolina J. Linton (138/137)
300-399 Yards Total Offense	Nov. 4, 2017 at Virginia, TaQuon Marshall (322)	Oct. 14, 2017 by No. 11/10 Miami, Malik Rosier (317)
400+ Yards Total Offense	Oct. 29, 2016 vs. Duke, Justin Thomas (459)	Oct. 6, 2012 by Clemson, Tajh Boyd (460)
10+ Receptions	Oct. 7, 2006 vs. Maryland, Calvin Johnson (10)	Nov. 17, 2018 by Virginia, Olamide Zaccheaus (10)
100-199 Yards Receiving	Dec. 5, 2020 at NC State, Adonias Sanders (105)	Oct. 17, 2020 by No. 1 Clemson, Amari Rodgers (161)
200+ Yards Receiving	Oct. 4, 2008 vs. Duke, Demaryius Thomas (230)	Dec. 29, 2005 by Utah, Travis Latendresse (214)
4+ Touchdowns Scored	Sept. 4, 2017 vs. No. 25/24 Tennessee (20T) TaQuon Marshall (5)	Sept. 4, 2017 by No. 25/24 Tennessee (20T) John Kelly (4)
3+ Touchdowns Rushing	Oct. 25, 2018 at Virginia Tech Tobias Oliver/Jordan Mason (3)	Aug. 29, 2019 by No. 1 Clemson Travis Etienne (3)
3+ Touchdowns Receiving	Sept. 11, 2004 vs. Clemson, Calvin Johnson (3)	Nov. 29, 2008 by Georgia, Mohamed Massaquoi (3)
4+ Touchdowns Passing	Sept. 13, 2014 vs. Georgia Southern, Justin Thomas (4)	Oct. 17, 2020 by No. 1 Clemson, Trevor Lawrence (5)
Rushing & Receiving TDs	Oct. 24, 2020 at Boston College, Ahmarean Brown (1/1)	Oct. 14, 2017 by No. 11/10 Miami, Travis Homer (1/1)
Rushing & Passing TDs	Sept. 26, 2020 vs. Syracuse, Jeff Sims (1/1)	Nov. 16, 2019 by Virginia Tech, Hendon Hooker (1/2)
Passing & Receiving TDs	Nov. 17, 2007 vs. North Carolina Taylor Bennett (1/1)	Nov. 18, 2017 by Duke Shaun Wilson (1/2)
3 Field Goals	Nov. 12 2016 at No. 18/22 Virginia Tech Harrison Butker (3-of-3)	Nov. 18, 2017 by Duke Austin Parker (3-of-3)
4+ Field Goals	Nov. 17, 2018 vs. Virginia Wesley Wells (4-of-4)	Oct. 14, 2017 by No. 11/10 Miami Michael Badgley (4-of-4)
5 Field Goal Attempts	Sept. 1, 2007 vs. Notre Dame Travis Bell (5)	Nov. 17, 2007 by North Carolina Connor Barth (5)
Made a 50-yard Field Goal	Dec. 31, 2016 vs. Kentucky, Harrison Butker (52)	Sept. 23, 2017 by Pittsburgh, Alex Kessman (55)
Attempted a 60-yard Field Goal	Sept. 4, 2021 vs. Northern Illinois Gavin Stewart (60/miss)	Nov. 17, 2007 by North Carolina Connor Barth (63/miss)
10+ Punts	Nov. 30, 2019 vs. No. 4 Georgia, Pressley Harvin III (13)	None recorded
60-69 yard Punt	Sept. 4, 2021 vs. Northern Illinois, David Shanahan (63)	Nov. 4, 2017 by Virginia, Lester Coleman (63)
70-yard+ Punt	Sept. 19, 2020 vs. No. 14 UCF Pressley Harvin III (70)	Sept. 4, 2017 by No. 25/24 Tennessee (20T) Trevor Daniel (70)
100+ Punt Return Yards	Aug. 31, 2002 vs. Vanderbilt, Kelley Rhino (110)	None recorded
70-89 yard Punt Return	Sept. 10, 2009 vs. Clemson Jerrard Tarrant (85 TD)	Sept. 23, 2017 by Pittsburgh Quadree Henderson (80 TD)
Punt Return for a Touchdown	Sept. 10, 2009 vs. Clemson, Jerrard Tarrant	Sept. 23, 2017 by Pittsburgh, Quadree Henderson
90-yard+ Kickoff Return	Nov. 24, 2018 at No. 5 Georgia Juanyeh Thomas (100 TD)	Sept. 8, 2018 by USF Terrence Horne (98 TD, 97 TD)
Kickoff Return for a Touchdown	Nov. 24, 2018 at No. 5 Georgia Juanyeh Thomas (100 TD)	Sept. 8, 2018 by USF Terrence Horne (98 TD, 97 TD)
70-yard+ Interception Return	Aug. 31, 2013 vs. Elon, Tyler Marcordes (95)	Nov. 9, 2002 by Florida State, S. Samuels (82 TD)
15+ Tackles	Oct. 5, 2019 vs. North Carolina, David Curry (16)	Oct. 13, 2018 by Duke, Joe Giles-Harris (15)
3.0+ Sacks	Nov. 30, 2013 vs. Georgia (20T) Jeremiah Attaochu (4.0)	Oct. 12, 2019 by Duke Victor Dimukeje (3.0)
2+ Interceptions	Sept. 11, 2021 vs. Kennesaw State, Charlie Thomas (2)	Sept. 12, 2020 by Florida State, Asante Samuel (2)
2+ Fumble Recoveries	Oct. 5, 2018 at Louisville, Charlie Thomas (2)	Nov. 21, 2019 by NC State, Larrell Murchison (2)
2+ Forced Fumbles	Sept. 11, 2021 vs. Kennesaw State, Jordan Domineck (2)	Nov. 3, 2018 by North Carolina, Cole Holcomb (3)

TWO PLAYERS

	GEORGIA TECH	OPPONENT
2 100-yard Rushers	Nov. 28, 2020 vs. Duke Jeff Sims (108) and Jordan Mason (105)	Nov. 28, 2009 by Georgia Washaun Ealey (183) and Caleb King (166)
2 100-yard Receivers	Sept. 10, 2005 vs. North Carolina Damarius Bilbo (131) and Calvin Johnson (114)	Sept. 19, 2020 by No. 14 UCF Marlon Williams (154) and Jaylon Robinson (105)
100-yard Rusher/100-yard Receiver	Sept. 8, 2018 TaQuon Marshall (113) and Clinton Lynch (111)	Sept. 4, 2017 by No. 25/24 Tennessee (20T) John Kelly (128) and Marquee Callaway (115)
250 Combined Yards Rushing	Nov. 21, 2019 vs. NC State James Graham and Jordan Mason (270)	Aug. 29, 2019 by No. 1 Clemson Travis Etienne and Lyn-J Dixon (272)
250 Combined Yards Receiving	Jan. 1, 2007 vs. West Virginia Calvin Johnson and James Johnson (254)	Sept. 19, 2020 by No. 14 UCF Marlon Williams and Jaylon Robinson (261)
20 Combined Receptions	Nov. 10, 2001 at Virginia Will Glover and Kerry Watkins (21)	Oct. 26, 2013 by Virginia Darius Jennings and Tim Smith (23)

	NORTHERN ILLINOIS	22
	1-0, 0-0	
	GEORGIA TECH	21
	0-1, 0-0	

	KENNESAW STATE	17
	1-1, 0-0	
	GEORGIA TECH	45
	1-1, 0-0	

Game 1 • Sept. 4, 2021 • Atlanta, Ga. • Bobby Dodd Stadium (33,651)

Game 2 • Sept. 11, 2021 • Atlanta, Ga. • Bobby Dodd Stadium (35,195)

SCORING SUMMARY

	1	2	3	4	F
Northern Illinois	7	7	0	8	22
Georgia Tech	0	7	0	14	21

1st	1:56	NIU	H. Waylee 35-yd rush (R. Richardson kick)	NIU 7, GT 0
2nd	10:17	NIU	M. Joiner 5-yd pass from R. Lombardi (R. Richardson kick)	NIU 14, GT 0
2nd	0:47	GT	K. McGoward 22-yd pass from J. Yates (B. Cimaglia kick)	NIU 14, GT 7
4th	7:44	GT	D. Smith 15-yd rush (B. Cimaglia kick)	NIU 14, GT 14
4th	6:32	GT	J. Yates 4-yd rush (B. Cimaglia kick)	NIU 14, GT 21
4th	0:38	NIU	C. Ratkovich 3-yd pass from R. Lombardi (T. Richie pass from R. Lombardi)	NIU 22, GT 21

TEAM STATISTICS

	NIU	GT
First Downs.....	15	25
Rushes-Yards.....	42-165	51-271
Passing Yards.....	136	158
Pass Comp-Att-Int.....	11-17-0	16-27-0
Total Offense.....	301	429
Fumbles-Lost.....	1-1	2-1
Penalties-Yards.....	11-82	2-5
Punts-Yards (Avg./Net).....	7-287 (41.0/41.4)	3-158 (52.7/39.3)
Kickoffs-Yards (Avg./Net).....	4-221 (52.2/39.0)	4-259 (64.8/40.0)
Punt Returns (No.-Yds.-TD).....	0-0-0	3-(-3)-0
Kickoff Returns (No.-Yds.-TD).....	0-0-0	4-65-0
Interceptions (No.-Yds.-TD).....	0-0-0	0-0-0
Fumble Returns (No.-Yds.-TD).....	0-0-0	0-0-0
Time of Possession.....	28:55	28:01
Third-Down Conversions.....	5-of-12	9-of-18
Fourth-Down Conversions.....	0-of-0	2-of-4
Red-Zone Scores-Chances.....	2-2	2-3
Sacks By (No.-Yds.).....	4-22	0-0
Field Goals.....	0-0	0-3
Points Off Turnovers.....	0	7

INDIVIDUAL STATISTICS

RUSHING: GT — Jahmyr Gibbs 20-99; Jordan Mason 15-96; Jeff Sims 6-34; Jordan Yates 9-27; Dontae Smith 1-15.
 NIU — Harrison Waylee 27-144; Rocky Lombardi 5-23; Clint Ratkovich 7-13; TEAM 2-(-5); Tyrice Tichie 1-(-10).
PASSING: GT — Jordan Yates 12-18-0 135; Jeff Sims 3-8-0 21.
 NIU — Rocky Lombardi 11-17-0 136.
RECEIVING: GT — Malachi Carter 6-92; Jahmyr Gibbs 3-17; Adonias Sanders 3-9; PeJe' Harris 2-8; Kyric McGowan 3-32.
 NIU — Clint Ratkovich 3-13; Tyrice Richie 2-64; Miles Joiner 2-6; Messiah Travis 1-20; Harrison Waylee 1-16; Cole Tucker 1-11; Ethan Hampton 1-6.
INTERCEPTIONS: GT — None.
 NIU — None.
FUMBLE RECOVERIES: GT — Jackson.
 NIU — Rogers.
FORCED FUMBLES: GT — Walker.
 NIU — None.
TACKLES FOR LOSS: GT — Swilling 1.0-10.
 NIU — Tucker 1.0-13; Rayner 1.0-3; Deveaux 1.0-1; Hansen 1.0-1; Opong 1.0-1; O'Malley 0.5-3; Thomas 0.5-2.
SACKS: GT — None.
 NIU — Tucker 1.0-13; Rayner 1.0-3; O'Malley 0.5-3; Thomas 0.5-2.

SCORING SUMMARY

	1	2	3	4	F
Kennesaw State	0	3	0	14	17
Georgia Tech	14	10	7	14	45

1st	8:49	GT	Mason, J. 6 yd pass from Yates, J. (Cimaglia, B. kick)	KSU 0 - GT 7
	3:48	GT	Domineck, J. 70 yd fumble recovery (Cimaglia, B. kick)	KSU 0 - GT 14
2nd	10:30	GT	Cimaglia, B. 31 yd field goal	KSU 0 - GT 17
	6:08	KSU	Robertson,Natha 46 yd field goal	KSU 3 - GT 17
	3:13	GT	McGowan, K. 4 yd pass from Yates, J. (Cimaglia, B. kick)	KSU 3 - GT 24
3rd	12:19	GT	Norris, K. 16 yd pass from Yates, J. (Cimaglia, B. kick)	KSU 3 - GT 31
4th	14:22	GT	McGowan, K. 39 yd pass from Yates, J. (Cimaglia, B. kick)	KSU 3 - GT 38
	10:14	KSU	Cousin,Iaan 54 yd run (Robertson,Natha kick)	KSU 10 - GT 38
	8:41	KSU	Adeleke,Adeolu 39 yd pass from Shepherd,Xavier (Robertson,Natha kick)	KSU 17 - GT 38
	6:53	GT	Smith, Dontae 10 yd run (Cimaglia, B. kick)	KSU 17 - GT 45

TEAM STATISTICS

	KSU	GT
First Downs.....	13	20
Rushes-Yards.....	43-161	36-158
Passing Yards.....	111	186
Pass Comp-Att-Int.....	8-20-2	17-23-0
Total Offense.....	272	412
Fumbles-Lost.....	3-1	1-1
Penalties-Yards.....	4-30	5-31
Punts-Yards (Avg./Net).....	7-217 (31.0/31.0)	3-123 (41.0/34.3)
Kickoffs-Yards (Avg./Net).....	2-98 (49.0/29.0)	8-498 (62.2/38.1)
Punt Returns (No.-Yds.-TD).....	0-0-0	0-0-0
Kickoff Returns (No.-Yds.-TD).....	0-0-0	3-54-0
Interceptions (No.-Yds.-TD).....	0-0-0	2-0-0
Fumble Returns (No.-Yds.-TD).....	0-0-0	1-70-1
Time of Possession.....	33:41	26:19
Third-Down Conversions.....	3-of-15	6-of-11
Fourth-Down Conversions.....	2-of-2	0-of-0
Red-Zone Scores-Chances.....	0-0	5-5
Sacks By (No.-Yds.).....	3-28	2-13
Field Goals.....	1-1	1-1
Points Off Turnovers.....	0	14

INDIVIDUAL STATISTICS

RUSHING: GT — Smith, Dontae 8-82; Gibbs, J. 9-56; Griffin, J. 5-16; Mason, J. 6-11; Beatty, T. 1-1; Yates, J. 7-minus 8.
 KSU — Cousin,Iaan 3-52; Foster,Isaac 6-45; Daniels,Preston 5-26; Glover,Kyle 8-22; Farrow,Nykeem 3-21; Adeleke,Adeolu 1-7; Smith,Irving 2-3; Shepherd,Xavier 15-minus 22.
PASSING: GT — Jordan Yates 17-23-0 254.
 KSU — Shepherd,Xavier 8-20-2 111.
RECEIVING: GT — McGowan, K. 6-91; Gibbs, J. 2-44; Carter, M. 2-40; Norris, K. 2-36; Harris, P. 1-19; Smith, Dontae 1-7; McCollum, N. 1-6; Mason, J. 1-6; Leonard, D. 1-5.
 KSU — Farrow,Nykeem 2-22; Adeleke,Adeolu 1-39; O'Neal,Caleb 1-16; Foster,Isaac 1-12; Hill,Xavier 1-10; Cousin,Iaan 1-6; Haigler,Willi 1-6.
INTERCEPTIONS: GT — Thomas (2).
 KSU — None.
FUMBLE RECOVERIES: GT — Domineck.
 KSU — Montgomery.
FORCED FUMBLES: GT — Domineck (2).
 KSU — Singletary.
TACKLES FOR LOSS: GT — Domineck 3.0-18; Stone 2.0-3; Chimedza 1.0-8; Jackson 1.0-5; Thomas 1.0-2; Ivey 1.0-2.
 KSU — Moore 1.0-15; Parker 1.0-10; Bell 1.0-3.
SACKS: GT — Chimedza 1.0-8; Domineck 1.0-5.
 KSU — Moore 1.0-15; Parker 1.0-10; Bell 1.0-3.



2021-22 Georgia Tech Football
Game Results
All games

Team Results

Date	Opponent		Score	Overall	Conf	Time	Attend
09/04/2021	Northern Ill.	L	21-22	0-1	0-0	3:26	33651
09/11/2021	Kennesaw St.	W	45-17	1-1	0-0	3:13	35195



2021-22 Georgia Tech Football
Overall Team Statistics
All games

Team Statistics

	GATECH	OPP
Scoring	66	39
Points per game	33.0	19.5
Points Off Turnovers	21	0
First Downs	45	28
Rushing	24	15
Passing	19	11
Penalty	2	2
Rushing Yardage	429	326
Yards gained rushing	483	388
Yards lost rushing	54	62
Rushing attempts	87	85
Average per rush	4.9	3.8
Average per game	214.5	163.0
TDs Rushing	3	2
Passing Yardage	412	247
Comp-Att-Int	33-50-0	19-37-2
Average per pass	8.2	6.7
Average per catch	12.5	13.0
Average per game	206.0	123.5
TDs Passing	5	3
Total offense	841	573
Total plays	137	122
Average per play	6.1	4.7
Average per game	420.5	286.5
Kick returns: #-Yards	7-119	0-0
Punt returns: #-Yards	3--3	0-0
Int returns: #-Yards	2-0	0-0
Kick return average	17.0	0.0
Punt return average	-1.0	0.0
Int return average	0.0	0.0
Fumbles-Lost	3-2	4-2
Penalties-Yards	7-36	15-112
Average per game	18.0	56.0
Punts-Yards	6-281	14-504
Average per punt	46.8	36.0
Net punt average	36.8	36.2
Kickoffs-Yards	12-757	9-349
Average per kick	63.1	38.8
Net kick average	38.8	23.8
Time of possession / game	28:42	31:18
3rd-down conversion	15/29	8/27
3rd-down pct	52%	30%
4rd-down conversion	2/4	2/2



2021-22 Georgia Tech Football
Overall Team Statistics
All games

	GATECH	OPP
4rd-down pct	50%	100%
Sacks by-Yards	3-13	7-50
Misc Yards	0	0
Touchdowns scored	9	5
Field goals - attempts	1-4	1-1
On-Side kicks	0-0	1-1
Red-zone scores	(7-8) 88%	(2-2) 100%
Red-zone touchdowns	(6-8) 75%	(2-2) 100%
PAT-attempts	(9-9) 100%	(5-5) 100%
Attendance	68846	0
Games / Avg per game	2/34423	0/0
Neutral site games	-	0/0

Score by Periods

Team	1st	2nd	3rd	4th	OT	TOT
Georgia Tech	14	17	7	28	0	66
Opponents	7	10	0	22	0	39



2021-22 Georgia Tech Football
Individual Statistics
All games

Rushing

Player	gp	att	gain	loss	net	avg	td	lg	avg/g
Jahmyr Gibbs	2	29	156	1	155	5.3	0	26	77.5
Jordan Mason	2	21	108	1	107	5.1	0	24	53.5
Dontae Smith	2	9	97	0	97	10.8	2	29	48.5
Jeff Sims	1	6	42	8	34	5.7	0	28	34.0
Jordan Yates	2	16	63	44	19	1.2	1	12	9.5
Jamious Griffin	1	5	16	0	16	3.2	0	7	16.0
Trad Beatty	1	1	1	0	1	1.0	0	1	1.0
Total	2	87	483	54	429	4.9	3	29	214.5
Opponents	2	85	388	62	326	3.8	2	54	163.0

Punt Returns

Player	no.	yds	avg	td	lg
Azende Rey	3	-3	-1.0	0	0
Total	3	-3	-1.0	0	0
Opponents	0	0	0.0	0	0

Interceptions

Player	no.	yds	avg	td	lg
Charlie Thomas	2	0	0.0	0	0
Total	2	0	0.0	0	0
Opponents	0	0	0.0	0	0

Passing

Player	gp	effic	comp-att-int	pct	yds	td	lg	avg/g
Jordan Yates	2	190.7	29-41-0	70.7	389	5	53	194.5
Jeff Sims	1	65.9	4-9-0	44.4	23	0	13	23.0
Total	2	168.2	33-50-0	66.0	412	5	53	206.0
Opponents	2	123.4	19-37-2	51.4	247	3	39	123.5

Kick Returns

Player	no.	yds	avg	td	lg
Jahmyr Gibbs	4	104	26.0	0	42
Malachi Carter	1	4	4.0	0	4
Jamious Griffin	1	8	8.0	0	8
Kyric McGowan	1	3	3.0	0	3
Total	7	119	17.0	0	42
Opponents	0	0	0.0	0	0

Receiving

Player	gp	no.	yds	avg	td	lg	avg/g
Kyric McGowan	2	9	123	13.7	3	39	61.5
Malachi Carter	2	8	132	16.5	0	53	66.0
Jahmyr Gibbs	2	5	61	12.2	0	32	30.5
Peje' Harris	2	3	27	9.0	0	19	13.5
Adonicas Sanders	2	2	9	4.5	0	5	4.5
Kalani Norris	1	2	36	18.0	1	20	36.0
Jordan Mason	2	1	6	6.0	1	6	3.0
Dontae Smith	2	1	7	7.0	0	7	3.5
Dylan Leonard	2	1	5	5.0	0	5	2.5
Nate McCollum	1	1	6	6.0	0	6	6.0
Total	2	33	412	12.5	5	53	206.0
Opponents	2	19	247	13.0	3	39	123.5

Fumble Returns

Player	no.	yds	avg	td	lg
Total	0	0	0.0	1	0
Opponents	0	0	0.0	0	0



2021-22 Georgia Tech Football
Individual Statistics
All games

Scoring

Player	td	fg	PAT						dpx	saf	pts
			kick	rush	rcv	pass					
Kyric McGowan	3	-	-	-	-	-	-	-	-	18	
Brent Cimaglia	-	1-3	9-9	-	-	-	-	-	-	12	
Dontae Smith	2	-	-	-	-	-	-	-	-	12	
Jordan Mason	1	-	-	-	-	-	-	-	-	6	
Jordan Domineck	1	-	-	-	-	-	-	-	-	6	
Jordan Yates	1	-	-	-	-	-	-	-	-	6	
Kalani Norris	1	-	-	-	-	-	-	-	-	6	
Total	9	1-4	9-9	0	0	0	0	0	0	66	
Opponents	5	1-1	4-4	0	1	1	0	0	0	39	

Total Offense

Player	g	plays	rush	pass	total	avg/g
Jordan Yates	2	57	19	389	408	204.0
Jahmyr Gibbs	2	29	155	0	155	77.5
Jordan Mason	2	21	107	0	107	53.5
Dontae Smith	2	9	97	0	97	48.5
Jeff Sims	1	15	34	23	57	57.0
Jamious Griffin	1	5	16	0	16	16.0
Trad Beatty	1	1	1	0	1	1.0
Total	2	137	429	412	841	420.5
Opponents	2	122	326	247	573	286.5

Field Goals

Player	fg	pct.	01-19	20-29	30-39	40-49	50-99	lg	blk
Brent Cimaglia	1-3	33.3	0-0	0-0	1-1	0-1	0-1	31	0
Gavin Stewart	0-1	0.0	0-0	0-0	0-0	0-0	0-1	0	1
Opponents	1-1	100.0	0-0	0-0	0-0	1-1	0-0	46	0

Punting

Player	no.	yds	avg	lg	tb	fc	i20	50+	blk
David Shanahan	6	281	46.8	63	3	2	1	2	0
Total	6	281	46.8	63	3	2	1	2	0
Opponents	14	504	36.0	52	0	9	3	2	0

FG Sequence

Team Name	Georgia Tech	Opponents
Northern Ill.	43,51,60	
Kennesaw St.	(31)	(46)

Kickoffs

Player	no.	yds	avg	tb	ob	retn	net	ydln
Gavin Stewart	12	757	63.1	9	0			
Total	12	757	63.1	9	0	0	38.8	26
Opponents	9	349	38.8	0	0	7	23.8	41

Numbers in (parentheses) indicate field goal was made

All Purpose

Player	g	rush	rcv	pr	kr	ir	total	avg/g
Jahmyr Gibbs	2	155	61	0	104	0	320	160.0
Malachi Carter	2	0	132	0	4	0	136	68.0
Kyric McGowan	2	0	123	0	3	0	126	63.0
Jordan Mason	2	107	6	0	0	0	113	56.5
Dontae Smith	2	97	7	0	0	0	104	52.0
Kalani Norris	1	0	36	0	0	0	36	36.0
Jeff Sims	1	34	0	0	0	0	34	34.0
Peje' Harris	2	0	27	0	0	0	27	13.5
Jamious Griffin	1	16	0	0	8	0	24	24.0
Jordan Yates	2	19	0	0	0	0	19	9.5
Adonicas Sanders	2	0	9	0	0	0	9	4.5
Nate McCollum	1	0	6	0	0	0	6	6.0
Dylan Leonard	2	0	5	0	0	0	5	2.5
Trad Beatty	1	1	0	0	0	0	1	1.0
Azende Rey	2	0	0	-3	0	0	-3	-1.5
Total	2	429	412	-3	119	0	957	478.5
Opponents	2	326	247	0	0	0	573	286.5

2021 Georgia Tech Football
 Georgia Tech Overall Defensive Statistics (as of Sep 14, 2021)
 All games

#	Defensive Leaders	gp-gs	Tackles				tfl/yds	Sacks no-yds	Pass defense			Fumbles		blkd	
			ua	a	tot				int-yds	brup	qbh	rcv-yds	ff	kick	saf
1E	Eley, A.	2-1	11	10	21	1
4Q	Jackson, Q.	2-0	7	10	17	1.0-12	1-0	.	.	.
25	Thomas, C.	2-0	5	7	12	1.0-2	.	2-0
1	Thomas, Jua.	2-1	7	3	10	1.0-2	.	.	1
3	Swilling, T.	2-1	5	2	7	1.0-10	.	.	1
4J	Domineck, J.	2-2	5	2	7	3.0-10	1.0-5	.	.	1	.	1-70	2	.	.
14	King, J.	2-0	3	3	6
13	Walker, W.	2-1	3	3	6	1	.	.
0	Brooks, D.	2-2	1	5	6
15	Ivey, J.	2-2	2	3	5	1.0-2	.	.	.	2
5C	Chimedza, T.K.	2-2	3	2	5	1.0-8	1.0-8
2	Carpenter, T.	2-1	.	3	3
97	Stone, A.	1-0	3	.	3	2.0-3
7	Walton, Z.	1-1	2	1	3
8Z	Biggers, Z.	1-0	1	1	2
8	Oliver, T.	2-0	1	1	2
3D	Kennard, K.	2-0	.	1	1
35	Bryant, S.	1-0	1	.	1
40	Tatum, T.	1-0	1	.	1
1K	Harris, K.	2-0	.	1	1
24	Johnson, K.	2-0	1
Total		2	61	58	119	11-49	2-13	2-0	3	4	2-70	3	.	.	.
Opponents		2	84	62	146	9-52	7-50	.	4	6	2-0	2	1	.	.



2021-22 Georgia Tech Football
Passing Game-by-Game
All games

#10 Jeff Sims	Comp	Att	Int	Pct	Yards	TD	Long	Sacked	Effic.
Northern Ill.	4	9	0	44.4	23	0	13	2-6	65.9
Totals	4	9	0	44.4	23	0	13	2-6	65.9

#13 Jordan Yates	Comp	Att	Int	Pct	Yards	TD	Long	Sacked	Effic.
Northern Ill.	12	18	0	66.7	135	1	53	2-16	148.0
Kennesaw St.	17	23	0	73.9	254	4	39	3-28	224.1
Totals	29	41	0	70.7	389	5	53	5-44	190.7



2021-22 Georgia Tech Football
Rushing/Receiving Game-by-Game
All games

Rushing

Player	No-Yds/TD	NIU	KennSt
Jahmyr Gibbs	29-155/0	20-99/0	9-56/0
Jordan Mason	21-107/0	15-96/0	6-11/0
Jordan Yates	16-19/1	9-27/1	7--8/0
Dontae Smith	9-97/2	1-15/1	8-82/1
Jeff Sims	6-34/0	6-34/0	DNP
Jamious Griffin	5-16/0	DNP	5-16/0
Trad Beatty	1-1/0	DNP	1-1/0

Receiving

Player	No-Yds/TD	NIU	KennSt
Kyric McGowan	9-123/3	3-32/1	6-91/2
Malachi Carter	8-132/0	6-92/0	2-40/0
Jahmyr Gibbs	5-61/0	3-17/0	2-44/0
Peje' Harris	3-27/0	2-8/0	1-19/0
Kalani Norris	2-36/1	DNP	2-36/1
Adonicas Sanders	2-9/0	2-9/0	-
Dontae Smith	1-7/0	-	1-7/0
Nate McCollum	1-6/0	DNP	1-6/0
Jordan Mason	1-6/1	-	1-6/1
Dylan Leonard	1-5/0	-	1-5/0



2021-22 Georgia Tech Football
Total Tackles Game-by-Game
All games

Total Tackles

Player	S-A	Total	NIU	KennSt
Ayinde Eley	11-10	21	8-3	3-7
Quez Jackson	8-10	18	4-3	4-7
Charlie Thomas	5-7	12	3-4	2-3
Juanyeh Thomas	7-3	10	4-3	3-0
Jordan Domineck	5-2	7	1-1	4-1
Tre Swilling	5-2	7	4-1	1-1
Wesley Walker	3-3	6	3-2	0-1
Jaylon King	3-3	6	DNP	3-3
Djimon Brooks	1-5	6	0-1	1-4
T.K. Chimedza	3-2	5	0-2	3-0
Jared Ivey	2-3	5	1-2	1-1
Akelo Stone	3-0	3	DNP	3-0
Zamari Walton	2-1	3	2-1	DNP
Tariq Carpenter	0-3	3	0-3	-
Tobias Oliver	1-1	2	DNP	1-1
Zeek Biggers	1-1	2	DNP	1-1
Sirad Bryant	1-0	1	1-0	DNP
Trenilyas Tatum	1-0	1	1-0	DNP
Kevin Harris	0-1	1	DNP	0-1
Kyle Kennard	0-1	1	DNP	0-1



**2021-22 Georgia Tech Football
Team Game-by-Game
All games**

Date	Opponent	Rushing				Receiving				Passing				Kick Returns				Punt Returns				tot off		
		no.	yds	td	lg	no.	yds	td	lg	cmp	att	int	yds	td	lg	no.	yds	td	lg	no.	yds		td	lg
09/04/2021	Northern Ill.	51	271	2	28	16	158	1	53	16	27	0	158	1	53	4	65	0	26	3	-3	0	0	429
09/11/2021	Kennesaw St.	36	158	1	29	17	254	4	39	17	23	0	254	4	39	3	54	0	42	0	0	0	0	412
Georgia Tech		87	429	3	29	33	412	5	53	33	50	0	412	5	53	7	119	0	42	3	-3	0	0	841
Opponents		85	326	2	54	19	247	3	39	19	37	2	247	3	39	0	0	0	0	0	0	0	0	573

Georgia Tech Averages

Games	Avg/ rush	Avg/ catch	Pass effic	KR avg	PR avg	All purpose avg/game	Total offense avg/game
2	4.9	12.5	168.2	17.0	-1.0	478.5	420.5

Date	Opponent	Tackles				Sacks	Fumble	Pass Defense			blkd	PAT attempts			off			
		ua	a	total	tfl-yds	no-yds	ff	fr-yds	int-yds	qbh	brup	kick	kick	rush	rcv	saf	t/o	pts
09/04/2021	Northern Ill.	32	26	58	1.0-10	0-0	1	1-0	0-0	2	1	0	3-3	0	0	0	7	21
09/11/2021	Kennesaw St.	30	32	62	9.0-27	3-13	2	1-0	2-0	2	3	0	6-6	0	0	0	14	45
Georgia Tech		62	58	120	10.0-37	3-13	3	2-0	2-0	4	4	0	9-9	0	0	0	21	66
Opponents		84	60	144	9.0-52	7-50	2	2-0	0-0	6	4	1	4-4	0	1	0	0	39

Date	Opponent	Punting										Field Goals			Kickoffs				
		no.	yds	avg	long	blkd	tb	fc	50+	i20	md-att	long	blkd	no.	yds	avg	tb	ob	
09/04/2021	Northern Ill.	3	158	52.7	63	0	2	1	2	0	0-3	0	1	4	259	64.8	3	0	
09/11/2021	Kennesaw St.	3	123	41.0	46	0	1	1	0	1	1-1	31	0	8	498	62.3	6	0	
Georgia Tech		6	281	46.8	63	0	3	2	2	1	1-4	31	1	12	757	63.1	9	0	
Opponents		14	504	36.0	52	0	0	9	2	3	1-1	46	0	9	349	38.8	0	0	



**2021-22 Georgia Tech Football
Opponents Game-by-Game
All games**

Date	Opponent	Rushing				Receiving				Passing				Kick Returns				Punt Returns				tot off		
		no.	yds	td	lg	no.	yds	td	lg	cmp	att	int	yds	td	lg	no.	yds	td	lg	no.	yds		td	lg
09/04/2021	Northern Ill.	42	165	1	35	11	136	2	39	11	17	0	136	2	39	0	0	0	0	0	0	0	0	301
09/11/2021	Kennesaw St.	43	161	1	54	8	111	1	39	8	20	2	111	1	39	0	0	0	0	0	0	0	0	272
Opponents		85	326	2	54	19	247	3	39	19	37	2	247	3	39	0	0	0	0	0	0	0	0	573
Georgia Tech		87	429	3	29	33	412	5	53	33	50	0	412	5	53	7	119	0	42	3	-3	0	0	841

Opponents Averages

Games	Avg/ rush	Avg/ catch	Pass effic	KR avg	PR avg	All purpose avg/game	Total offense avg/game
2	3.8	13.0	123.4	0.0	0.0	286.5	286.5

Date	Opponent	Tackles				Sacks	Fumble	Pass Defense			blkd	PAT attempts			off			
		ua	a	total	tfl-yds	no-yds	ff	fr-yds	int-yds	qbh	brup	kick	kick	rush	rcv	saf	t/o	pts
09/04/2021	Northern Ill.	52	32	84	6.0-24	4-22	1	1-0	0-0	4	2	1	2-2	0	1	0	0	22
09/11/2021	Kennesaw St.	32	28	60	3.0-28	3-28	1	1-0	0-0	2	2	0	2-2	0	0	0	0	17
Opponents		84	60	144	9.0-52	7-50	2	2-0	0-0	6	4	1	4-4	0	1	0	0	39
Georgia Tech		62	58	120	10.0-37	3-13	3	2-0	2-0	4	4	0	9-9	0	0	0	21	66

Date	Opponent	Punting								Field Goals			Kickoffs					
		no.	yds	avg	long	blkd	tb	fc	50+	i20	md-att	long	blkd	no.	yds	avg	tb	ob
09/04/2021	Northern Ill.	7	287	41.0	52	0	0	3	2	2	0-0	0	0	5	221	44.2	0	0
09/11/2021	Kennesaw St.	7	217	31.0	35	0	0	6	0	1	1-1	46	0	4	128	32.0	0	0
Opponents		14	504	36.0	52	0	0	9	2	3	1-1	46	0	9	349	38.8	0	0
Georgia Tech		6	281	46.8	63	0	3	2	2	1	1-4	31	1	12	757	63.1	9	0



**2021-22 Georgia Tech Football
Team Game-by-Game Comparison
All games**

Opponent	Score	First Downs				Rushing Number-Yards	Passing		Total Offense Plays-Yards	Return Yards	Turn- Overs
		Total	Rush	Pass	Pen		Comp-Att.-Int	Yards			
Northern Ill.	21-22	25 / 15	16 / 9	7 / 6	2 / 0	51-271 / 42-165	16-27-0 / 11-17-0	158 / 136	78-429 / 59-301	62 / 0	1 / 1
Kennesaw St.	45-17	20 / 13	8 / 6	12 / 5	0 / 2	36-158 / 43-161	17-23-0 / 8-20-2	254 / 111	59-412 / 63-272	54 / 0	1 / 3
Totals	66-39	45 / 28	24 / 15	19 / 11	2 / 2	87-429 / 85-326	33-50-0 / 19-37-2	412 / 247	137-841 / 122-573	116 / 0	2 / 4

Opponents	3rd Down Conversion	4th Down Conversion	Time of Possession	TOP Margin	Avg Yds/Rush	Avg Yds/Pass	Avg Yds/Play	Punting Number-Avg	Penalties Number-Yards	Sacks
Northern Ill.	9-18 / 5-12	2-4 / 0-0	31:05 / 28:55	02:10	5.3 / 3.9	5.9 / 8.0	5.5 / 5.1	3-52.7 / 7-41.0	2-5.0 / 11-82.0	0 / 4
Kennesaw St.	6-11 / 3-15	0-0 / 2-2	26:19 / 33:41	-07:22	4.4 / 3.7	11.0 / 5.6	7.0 / 4.3	3-41.0 / 7-31.0	5-31.0 / 4-30.0	3 / 3
Totals	15-29 / 8-27	2-4 / 2-2	57:24 / 62:36	-05:12	4.9 / 3.8	8.2 / 6.7	6.1 / 4.7	6-46.8 / 14-36.0	7-36.0 / 15-112.0	3 / 7

Note: Game totals are displayed in the format TEAM/OPPONENT for each category



2021-22 Georgia Tech Football
By Quarter Statistics
All games

3rd-Down Conversions

Date	Opponent	Score	Overall	1st Qtr	2nd Qtr	3rd Qtr	4th Qtr	Overtime
09/04/2021	Northern Ill.	L 21-22	9-18 50.0	2-5 40.0	4-4 100.0	2-4 50.0	1-5 20.0	0-0 0.0
09/11/2021	Kennesaw St.	W 45-17	6-11 54.5	2-2 100.0	3-5 60.0	0-3 0.0	1-1 100.0	0-0 0.0
Georgia Tech			15-29 51.7	4-7 57.1	7-9 77.8	2-7 28.6	2-6 33.3	0-0 0.0
Opponents			8-27 29.6	3-7 42.9	3-6 50.0	0-5 0.0	2-9 22.2	0-0 0.0

4th-Down Conversions

Date	Opponent	Score	Overall	1st Qtr	2nd Qtr	3rd Qtr	4th Qtr	Overtime
09/04/2021	Northern Ill.	L 21-22	2-4 50.0	0-1 0.0	0-0 0.0	0-1 0.0	2-2 100.0	0-0 0.0
09/11/2021	Kennesaw St.	W 45-17	0-0 0.0	0-0 0.0	0-0 0.0	0-0 0.0	0-0 0.0	0-0 0.0
Georgia Tech			2-4 50.0	0-1 0.0	0-0 0.0	0-1 0.0	2-2 100.0	0-0 0.0
Opponents			2-2 100.0	0-0 0.0	0-0 0.0	0-0 0.0	2-2 100.0	0-0 0.0

Time of Possession

Date	Opponent	Score	Overall	1st Qtr	2nd Qtr	3rd Qtr	4th Qtr	Overtime
09/04/2021	Northern Ill.	L 21-22	31:05	07:22	07:22	05:11	11:10	00:00
09/11/2021	Kennesaw St.	W 45-17	26:19	02:44	09:33	07:28	06:34	00:00
Georgia Tech			Total	10:06	16:55	12:39	17:44	00:00
			Avg.	05:03	08:28	06:19	08:52	00:00
Opponents			Total	18:56	14:03	13:46	15:51	00:00
			Avg.	09:28	07:02	06:53	07:55	00:00



2021-22 Georgia Tech Football
Red-Zone Results
All games

Georgia Tech Inside Opponent Red-Zone

Date	Opponent	Score	Times In RZ	Times Scored	Total Pts	Rush TDs	Pass TDs	FGs Made	Failed to score inside RZ							
									FGA	Down	Int	Fumb	Half	Game		
09/04/2021	Northern Ill.	L 21-22	3	2	14	2	2	0	0	0	1	0	0	0	0	0
09/11/2021	Kennesaw St.	W 45-17	5	5	31	4	1	3	1	1	0	0	0	0	0	0
Totals 7 of 8 (87.5%)			8	7	45	6	3	3	1	1	1	0	0	0	0	0

Opponents Inside Georgia Tech Red-Zone

Date	Opponent	Score	Times In RZ	Times Scored	Total Pts	Rush TDs	Pass TDs	FGs Made	Failed to score inside RZ							
									FGA	Down	Int	Fumb	Half	Game		
09/04/2021	Northern Ill.	L 21-22	2	2	15	2	0	2	0	0	0	0	0	0	0	0
09/11/2021	Kennesaw St.	W 45-17	0	0	0	0	0	0	0	0	0	0	0	0	0	0
Totals 2 of 2 (100.0%)			2	2	15	2	0	2	0	0	0	0	0	0	0	0



2021-22 Georgia Tech Football
Team Game Highs
All games

Georgia Tech - Game Highs

RUSHES	51	Northern Ill. (09/04/2021)
YARDS RUSHING	271	Northern Ill. (09/04/2021)
YARDS PER RUSH	5.3	Northern Ill. (09/04/2021)
TD RUSHES	2	Northern Ill. (09/04/2021)
PASS ATTEMPTS	27	Northern Ill. (09/04/2021)
PASS COMPLETIONS	17	Kennesaw St. (09/11/2021)
YARDS PASSING	254	Kennesaw St. (09/11/2021)
YARDS PER PASS	11.0	Kennesaw St. (09/11/2021)
TD PASSES	4	Kennesaw St. (09/11/2021)
TOTAL PLAYS	78	Northern Ill. (09/04/2021)
TOTAL OFFENSE	429	Northern Ill. (09/04/2021)
YARDS PER PLAY	7.0	Kennesaw St. (09/11/2021)
POINTS	45	Kennesaw St. (09/11/2021)
SACKS BY	3	Kennesaw St. (09/11/2021)
FIRST DOWNS	25	Northern Ill. (09/04/2021)
PENALTIES	5	Kennesaw St. (09/11/2021)
PENALTY YARDS	31	Kennesaw St. (09/11/2021)
TURNOVERS	1	Kennesaw St. (09/11/2021)
	1	Northern Ill. (09/04/2021)
PUNTS	3	Kennesaw St. (09/11/2021)
	3	Northern Ill. (09/04/2021)
PUNTING AVG	52.7	Northern Ill. (09/04/2021)
LONG PUNT	63	Northern Ill. (09/04/2021)
PUNTS INSIDE 20	1	Kennesaw St. (09/11/2021)
LONG PUNT RETURN	0	Kennesaw St. (09/11/2021)
	0	Northern Ill. (09/04/2021)



**2021-22 Georgia Tech Football
Individual Game Highs
All games**

Georgia Tech - Individual Game Highs

RUSHES	20	Jahmyr Gibbs vs Northern Ill. (09/04/2021)
YARDS RUSHING	99	Jahmyr Gibbs vs Northern Ill. (09/04/2021)
TD RUSHES	1	Dontae Smith vs Kennesaw St. (09/11/2021)
	1	Jordan Yates vs Northern Ill. (09/04/2021)
	1	Dontae Smith vs Northern Ill. (09/04/2021)
LONG RUSH	29	Dontae Smith vs Kennesaw St. (09/11/2021)
PASS ATTEMPTS	23	Jordan Yates vs Kennesaw St. (09/11/2021)
PASS COMPLETIONS	17	Jordan Yates vs Kennesaw St. (09/11/2021)
YARDS PASSING	254	Jordan Yates vs Kennesaw St. (09/11/2021)
TD PASSES	4	Jordan Yates vs Kennesaw St. (09/11/2021)
LONG PASS	53	Jordan Yates vs Northern Ill. (09/04/2021)
RECEPTIONS	6	Kyric McGowan vs Kennesaw St. (09/11/2021)
	6	Malachi Carter vs Northern Ill. (09/04/2021)
YARDS RECEIVING	92	Malachi Carter vs Northern Ill. (09/04/2021)
TD RECEPTIONS	2	Kyric McGowan vs Kennesaw St. (09/11/2021)
LONG RECEPTION	53	Malachi Carter vs Northern Ill. (09/04/2021)
PUNTS	3	David Shanahan vs Kennesaw St. (09/11/2021)
	3	David Shanahan vs Northern Ill. (09/04/2021)
PUNTING AVG	52.7	David Shanahan vs Northern Ill. (09/04/2021)
LONG PUNT	63	David Shanahan vs Northern Ill. (09/04/2021)
PUNTS INSIDE 20	1	David Shanahan vs Kennesaw St. (09/11/2021)
LONG PUNT RETURN	none	
LONG KICKOFF RETURN	42	Jahmyr Gibbs vs Kennesaw St. (09/11/2021)
TACKLES	11	Quez Jackson vs Kennesaw St. (09/11/2021)
	11	Ayinde Eley vs Northern Ill. (09/04/2021)
SACKS	1	Quez Jackson vs Kennesaw St. (09/11/2021)
	1	T.K. Chimedza vs Kennesaw St. (09/11/2021)
	1	Jordan Domineck vs Kennesaw St. (09/11/2021)
TACKLES FOR LOSS	2	Akelo Stone vs Kennesaw St. (09/11/2021)
	2	Quez Jackson vs Kennesaw St. (09/11/2021)



2021-22 Georgia Tech Football
Opponent Match Highs
All games

Opponent - Game Highs

RUSHES	43	Kennesaw St. (09/11/2021)
YARDS RUSHING	165	Northern Ill. (09/04/2021)
YARDS PER RUSH	3.9	Northern Ill. (09/04/2021)
TD RUSHES	1	Kennesaw St. (09/11/2021)
	1	Northern Ill. (09/04/2021)
PASS ATTEMPTS	20	Kennesaw St. (09/11/2021)
PASS COMPLETIONS	11	Northern Ill. (09/04/2021)
YARDS PASSING	136	Northern Ill. (09/04/2021)
YARDS PER PASS	8.0	Northern Ill. (09/04/2021)
TD PASSES	2	Northern Ill. (09/04/2021)
TOTAL PLAYS	63	Kennesaw St. (09/11/2021)
TOTAL OFFENSE	301	Northern Ill. (09/04/2021)
YARDS PER PLAY	5.1	Northern Ill. (09/04/2021)
POINTS	22	Northern Ill. (09/04/2021)
SACKS BY	4	Northern Ill. (09/04/2021)
FIRST DOWNS	15	Northern Ill. (09/04/2021)
PENALTIES	11	Northern Ill. (09/04/2021)
PENALTY YARDS	82	Northern Ill. (09/04/2021)
TURNOVERS	3	Kennesaw St. (09/11/2021)
PUNTS	7	Kennesaw St. (09/11/2021)
	7	Northern Ill. (09/04/2021)
PUNTING AVG	41.0	Northern Ill. (09/04/2021)
LONG PUNT	52	Northern Ill. (09/04/2021)
PUNTS INSIDE 20	2	Northern Ill. (09/04/2021)
LONG PUNT RETURN	0	Kennesaw St. (09/11/2021)
	0	Northern Ill. (09/04/2021)