



# Redeemed

JUNIOR ANSWER ANCHOR

# DISCOVERY JOURNAL

• JUNIOR ANSWER ANCHOR •



TO KNOW GOD'S WORD AND MAKE HIM KNOWN

National Bible Bee *Redeemed* Discovery Journal Junior Answer Anchor

© 2022 National Bible Bee

All rights reserved. No part of this study guide may be reproduced or transmitted in any form or by any means, electronic, mechanical, photocopying, recording, or otherwise, except as may be expressly permitted in writing by the National Bible Bee or by U.S.A. copyright law.

Scripture quotations marked NASB are taken from the (NASB®) New American Standard Bible®, Copyright © 1960, 1971, 1977, 1995, 2020 by The Lockman Foundation. Used by permission. [www.lockman.org](http://www.lockman.org)

Scripture quotations marked ESV are taken from The ESV® Bible (The Holy Bible, English Standard Version®), copyright © 2001 by Crossway, a publishing ministry of Good News Publishers. Used by permission. All rights reserved.

Scripture quotations marked KJV are taken from the King James Version. Public domain.

Scripture quotations marked NKJV are taken from the New King James Version. Copyright © 1982 by Thomas Nelson. Used by permission. All rights reserved.

Scripture quotations marked (NIV) are taken from the Holy Bible, New International Version®, NIV®. Copyright © 1973, 1978, 1984, 2011 by Biblica, Inc.™ Used by permission of Zondervan. All rights reserved worldwide. [www.Zondervan.com](http://www.Zondervan.com) The "NIV" and "New International Version" are trademarks registered in the United States Patent and Trademark Office by Biblica, Inc.™

All word definitions, unless otherwise indicated, are taken from:

Merriam-Webster Online Dictionary copyright © 2015 by Merriam-Webster, Incorporated.

MERRIAM-WEBSTER'S LEARNERSDICTIONARY.COM ([www.LearnersDictionary.com](http://www.LearnersDictionary.com))  
copyright 2020 by Merriam-Webster, Incorporated.

McKim, Donald K. *Westminster Dictionary of Theological Terms*. 2nd ed. Louisville, KY: Westminster John Knox Press, 2014.

For more information about resources for studying the Bible or to order additional copies of this resource, visit [www.biblebee.org](http://www.biblebee.org).

# TABLE OF CONTENTS

---

Dedication: Shelby Kennedy .....	iv
The Greatest Discovery .....	v
Our Vision .....	vi
Getting Started .....	vii
Discovery Journal Overview .....	viii
Study Methods .....	ix
Study Resources .....	x
Before You Begin .....	xi
<b>Unit 1:</b> The Redeemed .....	1
<b>Unit 2:</b> The Redeemer Is Almighty .....	15
<b>Unit 3:</b> The Redeemer Provides .....	29
<b>Unit 4:</b> The Redeemer Loves .....	43
<b>Unit 5:</b> The Redeemer Saves .....	57
<b>Unit 6:</b> The Redeemer Gives Life .....	71
<b>Unit 7:</b> The Redeemer Reigns .....	85
<b>Unit 8:</b> Redeemed Review .....	99
Cipher Keys .....	114
Notes .....	115
Bibliography .....	116

*Dedicated to*  
**SHELBY KENNEDY**

We are all given the opportunity to make an impact on others. Shelby Kennedy always said she wanted her life to be like a pebble that hits a pond and creates a ripple effect. She wanted her love for God and His Word to impact those around her.

Shelby had an infectious gift of faith. She radiated joy, life, and hope to those she met. She was energetic and fun-loving, and she enjoyed adventures, travel, making memories, children, friends, and family. Along with her family, Shelby dedicated her time to bringing the gospel to impoverished people in Mexico and Haiti in spiritual as well as practical ways. She was as dedicated when she was comforting a hurting child as she was when she was hammering nails or painting a wall. She lived out the admonition, "Whatever you do, work heartily, as for the Lord and not for men, knowing that from the Lord you will receive the inheritance as your reward. You are serving the Lord Christ" (Col. 3:23-24 ESV).

On May 31, 2005, at the age of twenty-three, Shelby went home to be with the Lord after an intense struggle with cancer. During the most debilitating time of her illness, what energy Shelby had was focused on proclaiming Jesus Christ. Her testimony of hope in the midst of a fiery trial inspired those around her.

Much of what kept Shelby's joy in her last days was the time she spent studying the Word of God. Her life was the inspiration for the Shelby Kennedy Foundation, a nonprofit ministry that began the National Bible Bee in 2009 with the mission to engage young people in the memorization and study of the Bible and provide opportunities to proclaim God's Word through local, national, and broadcast venues.

Though Shelby's earthly life is over, the Word that she loved endures forever. It is the Foundation's hope that the Word will dwell richly in the hearts of the young people of this generation that it may transform generations to come.



*This Discovery Journal is dedicated to Shelby Kennedy  
and her life fully lived for the glory of God.*

# THE GREATEST DISCOVERY

---

A relationship with Jesus Christ is life's greatest discovery.

## OUR CREATOR

God created everything. He is infinite, powerful, sovereign, all-knowing, good, and omnipresent, among many other attributes. But most importantly, He is holy—meaning He alone is God; there is none like Him. He created us in His own image and designed us to have fellowship with Him.

*Genesis 1:1, 27; 1 Samuel 2:2; Psalm 95:1-5; John 1:3; Colossians 1:16-17; Revelation 4:11*

## OUR CONDITION

When tested, man chose to doubt God's goodness and provision. Man's rejection of God brought sin into our lives. The punishment for sin is death—eternal separation from a holy God, the very source of life.

*Genesis 2:17, 3:1-6; Romans 3:23, 6:23*

## GOD RESCUES

However, God had a plan from the beginning for redemption—deliverance from sin. At the appointed time, God sent His Son who became flesh, took on human form, and lived among us. Only the sinless Son of God, Jesus, could be a sufficient sacrifice for the penalty of our sins. Out of love, He took our punishment through death on the cross and then rose again. We can do nothing to provide the remedy or the payment for our sin. We can never try hard enough, work long enough, or be good enough. Trusting in the completed work of Jesus is the only way.

*John 3:16; Romans 5:8; 2 Corinthians 5:21; Ephesians 2:8-9; Colossians 1:19-20; 1 Peter 3:18*

## WE DISCOVER

So how can we be restored to a relationship with God? You can actually rest assured that you don't need to do anything. In fact, you must understand that you can do nothing that would restore yourself to God. If you are striving for salvation, you are missing it. The great news is that God does all the work in salvation! When God gives you faith to believe, He changes your heart and you respond in repentance, turning away from sin and toward obedience to God. Call on His name and discover new life!

*Psalm 32:1-5; Psalm 51; Isaiah 45:22; Jeremiah 29:12-13; Matthew 11:28-30, 16:24; John 6:40, 14:6, 15; Acts 2:36-39; Romans 3:20, 8:1-4, 30, 10:8-10, 13; 1 John 2:1-6*

# OUR VISION

---

As part of the vision of The Shelby Kennedy Foundation, “to know God’s Word and make Him known,” the goal of the Discovery Journal is for each student to gain a right understanding of the Scriptures and then apply it to their lives so they may know the one true God as revealed in His Word. Our method of study is designed toward that end.

But even the best methods are unable to accomplish anything apart from the indwelling Holy Spirit, for He was sent to teach us all things (John 14:26). We are sobered, too, by the warning that knowledge puffs up, but love builds up (1 Cor. 8:1). Our hope for those embarking on this journey to discover eternal treasures is this:

*...that your love may abound more and more, with knowledge and all discernment, so that you may approve what is excellent, and so be pure and blameless for the day of Christ, filled with the fruit of righteousness that comes through Jesus Christ, to the glory and praise of God. -Philippians 1:9-11 (ESV)*

# GETTING STARTED

---

Welcome to *Getting Started*! Please don't skip over this section; it contains information about the *Redeemed* Discovery Journal that you will need to know for a successful experience with this Bible study. We look forward to helping you learn and grow in the grace and knowledge of our Lord Jesus Christ (2 Peter 3:18).

## INTRODUCTION TO REDEEMED

What do you think of when you hear the word "redeem"? Do you think of reclaiming something that was lost? The word "redeem" or "redeemer" occurs twenty-two times in our short narrative of Ruth. As we study the book of Ruth in our *Redeemed* study, we'll examine the law of the *ga'al* or kinsman-redeemer and see how our Redeemer, Jesus Christ, fulfills that role in our redemption.

God's plan of redemption was foreordained long before the foundation of the world (Eph. 1:4, 1 Peter 1:19-20, Rev. 13:8). Even though sin entered the world through Adam and Eve, God promised One who would come from Eve and one day crush the head of the serpent (Gen. 3:15). Our Redeemer was both willing and able to redeem us, that is, buy us back. Knowing more about who your Redeemer is will give you the confidence to trust Him in any circumstance.

God's faithfulness shone brightly in the dark days of the judges, when the events in the book of Ruth took place. Providentially, the Lord worked in the lives of His people as He loved, cared for, and provided for them. They, in turn, demonstrated their love and devotion to Him through their love and loyalty to each other.

Our heroine, Ruth, was a woman of faith, courage, loyalty, and virtue—truly a woman worth emulating. As a respected citizen of Bethlehem, our hero Boaz possessed valor, generosity, and integrity. He also handled legal matters with wisdom and honesty. You will come to appreciate both Ruth's and Boaz's godly attributes. Above all, their love and devotion to God is on full display in the book of Ruth.

From God's promise in Genesis to the final fulfillment in Revelation, we see His redemptive plan accomplished through the work of the Lord Jesus Christ. Our prayer at the National Bible Bee is that you are redeemed by the blood of the Lamb, and ultimately, that you "know God's Word and make Him known." May the *Redeemed* study draw you closer to the Redeemer.



# DISCOVERY JOURNAL OVERVIEW

---

This Discovery Journal is gospel-focused. Scripture clearly reveals both the sinful condition of man and God's triumphant plan for the redemption of mankind.

The *Redeemed* study includes eight units. Units 1-7 include a title page and a *Launch* page followed by five lessons, each with *Navigate* and *Explore* sections. Unit 8 is a review of Units 1-7, complete with quizzes.

## TITLE PAGE

The title page of each unit includes the unit's Discovery Destination (each unit has a particular focus on how the redeemed should behave before God) and the Key Verses (the main point or message of the study passage).

## LAUNCH PAGE

The following elements are unique to the *Redeemed* study and are included in each unit. You will find an overview of each section on the *Launch* page to serve as an easy reference for you in your Bible study or review of each unit.

### Prayer & Blessing

The redeemed of the Lord are truly blessed by Him with every spiritual blessing in Christ (Eph. 1:3). Units 2-6 contain words of blessing spoken and prayed by the people in the book of Ruth. Who do you know who needs a special blessing from the Lord? Ask God to bless that person.

### Background Study

Each *Navigate* Lesson 2 provides background information such as geography, culture, people groups, and history to bring life to the Bible study.

### I AM

Who does Jesus say He is? How important is it to know the Lord Jesus Christ? We will examine the seven I AM statements of Christ in the Gospel of John. Understanding what Christ taught and said about Himself in these metaphors shows us His purpose in coming to be the Savior of the world.

### Christ the Kinsman-Redeemer

The *Explore* memory passages are taken from Lesson 3 of each unit and focus on Christ, our Kinsman-Redeemer. These passages will give you a more in-depth understanding of Christ's redemptive work as our Kinsman-Redeemer and how He fulfills that role.

### Discovery Destination

How are redeemed people to live before God now that He has saved them? The Discovery Destination in each unit examines the behavior of the redeemed and answers this question. Godly character traits seen in the people of the book of Ruth will encourage us to follow their example.

### The Song of the Redeemed

The proper response of God's work of redemption is our praise and worship of the Redeemer who saved us. In this section, each psalm leads us in a time of thanksgiving, praise, and worship as we remember what the Lord has done for us.



## NAVIGATE

The *Navigate* section begins each lesson. You can complete this section in as little as twenty minutes. It includes a *Navigate* memory passage as well as various study methods to unlock the truth and discover the treasures of God’s Word.



## EXPLORE

The *Explore* section takes the study to a deeper level and provides you with an additional memory passage. You can complete *Explore* on the same day as *Navigate* or on another day.

## STUDY & MEMORY PASSAGES

The study passages, which are the Bible text for each unit, are located in the lesson headings. The memory passages are also in the heading of each lesson. There is a memory passage for the *Navigate* lesson and one for *Explore*. You should read and study your memory passages daily. All *Navigate* memory passages are taken from the study passage. *Explore* memory passages are taken from Lesson 3 of each unit, Christ the Kinsman-Redeemer.

## STUDY METHODS

Both the *Navigate* and *Explore* sections in each unit include five lessons that help you dive into these methods of Bible study: *Read & Observe* (Lessons 1 & 2), *Interpret* (Lesson 3), *Apply* (Lesson 4), and *Review* (Lesson 5). We may use a combination of methods in each lesson.

### READ & OBSERVE

When we read the Scriptures, various tools help us to “observe” or understand what we’re reading. We use these tools in the Discovery Journal:

- Keywords, word studies, definitions
- Observation questions (the 5 Ws and an H questions)
- Compare/contrast information
- Themes
- Outlines

#### Observation Questions

The 5 Ws and an H questions ask *who? what? when? where? why?* and *how?* They help you observe and comprehend the passages.

#### Keywords

When you are asked to mark keywords, you should mark all forms of the keywords. For example, when asked to mark *pray*, also mark “prays,” “prayed,” “praying,” “prayers,” etc.

### INTERPRET

Using the Bible to interpret Scripture, we’ll study Christ’s redemptive plan using these study tools:

- Context
- Cross-references (other Bible verses)
- Literary techniques
- Parallel passages (to compare and contrast biblical ideas)

### APPLY

The *Apply* lesson focuses on the application of a right understanding of God’s Word. We’ll study godly character traits that we can apply to our own lives.

### REVIEW

The final lesson ends with a review that includes a variety of activities and a quiz.

## STUDY RESOURCES


To complete the study, you'll need either hardcopies or online versions of these resources:

- A Bible that can be highlighted (NASB, ESV, KJV, NKJV, or NIV)
- A notebook
- Bible highlighters, pencils/pens
- *Merriam-Webster's Dictionary*
- *Hitchcock's Bible Names Dictionary*
- *Easton's Bible Dictionary*
- *Smith's Bible Dictionary*
- *The Strong's Exhaustive Concordance of the Bible* (KJV edition) [also referred to as *Strong's*]
- Blue Letter Bible ([blueletterbible.org](http://blueletterbible.org))

### How to Complete Word Studies

Throughout each unit, you will research keywords to learn about their meanings. Word studies will help you look at the Hebrew or Greek word, the original languages of the Bible, to gain a deeper understanding of the meaning of the word. You'll see word study exercises that look like this:

Complete the word study to learn about the word **worship**.

 <b>worship (Ps. 29:2)</b> <i>Strong's</i> #: <b>H7812</b> Hebrew word: <b>šāḥâ</b>
<i>Strong's</i> Definition: <b>a prim. root; to depress, i.e. prostrate (espec. reflex. in homage to royalty or God)</b>

When you write in the *Strong's* number, you should preface it with either the letter H (for Hebrew) or the letter G (for Greek) as shown above.

Write down the meaning using the *Strong's* definition, but do *not* include the words that follow the colon.

You may complete word studies using a hardcopy *Strong's* concordance or, you may complete them online. For directions on how to complete word studies online, please go to [www.biblebee.org/studytools](http://www.biblebee.org/studytools).

## BEFORE YOU BEGIN

Study to shew thyself approved unto God, a workman that needeth not to be ashamed, rightly dividing the word of truth. -2 Timothy 2:15 (KJV)

Studying God's Word is foundational to our Christian walk. The Bible is composed of sixty-six individual books, written by forty God-inspired authors over a span of 1,500 to 2,000 years. Read what Paul had to say about the Author of and the purposes for Scripture:

All Scripture is inspired by God and beneficial for teaching, for rebuke, for correction, for training in righteousness. -2 Timothy 3:16 (NASB)

### **But before you study, you must ask yourself this most important question...*Do I Believe?***

Exploration and study of the Bible first begins with your relationship with Jesus Christ—which is the greatest discovery you can make. That journey begins with recognizing that God is Creator and that you are created in His image (Gen. 1:27). Sin entered the world through the disobedience of man, which eternally separates us from a holy God.

Yet from the beginning of time, God had a plan for redemption—Jesus Christ (Gal. 4:4-5). Only the sinless Son of God could provide the payment for our sins by His death on the cross. It is God's grace, not our good works, that offers the gift of eternal life for those who trust in Christ (Eph. 2:8-9). As God gives you faith to believe, call on His name and discover new life in Christ with the promise to live eternally with Him (Rom. 10:8-10).

We pray that you have responded to God's call by believing in Jesus Christ as your Lord and Savior. Welcome now to the *Redeemed* study.



# UNIT 1

# *The Redeemed*

## DISCOVERY DESTINATION

All Have Sinned

## KEY VERSES

*Now it came to pass, in the days when the judges ruled, that there was a famine in the land. And a certain man of Bethlehem, Judah, went to dwell in the country of Moab, he and his wife and his two sons. -Ruth 1:1 (NKJV)*

# LAUNCH • UNIT 1

## OVERVIEW

Ruth is the story of redemption and the providential work of a faithful God in the lives of His people.

- **PRAYER & BLESSING**  
Numbers 6:24-26
- **BACKGROUND STUDY**  
People Groups: Israelites and Moabites
- **I AM**  
The Lord: Exodus 3:13-15
- **CHRIST THE KINSMAN-REDEEMER**  
Man Needs a Savior: Romans 5:12-21
- **DISCOVERY DESTINATION**  
All Have Sinned: Genesis 3:1-24
- **THE SONG OF THE REDEEMED**  
The Lord, My Rock and My Redeemer: Psalm 19

The *Redeemed* Discovery Journal, grounded in the book of Ruth, gives the account of Boaz, Ruth's kinsman-redeemer. Boaz's role as redeemer foreshadows Jesus Christ, our ultimate Kinsman-Redeemer. The *Redeemed* Key Passage emphasizes the point that Ruth had a redeemer in Boaz, and our Redeemer is Jesus Christ.

### REDEEMED KEY PASSAGE

*Then the women said to Naomi, "Blessed be the LORD, who has not left you this day without a redeemer, and may his name be renowned in Israel!" -Ruth 4:14 (ESV)*

## STUDY PASSAGE

Ruth 1:1-5



## NAVIGATE MEMORY PASSAGE

Ruth 1:1-2



## EXPLORE MEMORY PASSAGE

Romans 5:12-13

## KEY VERSES

Ruth 1:1



Key Verses



Keywords



Word Studies



Definitions



Themes



Geography

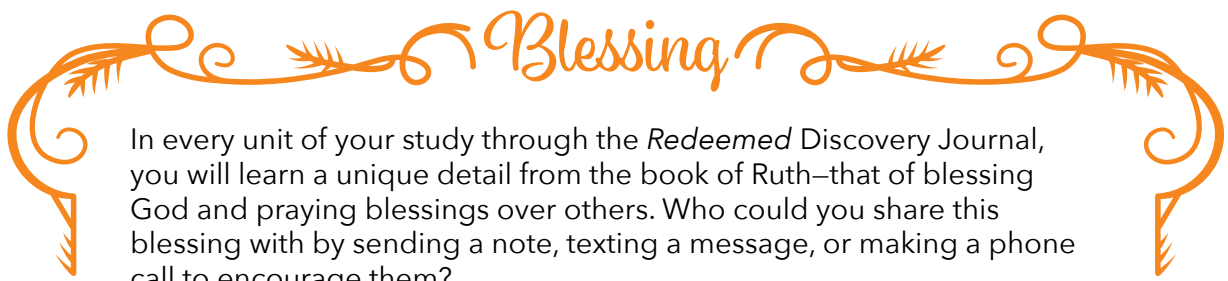


# PRAYER & BLESSING • UNIT 1

Each day, pray before you begin your Discovery Journal lesson, speaking prayers that agree with the Scriptures, and then journal your prayers below using the acronym **ACTS**—**A**doration, **C**onfession, **T**hanksgiving, and **S**upplication. In **A**doration, we declare our praises to God; in **C**onfession, we acknowledge our sins; in **T**hanksgiving, we express our appreciation; and in **S**upplication, we make our requests to God.

Prepare your heart for the Word by calling on God through prayer. God desires a relationship with His people, and prayer is His gracious provision.

<b>Adoration</b>
•
•
<b>Confession</b>
•
•
<b>Thanksgiving</b>
•
•
<b>Supplication</b>
•
•



In every unit of your study through the *Redeemed* Discovery Journal, you will learn a unique detail from the book of Ruth—that of blessing God and praying blessings over others. Who could you share this blessing with by sending a note, texting a message, or making a phone call to encourage them?

*The LORD bless you and keep you; the LORD make his face to shine upon you and be gracious to you; the LORD lift up his countenance upon you and give you peace. -Numbers 6:24-26 (ESV)*





# NAVIGATE • UNIT 1, LESSON 1

Read & Observe | Study Passage: Ruth 1:1-5 | Memory Passage: Ruth 1:1-2

Only two books in the Bible are named after women—Ruth and Esther. Our Discovery Journal study, *Redeemed*, is anchored in the book of Ruth, which is found in the history section of the Old Testament. In one sitting you can easily read this short book, which has only four chapters. This account of people who lived approximately 3,500 years ago teaches us about Jesus Christ, our Redeemer—His character, His ways, and how He is lovingly involved in the lives of His people, the redeemed.

☰ To lay the foundation for our *Redeemed* study, we need to understand “redemption.” The *Westminster Dictionary of Theological Terms* says redemption is “a financial metaphor that literally means ‘buying back.’ [It is] used theologically to indicate atonement, reconciliation, or salvation wherein liberation from forms of bondage such as sin, death, law, or evil takes place through Christ.”

In every unit, you will read through the book of Ruth, which is the full study passage of *Redeemed*. In this narrative, events in the life of Ruth the Moabitess unfold—her journey to Bethlehem, her devotion to her mother-in-law Naomi, and the development of her relationship with her future husband Boaz. **Read and observe the Unit 1 study passage, Ruth 1:1-5.**

In each unit, the *Navigate* section begins the study with *Read & Observe* lessons. We will read the assigned Scripture passages, mark the keywords, complete the word studies of keywords in Hebrew or Greek, and use other observation tools to understand the text. See the *Study Methods* and *Study Resources* sections on pages ix-x for more details.

🔗 **Read Ruth 1 and mark the keyword LORD.**

Practice looking up words in their original language to gain a better understanding of the text. Whenever you see these word study boxes, look up the word in the *Strong's* concordance and fill in the information (see page x).

🔗	<b>LORD (Ruth 1:6)</b>	<i>Strong's</i> #: <b>H3068</b>	Hebrew word: <b>Y<sup>h</sup>ōvâ</b>
<i>Strong's</i> Definition: <b>(the) self-Existent or Eternal; Jehovah, Jewish national name of God</b>			

We carefully observe a passage by asking these questions: *Who? What? When? Where? Why?* and *How?* **Fill in the correct bubble to answer these observation questions from the study passage, Ruth 1:1-5.**

- What was happening in Bethlehem-Judah?
 

War      Famine      Floods      Government oppression
- Where did Elimelech, his wife, and his sons go?
 

Egypt      Rome      Canaan      Moab
- What happened to Elimelech in Moab?
 

Got sick      Lost his business      Died      Sat in the gate
- What happened to the two sons in Moab after they married?
 

Died      Divorced      Returned to Bethlehem      Went to prison

**Reminder:** The unit study passage and the *Navigate* memory passage are in the heading of each *Navigate* lesson. You should read the study passage and study the memory passage daily.



# EXPLORE • UNIT 1, LESSON 1

Read & Observe | Study Passage: Ruth 1:1-5 | Memory Passage: Romans 5:12-13

The *Explore* lesson takes a more in-depth look into the Word of God.

- 🔍 **Reread Ruth 1 and underline your key verse (Ruth 1:1). Then mark the names of the people.** The meaning of a name in Scripture often describes the person or the events that take place in a person's life.

Whenever you see a definition box, find the definition in the dictionary referenced and write it in the box.

⊞	<b>Elimelech</b>	According to <i>Hitchcock's Bible Names Dictionary</i>
Meaning: <b>my God is king</b>		
⊞	<b>Naomi</b>	According to <i>Hitchcock's Bible Names Dictionary</i>
Meaning: <b>beautiful; agreeable</b>		
🔍	<b>Ruth (Ruth 1:4)</b>	Strong's #: <b>H7327</b> Hebrew word: <b>rûṭ</b>
Strong's Definition: <b>friend; Ruth, a Moabitess</b>		



Elimelech



Naomi



Ruth

**Reread Ruth 1:1-5 and unscramble the words to answer these observation questions.**

- Who were Elimelech and Naomi's sons? **lhMona**     **Mahlon**     and **onhiCil/oniKil**     **Chilion/Kilion**
- What were the names of their wives? **htuR**     **Ruth**     and **hpOar**     **Orpah**
- Where did they live for ten years? **bMao**     **Moab**
- What happened to Naomi's husband and sons? They **eddi**     **died**    .
- What was Naomi's family situation at the end of verse 5? She had no **bdushan**     **husband**     or **onss**     **sons**    .
- Research your first or last name to learn about its meaning and origin. **AWV**

**Reminder:** The unit study passage and the *Explore* memory passage are in the heading of each *Explore* lesson. You should read the study passage and study the memory passage daily.




# NAVIGATE • UNIT 1, LESSON 2

Read & Observe | Study Passage: Ruth 1:1-5 | Memory Passage: Ruth 1:1-2

Read Ruth 2, mark the keyword **LORD**, and mark the names of the people.

## BACKGROUND STUDY • People Groups: Israelites and Moabites

Every unit will include a background lesson to give you an understanding about some aspect of life during the time Ruth lived. The book of Ruth mentions two people groups that were distinctly different, the Israelites and the Moabites.



Read the following statements and the references. Then mark each statement as true or false. If the statement is false, underline the word that makes the statement incorrect and write the word on the line that would make the statement true.

1. T The nation of Israel originated when God called Abram and promised to give him and his descendants the land of Canaan (Gen. 12:1, 7). \_\_\_\_\_
2. F Moab was made up of the twelve tribes of families descended from Jacob's twelve sons (Gen. 49:28). Israel
3. F The nation of Moab worshiped the false god of Baal (1 Kings 11:7). Chemosh
4. T God wanted His people, Israel, to be a holy people (Deut. 7:6-8). \_\_\_\_\_
5. F During the times of the judges, the country of Ammon oppressed Israel for eighteen years (Judg. 3:14). Moab
6. T Jeremiah foretold that Moab would be destroyed (Jer. 48:42). \_\_\_\_\_

Mark the keywords **famine** and **Bethlehem/Bethlehemjudah** in Ruth 1:1.

To see the contrast between the name meaning and what was happening in Bethlehem, look up the following definition and complete the word study.

**famine** According to *Merriam-Webster's Dictionary*

Definition: an extreme scarcity of food

**Bethlehem/Bethlehemjudah (Ruth 1:1)** Strong's #: **H1035** Hebrew word: **bêṭ leḥem**

Strong's Definition: house of bread; Beth-Lechem, a place in Palestine



7. Match each statement with the correct reference.

b Famine was one of four judgments God said He would send on Jerusalem.

a God promised Israel that He would bless them with food for their obedience.

c God called for a famine.

a. Deuteronomy 28:2-5

b. Ezekiel 14:21

c. Psalm 105:16



# EXPLORE • UNIT 1, LESSON 2

Read & Observe | Study Passage: Ruth 1:1-5 | Memory Passage: Romans 5:12-13

When you study a passage of Scripture, the text immediately surrounding it gives the context, which helps you better understand the meaning of the passage. You will also need to observe the broader context of a particular book to see how it fits into the Bible as a whole.

The book of Ruth is set during the years of the judges in Israel. **To better understand those times, read the following passages and answer the questions.**

1. Read Judges 21:25 and record what you learn about the people during the “days the judges ruled.” **AWV. There was no king in Israel; every man did what was right in his own eyes.**

**Read Judges 2:11-19 to learn about the cycle of behavior the nation of Israel was in during the times of the judges.** As you fill in the bubble of each correct answer, you will clearly identify the cycle of sin and deliverance.

2. What did the people of Israel *not* do?  
 Evil in the sight of God    Destroy the tabernacle    Worship idols    Forsake God
3. How did God feel about Israel’s sin?  
 Angry    Sad    Uncaring    Accepting
4. How did God respond to Israel’s sin?  
 Forsook them    Sent a plague    Gave them to their enemies    Sent floods
5. When the Israelites were distressed, who did God raise up to deliver them?  
 A prophet    A judge    A king    A priest
6. What did God do for Israel as long as the judge lived?  
 Blessed them    Heard their prayers    Multiplied them    Delivered them
7. After the judge died, what did the people do?  
 Mourned    Worshiped God    Corrupted themselves more    Prayed

During the spiritually dark days of the judges, the Israelites lived in disobedience to God. Although God had given them the good land of Canaan, the people forsook Him and worshiped idols. However, when they cried out to Him for help, God showed His faithfulness and compassion by raising up a deliverer for them.

God gave His people very specific instructions regarding their relationship to Moab.

**Read Deuteronomy 23:3-6, and then fill in the missing letters of the answers.**

8. God commanded that no Ammonite or Moabite could enter the assembly of God to the tenth generation.
9. What was one reason God gave for this commandment regarding Moab?  
They hired Balaam to curse Israel.
10. What did God do with this curse against Israel? He turned it into a blessing.
11. Why did God do this? Because the Lord loved them.



# NAVIGATE • UNIT 1, LESSON 3

Interpret | Study Passage: Ruth 1:1-5 | Memory Passage: Ruth 1:1-2

## I AM • The Lord: Exodus 3:13-15

After we have read and observed a passage, we employ the next phase of study—*Interpret*. Using the Bible as the primary source to interpret Scripture, we look at cross-references and parallel passages for further explanation. Context and literary techniques also help us to understand better what we have read and observed.

**Continue reading through the study passage by reading Ruth 3, and mark the keyword LORD and the names of the people.**

Have you ever wondered what the Lord calls Himself, what His character is, or who He is? We find answers to these questions in the Word of God.

**Read Exodus 3:13-15 to find out who God says He is. Fill in the blanks.**

God reveals His name to Moses as     IAM      
WHO I AM/I AM THAT I AM, the God of Abraham, Isaac, and Jacob. This is God's name     forever    , His memorial name for all generations/generation to generation.



In Hebrew, this name is made up of four consonants represented by the English letters YHWH. Eventually, the name was transliterated as "Jehovah," and today it is most commonly found in English Bible translations as "LORD."

The Bible includes names of God that help us see His character or attributes. Some names of God are listed in the table below. **Look up the names of God in *Hitchcock's Bible Names Dictionary* and fill in the blanks. Then, next to the name, write the letter of the reference where the name is found in the Bible.**

Names of God	Name Meanings	Reference
<u>    b    </u> Jehovah-Jireh	The Lord will <u>    provide    </u>	a. Jeremiah 23:6
<u>    c    </u> Jehovah-Shalom	The Lord send <u>    peace    </u>	b. Genesis 22:8,13-14
<u>    a    </u> Jehovah-Tsidkenu	The Lord our <u>    righteousness    </u>	c. Judges 6:22-24

Another name of God reinforces the title of the Discovery Journal, *Redeemed*. The prophet Isaiah refers to God as Jehovah-Ga'al, the Lord your Redeemer (Is. 43:14, 44:24, 48:17). **In the following verse, circle the word that reminds us of the title of our study. Then, underline the words that show our redeemer is Jehovah.**

Thus says the LORD, the King of Israel, and his Redeemer, the LORD of hosts: "I am the First and I am the Last; besides Me there is no God." -Isaiah 44:6 (NKJV)

Our Jehovah Ga'al sent His Son, Jesus Christ, to be our Redeemer. In the Gospel of John, the author focuses on the deity of Christ. Read these verses from the book of John. In which of these verses does Jesus claim to be I AM?

- John 1:17     
 John 8:24     
 John 8:58     
 John 18:4-6



# EXPLORE • UNIT 1, LESSON 3

Interpret | Study Passage: Ruth 1:1-5 | Memory Passage: Romans 5:12-13


## CHRIST THE KINSMAN-REDEEMER • Man Needs a Savior: Romans 5:12-21

Read Romans 5:12-21, which contains your memory passage. This passage explains how the action of one, Adam, affected all. However, the action of one, Christ the Kinsman-Redeemer, canceled the effects of Adam's sin. Our Kinsman-Redeemer is the focus in each *Explore* Lesson 3. To contrast Adam and Christ, finish the statements by marking the correct word.

In Adam	
1. v. 12: Sin entered the world and death through _____.	<input checked="" type="radio"/> Sin <input type="radio"/> Adam
2. v. 12: Death spread to _____ men.	<input type="radio"/> Many <input checked="" type="radio"/> All
3. v. 16: _____ brought condemnation.	<input type="radio"/> Rebuke <input checked="" type="radio"/> Judgment
4. v. 19: One act of _____ made many sinners.	<input checked="" type="radio"/> Disobedience <input type="radio"/> Anger
5. v. 21: Sin reigned in _____.	<input type="radio"/> Punishment <input checked="" type="radio"/> Death

In Christ	
6. v. 15: The free gift of _____ overflowed.	<input type="radio"/> Joy <input checked="" type="radio"/> Grace
7. v. 16: The free gift resulted in _____.	<input type="radio"/> Salvation <input checked="" type="radio"/> Justification
8. v. 19: Through one act of _____, many will be made righteous.	<input checked="" type="radio"/> Obedience <input type="radio"/> Love
9. v. 21: _____ would reign through righteousness to eternal life.	<input checked="" type="radio"/> Grace <input type="radio"/> Peace

10. Write "Adam" or "Christ" to indicate who the summary statements refer to.
- Christ Through one act of obedience, the free gift of grace abounded to many resulting in the gift of justification and righteousness, securing eternal life.
  - Adam Through one disobedient act, all mankind is born sinners under the penalty of death and condemnation.
11. Read Romans 5:6-10 and indicate whether the statements from this passage are true or false.
- T Those in Adam (all mankind) are described as helpless/weak/without strength/powerless, ungodly, sinners, and enemies.
  - F God demonstrated His mercy toward us.
  - F Christ's act of love was to pray for us.
  - T In our weakness, we were helpless and powerless to save ourselves.
  - T In Christ, we are saved from the wrath to come.





# NAVIGATE • UNIT 1, LESSON 4

Apply | Study Passage: Ruth 1:1-5 | Memory Passage: Ruth 1:1-2

In *Apply*, we take what we've learned in the Bible about God and man and determine how we should live in light of God's word.

Read Ruth 4 and mark the keywords **LORD**, **redeem**, and the names of the people.

## DISCOVERY DESTINATION • Man Sinned: Genesis 3:1-24

**sin** According to *Merriam-Webster's Dictionary*

Definition: 1a. an **offense** against religious or moral law  
2a. **transgression** of the law of God

1. Read Genesis 3:1-24 to see the consequences of Adam and Eve's disobedience. Number the following statements in their correct order.

3 The man and woman knew they had disobeyed; they were ashamed and hid from God.

4 The man told God that the woman He gave him, gave him the fruit and he ate.

1 The serpent spoke to the woman to cause her to doubt God's commands.

5 God cursed the serpent and the ground and told the man and woman the consequences of their disobedience.

6 Because of man's sin, he was separated from God and cast out of the garden.

2 The woman ate the fruit and gave some to her husband.



2. Have you ever tried to hide something you did wrong?     Yes     No

3. Were you able to hide your sin from God?     Yes     No

4. Below are biblical statements about the subject of sin. Read them and unscramble the words to correctly complete the statements.

Reference	Statement
a. Romans 3:23	All have <b>nnsedi</b> <u>sinned</u> .
b. Romans 6:23	The <b>egsaw</b> <u>wages</u> of sin is death.
c. Ephesians 2:1	We were <b>eadd</b> <u>dead</u> in trespasses and sins.
d. James 1:13	God does not <b>pttem</b> <u>tempt</u> anyone.

5. Read James 1:14-16. Fill in the blanks in the paraphrase below to learn the steps that bring spiritual death through sin.

Each person is tempted when he is lured and enticed by his own desire. Desire conceived gives birth to sin. When fully grown, sin brings forth death. Do not be deceived/err, my dear brothers.

Pray as Jesus directed in the Lord's prayer, asking that you not be led into temptation (Matt. 6:13).







# NAVIGATE • UNIT 1, LESSON 5

Review | Study Passage: Ruth 1:1-5 | Memory Passage: Ruth 1:1-2


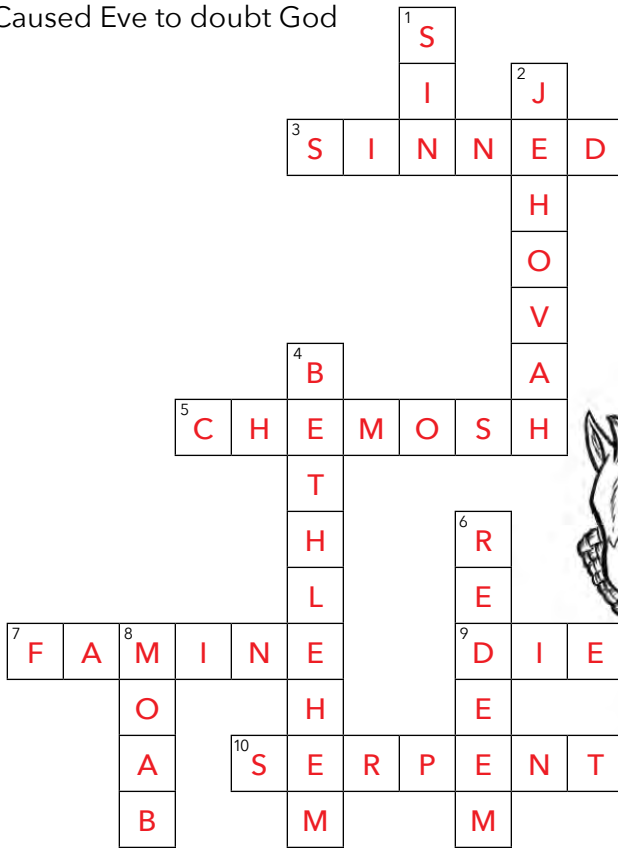
Complete the crossword puzzle to review this unit.

## ACROSS

3. What all have done to come short of the glory of God
5. False god the Moabites served
7. An extreme scarcity of food
9. What Elimelech and both of his sons did after leaving Bethlehem
10. Caused Eve to doubt God

## DOWN

1. Transgression of God's law
2. English spelling of Jewish national name of God
4. Means "house of bread"
6. To buy back
8. Where Elimelech and his family went to escape the famine



### KNOW GOD'S WORD AND MAKE HIM KNOWN

Recite your memory passage, Ruth 1:1-2. The Bible tells us in 2 Corinthians 13:5 that we are to examine ourselves to see if we are in the faith.

How well do you know God?

- I don't    Intellectually    Wholeheartedly

Are you living like a child of God?

- No    Sometimes    Wholeheartedly

Are you an example for others to follow?

- No    Sometimes    Wholeheartedly



# EXPLORE • UNIT 1, LESSON 5

Review | Study Passage: Ruth 1:1-5 | Memory Passage: Romans 5:12-13

Review the study passage, memory passages, lessons, word studies, and definitions, and then answer these questions.

## Sequential


- Number the following events in the order they happened.
  - 4 Elimelech and Naomi's sons both got married.
  - 2 Elimelech and his family went to Moab.
  - 5 Naomi's sons died.
  - 1 There was a famine in Bethlehem.
  - 3 Elimelech died.

## Matching

- |          |   |              |
|----------|---|--------------|
| <u>d</u> | 2. _____ means "my God is king."                          | a. Mahlon    |
| <u>a</u> | 3. Chilion's/Kilion's brother was _____.                  | b. Naomi     |
| <u>e</u> | 4. _____ was Naomi's daughter-in-law.                     | c. Adam      |
| <u>b</u> | 5. Elimelech's wife was _____.                            | d. Elimelech |
| <u>c</u> | 6. One act of disobedience by _____ affected all mankind. | e. Ruth      |


## Multiple Choice

- Which name of God means "the Lord will provide"?
  - Jehovah-Shalom
  - Jehovah-Jireh
  - Jehovah-Tsidkenu
  - Jehovah-Ga'al
- What is the wages of sin?
  - Sickness
  - Depression
  - Death
  - Pain
- What is perfect, according to Psalm 19?
  - Law of the Lord
  - God's love
  - Salvation
  - Fear of the Lord
- Whom did God send to deliver Israel?
  - King David
  - Joshua
  - A fire
  - Judges



**KNOW GOD'S WORD AND MAKE HIM KNOWN**

Recite your memory passage, Romans 5:12-13. Death entered this world through Adam, but through salvation, we can be in Christ. If you are in Christ, it is your privilege and calling to share the good news of Christ with others.



## UNIT 1 • Bethlehem and Moab

These pictures of Israel and Moab give us an idea of the geography of the region.




Image used with permission from [www.bibleplaces.com](http://www.bibleplaces.com)

**The land of Moab from across the Nahal Arnon (from the northwest)**



Image used with permission from [www.bibleplaces.com](http://www.bibleplaces.com)

**A field of barley growing in Israel**



Image used with permission from [www.bibleplaces.com](http://www.bibleplaces.com)

**Fields east of the city of Bethlehem near the traditional site of the "Shepherd's Fields"**



Image used with permission from [www.bibleplaces.com](http://www.bibleplaces.com)

**Fields east of the city of Bethlehem**



Image used with permission from [www.davidhreadgill.com](http://www.davidhreadgill.com)

**The Dead Sea looking east toward Moab**

## UNIT 2

# The Redeemer Is Almighty

### DISCOVERY DESTINATION

The Redeemed Repent

### KEY VERSES

*But Ruth said, "Do not urge me to leave you or to return from following you. For where you go I will go, and where you lodge I will lodge. Your people shall be my people, and your God my God. Where you die I will die, and there will I be buried. May the LORD do so to me and more also if anything but death parts me from you." -Ruth 1:16-17 (ESV)*

# LAUNCH • UNIT 2

## OVERVIEW

Our Almighty God, who has the power to save us, desires that we repent from sin, turn, and follow Him.

- **PRAYER & BLESSING**  
Ruth 1:8b-9
- **BACKGROUND STUDY**  
Geography: Journey from Bethlehem to Moab
- **I AM**  
The Light of the World: John 8:12
- **CHRIST THE KINSMAN-REDEEMER**  
God Established a Covenant: Genesis 17:1-8
- **DISCOVERY DESTINATION**  
The Redeemed Repent: 1 Thessalonians 1:9-10
- **THE SONG OF THE REDEEMED**  
Forgiven: Psalm 32

## STUDY PASSAGE

Ruth 1:6-22



## NAVIGATE MEMORY PASSAGE

Ruth 1:16-17



## EXPLORE MEMORY PASSAGE

Genesis 17:6-8

## KEY VERSES

Ruth 1:16-17



Key Verses



Keywords



Word Studies



Definitions



Themes



Geography



# PRAYER & BLESSING • UNIT 2

Each day, before you begin your study of God’s Word, take the time to go before Him in prayer and ask the Holy Spirit to teach you. Use the ACTS model to record your prayers.

<b>Adoration</b>
•
•
<b>Confession</b>
•
•
<b>Thanksgiving</b>
•
•
<b>Supplication</b>
•
•



Naomi’s blessing to Ruth and Orpah shows us that we can ask the Lord to bless others even when we are enduring difficult circumstances. If you know someone who needs rest—physical, emotional, or spiritual—speak this blessing over them.

*“The LORD deal kindly with you, as you have dealt with the dead and with me. The LORD grant that you may find rest, each in the house of her husband.” -Ruth 1:8b-9 (NKJV)*



# NAVIGATE • UNIT 2, LESSON 1

Read & Observe | Study Passage: Ruth 1:6-22 | Memory Passage: Ruth 1:16-17

Unit 2 shows us that God the Redeemer is Almighty. Although Naomi experienced difficulties in Moab, God took care of her and her daughter-in-law Ruth. As a result, they were able to return to the land of Naomi's fathers.

**Read the study passage, Ruth 1:6-22, and mark the keywords kindly/kindness and Almighty.** Throughout Scripture, both of these words describe God's character. By paying attention to the words that describe God, we learn about His character.

In Ruth 1:8, Naomi blessed Ruth and Orpah by asking the Lord to show kindness to them. **Fill in the blanks to complete the word study and learn more about this character trait of God.**

**kindly/kindness (Ruth 1:8)** Strong's #: **H2617** Hebrew word: **hesed**  
 Strong's Definition: kindness; by implication (towards God) **piety**; rarely (by opposition) reproof, or (subjectively) beauty

The title of this unit is "The Redeemer is Almighty." **Complete the word study to learn more about this attribute of God.**

**Almighty (Ruth 1:20)** Strong's #: **H7706** Hebrew word: **šaday**  
 Outline of Biblical Usage Definition: I. almighty, **most powerful**

**almighty** According to Merriam-Webster's Dictionary  
 Definition: 1. **often capitalized: having absolute power over all**

**Reread Ruth 1:6-22 to see how the narrative progresses. Number the statements in the order in which they occur.**

- 6 Naomi said the hand of the Lord was against her.
- 9 Naomi and Ruth arrived in Bethlehem at the beginning of the barley harvest.
- 4 Both Ruth and Orpah lifted up their voices and wept after Naomi kissed them.
- 8 Ruth clung to Naomi.
- 7 Orpah decided to return to her people and her gods.
- 3 Naomi wanted her daughters-in-law to each return to their own mother's house.
- 2 Naomi began the journey to return to the land of Judah.
- 5 Naomi said that she was too old to remarry.
- 1 Naomi heard that the Lord had visited His people by giving them bread.



**Despite how Naomi thought the Lord had dealt with her, what did Naomi call the Lord in verse 21? The Almighty**

**Reminder:** As you study each unit, remember to read all four chapters of Ruth.



# EXPLORE • UNIT 2, LESSON 1

Read & Observe | Study Passage: Ruth 1:6-22 | Memory Passage: Genesis 17:6-8

## Reread the study passage and mark the dialogue.

The book of Ruth is written in narrative form. In this passage, the author chose to reveal the character of Naomi, Ruth, and Orpah through their conversations with each other. In fact, the primary literary device in this narrative is dialogue, which makes up more than half of the entire book. Fifty-five out of the eighty-five verses in Ruth are dialogue.

1. Read the verses below and fill in the blanks with the names of those involved in the dialogue.

Verses	Summary of the Dialogue
a. vv. 8-9a	____ <b>Naomi</b> ____ urged ____ <b>Ruth</b> ____ and ____ <b>Orpah</b> ____ to return home, and ____ <b>Naomi</b> ____ blessed them.
b. vv. 10-13	____ <b>Ruth</b> ____ and ____ <b>Orpah</b> ____ declared they would go with Naomi, but ____ <b>Naomi</b> ____ again pleaded with them to go back home.
c. vv. 15-17	____ <b>Naomi</b> ____ urged ____ <b>Ruth</b> ____ to follow ____ <b>Orpah</b> ____, but ____ <b>Ruth</b> ____ pledged her commitment in a moving speech to Naomi.
d. vv. 19b-21	The women of Bethlehem exclaimed among themselves, "Is this ____ <b>Naomi</b> ____?" ____ <b>Naomi</b> ____ said, "Call me ____ <b>Mara/Marah</b> ____ because the Almighty has dealt bitterly with me."

## Underline the key verses in your Bible (Ruth 1:16-17).

In these two verses, the author uses a Hebrew poetic form made up of five pairs of clauses to show Ruth's commitment to Naomi and Naomi's God.

2. Read the paraphrase of the poem, and underline the five ways that Ruth identifies with Naomi, her people, and her God.

### Pairs of Clauses

- 1 *Do not press me to leave you, to turn back from following you.*
- 2 *For wherever you travel I will travel; and wherever you stay, I will stay.*
- 3 *Your people will be my people, and your God, my God.*
- 4 *Where you die, I will die, and there shall I be buried.*
- 5 *Thus may Yahweh do to me and more also—Nothing but death will separate me from you!*

In Ruth's moving words of commitment, she uses the words of a solemn, binding oath—covenant language.






# NAVIGATE • UNIT 2, LESSON 2

Read & Observe | Study Passage: Ruth 1:6-22 | Memory Passage: Ruth 1:16-17

## BACKGROUND STUDY • Geography: Journey from Bethlehem to Moab

 **Read Ruth 1 and mark all the geographical locations.**

The first verse in the book of Ruth introduces people who had a problem and shows how they attempted to solve it. Elimelech and his family lived in Bethlehem in Judah where there was a famine. Their solution was to travel to Moab where there was food.

Located on the west side of the Jordan River and the Dead Sea, Bethlehem was about five and a half miles southwest of Jerusalem. Because Bethlehem was situated in the shadow of a mountain ridge on the west that cut off rainfall from the town, it often suffered from famine.

In contrast, the country of Moab lay east of Judah, across the fertile Jordan River valley and the Dead Sea. Moab stretched about 125 miles from just north of Mount Nebo to the Brook Zered at the southern tip of the Dead Sea, and it was divided into three geographic areas.

1. A region just east of the Jordan River valley north of the Dead Sea
2. A tableland from the northern end of the Dead Sea to the Arnon River
3. A higher tableland that stretched south to the Brook Zered

Although neither Scripture nor historical documents reveal precisely where in Moab Elimelech's family settled, it is likely they settled in the upper tableland, perhaps near the Arnon River, rather than in the remote southern area. If the family relocated to the northern part of the central area, they would have traveled about sixty miles.

A major north-south road, the King's Highway, which was used for trade and travel, extended from Damascus north of Moab to the Gulf of Aqaba, south of the Dead Sea. It ran along the eastern edge of a mountainous strip of land east of the Dead Sea.

**Read these cross-references and match them to the correct event.**

Event	Reference
<u>  d  </u> Moses died on Mount Nebo.	a. Matthew 2:4-6
<u>  a  </u> God foretold that His Messiah (Christ) would be born in Bethlehem.	b. 1 Samuel 14:47
<u>  c  </u> The king of Edom did not allow the Israelites to travel on the king's road/King's Highway.	c. Numbers 20:14-20
<u>  e  </u> David was from Bethlehem.	d. Deuteronomy 32:48-50
<u>  b  </u> Moab was one of the countries Saul fought against.	e. 1 Samuel 17:12

**Go to page 28 to see a map of this area, and follow the instructions there to complete the mapwork.**



# EXPLORE • UNIT 2, LESSON 2

Read & Observe | Study Passage: Ruth 1:6-22 | Memory Passage: Genesis 17:6-8

🔍 Reread the study passage, mark the keywords **hope** and **afflicted/calamity/misfortune**, and underline the word "Mara."

🔍 **hope (Ruth 1:12)** Strong's #: **H8615** Hebrew word: **tiqvâ**  
 Strong's Definition: **literally a cord (as an attachment); figuratively, expectancy**

When Naomi told Ruth and Orpah that she did not have hope, she may have been referring to her old age and that she would not remarry or have more sons.

Under Old Testament law, when a man died with no sons, his brother was to marry the widow. Their first son would be considered the son of the dead man in order to carry on his name. This was called the levirate law (Deut. 25:5-6).

= **Mara** According to *Hitchcock's Bible Names Dictionary*  
 Meaning: **Marah, bitter; bitterness**

🔍 **afflicted/calamity/misfortune (Ruth 1:21)** Strong's #: **H7489** Hebrew word: **rā'â**  
 Strong's Definition: a primitive root; properly, to **spoil** (literally, by breaking to pieces); figuratively, **to make (or be) good for nothing, i.e. bad** (physically, socially or morally)

The events in our study passage are a bridge between life in Moab and the remarkable events that will follow.

**Fill in the missing letters to complete each statement about these transitional events.**

Ruth 1:19	All the city of <b>B</b> eth <b>l</b> eh <b>e</b> <b>m</b> was stirred and excited when <b>N</b> <b>a</b> <b>o</b> <b>m</b> <b>i</b> and Ruth arrived there.
Ruth 1:20	Naomi believed the <b>A</b> <b>l</b> <b>m</b> <b>i</b> <b>g</b> <b>h</b> ty had dealt <b>b</b> <b>i</b> <b>t</b> <b>t</b> <b>e</b> rly with her.
Ruth 1:21	Naomi had gone out <b>f</b> <b>u</b> <b>l</b> l, but she came home <b>e</b> <b>m</b> <b>p</b> ty.

Everyone faces difficulties at times. When you face these situations, go to the Word for encouragement.

**Which one of these passages reminds us that God comforts us in our afflictions?**

- Job 1:21      2 Corinthians 1:3-4      Psalm 119:67-68      Isaiah 53:3-4

= *Merriam-Webster's Dictionary* defines **theme** as "a subject or topic of discourse." Repetitive words often suggest a theme for a Bible passage. Skim Ruth 1 and notice the repetitive word "return." Other translations say, "take them back," "go back," "take back," and "turn again."

**Read this sample theme to see how the repeated word is incorporated.**

🔍 Naomi and Ruth left death and hardship in Moab and returned to Bethlehem, the house of bread.



# NAVIGATE • UNIT 2, LESSON 3

Interpret | Study Passage: Ruth 1:6-22 | Memory Passage: Ruth 1:16-17

## I AM • The Light of the World: John 8:12

In each unit, we will study an I AM metaphor of Jesus Christ. Read John 8:12 and mark the words of Jesus, "I am the light of the world."

**metaphor** According to *Merriam-Webster's Dictionary*

Definition: a figure of speech in which a word or phrase literally denoting one kind of object or idea is used in place of another to suggest a likeness or analogy between them

1. Jesus said that He is "the light of the world." Light is the opposite of darkness. Read the cross-references to see the contrast. Write the correct letters next to the descriptions.

a. John 1:4-5      b. John 3:19-20      c. 1 John 1:5

Reference	Light	Darkness
<u>c</u>	God is light.	In Him is no darkness at all.
<u>b</u>	Light comes into the world and exposes man's deeds. Those who do evil hate light.	People love darkness because their deeds are evil.
<u>a</u>	In Jesus was life that was the light of mankind. It shines in the darkness.	Darkness did not overcome the light.

2. Find and color the boy and girl holding their Bibles; they are being God's light. Then color all the hidden lights. (Hint: There are two of each type of light.)





# EXPLORE • UNIT 2, LESSON 3

Interpret | Study Passage: Ruth 1:6-22 | Memory Passage: Genesis 17:6-8

## CHRIST THE KINSMAN-REDEEMER • God Established a Covenant: Genesis 17:1-8

🔑 Read Genesis 17:1-8 and mark the keyword **covenant**.

🔍 **covenant (Gen. 17:2)** Strong's #: **H1285** Hebrew word: **b<sup>o</sup>rit**  
 Strong's Definition: **a compact (made by passing between pieces of flesh)**

When God made a covenant, He kept it. In the cross-references below, we see the progression of God's covenant with Abraham.

Read Genesis 12:1-3 and Genesis 15:4-7, and reread Genesis 17:1-8.

1. Complete the Hebraic cipher to create a title for each of these passages.

Genesis 12:1-3 **Covenant** דִּבְרֵי בְרִית וְזָרַתְנִי → I n t r o d u c e d

Genesis 15:4-7 **Covenant** וְעָשָׂה לְךָ בְרִית דָּאֵם → M a d e

Genesis 17:1-8 **Covenant** וְעָשָׂה לְךָ בְרִית וְשָׂאתָ שְׂמֵי → E s t a b l i s h e d

2. Read the passages below and then number the statements in sequential order.

Genesis 12:1-3      Genesis 15:4-7      Genesis 17:1-8

- 3   God Almighty appeared to Abram and changed his name to Abraham.
- 1   God told Abram He would bless him and that all the families of the earth would be blessed through him.
- 2   Abram believed in the Lord, and God credited it to him as righteousness.



Write the meaning of Abram's new name.

⊞ **Abraham** According to *Easton's Bible Dictionary*  
 Meaning: father of a   **multitude**  

3. Scripture is the best interpreter of Scripture. Fill in the bubble of the New Testament reference that restates God's covenant promise to Abraham.

- a. God would bless those who blessed Abram and curse those who cursed him, and in Abram all the families of the earth would be blessed. (Gen. 12:3)
  - Galatians 3:8-9       Galatians 3:6       Romans 4:16-17
- b. Abram believed in the Lord and God counted that as righteousness. (Gen. 15:6)
  - Romans 4:16-17       Galatians 3:6       Galatians 3:8-9
- c. God said Abraham would be the father of many nations. (Gen. 17:4)
  - Romans 4:16-17       Galatians 3:8-9       Galatians 3:6

4. According to Galatians 3:29, those who belong to Christ are Abraham's descendants and are   **heirs**   according to the   **promise**  .



# NAVIGATE • UNIT 2, LESSON 4

Apply | Study Passage: Ruth 1:6-22 | Memory Passage: Ruth 1:16-17

## DISCOVERY DESTINATION • The Redeemed Repent: 1 Thessalonians 1:9-10

Our Discovery Destination for this lesson is about repentance. The Thessalonian believers were a biblical example of repentance.

**repent** According to *Merriam-Webster's Dictionary*

Definition: 2a. **to feel regret or contrition**  
2b. **to change one's mind**

The *Westminster Dictionary of Theological Terms* adds that "...its theological meaning of a change of mind and life direction [are] a beginning step of expressing Christian faith (Acts 26:20)."

- Read 1 Thessalonians 1:9-10 and notice the three actions that showed the repentance of the Thessalonian believers. Fill in the blanks with the action verbs.
  - Turned** to God from idols
  - Served** the living and true God
  - Waited** for His Son from heaven
- Complete the sentence that tells of the future reward of repentance toward God.  
**Jesus** will deliver us from the **wrath** to come.
- Look up the following cross-references to see what the Bible has to say about repentance. Write the letter of the statement next to the correct Scripture reference.


References	Statements about Repentance
<b>b</b> Luke 13:3	a. Godly sorrow produces repentance that leads to salvation, but the worldly sorrow produces death.
<b>d</b> Acts 17:30	b. Unless you repent, you will perish.
<b>a</b> 2 Corinthians 7:9-10	c. God is patient, wishing for all to come to repentance.
<b>c</b> 2 Peter 3:9	d. God commands all people to repent.

Have you truly repented with a godly sorrow and turned from sin to God?  Yes  No

Are you following the Lord Jesus Christ?  Yes  No

Is your life bearing true fruit that shows you've turned from sin?  Yes  No

Take time to pray and thank the Lord for sending the Savior, Jesus Christ, to save you from your sin. Know that when you confess your sins, God is faithful and just to forgive your sins and to cleanse you from all unrighteousness (1 John 1:9).





# EXPLORE • UNIT 2, LESSON 4

Apply | Study Passage: Ruth 1:6-22 | Memory Passage: Genesis 17:6-8

## THE SONG OF THE REDEEMED • Forgiven: Psalm 32

⊞ A psalm is a sacred song or poem used in worship. Psalm 32 teaches us wisdom about the importance of repentance from sin.

Read Psalm 32 and unscramble the words to create a summary statement for each section of the psalm.



Section	Summary Statement
vv. 1-2	The man whose <b>nssi</b> _____ <b>sins</b> _____ are <b>grnveifo</b> _____ <b>forgiven</b> _____ is blessed.
vv. 3-5	Sin brings <b>isremy</b> _____ <b>misery</b> _____, but <b>nssicnfooe</b> _____ <b>confession</b> _____ brings forgiveness.
vv. 6-7	God <b>slireedv</b> _____ <b>delivers</b> _____.
vv. 8-9	Don't be <b>tobsnubr</b> _____ <b>stubborn</b> _____ like a mule, but follow God's instruction <b>glilwnyil</b> _____ <b>willingly</b> _____.
vv.10-11	The one who <b>ssrutt</b> _____ <b>trusts</b> _____ in the Lord <b>erjcsoei</b> _____ <b>rejoices</b> _____ and is glad.

If you need to confess and repent of sin, do that now. Then write a psalm or prayer about confession of sin and repentance that results in rejoicing. This is worship.

○	

⊞ Devotion is dedicating yourself to someone or something with love and loyalty. The Proverbs 31 woman and Ruth both exemplify godly devotion.

### *Proverbs 31 & Ruth* Devoted to Her Family

Her husband has full confidence in her and lacks nothing of value. She brings him good, not harm, all the days of her life.  
-Proverbs 31:11-12 (NIV)

"Don't urge me to leave you or to turn back from you. Where you go I will go, and where you stay I will stay. Your people will be my people and your God my God."  
-Ruth 1:16 (NIV)



# NAVIGATE • UNIT 2, LESSON 5

Review | Study Passage: Ruth 1:6–22 | Memory Passage: Ruth 1:16–17

Solve each word jumble below using the corresponding clue. Then unscramble the circled letters in those answers to solve question 11.

Jumble	Clue	Answer
1. DORL	One who has visited His people to give them food.	<u>L</u> <u>O</u> <u>R</u> <u>(D)</u>
2. HMEEBTLEH	City in Judah, where David was from	<u>B</u> <u>E</u> <u>T</u> <u>H</u> <u>(L)</u> <u>E</u> <u>H</u> <u>E</u> <u>M</u>
3. TNUOM OBEN	Where Moses died	<u>M</u> <u>O</u> <u>U</u> <u>N</u> <u>(T)</u> <u>N</u> <u>E</u> <u>B</u> <u>O</u>
4. DESHE	Hebrew word for kindness	<u>(H)</u> <u>E</u> <u>S</u> <u>(E)</u> <u>D</u>
5. LOYDG	Kind of sorrow that leads to repentance	<u>G</u> <u>(O)</u> <u>D</u> <u>L</u> <u>Y</u>
6. PORTHMEA	Figure of speech that is an analogy between two things.	<u>M</u> <u>E</u> <u>T</u> <u>A</u> <u>P</u> <u>(H)</u> <u>O</u> <u>R</u>
7. TEPRNE	To feel regret or contrition	<u>(R)</u> <u>E</u> <u>P</u> <u>E</u> <u>N</u> <u>T</u>
8. YARBLE	Crop being harvested when Naomi returned	<u>B</u> <u>A</u> <u>R</u> <u>(L)</u> <u>E</u> <u>Y</u>
9. MYGHATIL	Meaning of šaday	<u>A</u> <u>L</u> <u>M</u> <u>(I)</u> <u>G</u> <u>H</u> <u>(T)</u> <u>Y</u>
10. GSNIK YIHHWGA	Major travel route in Moab	<u>K</u> <u>I</u> <u>N</u> <u>(G)</u> <u>S</u> <u>H</u> <u>I</u> <u>G</u> <u>H</u> <u>(W)</u> <u>A</u> <u>Y</u>

11. How does Jesus describe Himself?

I am the L I G H T of T H E W O R L D .

## KNOW GOD'S WORD AND MAKE HIM KNOWN

Recite your memory passage, Ruth 1:16–17. Ruth could not be persuaded to return home because she was committed to following Naomi and the Lord.

Have you repented from sin and committed your life to following Christ?  
 No  Sometimes  Wholeheartedly

Are you living for Christ?  No  Sometimes  Wholeheartedly

Are you an example for others to follow?  
 No  Sometimes  Wholeheartedly



# EXPLORE • UNIT 2, LESSON 5

Review | Study Passage: Ruth 1:6-22 | Memory Passage: Genesis 17:6-8

Review the study passage, memory passages, lessons, word studies, and definitions, and then answer these questions.

## True or False

- T   1. Hebrew dialogue is woven throughout the narrative of the book of Ruth.
- T   2. Naomi said that she was too old to have sons for Ruth and Orpah to marry.
- F   3. Naomi wanted to be called “Mara,” which means “beautiful.”
- T   4. God promised to give Abraham land and many descendants.
- F   5. Naomi said she had left Bethlehem empty and returned full.

## Multiple Choice

- 6. What does the kindness/goodness of God lead men to?  
 Peace with God       Salvation       Repentance
- 7. When Abraham believed God, it was credited or counted to him as what?  
 Righteousness       Obedience       Holiness
- 8. Which verse says that those who follow Jesus will have the light of life?  
 John 8:12       Revelation 22:5       1 John 2:10
- 9. What English word means “literally a cord”?  
 Security       Hope       Anchor

## Short Answer

- 10. Ruth said that the only thing that would separate her from Naomi was what? **Death**
- 11. What city did Naomi and Ruth return to from Moab? **Bethlehem**
- 12. Genesis 12:1-3, Genesis 15:4-7, and Genesis 17:1-8 have what topic in common?  
**Covenant**

### KNOW GOD'S WORD AND MAKE HIM KNOWN

Recite your memory passage, Genesis 17:6-8. God Almighty has the power to redeem us to be a people for His own possession. He delivers us from the power of darkness and transfers us into the kingdom of his dear Son. Because we have the light of life, we are to let our light shine so others will see our good works and God will receive the glory (Matt. 5:14-16).





## UNIT 2 • Map of Bethlehem to Moab

- Use the information from the lesson on page 20 and on this page to complete the mapwork and answer the questions.

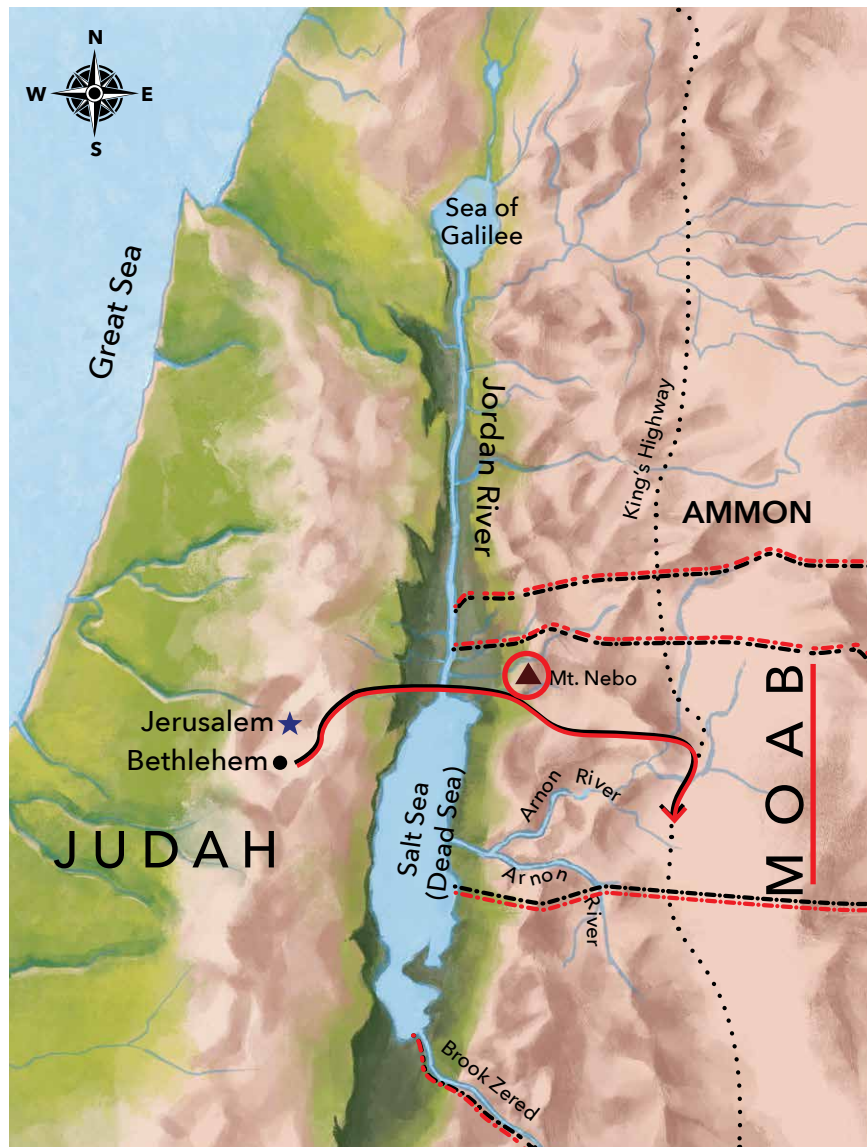
Look at the map to see where the events of the book of Ruth took place. The distance between Bethlehem and Moab was about 65–70 miles. The most-traveled road, the King's Highway, ran along the edge of the mountain range on the east side of the Dead Sea, making travel slow.

1. Underline the name of the country that Elimelech and his family traveled to. **Underline MOAB.**
2. Draw a circle around the place where Moses died. **Draw a circle around Mt. Nebo.**
3. Find and highlight the black arrow that shows the approximate route that Elimelech's family probably took when they fled to escape the famine.

4. Trace the boundaries for the three regions of Moab. **(Trace the four dash-dot-dash lines)**

5. What river did they have to cross on their journey? **Jordan River**

6. What two bodies of water are connected by the Jordan River? **Sea of Galilee and Salt Sea (Dead Sea)**



## UNIT 3

# The Redeemer Provides

### DISCOVERY DESTINATION

The Redeemed Bless

### KEY VERSES

*Boaz replied, "I've been told all about what you have done for your mother-in-law since the death of your husband—how you left your father and mother and your homeland and came to live with a people you did not know before. May the LORD repay you for what you have done. May you be richly rewarded by the LORD, the God of Israel, under whose wings you have come to take refuge."*

-Ruth 2:11-12 (NIV)

# LAUNCH • UNIT 3

## OVERVIEW

The Lord graciously provides for His people. In turn, those who belong to Him care for others.

- **PRAYER & BLESSING**  
Ruth 2:12
- **BACKGROUND STUDY**  
Culture: Grain Harvests
- **I AM**  
The Bread of Life: John 6:32-51
- **CHRIST THE KINSMAN-REDEEMER**  
The Lord's Passover: Exodus 12:1-14
- **DISCOVERY DESTINATION**  
The Redeemed Bless: Romans 12:9-21
- **THE SONG OF THE REDEEMED**  
A Psalm of Thanksgiving: Psalm 100

## STUDY PASSAGE

Ruth 2:1-23



## NAVIGATE MEMORY PASSAGE

Ruth 2:12-13



## EXPLORE MEMORY PASSAGE

Exodus 12:11-14

## KEY VERSES

Ruth 2:11-12



Key Verses



Keywords



Word Studies



Definitions



Themes



Geography

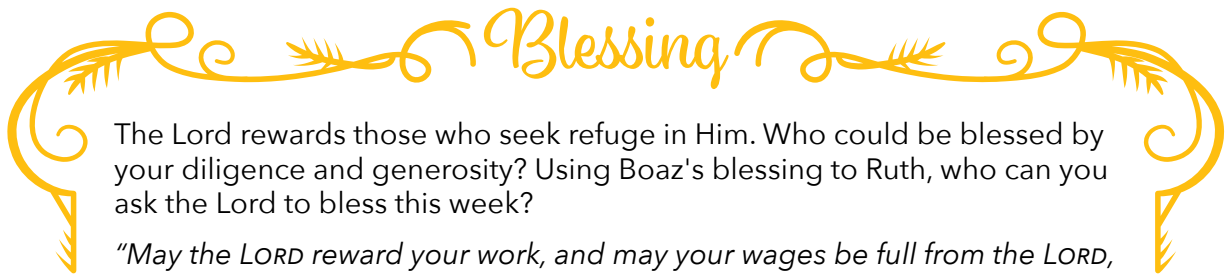


# PRAYER & BLESSING • UNIT 3

Each day, take time to pray before you begin your Discovery Journal lesson. Make sure your prayers are in agreement with the Scriptures, and journal your prayers.

In Unit 1 we learned these names of the Lord: Jehovah-Jireh, Jehovah-Shalom, and Jehovah-Tsidkenu. As you praise Him, you might focus on one or more of His names.

<b>Adoration</b>
•
•
<b>Confession</b>
•
•
<b>Thanksgiving</b>
•
•
<b>Supplication</b>
•
•



The Lord rewards those who seek refuge in Him. Who could be blessed by your diligence and generosity? Using Boaz's blessing to Ruth, who can you ask the Lord to bless this week?

*"May the LORD reward your work, and may your wages be full from the LORD, the God of Israel, under whose wings you have come to take refuge."*

-Ruth 2:12 (NASB)



# NAVIGATE • UNIT 3, LESSON 1

Read & Observe | Study Passage: Ruth 2:1-23 | Memory Passage: Ruth 2:12-13

- 🔍 Read Ruth 2, paying particular attention to how Boaz provides for Ruth, and mark the keywords **glean/pick up**, **bless**, and **redeemers/next kinsmen/close relatives/guardian-redeemers**.
- 🔍 Underline your key verses (Ruth 2:11-12) and record what Boaz had heard about Ruth. **AWV**. Boaz had heard all that Ruth had done for her mother-in-law and how she had left her home and had gone to a people she had not known.

**Boaz** According to *Hitchcock's Bible Names Dictionary*  
 Meaning: **in strength**

Solve the T9 cipher, and fill in the blanks to learn what Ruth 2 tells us about Boaz.

- Boaz was **9325849** → w e a l t h y.
- Boaz was from the family of **354635324** → E l i m e l e c h.
- Boaz had a **227539** → b a r l e y field near Bethlehem.
- Boaz **77684333** → p r o v i d e d for Ruth by allowing her to **45326** → g l e a n among the sheaves.
- Boaz was one of Naomi's **733336377** → r e d e e m e r s.



🔍 **glean/pick up (Ruth 2:2)** Strong's #: **H3950** Hebrew word: **lāqat**  
 Strong's Definition: a primitive root; properly, **to pick up**, i.e. (generally) **to gather**; specifically, to glean

🔍 **bless (Ruth 2:4)** Strong's #: **H1288** Hebrew word: **bārak**  
 Strong's Definition: a primitive root; to **kneel**; by implication to bless God (as an act of **adoration**), and (vice-versa) man (as a benefit) also (by euphemism) to curse (God or the king, as treason)

🔍 **redeemers/next kinsmen/close relatives/guardian-redeemers (Ruth 2:20)**  
 Strong's #: **H1350** Hebrew word: **gā'al**  
 Strong's Definition: a primitive root, to redeem (according to the Oriental law of kinship), i.e. to be the **next of kin** (and as such to buy back a relative's property, marry his widow, etc.)

Unscramble the letters to find the answers to the questions.

- What did Ruth want to do? **naleg** → glean
- What does Ruth want the man in the field to show to her? **arovf** → favor
- Who owned the field Ruth happened to go to? **aoBz** → Boaz



# EXPLORE • UNIT 3, LESSON 1

Read & Observe | Study Passage: Ruth 2:1-23 | Memory Passage: Exodus 12:11-14

Boaz, a major player in the narrative of Ruth, is introduced in chapter 2. **Read the study passage, and underline the words that describe Boaz.**

Verses 1-3 form a chiasmus (pronounced kī-'az-məs), a literary device with two series of words, phrases, or concepts. The first series serves as an introduction that builds toward a climax. The second follows in reverse order and brings the content to a close. In the simple chiasmus below, the first series (A, B, and C) leads to the climax (X) and is followed by the second series (C', B', and A'). Notice how verses A and A' have similar themes, as do B and B' and C and C'.

**Complete the chiasmus by filling in the missing letters.**

A From the family of E l i m e l e c h (v.1a)

B whose name was B o a z. (v. 1b)

C Ruth said, "Let me go to the fields to gle a n" (v. 2b)

X "behind someone in whose eyes I might find favor/grace. (v. 2c)

C' "Go ahead, Ruth,"... and she went to the fields to g l e a n (vv. 2d-3c)

B' in the field of B o a z (v. 3d)

A' who was from the clan of E l i m e l e c h. (v. 3c)

**Reread Ruth 2:4-23 and pay close attention to Boaz, the owner of the field, and his instructions to his workers and Ruth.**

Because the barley was ready to harvest, it was a busy time. Boaz came to his field and greeted his workers with a blessing, and they responded with a blessing to him in return.

1. Number the following statements about Boaz and Ruth's encounter in the correct order.

3 Boaz told Ruth to continue working in his field, not in anyone else's field.

2 Ruth gleaned in the field after the reapers.

6 Boaz said that Ruth had taken refuge under the wings of the Lord God of Israel.

4 The servant told Boaz that Ruth had come back with Naomi from Moab.

5 Boaz spoke a blessing to Ruth.

1 Boaz spoke a blessing to the reapers.

As the owner of the field, Boaz gave instructions to his servants and to Ruth.

2. Read verses 8-9 and 15-16. Next to each illustration circle the letters that represent Boaz's commands to either Ruth or the workers.

a. "Glean in the field with the maidens."	d. "Drink of the water drawn by the young men."
b. "Allow her to glean."	e. "Pull out and leave grain from bundles on purpose."
c. "Watch and follow the reapers."	f. "Do not rebuke."



a b c d e f



a b c d e f



# NAVIGATE • UNIT 3, LESSON 2

Read & Observe | Study Passage: Ruth 2:1-23 | Memory Passage: Ruth 2:12-13

## BACKGROUND STUDY • Culture: Grain Harvests

In Bible times, the principal grain crops were barley and wheat. The barley harvest, the first of the yearly harvests, began around Passover in mid-April. The wheat harvest took place seven weeks later, coinciding with the Feast of Weeks, when Jewish rabbis traditionally read the book of Ruth because of its account of the harvest.

The crop cycle was the same for both barley and wheat. The sowers planted the seed in the fall. When the grain was ready to harvest the next spring, the reapers, who were men, usually cut the barley with a sickle.

Women followed the reapers and gathered the grain into bundles, called sheaves. After that, it was time to thresh the harvest, which is the process of separating the grain from the straw.



Image used with permission from www.bibleplaces.com

Reapers or gleaners often beat small amounts of grain by hand, as Ruth did in Ruth 2:17. However, to thresh large amounts of grain, the reapers used oxen. The men placed the sheaves on a level plot of land or rock called a threshing floor. As the oxen tread the grain, the head of the grain separated from the straw.

Workers then threw the grain into the air in a process called winnowing, which separated the grain from the outer portion, which is called the chaff. Finally, they stored the grain in jars or cisterns to preserve it as food for horses and livestock and for poorer people who either ground the grain to flour to make bread or roasted the grain.

### Read Deuteronomy 24:19-21 from the law of Moses about gleaning, and mark each statement true or false.

1.   T   Because Naomi and Ruth were widows, they were allowed to glean.
2.   F   God commanded landowners to allow gleaners because so many of the people were poor.
3.   T   God promised that landowners who allowed gleaners would be blessed.

Ruth's first day of gleaning was astonishingly successful! Ruth carried an ephah of barley, which weighed about forty pounds. Not only that, but the value of what she brought home was worth approximately two weeks' wages for a male worker.

**= ephah** According to *Merriam-Webster's Dictionary*

Definition: an ancient   Hebrew   unit of   dry measure   equal to 1/10 homer or a little over a   bushel  

Turn to page 42 to see the process of harvesting grain.



# EXPLORE • UNIT 3, LESSON 2

Read & Observe | Study Passage: Ruth 2:1-23 | Memory Passage: Exodus 12:11-14

🔍 Read Ruth chapter 2 and mark the keywords **favor/grace, wings, and refuge/trust.**

🔍 **favor/grace (Ruth 2:2)** Strong's #: **H2580** Hebrew word: **ḥēn**  
 Strong's Definition: **graciousness**, i.e. subjective ( **kindness, favor** ) or objective (beauty)

🔍 **refuge/trust (Ruth 2:12)** Strong's #: **H2620** Hebrew word: **ḥāsâ**  
 Strong's Definition: **to flee for protection**; figuratively, to confide in

1. Skim Ruth chapter 2, looking for the conversation between Ruth and Boaz. On the line next to each part of the dialogue, write whether Boaz or Ruth said it.
  - a. Boaz "May the Lord repay you for what you have done. May the Lord God of Israel under whose wings you have taken refuge reward you."
  - b. Ruth "Let me go to the fields and pick up the leftover grain. "
  - c. Boaz "I've been told all you've done for your mother-in-law since your husband died."
  - d. Boaz "When you're thirsty, get a drink from the water jars the men have filled."
  - e. Ruth "You have comforted me by speaking kindly to me, even though I am not one of your servants."
  - f. Ruth "Why have I, a stranger, found such favor in your eyes?"

Read the following questions and mark the correct answers.

2. How did Boaz show kindness toward Ruth and provide for her?
  - Allowed her glean
  - Invited her to eat with the reapers
  - Had reapers leave extra grain for her
  - All of these
3. What did Ruth *not* do to show diligence in her work?
  - Ask Naomi to let her work in the fields
  - Work until the evening
  - Help Naomi draw water
  - Thresh her gleanings

🔍 The theme is revealed in the study passage through keywords, key verses, and memory passages.  
 Write the theme for Unit 3. **AWV**







# NAVIGATE • UNIT 3, LESSON 3

Interpret | Study Passage: Ruth 2:1-23 | Memory Passage: Ruth 2:12-13

## I AM • The Bread of Life: John 6:32-51

When the Lord led His people from Egypt, He miraculously fed them manna from heaven. The people were to go out and gather the bread God provided each day (Ex. 16:15).

Jesus miraculously fed 5,000 with only five barley loaves and two fish (John 6:5-13). After the people ate, they were satisfied and there was food left over. Later in the chapter, the people asked for more signs and more food. They mentioned how their fathers ate manna in the wilderness and indicated that they wanted Jesus to perform a similar miracle.

In Deuteronomy 8:3b, God, through Moses, said that He had provided His people manna to teach them that man does not live on bread alone but on every word that comes from the mouth of the Lord. In John, the people were seeking physical bread to satisfy their hunger, but Jesus spoke of Himself, the true bread that came down from heaven and gave eternal life.

Read John 6:32-51. Fill in each blank with the correct word from the word bank.

believe    bread    eternal    hunger    living    will

1. Jesus stated that He was the bread of life; those who come to Him will never hunger, and those who believe in Him will never thirst (John 6:35).
2. Jesus stated that although they had seen Him, they did not believe (John 6:36).
3. Jesus stated that He had come to do the will of His Father (John 6:38).
4. Jesus stated that everyone who believes in the Son will have eternal/everlasting life (John 6:40).
5. Jesus stated simply in this verse, "I am the bread of life" (John 6:48).
6. Jesus stated that He is the "living" bread from heaven (John 6:51).

7. Unscramble the words in the following statements to help you understand Jesus' teaching in this passage.
  - a. The people wanted bread to meet their scalyhpi physical need.
  - b. Jesus came to provide for their lsirptuai spiritual need.
8. Use the Redeemed cipher, and fill in the blanks to see how God will provide for all of your needs.

And my God will  → s u p p l y all your needs

 → a c c o r d i n g to His riches in glory in

 → C h r i s t J e s u s.

-Philippians 4:19 (NASB)





# EXPLORE • UNIT 3, LESSON 3

Interpret | Study Passage: Ruth 2:1-23 | Memory Passage: Exodus 12:11-14

## CHRIST THE KINSMAN-REDEEMER • The Lord's Passover: Exodus 12:1-14

Read Exodus 12:1-14, the instructions the Lord gave His people when He instituted the Lord's Passover and redeemed them from bondage in Egypt. On the left side of the activity below are the instructions for the Lord's Passover and references from Exodus. On the right side are the statements that tell how Christ fulfilled the Passover and references from the New Testament. **Write the correct reference for each item on the blank lines.**

### Instructions for the Lord's Passover

Exodus 12:8      Exodus 12:6  
Exodus 12:7      Exodus 12:5  
Exodus 12:9-10


### Fulfilled by Jesus Christ

Hebrews 4:15      1 Peter 1:18-19  
1 Corinthians 5:7b      John 1:29  
Matthew 26:2

- |   |   |  |
|---|---|--|
| 1. Select a male lamb without spot or blemish. <u>Exodus 12:5</u>   | ➔ | Jesus is sinless/without sin.<br><u>Hebrews 4:15</u>                             |
| 2. Kill the lamb at twilight on the fourteenth day of the first month.<br><u>Exodus 12:6</u>  | ➔ | Christ was crucified.<br><u>Matthew 26:2</u>                                     |
| 3. Take the blood and apply it to the doorposts and lintel of the home.<br><u>Exodus 12:7</u>   | ➔ | Those who believe are redeemed by the blood of Christ. <u>1 Peter 1:18-19</u>    |
| 4. Roast the lamb over fire and burn any remains. <u>Exodus 12:9-10</u>   | ➔ | Christ is the Lamb of God who takes away the sins of the world. <u>John 1:29</u> |
| 5. Eat the lamb that night with bitter herbs and unleavened bread.<br><u>Exodus 12:8</u>  | ➔ | Christ is our Passover Lamb.<br><u>1 Corinthians 5:7b</u>                        |
| 6. What sign did the Lord see that caused Him to pass over a household so the plague would not harm anyone in the house? <b>The blood</b> |   |  |

**🔑 Read Exodus 6:1-8 and underline the seven "I will" statements in verses 6-8.** After Moses had been a shepherd for forty years, God called him to lead the children of Israel out of the bondage of slavery in Egypt. Moses stood before Pharaoh and stated God's demand: "Let my people go" (Ex. 5:1). Instead of obeying, Pharaoh made the Israelites' tasks harder. Therefore, Moses cried out to the Lord, and God answered with seven "I will" statements. These statements can be summed up in three promises.

7. Fill in the missing letters to discover what promises the Lord made when He said "I will" seven times.
  - a. Exodus 6:6    Promise of red e m p t i o n
  - b. Exodus 6:6-7    Promise to a d o p t Israel
  - c. Exodus 6:8    Promise of the la n d





# NAVIGATE • UNIT 3, LESSON 4

Apply | Study Passage: Ruth 2:1-23 | Memory Passage: Ruth 2:12-13

## DISCOVERY DESTINATION • The Redeemed Bless: Romans 12:9-21

Refer to Ruth chapter 2, and read Romans 12:9-21. We are going to compare the actions of Ruth and Boaz with the exhortations found in Romans 12, which describe how believers should behave.

1. Read the cross-references in Romans and write the correct reference next to the action. Then mark who showed the behavior through their action.

Romans 12:10    Romans 12:11    Romans 12:13    Romans 12:17b

Action	Cross-Reference	Who?
Showed brotherly affection and love (Ruth 2:8)	Romans 12:10	<input type="radio"/> Ruth <input checked="" type="radio"/> Boaz
Had instructed the men to do what is honorable and right (Ruth 2:9)	Romans 12:17b	<input type="radio"/> Ruth <input checked="" type="radio"/> Boaz
Practiced hospitality (Ruth 2:14)	Romans 12:13	<input type="radio"/> Ruth <input checked="" type="radio"/> Boaz
Worked diligently (Ruth 2:17)	Romans 12:11	<input checked="" type="radio"/> Ruth <input type="radio"/> Boaz

2. Which of the actions in the chart above are you practicing in your service and devotion to the Lord? **AWV**
3. Which of these actions do you need to put into practice? **AWV**


Romans 12:21, the last verse in the chapter, gives an admonition that applies to every situation we face. The verse speaks of two opposites.

4. Unscramble the letters to see how we are supposed to live with regard to these two things.

Do not be overcome by evil, but overcome **live e v i l** with **dogo g o o d**

We commend you for your diligence in studying and memorizing the Word of God, which is transforming your mind.

And whatsoever ye do, do it heartily, as to the Lord, and not unto men. -Colossians 3:23 (KJV)





# EXPLORE • UNIT 3, LESSON 4

Apply | Study Passage: Ruth 2:1-23 | Memory Passage: Exodus 12:11-14

## THE SONG OF THE REDEEMED • A Psalm of Thanksgiving: Psalm 100

Read Psalm 100 (printed below), a psalm of thanksgiving and praise.

1. Underline the imperatives in the passage.



Make a joyful noise to the LORD, all the earth!  
Serve the LORD with gladness!  
Come into his presence with singing!  
Know that the LORD, he is God!  
 It is he who made us, and we are his;  
 we are his people, and the sheep of his pasture.  
Enter his gates with thanksgiving,  
 and his courts with praise!  
Give thanks to him; bless his name!  
 For the LORD is good;  
 his steadfast love endures forever,  
 and his faithfulness to all generations.

-Psalm 100 (ESV)



2. According to this psalm, why are we to obey these commands? **AWV. The Lord is good; his steadfast love endures forever, and his faithfulness lasts to all generations.**

Consider the diligence of both the Proverbs 31 woman and Ruth in their work. **Fill in your name, and write some chores or tasks that show your diligence.**

### *Proverbs 31 & Ruth* Diligent in Her Labor

She watches over the ways of her household, and does not eat the bread of idleness. -Proverbs 31:27 (NKJV)

So she gleaned in the field until evening, and beat out what she had gleaned, and it was about an ephah of barley. -Ruth 2:17 (NKJV)

Your Name

- 
- 1.
  - 2.
  - 3.



# NAVIGATE • UNIT 3, LESSON 5


Review | Study Passage: Ruth 2:1-23 | Memory Passage: Ruth 2:12-13

Solve the answers to the clues, and write the answers in the blanks. Then find and circle the answers in the word search puzzle.

Words can go in any direction (vertically, horizontally, diagonally, forward, or backward). Words may cross each other and can share letters.

## CLUES

- The first crop to be harvested Barley
- The process where the grain is separated from the straw Threshing
- The meaning of Boaz's name In strength (2 words)
- The people who cut the grain at harvest Reapers
- The provision God made for the poor to be able to get food. Gleaning
- Jesus said, "I am the bread of life." (3 words)
- Boaz served Ruth roasted grain.
- Ruth demonstrated diligence in her work.
- What we are to overcome evil with Good
- God wants us to give to the needs of others and practice this. Hospitality



### KNOW GOD'S WORD AND MAKE HIM KNOWN

Recite your memory passage, Ruth 2:12-13. God desires for us to use what He has given us to serve and bless others. He enables us to overcome evil with good.

Reflect on these questions and consider ways you might change:

Are you serving others?

Are you living like a child of God?

Are you an example for others to follow?



# EXPLORE • UNIT 3, LESSON 5

Review | Study Passage: Ruth 2:1-23 | Memory Passage: Exodus 12:11-14

Review the study passage, memory passages, lessons, word studies, and definitions, and then answer these questions.

### Yes or No

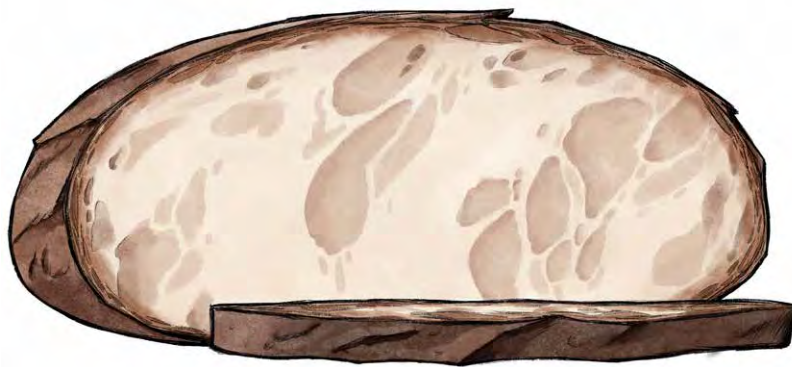
- Yes 1. Was Boaz a relative of Naomi?
- No 2. Did Naomi instruct Ruth to glean in Boaz's field?
- Yes 3. Was Ruth able to glean a large amount from Boaz's field to take home?
- Yes 4. Did Ruth eat a meal with Boaz's workers?

### Matching

- |   |                      |
|---|----------------------|
| <u>b</u> 5. Jesus is the Bread of Life.                                   | a. Leviticus 19:9-10 |
| <u>a</u> 6. God provided in the Law for the poor to glean for their food. | b. John 6:35         |
| <u>d</u> 7. The blood of Christ purchased our redemption.                 | c. Romans 12:21      |
| <u>c</u> 8. Overcome evil with good.                                      | d. 1 Peter 1:18-19   |

### Word Scramble

- 9. Refuge: to "flee for **ntpooretci** protection "
- 10. English meaning for Hebrew word *bāraḵ*: **eslsb** bles
- 11. Hebrew name of God in Psalm 23:1: **vheJaho-aRha** Jehovah-Raah
- 12. Jewish feast celebrated on the fourteenth day of the first month: **rsavPose** Passover



### KNOW GOD'S WORD AND MAKE HIM KNOWN

Recite your memory passage, Exodus 12:11-14. God redeemed His people with an outstretched arm. Our Redeemer is also our Jehovah-Raah who leads and cares for us. How can you share Christ in your love for others?



### UNIT 3 • The Harvest Cycle

When Ruth lived, the people relied on agriculture for their livelihood and survival. The six stages of the growing season are described below.

Write the number of the stage next to the correct image.

1. **Planting**

The sowers prepared the soil and planted the seed.

2. **Cutting**

The reapers cut the grain with a sickle.

3. **Gathering**

The laborers gathered and bound the grain into sheaves.

4. **Threshing**

The oxen tread the grain on the threshing floor.

5. **Winnowing**

The workers separated the grain from the outer portion, or chaff.

6. **Storing**

The women stored the grain in jars or pots.



Luke 3:17



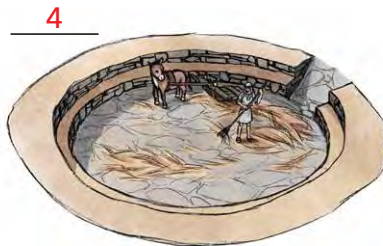
Luke 8:11



Genesis 37:7



Exodus 16:33



Deuteronomy 25:4



Deuteronomy 16:9

References to these six stages are found throughout the Bible. Read each reference below, decide which stage of the growing season it refers to, and write the correct reference on the blank under each image.

Genesis 37:7

Exodus 16:33

Deuteronomy 16:9

Deuteronomy 25:4

Luke 3:17

Luke 8:11

## UNIT 4

# The Redeemer Loves

### DISCOVERY DESTINATION

The Redeemed Love

### KEY VERSES

*"And now, my daughter, don't be afraid. I will do for you all you ask. All the people of my town know that you are a woman of noble character. Although it is true that I am a guardian-redeemer of our family, there is another who is more closely related than I." -Ruth 3:11-12 (NIV)*



# LAUNCH • UNIT 4

## OVERVIEW

How great is the Father's love for us in giving us His one and only Son to redeem us from the bondage of sin and death. We love because He first loved us.

- **PRAYER & BLESSING**

Ruth 3:10

- **BACKGROUND STUDY**

Culture: The Betrothal

- **I AM**

The Door of the Sheep and the Good Shepherd: John 10:1-30

- **CHRIST THE KINSMAN-REDEEMER**

Christ Became Man: Hebrews 2:9-18

- **DISCOVERY DESTINATION**

The Redeemed Love: 1 John 4:7-21

- **THE SONG OF THE REDEEMED**

The Lord Is My Shepherd: Psalm 23

## STUDY PASSAGE

Ruth 3:1-18



## NAVIGATE MEMORY PASSAGE

Ruth 3:9-11



## EXPLORE MEMORY PASSAGE

Hebrews 2:14-15

## KEY VERSES

Ruth 3:11-12



Key Verses



Keywords



Word Studies



Definitions



Themes



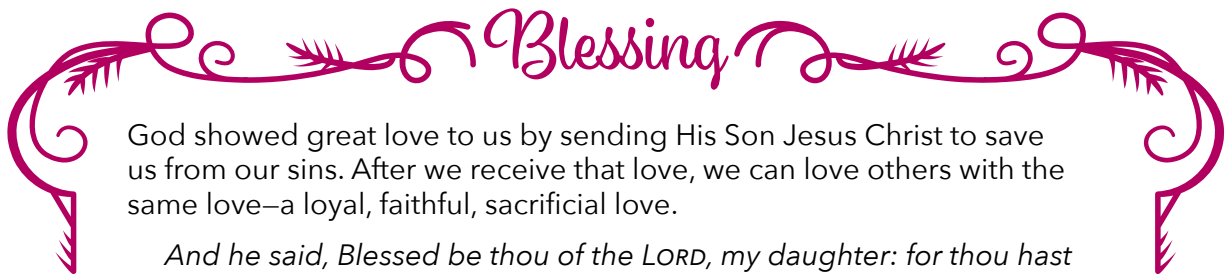
Geography



# PRAYER & BLESSING • UNIT 4

Pray before you read the Scriptures and begin your lesson each day. Ask the Lord to give you understanding as the Holy Spirit teaches you His wonderful truths.

<b>Adoration</b>
•
•
<b>Confession</b>
•
•
<b>Thanksgiving</b>
•
•
<b>Supplication</b>
•
•



God showed great love to us by sending His Son Jesus Christ to save us from our sins. After we receive that love, we can love others with the same love—a loyal, faithful, sacrificial love.

*And he said, Blessed be thou of the LORD, my daughter: for thou hast shewed more kindness in the latter end than at the beginning, inasmuch as thou followedst not young men, whether poor or rich. -Ruth 3:10 (KJV)*



# NAVIGATE • UNIT 4, LESSON 1

Read & Observe | Study Passage: Ruth 3:1-18 | Memory Passage: Ruth 3:9-11

Chapter 3 of Ruth gives the account of a faithful, loyal love shown by God’s children to one another. Our Redeemer loves His people with that same kind of love. In this chapter, we see how God rescues and provides for the widow Ruth.

**Underline your key verses for this unit (Ruth 3:11-12).**

**Read the study passage and mark the keywords *security/rest/home* and *daughter*.**

**security/rest/home (Ruth 3:1)**    Strong’s #: **H4494**    Hebrew word: **mānôah**

Strong’s Definition: **quiet, i.e. (concretely) a settled spot, or (figuratively) a home**

1. What endearing term do both Naomi and Boaz use when speaking to Ruth?  
 My beloved     My daughter     My friend     My dear
2. What did Naomi seek for Ruth?  
 Security/rest/home     Food     Friendship     A job
3. What did Naomi say Boaz would be doing that night at the threshing floor?  
 Winnowing grain     Reaping grain     Blessing the workers     Eating

**Reread Ruth 3:7-18 and number the following statements in the correct order.**

- 4   Boaz blessed Ruth and told her he would do all she had asked of him.
- 5   There was a nearer kinsman than Boaz who might prevent Boaz from acting as kinsman-redeemer.
- 1   Ruth came to Boaz while he was sleeping, uncovered his feet, and lay down.
- 7   Naomi told Ruth that Boaz would settle the matter that day, and she should wait.
- 2   At midnight, Boaz was startled, and found a woman at his feet.
- 6   Ruth rose before daylight, and Boaz gave her six measures of barley for Naomi.
- 3   Ruth asked Boaz to spread his garment/wings/skirt/wing over her because he was a near kinsman.

“I am Ruth, your **maidservant**. Take your maidservant under your wing, for you are a **close relative**.” -Ruth 3:9 (NKJV)

When Ruth asked Boaz to spread his garment over her, she made a proposal of marriage, which took courage. Ruth asked Boaz to marry her under the provisions of the levirate law (Deut. 25:5-6). When Ruth left the foreign, heathen country of Moab and clung to Naomi, she embraced Naomi’s God and Naomi’s people. Doing that gave Ruth the same privileges, rights, and responsibilities as the people of God.

Although Ruth was a foreigner in Israel, the people of Israel accepted her. Their acceptance is a picture of God’s grace, which supersedes any obstacle that would separate us from Him and allows Him to accept us into His family.



# EXPLORE • UNIT 4, LESSON 1


Read & Observe | Study Passage: Ruth 3:1-18 | Memory Passage: Hebrews 2:14-15

Ruth 3:1-2 opens with Naomi asking two negative, rhetorical questions (questions meant to make a statement rather than to be answered), which actually make the situation positive.

**Carefully read Naomi's two negative interrogatives below.**

"My daughter, should I not seek rest for you, that it may be well with you?" Is not Boaz our relative, with whose young women you were?" (Ruth 3:1-2 ESV)

1. Use the Braille cipher to fill in the blanks. See how the two negative questions produce a positive outcome to understand what Naomi was actually saying.

a. My daughter, I will seek a  → h o m e for you, so that it will be well with you.

b. Boaz, with whose young women you worked, is our  → r e l a t i v e.

Naomi immediately put her intentions of securing a home for Ruth into action by giving Ruth specific instructions.

2. On the line beside each of Naomi's statements, write "Y" for "yes" or "N" for "no" to indicate whether Ruth followed that instruction.



Go to the threshing floor where Boaz is. Don't let him know who you are right away. Y

Notice where Boaz lies down. Uncover his feet and lie down. Y

Wash, and put on perfume and your best clothes. Y

Boaz will tell you what to do. N

3. Instead of waiting for Boaz to tell her what to do, what initiative did Ruth take?
  - Asked for grain
  - Proposed marriage
  - Asked to eat and drink with Boaz

Because Boaz was a guardian-redeemer, Ruth asked Boaz to not only fulfill the levirate law regarding remarriage for a widow, but also to act as a redeemer (*ga'al*) to purchase any land belonging to Elimelech's family.

In Ruth 3:10 (NIV), Boaz told Ruth that seeking a redeemer for herself and Naomi's future was loyal love—*hesed*.

4. Fill in the blank to find out what Boaz said.
 

"This kindness is greater than that which you showed earlier."

5. Fill in the blank to find out what Boaz said about the kindness Ruth had done before (Ruth 2:11 NIV)?

"I've been told all about what you have done for your mother-in-law."

Naomi sought security and marriage for Ruth, but Ruth sought a redeemer for Naomi and her family's land. Ruth showed a greater kindness than Naomi's, for the child born to Ruth and Boaz would not only inherit Elimelech's land but would also carry on the family lineage.



# NAVIGATE • UNIT 4, LESSON 2

Read & Observe | Study Passage: Ruth 3:1-18 | Memory Passage: Ruth 3:9-11

## BACKGROUND STUDY • Culture: The Betrothal

For Hebrews, being married was the norm. Almost always, the parents of a young Hebrew man selected a Hebrew wife for him while both of them were still in their teens.

When a young man had sufficient means to provide a dowry, betrothal negotiations began. The fathers of both the groom and bride, along with a friend of each who was designated as a deputy, met at the bride's home to discuss the betrothal agreement. This verbal covenant primarily defined the dowry and also included consent for the young woman's hand in marriage.

The dowry compensated the bride's family for the value of the work they would lose when the girl left home to be married. It could be money or an agreed-upon service, like when Jacob served Laban for seven years for Rachel (Gen. 29:20-21).

When the parties had agreed upon the betrothal terms, the official year-long betrothal period began. During this time, all communication between the couple was done through the groom's deputy. When the betrothal period was over, the groom and his friends went to get the bride. The groomsmen carried her in a litter that was part of a joyous procession to the home the groom had prepared, where a festive marriage supper awaited.



Fill in the blanks in the following definitions.

= **dowry** According to *Easton's Bible Dictionary*

Definition: a nuptial present; some gift, as a sum of money, which the bridegroom offers to the father of his bride as a satisfaction before he can receive her.

= **betroth** According to *Easton's Bible Dictionary*

Definition: to promise "by one's truth." Men and women were betrothed when they were engaged to be married. This usually took place a year or more before marriage. From the time of betrothal the woman was regarded as the lawful wife of the man to whom she was betrothed.

= **litter** According to *Merriam-Webster's Dictionary*

Definition: 1a. a covered and curtained couch provided with shafts and used for carrying a single passenger

Turn to page 56 and complete the activity to learn about the marriage procession to the couple's new home.

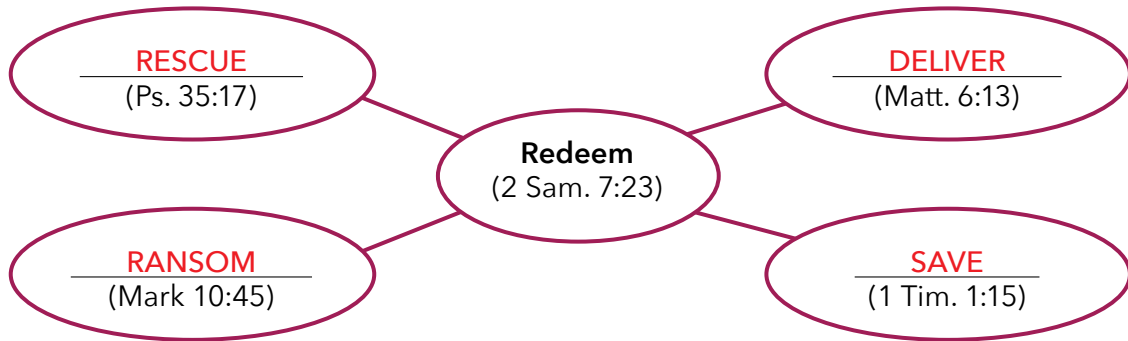


# EXPLORE • UNIT 4, LESSON 2

Read & Observe | Study Passage: Ruth 3:1-18 | Memory Passage: Hebrews 2:14-15

In Unit 1, you looked up the definition of “redeem” according to *Merriam-Webster’s Dictionary*. Read the study passage and take note of how the law of redemption was enacted in these verses. Throughout Scripture, “redeem” and its synonyms apply to various situations.

Read the cross-references in the web below. Then write the correct synonym for redeem that is in each cross-reference.



Read Leviticus 25:23 and Leviticus 25:55, and answer the following questions.

1. To whom do both the land of Israel and the sons of Israel belong? **God**
2. Is the land to be sold permanently? **No**

Both the people and the land of Israel belonged to the Lord, and He intended for his people to *always* inhabit the land that He promised to Abraham. But when a man faced poverty, sometimes he had to sell his land. In such cases, God’s laws made provision for a man to recover his land.

Read each cross-reference and fill in the bubble of the correct answer.

3. Leviticus 25:24-25 shows that a poor man’s \_\_\_\_\_ could be redeemed by a close relative.  
 Family     Animals     Farming equipment     Land
4. Leviticus 25:47-49 shows that a poor man could be redeemed by a close relative if he \_\_\_\_\_.  
 Sold himself     Was injured     Went to prison     None of these
5. Leviticus 25:10-13 explains that if redemption had not already taken place, land reverted back to the original family in the year of \_\_\_\_\_.  
 Atonement     First child’s birth     Jubilee     Husband’s death

Every fiftieth year was a year of Jubilee in which all debt was cancelled. This was a holy year of liberty throughout all the land of Israel, when God redeemed the people from servitude and returned the land to its rightful owners.

- 🔗 The theme is revealed in the study passage through keywords, key verses, and memory passages. **Write the theme for Unit 4. AWW**



# NAVIGATE • UNIT 4, LESSON 3

Interpret | Study Passage: Ruth 3:1-18 | Memory Passage: Ruth 3:9-11

Read the study passage before you learn about the next I AM statements.

## I AM • The Door of the Sheep and the Good Shepherd: John 10:1-30

🔑 Read John 10:1-30 and mark **good shepherd**.

= **shepherd** According to *Easton's Bible Dictionary*

Definition: a word naturally of frequent occurrence in Scripture. Sometimes the word **"pastor"** is used instead. This word is used **figuratively** to represent the relation of rulers to their subjects and of **God** to his **people**.

In Bible times, as evening approached, shepherds gathered their sheep into enclosures usually made of low stone walls with a single entrance or doorway. The shepherd spent the night at the entrance, guarding the sheep from robbers and predators.

1. Unscramble the words to see what John 10 tells us about the Good Shepherd and His sheep, and then match the statement to the correct reference.

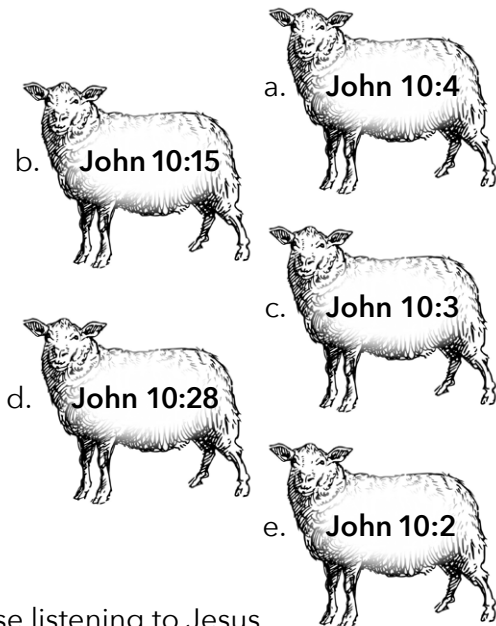
  c   He calls His sheep by **eman**            **name**           .

  a   He **slide**            **leads**            the sheep and they follow his voice.

  e   He enters by the **rodo**            **door**            of the sheepfold.

  b   He lays down His **file**            **life**            for the sheep.

  d   He gives **teelran**            **eternal**            life to the sheep.



Read each statement and mark it true or false.



2.   T   Those listening to Jesus and seeing His works were not able to believe because they were not His sheep.

3.   F   Jesus chose who would be His sheep.

4.   T   Jesus spoke of His deity when He said that He and His Father were one.

Because the Jews understood that Jesus claimed deity, they hated Him and picked up stones to stone Him.



# EXPLORE • UNIT 4, LESSON 3

Interpret | Study Passage: Ruth 3:1-18 | Memory Passage: Hebrews 2:14-15

## CHRIST THE KINSMAN-REDEEMER • Christ Became Man: Hebrews 2:9-18

Read Hebrews 2:9-18 and look up the following definition that describes what occurred when God the Son took on human flesh and became man. Christ had to become incarnate to accomplish our redemption.

**incarnation** According to *Easton's Bible Dictionary*

Definition: that act of grace whereby Christ took our human nature into union with his Divine Person, became man. Christ is both God and man. Human attributes and actions are predicated of him, and he of whom they are predicated is God. A Divine Person was united to a human nature.


Use the Redeemed cipher to create a heading for each column in the table. Then read the following cross-references that refer to Christ's nature and write them in the correct column in the table below.

Matthew 4:2    Mark 6:3    John 1:1    John 1:14    John 19:34  
Philippians 2:6-7    Colossians 1:19    Hebrews 1:2-3    Luke 1:31-35

<u>D</u> <u>E</u> <u>I</u> <u>T</u> <u>Y</u> 	<u>H</u> <u>U</u> <u>M</u> <u>A</u> <u>N</u> <u>I</u> <u>T</u> <u>Y</u> 	<u>B</u> <u>O</u> <u>T</u> <u>H</u> 
John 1:1	Matthew 4:2	Luke 1:31-35
Colossians 1:19	Mark 6:3	John 1:14
Hebrews 1:2-3	John 19:34	Philippians 2:6-7

Hebrews 2:17 brings the passage to a close and answers why Christ had to become man. Unscramble the letters in the verse.

Therefore, in all things He had to be made like His **rebrstho** brothers so that He might become a **culfiern** merciful and **aftihluf** faithful high priest in things pertaining to God, to make **roppioiatnt** propitiation for the **isns** sins of the people. (NASB)







# NAVIGATE • UNIT 4, LESSON 4

Apply | Study Passage: Ruth 3:1-18 | Memory Passage: Ruth 3:9-11

Read the study passage and be assured that the Father loves you; therefore, you can love others.

## DISCOVERY DESTINATION • The Redeemed Love: 1 John 4:7-21

🔑 Read 1 John 4:7-21 and mark the keywords **love** and **propitiation/atoning sacrifice**.

🔍 **propitiation/atoning sacrifice (1 John 4:10)** Strong's #: **G2434** Greek word: **hilasmos**

Strong's Definition: **atonement, i.e. (concretely) an expiator**

= **atonement** According to *Merriam-Webster's Dictionary*

Definition 2: **the reconciliation** of God and **humankind** through the sacrificial **death** of Jesus Christ



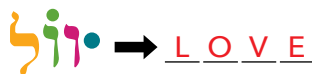
A major theme of our Discovery Destination passage is love—its source, how God demonstrated it, and how His children are to demonstrate it. The apostle John uses the word “love” in its noun and verb forms more than twenty times in the short epistle of 1 John.

Match the statements regarding love with the cross-reference.

### God Loves and the Redeemed Love

- |  |                   |
|--|-------------------|
| <u>  e  </u> God's love is perfected/completed in those who love and testify that Jesus is the Savior of the world.                      | <b>Reference</b>  |
| <u>  a  </u> Love is of God and everyone who loves is born of God and knows God.   | a. 1 John 4:7     |
| <u>  f  </u> Perfect love casts out fear.  | b. 1 John 4:8     |
| <u>  c  </u> God's love is revealed by sending His Son that we might live through Him.   | c. 1 John 4:9     |
| <u>  d  </u> Love is not that we loved God, but that He loved us and sent His Son to be the propitiation/atoning sacrifice for our sins. | d. 1 John 4:10    |
| <u>  h  </u> The one who hates his brother and says he loves God is a liar.  | e. 1 John 4:12-14 |
| <u>  b  </u> The one who does not love does not know God because God is love.  | f. 1 John 4:18    |
| <u>  g  </u> We love because He first loved us.  | g. 1 John 4:19    |
|  | h. 1 John 4:20    |

Use the Hebraic cipher to find out what the redeemed do, according to 1 John 4:19.





# EXPLORE • UNIT 4, LESSON 4

Apply | Study Passage: Ruth 3:1-18 | Memory Passage: Hebrews 2:14-15

## THE SONG OF THE REDEEMED • The Lord Is My Shepherd: Psalm 23

Psalm 23, one of the best-known and beloved of all the psalms, depicts a loving, caring Shepherd (Jehovah-Raah) who cares for His sheep. You will find several names of our God hidden in this cherished psalm. Each one reveals a part of His character.

In Unit 1, you learned these Hebrew compound names of God: Jehovah-Jireh and Jehovah-Shalom. These names of God are also used in this psalm: Jehovah-Nissi (My Banner of War: Ex. 17:15-16) and Jehovah-Raah (My Shepherd: Ps. 23:1)



Read the psalm below and then fill in the blanks for the Hebrew name of God.

(Hint: the underlined words in the table are clues.)

Psalm 23 (NKJV)	Hebrew Name of God
The LORD is my <u>shepherd</u> ;	Jehovah- <u> Raah </u>
I shall <u>not want</u> .	Jehovah- <u> Jireh </u>
He makes me to lie down in green pastures; He leads me beside the <u>still waters</u> .	Jehovah- <u> Shalom </u>
He restores my soul; He leads me in the paths of righteousness for His name's sake. Yea, though I walk through the valley of the shadow of death, I will fear no evil; for You are with me; Your rod and Your staff, they comfort me. You prepare a table before me in the <u>presence of my enemies</u> ; You anoint my head with oil; my cup runs over. Surely goodness and mercy shall follow me all the days of my life; and I will dwell in the house of the LORD forever.	Jehovah- <u> Nissi </u>

Which character trait of God brings you special comfort? **AWV**

How blessed and cared for we are by our Lord and Shepherd!

Exhibiting excellent moral behavior and virtue is another common trait of the Proverbs 31 woman and Ruth.

## Proverbs 31 & Ruth Declared a Virtuous Woman

Who can find a virtuous woman? for her price is far above rubies.

-Proverbs 31:10 (KJV)

...for all the city of my people doth know that thou art a virtuous woman.

-Ruth 3:11b (KJV)

Circle each word below that speaks of a virtue that you need to develop more fully in your life. **AWV**

Cheerfulness      Faithfulness

Honesty      Justice

Modesty      Politeness

Trustworthiness



# NAVIGATE • UNIT 4, LESSON 5

Review | Study Passage: Ruth 3:1-18 | Memory Passage: Ruth 3:9-11

Complete the crossword puzzle to review this unit.

## ACROSS

- Ruth asked Boaz to spread his skirt over her because he was a near \_\_\_\_\_.
- A form of payment from a groom to the family of his future bride.
- Jesus is the Good \_\_\_\_\_.
- A verbal covenant arranged between the parents of a couple.
- The Good Shepherd lays down His \_\_\_\_\_ for His sheep.
- God is \_\_\_\_\_.

## DOWN

- Naomi was seeking \_\_\_\_\_, (a home) for Ruth.
- Boaz sent Ruth home to Naomi with \_\_\_\_\_.
- Boaz was \_\_\_\_\_ barley at the threshing floor.
- Greek word for the English word "propitiation."

The crossword puzzle grid is filled with the following words:

- 1. KINSMAN** (Across)
- 2. BETROTHAL** (Across)
- 3. BOWRY** (Across)
- 4. WIDOW** (Down)
- 5. DOWRY** (Across)
- 6. SHEPHERD** (Across)
- 7. LOVE** (Across)
- 8. YEW** (Across)
- 9. LIFE** (Across)
- 10. S** (Down)

### KNOW GOD'S WORD AND MAKE HIM KNOWN

Recite your memory passage, Ruth 3:9-11. God demonstrates His love for us in giving us His Son to be the propitiation for our sins. Because of the love He showed us, we can love others with the same love God has given to us.

How often do you thank God for His great love for you?

- Never    Sometimes    Often

Do you demonstrate the love of Christ to others?

- Never    Sometimes    Often



# EXPLORE • UNIT 4, LESSON 5

Review | Study Passage: Ruth 3:1-18 | Memory Passage: Hebrews 2:14-15

Review the study passage, memory passages, lessons, word studies, and definitions, and then answer these questions.

## True or False

- F   1. Naomi instructed Ruth to propose marriage to Boaz.  
  T   2. Naomi told Ruth that Boaz would be winnowing barley “tonight.”  
  F   3. Boaz was happy to see Ruth when he awakened at midnight.  
  T   4. All land reverted back to the original family in the year of Jubilee.

## Multiple Choice

5. Christ had to be made like His brethren in order to make propitiation/reconciliation/atonement for the sins of the people.  
 1 John 4:10     Hebrews 2:17     2 Corinthians 5:18     Romans 5:11
6. A brother was to marry his deceased brother’s widow.  
 Deuteronomy 21:13     Hebrews 2:17     Deuteronomy 25:5     Matthew 22:25
7. The Lord is my shepherd.  
 Psalm 23:1     Micah 7:14     Ezekiel 34:31     Hebrews 13:20
8. A man who had to sell his land could have a close relative redeem it.  
 Leviticus 25:24-25     Hebrews 2:17     Deuteronomy 25:5     Matthew 22:25

## Fill in the Blank

9.   Incarnation   means “that act of grace whereby Christ took our human nature into union with His Divine Person.”
10. Ruth asked Boaz to spread his   garment/wings/skirt/wing   over her for he was a redeemer.
11. Boaz said that Ruth was a   woman   of excellence.
12. Boaz said he would   redeem   Ruth if the nearer kinsman refused.


### KNOW GOD’S WORD AND MAKE HIM KNOWN

Recite your memory passage, Hebrews 2:14-15. Christ loved us enough to take on humanity in order to rescue us from eternal judgment. Show your love to others by sharing the gospel of Jesus Christ with those who need salvation.

## UNIT 4 • Behold, the Bridegroom Is Coming!

At the end of the betrothal year, the groom, dressed as kingly as possible, went to get the bride at her home. The people of the city followed, carrying their torches as the groom led the joyous procession to take his bride to their new home.

Use the information from page 48 and the illustration below to unscramble the words that describe the wedding procession and celebration.



1. Who carried the bride? **smmgeroon** groomsmen
2. What was the celebration at the couple's house?  
**emriarga prespu** marriage supper
3. What did the city people carry? **schoert** torches
4. Who led the procession? **omrog** groom
5. What kingly item did the groom wear? **wrocn** crown
6. What did the bride ride in? **trielt** litter
7. When was the procession? **hight** night

# UNIT 5

# The Redeemer Saves

## DISCOVERY DESTINATION

The Redeemed Trust God

## KEY VERSES

*And Boaz said unto the elders, and unto all the people, Ye are witnesses this day, that I have bought all that was Elimelech's, and all that was Chilion's and Mahlon's, of the hand of Naomi. Moreover Ruth the Moabitess, the wife of Mahlon, have I purchased to be my wife, to raise up the name of the dead upon his inheritance, that the name of the dead be not cut off from among his brethren, and from the gate of his place: ye are witnesses this day. And all the people that were in the gate, and the elders, said, We are witnesses. The LORD make the woman that is come into thine house like Rachel and like Leah, which two did build the house of Israel: and do thou worthily in Ephratah, and be famous in Bethlehem. -Ruth 4:9-11 (KJV)*

# LAUNCH • UNIT 5

## OVERVIEW

Boaz redeemed Elimelech's land and saved his family line by agreeing, in the presence of the elders and people of Bethlehem, to marry Ruth.

- **PRAYER & BLESSING**

Ruth 2:20

- **BACKGROUND STUDY**

Architecture and Culture: The City Gate

- **I AM**

The Resurrection and the Life: John 11:1-46

- **CHRIST THE KINSMAN-REDEEMER**

Christ Is the Perfect Sacrifice: 1 Peter 1:13-21

- **DISCOVERY DESTINATION**

The Redeemed Trust God: Psalm 91:1-16

- **THE SONG OF THE REDEEMED**

Bless the Lord, O My Soul: Psalm 103

## STUDY PASSAGE

Ruth 4:1-12



## NAVIGATE MEMORY PASSAGE

Ruth 4:9-12



## EXPLORE MEMORY PASSAGE

1 Peter 1:18-21

## KEY VERSES

Ruth 4:9-11



Key Verses



Keywords



Word Studies



Definitions



Themes



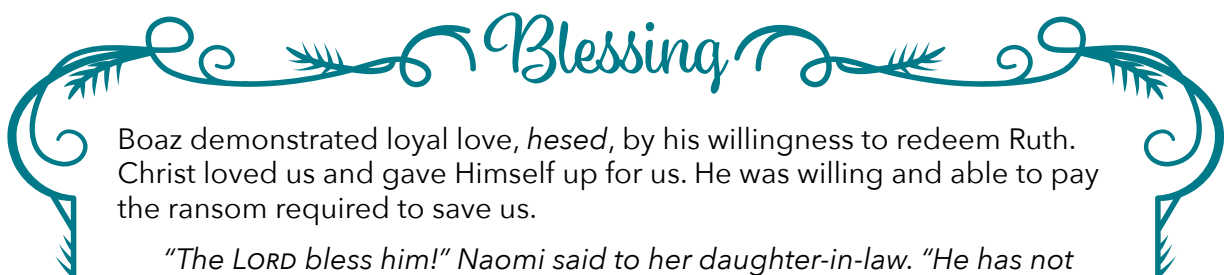
Geography



# PRAYER & BLESSING • UNIT 5

The redeemed seek refuge in the Lord, their deliverer. Knowing God's character and attributes helps us trust Him in every situation. Take time to remember how He has saved you, and give Him praise and thanks.

<b>Adoration</b>
•
•
<b>Confession</b>
•
•
<b>Thanksgiving</b>
•
•
<b>Supplication</b>
•
•



Boaz demonstrated loyal love, *hesed*, by his willingness to redeem Ruth. Christ loved us and gave Himself up for us. He was willing and able to pay the ransom required to save us.

*"The LORD bless him!" Naomi said to her daughter-in-law. "He has not stopped showing his kindness to the living and the dead." She added, "That man is our close relative; he is one of our guardian-redeemers."*

-Ruth 2:20 (NIV)





# NAVIGATE • UNIT 5, LESSON 1

Read & Observe | Study Passage: Ruth 4:1-12 | Memory Passage: Ruth 4:9-12

Read Ruth 4 and mark the keywords **inheritance/property/estate** and **witnesses**.

Underline your key verses for this unit (Ruth 4:9-11).

Ruth 3 closed with Naomi instructing Ruth to wait, telling her that Boaz would settle the matter that day. After swearing an oath to keep his promise to marry Ruth and act as her redeemer, Boaz went up to the gates of the city. There he waited to speak with the nearest relative, who had the first right of redemption.

**Number the following statements in the correct order.**

- 6   Boaz told the nearest relative that on the day he redeemed the land, he must also marry Ruth, the Moabitess.
- 3   Naomi was selling a parcel of land that belonged to Elimelech.
- 10   The townspeople asked the Lord to bless the house of Boaz and Ruth like Rachel's, Leah's, and Perez's.
- 5   The nearest relative agreed to redeem the land.
- 1   The kinsman passed by as Boaz sat in the gate.
- 7   The nearest relative did not want to both purchase the land and marry Ruth because it would jeopardize his inheritance/estate.
- 2   Boaz told ten men of the elders of the city to sit down with them.
- 9   They finalized the redemption transaction of Ruth and the land by the nearest kinsman giving Boaz his sandal.
- 4   Boaz asked Naomi's unnamed relative, who had the first right to purchase the land, if he wanted to buy it.
- 8   The nearest relative told Boaz to redeem it for himself.

Although the nearest relative was willing to purchase the land that belonged to Naomi, he was not willing to marry Ruth because that would jeopardize his own estate. If he married Ruth, the child born to her would inherit the land he had just redeemed. This might reduce the inheritance portion that would pass to the unnamed relative's existing children. When the nearest relative gave up the first right of redemption, Boaz redeemed all the land belonging to Elimelech and his sons and also acquired Ruth to be his wife. The elders and the people witnessed and blessed this transaction.

**inheritance/property/estate (Ruth 4:5, 6)** Strong's #: **H5159** Hebrew word: **naḥălâ**

Strong's Definition: properly, something **inherited**, i.e. (abstractly) occupancy, or (concretely) an heirloom; generally an **estate**, patrimony or portion

**witnesses (Ruth 4:9)** Strong's #: **H5707** Hebrew word: **ʿēd**

Strong's Definition: concretely, a **witness**; abstractly, **testimony**; specifically, a recorder, i.e. prince



# EXPLORE • UNIT 5, LESSON 1

Read & Observe | Study Passage: Ruth 4:1-12 | Memory Passage: 1 Peter 1:18-21

Boaz did not have the first right of redemption to Elimelech's land. However, as a man of integrity, Boaz followed the law to redeem the land and marry Ruth.

Scholars disagree as to the relationship between the unnamed nearest relative, Boaz, and Elimelech. In verse 3, the reference to "brother" of the deceased could mean that he is simply a blood relative.



1. Match each clue to the proper person. Each person is used twice.

**Clue**

- b   Witnessed giving of a sandal
- c   Was willing to redeem only the land
- a   Knew all about Naomi and Ruth
- b   Was one of a group of ten
- a   Was willing to redeem the land and marry Ruth
- c   Was concerned about his inheritance

**Person**

- a. Boaz
- b. An elder
- c. Nearest kinsman

God gave the promised land to Israel as an inheritance and instructed the nation to keep their portion within their family line. An important part of the redeemer's responsibility was to redeem any land that had been sold due to poverty.

2. Read the cross-references, and then fill in the blanks.

- a. **Numbers 18:20**   Aaron   and his sons were not given an inheritance of the land, because the Lord was their portion and inheritance.
- b. **Numbers 27:8** The land could pass to   daughters   if there were no sons to inherit the land.
- c. **Numbers 27:9-11** If there were no sons, daughters, or brothers of the deceased, then the land passed to the nearest   relative/kinsman  .
- d. **Numbers 35:2** The tribe of   Levi   was given cities and the surrounding pasture throughout the land of Israel.
- e. **Numbers 36:7** The land was given as an inheritance, and it was to stay in the possession of the original   tribe  .
- f. **Joshua 21:43** God gave   Israel   the land He had sworn to give them, and they possessed it and lived in it.



# NAVIGATE • UNIT 5, LESSON 2

Read & Observe | Study Passage: Ruth 4:1-12 | Memory Passage: Ruth 4:9-12

## BACKGROUND STUDY • Architecture and Culture: The City Gate

We think of a gate as an opening in a wall secured by a structure like a door or other device that controls who passes through. However, in biblical days, the city gate was more than that. It was not only an architectural structure that secured the city, but it was also a cultural center for congregating to discuss city business.

### Protection

One or two towers were located at the entrance of the city gate where watchmen could easily see an approaching enemy, which allowed the watchmen time to warn the people. The city gate had a passageway with a gate at each end for extra security. The passageway was wide enough to accommodate people, animals, carts, and chariots. The meeting rooms, located on either side of the walkway, had benches on three sides for seating.

Gates were constructed so they could be opened for passage or closed for protection. Men constructed the gates in one of two ways. They either placed a huge stone slab at the opening that could pivot on a threshold and lintel, or they built massive, hinged doors covered in metal. Both ways deterred enemies from breaching or burning the city.

### City Affairs

When men gathered in the meeting rooms they were said to be “in the gates.” There, they discussed daily happenings and tended to legal matters in the presence of witnesses. Beyond the second gate was an open marketplace where townspeople conducted trade.

Genesis 19:1, where we find the first mention of a city gate in the Bible, says that Lot sat in the gate of Sodom. Other Bible references indicate that elders sat in the gate and served as judges in a variety of situations (Deut. 21:19, 25:7-9; Josh. 20:1-4). Sometimes, even kings and prophets were “in the gates.”

Having elders in the gates was such a basic part of Jewish life that when Jeremiah wrote of the captivity of Judah, he lamented, “The elders have ceased gathering at the gate” (Lam. 5:14 NKJV).

**= elder** According to *Easton's Bible Dictionary*

Definition: a name frequently used in the Old Testament as denoting a person clothed with **authority**, and entitled to **respect** and **reverence**

### Unscramble the letters to complete each statement.

1. People **rdeehgta** **gathered** at the city gate (Neh. 8:1).
2. **rrDsudkan** **Drunkards** gathered at the gate (Ps. 69:12).
3. People bought and **slod** **sold** at the gate (2 Kings 7:1).
4. People conducted **gllae** **legal** matters at the gate (Gen. 23:2-4, 17-18).

Turn to page 70 to see illustrations of the structures, and complete the activity to learn more about the city gate.



# EXPLORE • UNIT 5, LESSON 2


Read & Observe | Study Passage: Ruth 4:1-12 | Memory Passage: 1 Peter 1:18-21

Read the study passage, and mark in verse 11 what the elders and the people declared.

The elders and the people at the gate of Bethlehem asked the Lord to bless Ruth as He had Rachel and Leah, who built the house of Israel.

1. Read the cross-references. and write its corresponding letter in the box next to each clue on the stone walls.

- a. Genesis 29:9      b. Genesis 29:17      c. Genesis 29:31  
 d. Genesis 29:32, 35      e. Genesis 30:22-24      f. Genesis 35:19



Rachel and Leah, along with their handmaids, were the mothers of the twelve sons of Jacob, who later became the twelve tribes of Israel (Gen 35:22b-26). The people of Bethlehem were familiar with these biblical matriarchs. The witnesses' blessing was also for Boaz.

2. Fill in the blank to see what the people were asking the Lord to do for Boaz and his house.

"... and do thou worthily in Ephrathah, and be famous in Bethlehem :  
 and let thy house be like the house of Pharez, whom Tamar bare unto  
 Judah, of the seed which the LORD shall give thee of this young woman."  
 -Ruth 4:11b-12 (KJV)

About thirteen centuries later, One was born in Bethlehem who was famous—the Lord Jesus Christ.

3. Which of these references does *not* mention that the Messiah was to be born in Bethlehem (the city of David)?  
 Matthew 2:6       Matthew 2:23       Luke 2:11       John 7:42

The theme is revealed in the study passage through keywords, key verses, and memory passages. **Write the theme for Unit 5. AWW**



# NAVIGATE • UNIT 5, LESSON 3

Interpret | Study Passage: Ruth 4:1-12 | Memory Passage: Ruth 4:9-12

Read the study passage and note that by redemption, Boaz both resurrected the family line of Elimelech and provided for Ruth and Naomi after their great losses in Moab.

## I AM • The Resurrection and the Life: John 11:1-46

Lazarus, the brother of Mary and Martha, was ill. The sisters sent for Jesus to come to the one He loved. When He received the message, Jesus said, "This illness does not lead to death. It is for the glory of God, so that the Son of God may be glorified through it" (John 11:4 ESV).

Read John 11:1-46 and underline what Jesus says in verse 25.

🔗 Mark the keywords **resurrection** and **believes/believeth**.

🔍 **believes/believeth (John 11:25)** Strong's #: **G4100** Greek word: **pisteuō**  
 Strong's Definition: to have faith (in, upon, or with respect to, a person or thing), i.e. credit; by implication, to entrust (especially one's spiritual well-being to Christ)

🔍 **Christ/Messiah (John 11:27)** Strong's #: **G5547** Greek word: **christos**  
 Strong's Definition: anointed, i.e. the Messiah, an epithet of Jesus

Using the words in the word bank, fill in the blanks to complete John 11:25-27. You will learn what Jesus asked Martha and how she answered His question.

believe   Lord   resurrection   Christ   dies   believes

Jesus said to her, "I am the resurrection and the life; the one who believes in Me will live, even if he dies, and everyone who lives and believes in Me will never die. Do you believe this?" She said to Him, "Yes, Lord; I have come to believe that You are the Christ, the Son of God, and He who comes into the world." -John 11:25-27 (NASB)



Who made the following confessions of faith?

Read the statements of others who, like Martha, made a confession of faith in Christ. Look up the references and match the person who believed with each confession.

### Confession of Faith

d "You are the Christ, the Son of the living God" (Matt. 16:16).

a "We have found the Messiah" (John 1:40-41).

b "This is the Son of God" (John 1:32-34).

c "My Lord and my God" (John 20:28).

### Person Who Believed

a. Andrew

b. John

c. Thomas

d. Simon Peter

As recorded in John's gospel, the resurrection of Lazarus was Jesus' last miracle before He went to the cross. While John did not record all of Jesus' signs, the ones he did record were "written that you may believe that Jesus is the Messiah, the Son of God, and that by believing you may have life in his name" (John 20:31 NIV).



# EXPLORE • UNIT 5, LESSON 3

Interpret | Study Passage: Ruth 4:1-12 | Memory Passage: 1 Peter 1:18-21

Boaz was both able and willing to be Ruth's kinsman-redeemer. In this way, he was a type of Christ, our Kinsman-Redeemer.

## CHRIST THE KINSMAN-REDEEMER • Christ the Perfect Sacrifice: 1 Peter 1:13-21

The Lord Jesus Christ was both able and willing to redeem us through His death on the cross. His sacrifice for sin on our behalf was acceptable to the Father. In giving up His life for us, Jesus took our punishment for sin. Those who believe in Him are forgiven and declared righteous.


### Read 1 Peter 1:13-21 and mark the keyword **redeemed/ransomed**.

The words "redeemed" and "ransomed" mean to purchase freedom from sin. In a spiritual sense, it refers to Christ's work in redeeming men from all iniquity through His death. The Bible teaches us more about redemption through Christ's sacrificial death.

### Read the following statements, and circle the words used in the reference.

1. The Son of Man came to give His life as a (sacrifice, **ransom**) for many (Matt. 20:28).
2. Your (**body**) church) is a temple of the Holy Spirit. You are not your own; you have been bought with a price, so glorify God in your body (1 Cor. 6:19-20).
3. Redemption through Christ's (**blood**) Word) gives us the forgiveness of sins (Eph. 1:7).
4. Christ gave Himself up to (cleanse, **redeem**) us from every lawless deed and to purify us to be a people of His own to do good works (Titus 2:13-14).
5. You were not redeemed/ransomed with (**perishable**, worthless) things like silver and gold but with the precious blood of Christ, as a lamb without blemish (1 Peter 1:18-19).
6. Christ secured eternal redemption for us through His (obedience, **blood**) (Heb. 9:12).
7. Christ came to take away our (**sins** unhappiness) and in Him there is no sin (1 John 3:5).

Christ humbled Himself by being born in the likeness of men and by becoming obedient to the point of death on a cross. The Father exalted Him and bestowed on Him the name above every name, that at the name of Jesus every knee should bow, and every tongue confess that Jesus Christ is Lord, to the glory of God the Father (Phil. 2:6-11).





# NAVIGATE • UNIT 5, LESSON 4

Apply | Study Passage: Ruth 4:1-12 | Memory Passage: Ruth 4:9-12

Go back and read Ruth 3:18, where Naomi's words clearly show trust. Then read today's study passage.

## DISCOVERY DESTINATION • The Redeemed Trust God: Psalm 91:1-16

Read Psalm 91, which is a psalm about abiding in the shelter and protection of the Lord.

**In verses 1 and 2, mark the names of God (Most High, Almighty, LORD, God).**

- Psalm 91 is divided into three main parts. Use the T9 cipher to discover a title for each section.
  - Psalm 91:1-4 **32484** → F a i t h in God
  - Psalm 91:5-13 **73223** → P e a c e from God
  - Psalm 91:14-16 **5683** → L o v e for God

**Most High (Psalm 91:1)** Strong's #: **H5945** Hebrew word: **'elyōn**  
 Strong's Definition: an elevation, i.e. (adj.) lofty (comparison); as title, the Supreme

**God (Psalm 91:2)** Strong's #: **H430** Hebrew word: **'ēlōhîm**  
 Strong's Definition: gods in the ordinary sense; but specifically used (in the plural thus, especially with the article) of the supreme God; occasionally applied by way of deference to magistrates; and sometimes as a superlative

- Read the cross-references and statements about God. Match the Hebrew name of God with each reference.

### References & Statements about God

- |                      |  |
|----------------------|--|
| <u>c</u> Genesis 1:1 | <b>God:</b> The One who created heavens and earth.   |
| <u>a</u> Exodus 6:3  | <b>Almighty:</b> The name of God made known to Abraham, Isaac, and Jacob.                  |
| <u>b</u> Exodus 34:6 | <b>LORD:</b> This is God's memorial name that describes Him as merciful and slow to anger. |

### Hebrew Names of God

- šaday
- Y<sup>e</sup>hōvâ
- 'ēlōhîm

Knowing God's character and names helps us trust Him as we abide in the shadow of the Almighty.

- Unscramble the word to see the similarity between Ruth's action in Ruth 2:12 and the person's action in Psalm 91.

They both sought **griefu** refuge in the Lord.

- Which one of these cross-references mentions dwelling in God's tent forever and seeking refuge under His wings?


- Psalm 17:8    Psalm 36:7    Psalm 57:1-2    Psalm 61:4



# EXPLORE • UNIT 5, LESSON 4

Apply | Study Passage: Ruth 4:1-12 | Memory Passage: 1 Peter 1:18-21

## THE SONG OF THE REDEEMED • Bless the Lord, O My Soul: Psalm 103

 Read Psalm 103, a psalm of David, and mark the keywords **redeem/redeemeth** and **mercy/steadfast love/love**.

Psalm 103 leads us to worship and praise our gracious and forgiving Lord who has redeemed us and crowned us with lovingkindness (*hesed*) and mercy. This psalm contains two statements about mankind.



1. Fill in the blanks, and then write the verse from Psalm 103 that states each truth.
  - a. Man was made from dust. v. 14
  - b. Man's days are like grass that is gone when the wind passes over it. vv. 15-16

In addition, the psalm makes statements about the nature of our Lord and what He does for those who are redeemed.

2. Fill in the blanks and write the references for the following statements about God.
  - a. The Lord is forgiving and redeems/redeemeth from sin. vv. 3-4
  - b. The Lord is merciful, gracious, and slow to anger. v. 8
  - c. The Lord has removed our wrongdoings/transgressions from us. v. 12
  - d. The Lord's throne is in the heavens/heaven and He rules/ruleth over all. v. 19
3. Write one thing that you can praise the Lord for as you remember His benefits. **AWV**

God wants us to speak to others in a way that honors Him. Ruth speaks to Boaz with humility and godly speech.

### Proverbs 31 & Ruth Dedicated to Godly Speech

She opens her mouth in wisdom, and the teaching of kindness is on her tongue. -Proverbs 31:26 (NASB)

Then she fell on her face, bowing to the ground, and said to him, "Why have I found favor in your sight that you should take notice of me, since I am a foreigner?"

Then she said, "I have found favor in your sight, my lord, for you have comforted me and indeed have spoken kindly to your servant, though I am not like one of your female servants." -Ruth 2:10,13 (NASB)

Underline the words that describe godly speech, and ask the Lord to help you use kind words.

<b>Abrupt</b>	<u>Encouraging</u>
<u>Honoring</u>	Idle
<u>Kind</u>	Self-exalting





# NAVIGATE • UNIT 5, LESSON 5

Review | Study Passage: Ruth 4:1-12 | Memory Passage: Ruth 4:9-12

Solve each word jumble below using the corresponding clue. Then unscramble the circled letters in those answers to solve question 11.

Jumble	Clue	Answer
1. TGEA	A meeting place	G(A)T E
2. SSWTIENES	Those who give testimony	W I T N(E)S S E S
3. DRELSE	Ten who gathered with Boaz	E L(D)E R S
4. CTPROONETI	City gates provided this	P(R)O T E C T I O N
5. LMCHEIEELS DANL	What Naomi was selling	E L I(M)E L E C H ' S L A N(D)
6. TIESOUP	Greek for "believes/ believeth"	P I S T E(U)O
7. RRRSTUONIEEC	Jesus is the _____ and the life.	R E S U R R E C T I O(N)
8. NYOMTSIET	Witnesses give this	T E S T I(M)O N(Y)
9. ARZULAS	Brother of Mary and Martha	(L)A Z (A)R U S
10. SCROSIHT	Greek word for Christ/ Messiah	C(H)R(I)S T O S

11. What was Boaz willing to do?

R E D E E M THE L A N D AND M A R R Y R U T H

## KNOW GOD'S WORD AND MAKE HIM KNOWN

Recite your memory passage, Ruth 4:9-12. Our Savior desires that we seek refuge in Him.

Are you seeking refuge in Him?       Yes     No     Usually

Are you trusting Him to care for you?       Yes     No     Usually

Can others see your faith lived out?       Yes     No     Usually




# EXPLORE • UNIT 5, LESSON 5

Review | Study Passage: Ruth 4:1-12 | Memory Passage: 1 Peter 1:18-21

Review the study passage, memory passages, lessons, word studies, and definitions, and then answer these questions.

### Yes or No

- No   1. Did Boaz meet his relative secretly?
- Yes  2. Did the nearest relative want to redeem the land?
- No   3. Did the nearest relative consent to marry Ruth?
- No   4. Are people redeemed by gold and silver?



### Fill in the Blank

- 5. As far as the east is from the west, so has God removed our wrongdoings/transgressions from us. (Ps. 103:12)
- 6. The redemption through Christ's blood gives us the forgiveness of sins. (Eph. 1:7)
- 7. The land given as an inheritance was to stay in possession of the original tribe that received it. (Num. 36:7)
- 8. Martha believed Jesus is the Christ, the Son of God. (John 11:27)

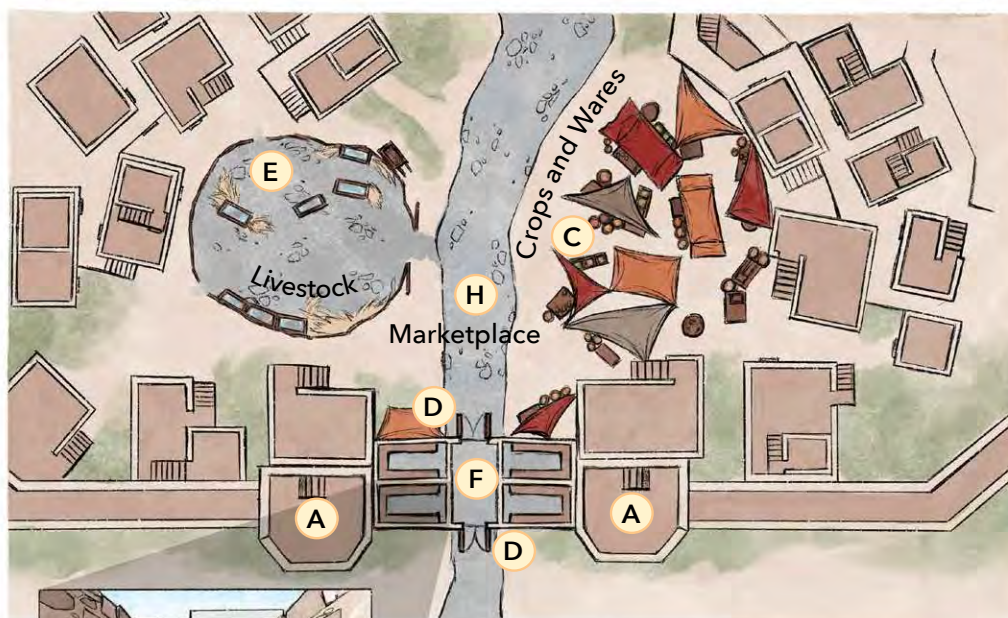

### Word Scramble

- 9. Christ came to give His life as a snorma ransom for many.
- 10. Man's days are like sasrg grass, which soon fades.
- 11. You are not your own, you have been thobug bought with a price.
- 12. The people and the elders asked the Lord to slbes bless Ruth and Boaz.

## KNOW GOD'S WORD AND MAKE HIM KNOWN

Recite your memory passage, 1 Peter 1:18-21. How does knowing you were redeemed by the precious blood of Christ rather than by gold or silver help you have godly priorities? Is there evidence in your walk with the Lord that shows others you truly belong to Him?

## UNIT 5 • The City Gate



This aerial view represents a town with a city gate.

Refer to the lesson on page 62 and read statements below. Write the correct letter from the illustrations next to each statement.

- D   Both closed at night to keep out intruders
- H   Place where workers went to be hired (Matt. 20:1-3)
- G   Where David wept for his son Absalom (2 Sam. 18:33)
- A   Place from where watchmen saw Jehu and his company coming (2 Kings 9:17)
- E   Where a person could purchase a donkey
- B   Place where Boaz would have made the kinsman-redeemer transaction
- F   Wide passageway between gates
- C   Where a person could purchase produce

## UNIT 6

# The Redeemer Gives Life

### DISCOVERY DESTINATION

The Redeemed Rejoice

### KEY VERSES

*And the women said unto Naomi, Blessed be the LORD, which hath not left thee this day without a kinsman, that his name may be famous in Israel. And he shall be unto thee a restorer of thy life, and a nourisher of thine old age: for thy daughter in law, which loveth thee, which is better to thee than seven sons, hath born him. -Ruth 4:14-15 (KJV)*

# LAUNCH • UNIT 6

## OVERVIEW

Our Redeemer gives eternal life. The redeemed rejoice for all He has done and praise Him for His great salvation.

- **PRAYER & BLESSING**  
Ruth 4:14-15
- **BACKGROUND STUDY**  
Culture: Roles of Women in Bible Times
- **I AM**  
The Way, the Truth, and the Life: John 14:1-14
- **CHRIST THE KINSMAN-REDEEMER**  
Christ Reconciles: Colossians 1:9-29
- **DISCOVERY DESTINATION**  
The Redeemed Rejoice: 1 Thessalonians 5:16-24
- **THE SONG OF THE REDEEMED**  
A Psalm of Rejoicing: Psalm 98

## STUDY PASSAGE

Ruth 4:13-17



## NAVIGATE MEMORY PASSAGE

Ruth 4:13-16



## EXPLORE MEMORY PASSAGE

Colossians 1:13-18

## KEY VERSES

Ruth 4:14-15



Key Verses



Keywords



Word Studies



Definitions



Themes



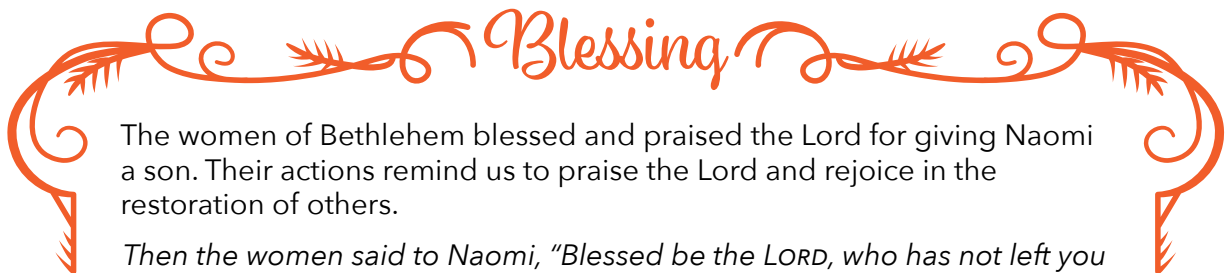
Geography



# PRAYER & BLESSING • UNIT 6

Our Redeemer is the Creator and Sustainer of life. Take time to praise and thank Him for the new life you have in Christ.

<b>Adoration</b>
•
•
•
<b>Confession</b>
•
•
•
<b>Thanksgiving</b>
•
•
•
<b>Supplication</b>
•
•
•



The women of Bethlehem blessed and praised the Lord for giving Naomi a son. Their actions remind us to praise the Lord and rejoice in the restoration of others.

*Then the women said to Naomi, "Blessed be the LORD, who has not left you this day without a redeemer, and may his name be renowned in Israel! He shall be to you a restorer of life and a nourisher of your old age, for your daughter-in-law who loves you, who is more to you than seven sons, has given birth to him." -Ruth 4:14-15 (ESV)*



# NAVIGATE • UNIT 6, LESSON 1

Read & Observe | Study Passage: Ruth 4:13-17 | Memory Passage: Ruth 4:13-16

The people of Bethlehem were involved in each other's lives. Notice in Ruth 4 how the village women participated in Naomi's life. Witness the rejoicing in Bethlehem because a baby was born to Ruth and Boaz, and see that Naomi's grandson would carry on the family name.

**Read all of Ruth 4, which provides the context of your study passage, and underline your key verses for this unit (Ruth 4:14-15).**

1. Boaz fulfilled his promise to be Ruth's kinsman-redeemer by marrying her.
2. The Lord enabled Ruth to conceive a son.
3. The women's blessing regarding the redeemer was that his name would become famous/be renowned/be famous in Israel.
4. Naomi became the child's nurse.
5. The neighborhood women of Bethlehem gave the child his name.
6. Jesse was the son of Obed.
7. David was Obed's grandson.
8. Use the words in the word bank to fill in the blanks and complete Ruth 4:15 to learn what the women of Bethlehem said about the redeemer and Ruth.

Better Restores Seven Sustains Loves

"May he also be to you one who restores life and sustains your old age; for your daughter-in-law, who loves you and is better to you than seven sons, has given birth to him."  
 -Ruth 4:15 (NASB)



Early in Ruth, Naomi's husband and two sons died in Moab, leaving her with no provision. When Naomi returned to Bethlehem, she asked to be called Mara, which means bitter, because she thought the Lord had dealt bitterly with her. In God's providence, Boaz became the kinsman-redeemer. In this role, he provided for Naomi and married her daughter-in-law Ruth. They gave Naomi a grandson for whom the women of Bethlehem praised the Lord.

Naomi's life can be divided into three time periods.

9. Next to each statement, write the letter that matches the correct time period.

**Statement**

**Time Period**

- |   |                      |
|---|----------------------|
| <u> b </u> She returned to Bethlehem a widow with no sons (Ruth 1:5).                 | a. Before Moab       |
| <u> c </u> She had a son, Obed, through Boaz and Ruth (Ruth 4:17).                    | b. After Moab        |
| <u> a </u> She had a husband and two sons (Ruth 1:2).                                 | c. After restoration |
| <u> b </u> She said that she came back empty to Bethlehem (Ruth 1:21).                |                      |
| <u> c </u> The child was a restorer of life and sustainer of her old age (Ruth 4:15). |                      |
| <u> b </u> She asked to be called Mara (Ruth 1:20).                                   |                      |
| <u> a </u> Her name was Naomi (Ruth 1:2).   |                      |
| <u> a </u> She went out full (Ruth 1:21).   |                      |
| <u> c </u> The Lord gave her a redeemer, Obed (Ruth 4:14).                            |                      |



# EXPLORE • UNIT 6, LESSON 1

Read & Observe | Study Passage: Ruth 4:13-17 | Memory Passage: Colossians 1:13-18

God, as the Creator of life, enabled Ruth to conceive a son who would inherit the land and continue the family lineage. This son born to Boaz, Ruth, and Naomi would be the grandfather of King David. Eventually, Jesus the Messiah would come through this line.

God enabled other biblical mothers to conceive and bear sons.

1. Read the cross-references and choose the correct mother and son each refers to.
  - a. Genesis 21:1-3
    - Sarah, Isaac
    - Rachel, Benjamin
    - Rebekah, Jacob
  - b. 1 Samuel 1:19-20
    - Hannah, Isaac
    - Bathsheba, Solomon
    - Hannah, Samuel
  - c. Luke 1:31-35
    - Eunice, Timothy
    - Elizabeth/Elisabeth, John
    - Mary, Jesus

Children were blessings in Hebrew families. Sons worked to help provide for the family, and they usually stayed with their family after marriage to continue to help financially. Daughters also worked and contributed to the family, but when they married and moved with their husbands, the bride’s family received a dowry to compensate for the family’s loss of income.



2. The women said that Ruth was better than what? **Seven sons**

Commentary tells us that “seven sons” is a Hebrew idiom for “supreme blessing.”<sup>1</sup> The idea here is that Ruth and her son would become a supreme blessing to Naomi.

We are all fearfully and wonderfully made, for God formed each of us in our mother’s womb (Ps. 139:13-14). Children are a precious gift and a blessing from the Lord.

3. Read the cross-references and write the supporting reference next to each statement.

Psalm 127:3    Proverbs 22:6    Mark 10:14    Ephesians 6:1

- a. Children are a gift/heritage from the Lord. Psalm 127:3
- b. Jesus valued children and wanted them to come to Him. Mark 10:14

Look up the following names of the son, grandson, and great-grandson of Ruth.

- = **Obed** According to *Hitchcock’s Bible Names Dictionary*  
 Meaning: **a servant; workman**
- = **Jesse** According to *Hitchcock’s Bible Names Dictionary*  
 Meaning: gift; oblation; one who is
- = **David** According to *Hitchcock’s Bible Names Dictionary*  
 Meaning: **well-beloved, dear**





# NAVIGATE • UNIT 6, LESSON 2

Read & Observe | Study Passage: Ruth 4:13-17 | Memory Passage: Ruth 4:13-16

## BACKGROUND STUDY • Culture: Roles of Women in Bible Times

The roles of Jewish women evolved over the centuries. The law of Moses in the Old Testament provided women equality with men in most ways. Two centuries later in the book of Ruth, women still worked with men in public. And even 300 years after that, Solomon described the Proverbs 31 woman as a highly regarded, industrious business woman. Although women were not allowed to participate in the priesthood, throughout the Old Testament, it is clear that they played significant roles in society.

Read the name of the woman and the reference, and then write the letter of the role each filled.

Women and Reference	Roles
<u>  c  </u> Miriam (Ex. 15:20-21)	a. Pray-er in the Lord's house
<u>  a  </u> Hannah (1 Sam. 1:9-10)	b. Political and religious leader
<u>  b  </u> Deborah (Judg. 4:4)	c. Leader of praise

Eventually, Israel forsook God's Law and adopted many pagan beliefs, which included a high disregard of women. Gradually, women lost their equality with men, and by Jesus' day, Jewish men disdained women so much that they would not even speak to them in public.

When Jesus came, He reversed the stigma by speaking directly to women, and He allowed them to be His public followers.

Fill in the blanks to see who was important to Jesus and His ministry.

Jesus' followers included  
  Mary   the mother  
of James and Joseph and  
the   mother   of  
of   Zebedee's   sons.  
**Matthew 27:55-56**



From their own means,  
  Mary Magdalene   ,  
  Susanna   ,  
and   Joanna   provided  
for Jesus and His disciples.  
**Luke 8:1-3**

Jesus spoke to the  
  woman   at the  
well about her personal  
and spiritual life.  
**John 4:7-26**

Jesus' close friends  
were   Mary    
and   Martha   .  
**John 11:1, 5**



# EXPLORE • UNIT 6, LESSON 2

Read & Observe | Study Passage: Ruth 4:13-17 | Memory Passage: Colossians 1:13-18

Throughout the book of Ruth, people prayed for the Lord to bless others. God answered the prayers of His people in marvelous ways. In Ezekiel 34:26, God promises future showers of blessing for His people.

1. Read each reference where people prayed blessings. Then read the reference where it was fulfilled and fill in the blanks.

Blessing Given	Fulfillment of Blessing
Ruth 1:8	Ruth 2:19-21 <u>Boaz</u> showed kindness to <u>Ruth</u> .
Ruth 1:9	Ruth 4:10 <u>Ruth</u> became the wife of <u>Boaz</u> .
Ruth 2:12	Ruth 3:15 Ruth received <u>six</u> measures of <u>barley</u> as a pledge.
Ruth 2:20	Ruth 4:21 Boaz was blessed with a wife and a son, <u>Obed</u> .
Ruth 4:11-12	Ruth 4:13 Ruth had a <u>son</u> with Boaz.
Ruth 4:14-15	Ruth 4:16 Naomi became a nurse to Obed, Ruth and Boaz's <u>child</u> .

The Bible provides examples throughout of people speaking words of encouragement and asking the Lord to bless others. God showered His blessings on His people by answering their prayers in marvelous ways.

2. Who blessed whom? Read the cross-references, and unscramble the letters to complete the statements.

Genesis 14:18-20

Numbers 6:23-26

Genesis 48:14-16

Luke 24:36, 50-51

Melchizedek blessed bamAr Abram and God.

Jacob/Israel blessed pJehso Joseph, Ephraim, and Manasseh.

rAoan Aaron and his sons blessed the children of Israel.

sesJu Jesus blessed His disciples when He was taken into heaven.

- 🔍 The theme is revealed in the study passage through keywords, key verses, and memory passages. **Write the theme for Unit 6.** AWW



# NAVIGATE • UNIT 6, LESSON 3

Interpret | Study Passage: Ruth 4:13-17 | Memory Passage: Ruth 4:13-16

## I AM • The Way, the Truth, and the Life: John 14:1-14

Jesus told His disciples on several occasions that He would soon leave them. On His last evening with them before the cross, Christ comforted their troubled hearts, assuring them that they would see Him again.

Read John 14:1-14 and mark the keyword **believe**, which is used six times in these verses.

Jesus comforted His disciples by telling them He was going to prepare a place for them and that He would come again and take them there. Jesus also said the disciples knew where He was going.

1. According to Hebrews 11:16, what has God prepared for the people of faith? **A city**
2. Which disciple responded by saying, "Lord, we don't know where you are going, so how can we know the way?" -John 14:5 (NIV) **Thomas**
3. To learn Jesus' answer to His disciples, fill in the blanks.

through    way    seen    life    Father    truth    comes

Jesus said to him, "I am the **way**, and the **truth**, and the **life**; no one **comes** to the **Father** except **through** Me. If you had known Me, you would have known My Father also; from now on you know Him, and have **seen** Him." -John 14:6-7 (NASB)

4. Use the Hebraic cipher to discover the answer to this question: "Who did Jesus say they had seen if they had seen Him?"

**הַאֵלֹהִים** → T h e F a t h e r .

**way (John 14:6)**    Strong's #: **G3598**    Greek word: **hodos**

Strong's Definition: apparently a primary word; a **road**; by implication, a progress (the route, act or distance); figuratively, a **mode** or **means**

5. Mark the cross-reference that gives additional understanding to what Jesus meant.
  - a. I am the way.
    - Romans 3:17     Matthew 7:13-14     Acts 18:25
  - b. I am the truth.
    - Ephesians 1:13     1 Corinthians 13:6     Mark 12:14
  - c. I am the life.
    - 1 Timothy 4:8     Mark 8:35     1 John 5:11
  - d. Which reference shows that Jesus is the only name by which we can be saved?
    - Luke 1:31     Acts 4:10, 12     Colossians 3:17

Just as Naomi's life was restored by the birth of Obed, our Redeemer, Jesus Christ, came that we might have life and have it abundantly (John 10:10).



# EXPLORE • UNIT 6, LESSON 3

Interpret | Study Passage: Ruth 4:13-17 | Memory Passage: Colossians 1:13-18

## CHRIST THE KINSMAN-REDEEMER • Christ Reconciles: Colossians 1:9-29

How is it possible for sinful man to have peace with a holy God? Through Christ's perfect sacrifice, man can be reconciled to God, which results in eternal life for those who believe.

🔑 Read Colossians 1:9-29 and mark the keyword **reconcile**.

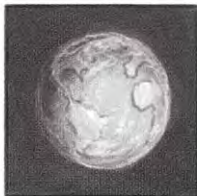


🔍 **reconcile (Colossians 1:20)** Strong's #: **G604** Greek word: **apokatallassō**

Strong's Definition: **to reconcile fully**

⚖ According to *Vine's Expository Dictionary of New Testament Words*, reconciliation is "the Divine purpose, on the ground of the work of Christ accomplished on the Cross, to bring the whole universe, except rebellious angels and unbelieving man, into full accord with the mind of God."

Use the NIV to read the passages below. Fill in the blanks to see what we were like before reconciliation, how Christ accomplished reconciliation, and the result of the believer's reconciliation with God.

Colossians 1:13-14








We were in the dominion of darkness.

There is the forgiveness of sins.

We are transferred to the kingdom of the Son He loves.

Colossians 1:21-23

We were enemies in our minds.

He has now reconciled us.

You are presented holy in His sight if you continue in the faith grounded in the hope of the gospel.

Skim Colossians 1:13-20 and unscramble the words to answer these questions.

1. Who is the main subject? **trsiCh** Christ
2. Who is Christ the image of? The **vbiislnei** invisible God
3. Christ is the head of what body? The **ruhcc** church
4. How did Christ reconcile all things to Himself? He made **ceepa** peace through the blood of the **srocs** cross.

Through Christ's sacrificial death on the cross, we who were enemies have now been reconciled to God.



# NAVIGATE • UNIT 6, LESSON 4

Apply | Study Passage: Ruth 4:13-17 | Memory Passage: Ruth 4:13-16

## DISCOVERY DESTINATION • The Redeemed Rejoice: 1 Thessalonians 5:16-24

The redeemed can rejoice because they have been rescued and reconciled by the Lord who gives eternal life.

Read 1 Thessalonians 5:16-24 and mark the keyword **rejoice**.

As Paul concludes this epistle, he gives the Thessalonians three exhortations that are the will of God in Christ Jesus for us. **Match each exhortation in verses 16-18 to when we are to do it.**

### When We Do It


1.   **b**   Always/evermore
2.   **c**   Without ceasing/continually
3.   **a**   In all circumstances

### Exhortation

- a. Give thanks
- b. Rejoice
- c. Pray

4. Complete the T9 cipher to fill in this blessing for believers.

May your whole **774748** s p i r i t, **7685** s o u l, and **2639** b o d y be preserved blameless at the coming of our Lord Jesus Christ. He who calls you is **32484385** f a i t h f u l, who also will do it. -1 Thessalonians 5:23b-24 (NKJV)



After reading each statement and the corresponding reference, circle the correct word.

5. The (righteous) peaceful) rejoice before the Lord, who protects widows (Ps. 68:3-5).
6. Jesus said to (pray, rejoice) that your names are written in heaven (Luke 10:20).
7. Believers in Christ rejoice with joy inexpressible and unspeakable even though they have not (seen) touched) Him (1 Peter 1:8).

Believers can rejoice in the Lord always because He has redeemed us and is faithful to accomplish His promises. Are you living like one who is truly redeemed and who has a future hope? Are you ready to share the hope that is within you?





# EXPLORE • UNIT 6, LESSON 4

Apply | Study Passage: Ruth 4:13-17 | Memory Passage: Colossians 1:13-18

## THE SONG OF THE REDEEMED • A Psalm of Rejoicing: Psalm 98

Psalm 98 was one of the inspirations for the well-known Christmas carol, "Joy to the World," written by Isaac Watts.

This psalm of rejoicing leads us in praise to our Lord the King for His marvelous work of salvation.



1. Read Psalm 98 and number the following statements in the correct order.

### Psalm 98 Summary

- 2   The Lord has made His salvation and righteousness known.
- 5   All of creation sings together for joy.
- 1   Sing a new song to the Lord for He has done wonderful/marvelous things.
- 4   Sing for joy before the King with musical instruments.
- 6   The Lord is coming to judge the earth with righteousness.
- 3   The Lord has remembered His *hesed* to Israel. All the ends of the earth have seen His salvation.

Because of the Lord's wonderful works and His salvation, people rejoice. The last part of the psalm paints a picture of even nature joining mankind in the joyful response. The psalmist attributed human characteristics to parts of nature (anthropomorphism) to show how all of creation rejoices!

2. What is some part of nature that seems to give joyful praise to the Lord? (e.g. singing birds, babbling brooks) **AWV**

Just as the Proverbs 31 woman was esteemed by her family, so was Ruth, who was better than seven sons.

## Proverbs 31 & Ruth Distinguished and Esteemed

Her children rise up and call her blessed; her husband also, and he praises her.  
-Proverbs 31:28 (ESV)

So Boaz took Ruth, and she became his wife. And he went in to her, and the LORD gave her conception, and she bore a son. Then the women said to Naomi, "Blessed be the LORD, who has not left you this day without a redeemer, and may his name be renowned in Israel! He shall be to you a restorer of life and a nourisher of your old age, for your daughter-in-law who loves you, who is more to you than seven sons, has given birth to him."  
-Ruth 4:13-15 (ESV)

### Do you live a life worthy of esteem?

Both the Proverbs 31 woman and Ruth lived so that their family members held them in high regard. What behaviors and characteristics do you exhibit that cause your family to regard you highly? **AWV**



# NAVIGATE • UNIT 6, LESSON 5

Review | Study Passage: Ruth 4:13-17 | Memory Passage: Ruth 4:13-16

Solve the answers to the clues, and write the answers in the blanks. Then find and circle the answers in the word search puzzle.

Words can go in any direction (vertically, horizontally, diagonally, forward, or backward). Words may cross each other and can share letters.

- The women of Bethlehem named the baby born to Ruth and Boaz.
- The person who became Obed's nurse. Naomi
- Deborah was a political and religious leader in Israel.
- Jewish women could never be part of the priesthood.
- The women said Ruth was better than seven sons.

- Jesus told Philip that if he had seen Him, he had seen the Father.
- We are told to rejoice always.
- Pray continually.
- David's great-grandmother was Ruth.

H	Q	H	J	X	L	E	W	W	A	T	Z	T	P	H
A	Y	E	A	T	T	J	V	M	C	B	O	P	K	W
W	R	X	O	R	N	A	T	W	M	D	R	V	Y	Q
Q	R	J	R	E	O	T	A	I	C	O	O	A	H	S
G	E	R	V	Q	P	B	O	A	O	O	X	Z	P	C
A	U	E	F	A	T	H	E	R	N	H	Z	W	V	J
R	S	I	M	O	A	N	U	D	T	T	P	O	E	D
M	E	Y	O	T	G	N	P	E	I	S	N	M	D	B
N	U	J	Y	V	I	G	N	C	N	E	M	E	G	C
C	R	P	O	I	M	B	L	X	U	I	H	N	N	A
Z	E	T	Y	I	B	P	B	J	A	R	A	L	H	D
U	A	I	X	B	C	R	I	C	L	P	N	R	Q	G
B	R	G	E	G	U	E	W	A	L	E	W	A	L	D
U	J	L	M	T	O	Z	J	C	Y	J	B	L	H	K
S	E	O	H	G	V	C	N	W	U	Q	K	X	C	E

**KNOW GOD'S WORD AND MAKE HIM KNOWN**

Recite your memory passage, Ruth 4:13-16. The Bible tells us we are to rejoice always, pray continually, and give thanks.

Are you living a life of rejoicing?       Yes     No     Usually

Are you praying throughout the day?     Yes     No     Usually

Are you thankful for all the Lord has done for you?     Yes     No     Usually



# EXPLORE • UNIT 6, LESSON 5

Review | Study Passage: Ruth 4:13-17 | Memory Passage: Colossians 1:13-18

Review the study passage, memory passages, lessons, word studies, and definitions, and then answer these questions.

### True or False


- T   1. Children are a gift from the Lord.
- F   2. Jesus said His disciples were more important than children.
- T   3. Obed's name means "servant."
- T   4. The book of Ruth gives examples of people speaking blessings.

### Matching


- |  |                     |
|--|---------------------|
| <u>  d  </u> 5. Jesus is the only name by which we can be saved.                         | a. Genesis 14:18-20 |
| <u>  c  </u> 6. We are fearfully and wonderfully made by God while in our mother's womb. | b. Colossians 1:18  |
| <u>  a  </u> 7. Melchizedek blessed Abram and God.                                       | c. Psalm 139:13-14  |
| <u>  b  </u> 8. Christ is the head of the body, the church.                              | d. Acts 4:10, 12    |

### Multiple Choice

- 9. The Lord is coming to judge the world with \_\_\_\_\_.  
 Wrath       Righteousness       Truth
- 10. Christ's reconciliation transferred us from \_\_\_\_\_ to the kingdom of His Son.  
 Sinfulness       Disobedience       Darkness
- 11. The Greek word *apokatalassō* means "\_\_\_\_\_."  
 Reconcile       Righteous       Rejoice
- 12. The name David means \_\_\_\_\_ or dear.  
 Beloved       Kind       Generous



**KNOW GOD'S WORD AND MAKE HIM KNOWN**  
 Recite your memory passage, Colossians 1:13-18. How does knowing you were reconciled to God through the death of His Son make you thankful? As an ambassador for Christ, are you sharing the ministry and message of reconciliation with others the Lord puts in your path (2 Cor. 5:18-21)?







# UNIT 7

# The Redeemer Reigns

**DISCOVERY DESTINATION**  
The Redeemed Reign with Christ

**KEY VERSES**

*And Obed fathered Jesse, and Jesse fathered David.*  
-Ruth 4:22 (NASB)

# LAUNCH • UNIT 7

## OVERVIEW

Our Redeemer reigns now and forever. The redeemed can praise and glorify Him now and will praise Him forever!

- **PRAYER & BLESSING**  
Ephesians 1:3-8
- **BACKGROUND STUDY**  
Archaeology: Dead Sea Scrolls
- **I AM**  
The True Vine: John 15:1-11
- **CHRIST THE KINSMAN-REDEEMER**  
Christ Is the King: Ephesians 1:15-23
- **DISCOVERY DESTINATION**  
The Redeemed Reign with Christ: Revelation 22:1-5
- **THE SONG OF THE REDEEMED**  
A Psalm of Praise to My God the King: Psalm 145

## STUDY PASSAGE

Ruth 4:18-22



## NAVIGATE MEMORY PASSAGE

Ruth 4:18-22



## EXPLORE MEMORY PASSAGE

Ephesians 1:18-20

## KEY VERSES

Ruth 4:22



Key Verses



Keywords



Word Studies



Definitions



Themes



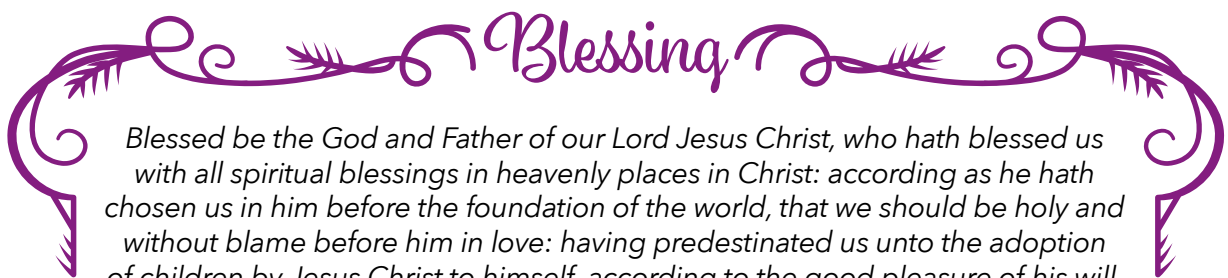
Geography



# PRAYER & BLESSING • UNIT 7

Remember to take the time to go before the Lord in prayer each day. Bless the Lord for who He is and for all He has done for you. Praise Him! He has blessed us with every spiritual blessing in Christ.

<b>Adoration</b>
•
•
<b>Confession</b>
•
•
<b>Thanksgiving</b>
•
•
<b>Supplication</b>
•
•



*Blessed be the God and Father of our Lord Jesus Christ, who hath blessed us with all spiritual blessings in heavenly places in Christ: according as he hath chosen us in him before the foundation of the world, that we should be holy and without blame before him in love: having predestinated us unto the adoption of children by Jesus Christ to himself, according to the good pleasure of his will, to the praise of the glory of his grace, wherein he hath made us accepted in the beloved. In whom we have redemption through his blood, the forgiveness of sins, according to the riches of his grace; wherein he hath abounded toward us in all wisdom and prudence. -Ephesians 1:3-8 (KJV)*



# NAVIGATE • UNIT 7, LESSON 1

Read & Observe | Study Passage: Ruth 4:18-22 | Memory Passage: Ruth 4:18-22

In this lesson, we'll learn about the lineage of Christ, which contains the genealogy of David from Perez, Judah's son. In the Old Testament, our study passage and 1 Chronicles 2:9-15 link David to Judah. Genesis 49:8-10 tells us that a future ruler would come through the largest, most powerful tribe of Israel, Judah. Jeremiah foretold that Messiah would come from David (Jer. 23:5-6). Together, these two biblical facts connect David and Judah. Who in Bethlehem would have imagined that the Messiah would come from the lineage of both a widow and a Moabitess!

Read Ruth 4 and underline your key verse for this unit (Ruth 4:22).

Mark the keyword **generations/genealogy/family line**.

**generations/genealogy/family line (Ruth 4:18)** Strong's #: **H8435** Hebrew word: **tôlḏôṭ**

Strong's Definition: **(plural only) descent, i.e. family; (figuratively) history**

Read Matthew 1:1-17 and Luke 3:23-38, which both contain the genealogy of Jesus.

Matthew records the royal bloodline, which comes through David's son, King Solomon, to Joseph, Mary's husband. Luke records the human bloodline, which comes through David's son, Nathan, to Eli/Heli, the father-in-law of Joseph and the father of Mary. **Fill in the table using information from the genealogies found in Ruth, Matthew, and Luke.**

Genealogy	First Person Listed	Last Person Listed
Ruth 4:18-22	Perez/Pharez	David
Matthew 1:1-17	Abraham	Jesus, the Messiah/Christ
Luke 3:23-38	Jesus	Adam, the son of God

- Read each reference and fill in the blank with the correct name.
  - Numbers 2:3** Nahshon was the leader of the tribe of Judah.
  - Ruth 2:1** Boaz was a man of wealth and standing of Elimelech's family.
  - Ruth 4:17** The women of Bethlehem named Obed.
  - 1 Samuel 16:1** God chose a son of Jesse to be king over Israel.
  - Matthew 1:5** Salmon was married to Rahab/Rachab, the mother of Boaz.
  - Acts 13:22** David was a man after God's heart whom God made king.
- Who are the five women listed in the account of Matthew? **Tamar/Thamar, Rahab/Rachab, Ruth, the wife of Uriah/Urias/Uriah's wife, and Mary**
- According to Hebrews 11:31, which trait characterized Rahab?
 

Love     Joy     Faith     Peace

Turn to page 98, The Genealogy of Christ, and answer the questions to become more familiar with the lineage of Jesus.



# EXPLORE • UNIT 7, LESSON 1

Read & Observe | Study Passage: Ruth 4:18-22 | Memory Passage: Ephesians 1:18-20

Do you wonder why God considers genealogies important enough to have them throughout the Bible? Keeping records of genealogies was important in order to prove family lineage, especially in the case of the priesthood, for only the sons of Aaron could serve as priests (Num. 18:1, 7).

Read the following cross-references and match them with the group of people recorded in the books of genealogy.

<u>  b  </u> 1 Chronicles 9:1	a. The nobles, officials/rulers and common people
<u>  c  </u> 2 Chronicles 31:17-18	b. All Israel
<u>  a  </u> Nehemiah 7:5	c. The priests and the Levites, including their little ones, wives, sons and daughters

1. According to Ezra 2:61-62, certain people were excluded from serving as \_\_\_\_\_ and were not in the genealogy because they were considered defiled or unclean.

- Scribes       Priests       Governors  
 None of the above

Genealogies were also important to trace the royal lineage when Israel became a monarchy. Although David wanted to build the Lord a permanent house instead of a tent, God promised David, through Nathan the prophet, that God would build a house for David, meaning that one of his descendants would forever sit on the throne.



Read 2 Samuel 7:8-17, which contains God’s promise to David.

2. In verse 12, what did the Lord promise to establish for David’s descendant?

- His kingdom       His name       His fame       His family

3. Which cross-references mention Jesus Christ as the son of David?

- Matthew 21:9       Romans 1:3-4       Revelation 22:16       All of the above

Although the redeemed do not have their names written in a genealogy of the royal line, those adopted into God’s family as sons have their names recorded in a book, the Lamb’s Book of Life.

4. Which cross-reference states that we are adopted into God’s family as sons?

- Romans 4:16       Galatians 4:4-7       Ephesians 3:6       Ephesians 5:1

5. Which one of these cross-references teaches that only those whose names written in the Lamb’s Book of Life will enter the heavenly city?

- Psalm 69:28       Revelation 3:5       Revelation 20:15       Revelation 21:27



# NAVIGATE • UNIT 7, LESSON 2

Read & Observe | Study Passage: Ruth 4:18-22 | Memory Passage: Ruth 4:18-22

## BACKGROUND STUDY • Archaeology: Dead Sea Scrolls

In 1947, an unprecedented archaeological find in the Qumran area of the Holy Land confirmed the accuracy of our Scriptures. The discovery happened when a young shepherd's goat wandered away in the dry, mountainous area east of Jerusalem. While searching for his goat, the shepherd threw a rock into a cave opening. He heard a jar break, went into the cave, and found parchment fragments, scrolls, and jars.



Image used with permission from [www.holylandphotos.org](http://www.holylandphotos.org)

The shepherd took the pieces to Bethlehem and sold them to an antiquities dealer. Four pieces found their way to a professor at The Hebrew University of Jerusalem. He identified the parchments as ancient Hebrew writings that were more than a thousand years older than any existing biblical text!

When archaeologists learned about the discovery of these ancient manuscripts, they began to excavate the area. Between 1947 and 1956, they discovered ten more caves that also held scrolls and fragments. The scrolls had been preserved in large, lidded jars.

In 2017 and 2021, excavators found still more fragments. Archaeologists put the findings into three main categories: copies of Hebrew Scripture texts, apocryphal writings, and previously unknown documents. These unknown documents described the life of a people who lived in the Qumran caves and identified themselves as "The Community." Some scholars believe The Community was a Jewish sect—the Essenes—who dwelt apart from society.

Archaeologists have discovered parts of every book in the Old Testament except Esther. The largest scroll contains the full text of the book of Isaiah. The fact that the Dead Sea Scrolls are almost identical to the Masoretic text of our Old Testament proves that our Bible has not been corrupted in the 2,000-plus years since it was written. This was truly a remarkable find!

### Which is correct? Circle the correct answer in parentheses.

1. The (Essenes) (Pharisees) probably wrote and hid the Dead Sea Scrolls.
2. A (hiker, shepherd) found the first scrolls.
3. Archaeologists divided the findings into (thirty, three) main categories.
4. Large, lidded jars helped to (preserve, organize) the scrolls.



Image used with permission from [www.holylandphotos.org](http://www.holylandphotos.org)

**A jar where some of the scrolls were stored. The jar is approximately two feet high.**



Image used with permission from [www.holylandphotos.org](http://www.holylandphotos.org)

**Cave #4—This cave has yielded the most items—40,000 fragments of 550 manuscripts.**



Image used with permission from [www.davidthreadgill.com](http://www.davidthreadgill.com)

**Cave #1—This cave held the Great Isaiah scroll, which contained all 66 chapters of the book.**



# EXPLORE • UNIT 7, LESSON 2

Read & Observe | Study Passage: Ruth 4:18-22 | Memory Passage: Ephesians 1:18-20

In our study so far, you have learned about the rights and responsibilities of a kinsman-redeemer in the redemption of both a person and land that needed to be bought back. In our lesson today, you will learn about an additional responsibility the nearest relative had—that of a blood avenger.

Look up the following definition and fill in the blanks to help you understand this additional role of the nearest kinsman.

**blood, revenger of** According to *Smith's Bible Dictionary*

He who avenged the blood of one who had been killed. The nearest relative of the deceased became the authorized avenger of blood (Num. 35:19). The law of retaliation was not to extend beyond the immediate offender.

Read Numbers 35:14-34 and unscramble the letters to complete the statements and learn more about how the Israelites were to deal with murderers.

- At least two **seestinws** witnesses were required to pronounce someone a murderer.
- A man found guilty of **udmerr** murder was to be put to death.
- looBd** Blood defiled/polluted the land.
- Israel was not to defile the land because the Lord was **lgnliedw** dwelling there.

An individual who took the life of another suffered consequences. If the murder was unintentional, God provided a city of refuge for that individual to live. However, if the congregation determined that it was an intentional murder, then the nearest relative of the victim had the duty to avenge that murder by putting the murderer to death.


- Next to each statement, write the correct cross-reference to learn how the Lord Himself, as our Redeemer, will fulfill this role of blood avenger.

Deuteronomy 32:43    Romans 12:19    Revelation 6:9-10

- Romans 12:19 Do not take revenge. Vengeance belongs to the Lord
- Revelation 6:9-10 The martyrs who were slain ask the Lord how long until He will avenge their blood.
- Deuteronomy 32:43 God will avenge the blood shed in His land.

Christ will one day fulfill the role of the blood avenger by avenging mankind's murder when He puts a final end to the devil.

- The theme is revealed in the study passage through keywords, key verses, and memory passages. **Write the theme for Unit 7. AWW**







# NAVIGATE • UNIT 7, LESSON 3

Interpret | Study Passage: Ruth 4:18-22 | Memory Passage: Ruth 4:18-22

## I AM • The True Vine: John 15:1-11

All of the I AM lessons help us know our great Redeemer! On the evening before His crucifixion, Jesus made this seventh and final I AM statement to His disciples. He wanted them to understand the importance of abiding in Him.

🔍 Read John 15:1-11 and mark the keywords **prunes/purgeth** and **remain/abide**.


🔍 <b>prunes/purgeth (John 15:2)</b>	Strong's #: <b>G2508</b>	Greek word: <b>kathairō</b>
Strong's Definition: to <b>cleanse</b> , i.e. (specially) to <b>prune</b> ; figuratively, to expiate		

🔍 <b>remain/abide (John 15:4)</b>	Strong's #: <b>G3306</b>	Greek word: <b>menō</b>
Strong's Definition: a primary verb; to <b>stay</b> (in a given place, state, relation or expectancy)		

**Number these statements of Jesus' teaching from John 15:1-11 in the correct order.**

- 9   As the Father has loved Jesus, Jesus has also loved us. Abide in His love.
- 1   Jesus is the true vine.
- 3   The branches that bear fruit will be pruned to bear more fruit.
- 6   The branches that do not bear fruit will be gathered and burned.
- 4   Jesus told His disciples they were already clean because of the word He had spoken to them.
- 10   If we keep His commandments, we will abide in His love just as Jesus kept His Father's commandments and remained in His love.
- 8   The Father is glorified when we bear much fruit and show we are His disciples.
- 5   You cannot bear fruit if you do not remain/abide in Jesus.
- 2   The Father is the vinedresser/husbandman/gardener.
- 7   If you remain in Christ and His words, ask whatever you wish and it will be done for you.
- 11   Jesus spoke these things so that His joy would be in them and made full.

According to Galatians 5:22-23 (NKJV), "the fruit of the Spirit is **love**, **joy**, **peace**, longsuffering, kindness, goodness, faithfulness, gentleness, self-control."





# EXPLORE • UNIT 7, LESSON 3

Interpret | Study Passage: Ruth 4:18-22 | Memory Passage: Ephesians 1:18-20

## CHRIST THE KINSMAN-REDEEMER • Christ Is the King: Ephesians 1:15-23

Jesus Christ is not only Savior and Redeemer; He is also King! Our next passage includes Paul's prayer for the Ephesians—that they would know and understand what they had as believers in Jesus and that they would see Christ's position as King. Our prayer is that you also know and understand these things.



### Read Ephesians 1:15-23 and fill in the blanks.

- What two things had Paul heard about the Ephesians?
  - Their faith in the Lord Jesus
  - Their love for all the saints
- In which verse does Paul ask the Father to give the Ephesians a spirit of wisdom and revelation in the knowledge of Him? **Verse 17**
- Use the Braille cipher to see the three things Paul wants the Ephesian believers to understand about their salvation in Christ.

a. Ephesians 1:18    **The Greatness of God's**    ⠠⠠⠠⠠⠠⠠    ➔ P l a n

b. Ephesians 1:19-20    **The Greatness of God's**    ⠠⠠⠠⠠⠠⠠⠠    ➔ P o w e r

c. Ephesians 1:21-23  
**The Greatness of God's**    ⠠⠠⠠⠠⠠⠠⠠    ➔ P e r s o n

4. Unscramble the words to learn where Christ is.

tdSeea Seated at His (the tFeahr Father's) right dhna hand in the vnhleyae heavenly places

- Read the following cross-references and write the correct word in each blank.
  - Christ is King with dominion/authority and honor/glory (Dan. 7:13-14).
  - Christ is King (or head) over all things/everything (Eph.1:22).
  - Christ, as King, will reign forever (Rev. 11:15).
  - Christ is King; He is Lord of lords (Rev. 17:14).

6. Read John's statement about Jesus Christ, the ruler, and then follow the instructions to mark the verse.

And from Jesus Christ, who is the faithful witness, the firstborn from the dead, and the ruler of the kings of the earth. To him who loves us and has freed us from our sins by his blood, and has made us to be a kingdom and priests to serve his God and Father—to him be glory and power for ever and ever! Amen." -Revelation 1:5-6 (NIV)



- Underline three descriptions of who Christ is.
- Draw a circle around the three actions of Christ toward us.
- Draw a rectangle around two things that Christ is to receive forever.



# NAVIGATE • UNIT 7, LESSON 4

Apply | Study Passage: Ruth 4:18-22 | Memory Passage: Ruth 4:18-22

## DISCOVERY DESTINATION • The Redeemed Reign with Christ: Revelation 22:1-5

God gave man dominion over the earth, but man lost his position as ruler because he disobeyed God. Through Christ's atoning sacrifice, the redeemed will someday rule and reign with the Lord Jesus Christ forever. What a glorious day that will be when He restores the earth, puts an end to sin and death, and destroys all of His enemies! Christ is coming soon and His reward is with Him (Rev. 22:12).

The ancient Greeks awarded crowns (wreaths made of leaves) to honor or reward a victor. Scripture describes several crowns that believers will receive.

1. Match each cross-reference with the type of crown.

### Cross-Reference

  c   **2 Timothy 4:8** This crown will be given by the righteous judge to those who have loved His appearing.

  b   **1 Peter 5:4** This crown will be given by the Chief Shepherd when He appears; it will never fade away.

  a   **James 1:12** This crown will be given to the man who perseveres under trial; it is promised to those who love the Lord.

### Type of Crown

- a. Crown of life
- b. Crown of glory
- c. Crown of righteousness

2. According to Revelation 4:9-11, what do the elders cast before the throne as they worship the Lord our God? **Their crowns**

### Read Revelation 22:1-5 and choose all of the correct answers.

3. What does this scene describe?

- The tree of life
- The river of life
- The throne of God and the Lamb

4. What two things will there no longer be according to verses 3 and 5?

- Tears
- Any curse
- Night

5. Who is serving the Lamb?

- Servants
- Angels
- Martyrs

6. What will be the source of light?

- Sun
- The Lord God
- Glorified saints



*Now unto him that is able to keep you from falling, and to present you faultless before the presence of his glory with exceeding joy, to the only wise God our Saviour, be glory and majesty, dominion and power, both now and ever. Amen. -Jude 24-25 (KJV)*



# EXPLORE • UNIT 7, LESSON 4

Apply | Study Passage: Ruth 4:18-22 | Memory Passage: Ephesians 1:18-20

## THE SONG OF THE REDEEMED • A Psalm of Praise to My God the King: Psalm 145

Psalm 145 is an acrostic psalm. In the original Hebrew text of this psalm, every verse begins with a different letter of the twenty-two letters of the Hebrew alphabet. Written by David when he was king of Israel, this psalm encourages us to praise God every day in all situations for who He is and for what He has done.



### Read Psalm 145 and mark the keyword **kingdom**.

Think about all you have learned about your Redeemer in this study. How many attributes, names, or character qualities of God can you remember? Write a characteristic next to each letter of the words that tells who this psalm is praising (God the King). The first one is done for you.

- |                  |            |            |
|------------------|------------|------------|
| <b>G</b> - Great | <b>T</b> - | <b>K</b> - |
| <b>O</b> -       | <b>H</b> - | <b>I</b> - |
| <b>D</b> -       | <b>E</b> - | <b>N</b> - |
|                  |            | <b>G</b> - |

### True or False

- F**   In Psalm 145:1, David says he will extol God as long as he has breath.
- T**   One generation is to praise God's works and tell of His mighty acts to the next generation.
- T**   In Psalm 145:21, David says that his mouth will speak the praise of the Lord.
- How do you praise the Lord daily? **AWV**
- Write one gracious work that God has done for you that you can tell someone about.  
**AWV**
- Scripture has many references about fearing and trusting in the Lord. Circle any situations below that describe times when you have trusted in the Lord. **AWV**

**When alone      When taking a test      When ill**

### **Proverbs 31 & Ruth** Dependent on God

Charm is deceitful and beauty is vain, but a woman who fears the Lord, she shall be praised.

-Proverbs 31:30 (NASB)

May the Lord reward your work, and may your wages be full from the Lord, the God of Israel, under whose wings you have come to take refuge.

-Ruth 2:12 (NASB)



# NAVIGATE • UNIT 7, LESSON 5

Review | Study Passage: Ruth 4:18-22 | Memory Passage: 4:18-22


Complete the crossword puzzle to review this unit.

## ACROSS

- 3. Jewish sect that probably wrote the Dead Sea Scrolls
- 6. What vinedressers do to make branches bear more fruit
- 7. Person who was a man after God's heart

## DOWN

- 1. Name of the crown given to those who persevere
- 2. Ruth and Boaz's son
- 4. One who gives the crown of glory
- 5. What the scrolls were stored in
- 8. To bear fruit, the branches need to be connected to this.



### KNOW GOD'S WORD AND MAKE HIM KNOWN

Recite your memory passage, Ruth 4:18-22. As you memorize the lineage of David, remember that if you are redeemed, you have been adopted into the family of God. Reread Revelation 21:27, and record your thoughts about the Lamb's Book of Life.



# EXPLORE • UNIT 7, LESSON 5

Review | Study Passage: Ruth 4:18-22 | Memory Passage: Ephesians 1:18-20

Review the study passage, memory passages, lessons, word studies, and definitions, and then answer these questions.

### Yes or No

- Y 1. Was David Ruth and Boaz's great-grandson?
- N 2. Was Tamar Boaz's mother?
- Y 3. Did the Lord tell David that his throne would last forever?
- Y 4. Did the Israelites prove the lineage of priests by genealogies?

### Matching

- |   |  |
|---|--|
| <ul style="list-style-type: none"> <li><u>d</u> 5. The _____ who deceived them will be thrown into the lake of fire (Rev 20:10).</li> <li><u>a</u> 6. The _____ is glorified when we bear much fruit and prove to be His disciples (John 15:8).</li> <li><u>b</u> 7. The One presented to the _____ was given a kingdom that will not be destroyed (Dan. 7:13-14).</li> <li><u>c</u> 8. Glory to _____ who made us into a kingdom of priests (Rev. 1:5-6).</li> </ul> | <ul style="list-style-type: none"> <li>a. Father</li> <li>b. Ancient of Days</li> <li>c. Jesus Christ</li> <li>d. Devil</li> </ul> |
|---|--|

### Unscramble the words

- 9. Psalm 145 is an **rcoctasi** \_\_\_\_\_ **acrostic** \_\_\_\_\_ psalm.
- 10. The cities of **geerfu** \_\_\_\_\_ **refuge** \_\_\_\_\_ were where the unintentional manslayer could flee.
- 11. The Greek word for remain/abide is **neōm** \_\_\_\_\_ **menō** \_\_\_\_\_.
- 12. The Lord will be the **higtl** \_\_\_\_\_ **light** \_\_\_\_\_ in the heavenly city.



## KNOW GOD'S WORD AND MAKE HIM KNOWN

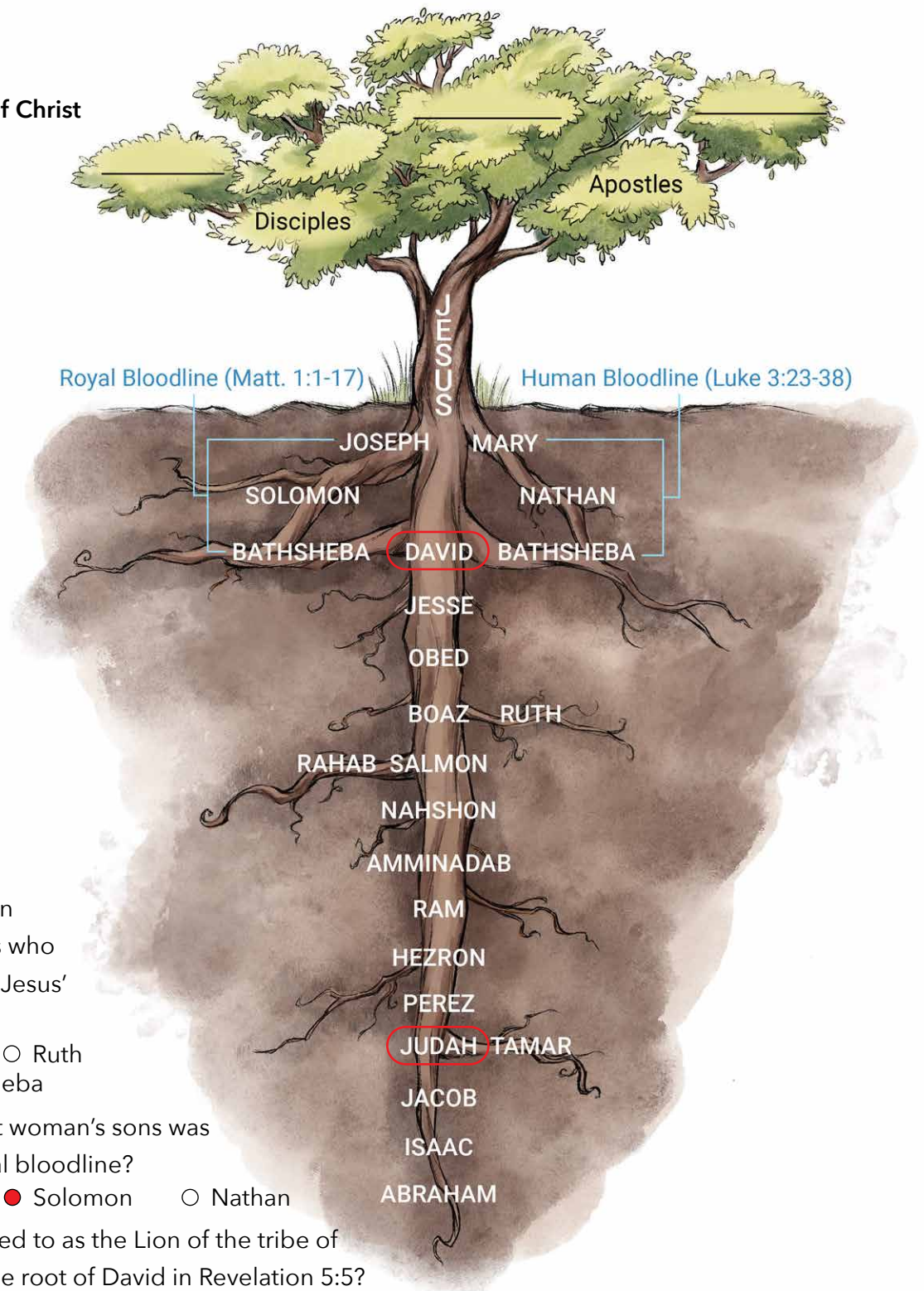
Recite your memory passage, Ephesians 1:18-20. Are you honoring Christ as Lord in your hearts? Are you ready to give an explanation for the hope that is within you (1 Peter 3:15)?

Christ is worthy of glory forever!



## UNIT 7

### The Genealogy of Christ



1. Which woman had two sons who were both in Jesus' genealogy?  
 Tamar    Ruth  
 Bathsheba
2. Which of that woman's sons was in Jesus' royal bloodline?  
 Judah    Solomon    Nathan
3. Who is referred to as the Lion of the tribe of Judah and the root of David in Revelation 5:5?  
 Jesus    Boaz    Jesse
4. On the genealogy tree, circle the name of each person named in those titles found in Revelation 5:5. **Judah, David**
5. If you know Jesus as your Savior, write your name in a branch of the tree along with the names of other Christians who have positively influenced your life. **AWW**

## UNIT 8

# Redeemed Reviews

### DISCOVERY DESTINATION

Redemption

### KEY VERSES

*The women said to Naomi: "Praise be to the LORD, who this day has not left you without a guardian-redeemer. May he become famous throughout Israel!"*

-Ruth 4:14 (NIV)



# LAUNCH • UNIT 8



In Units 1-7 you followed the lives of Naomi, Ruth, Boaz, and others as you saw the Lord's providential care and provision in their lives. In exploring the role of the nearest kinsman in the book of Ruth, you also learned more about Jesus Christ, your Kinsman-Redeemer. His work of redemption on the cross provides salvation and eternal life for all who believe.

## What do you believe about Jesus Christ, our Lord and Kinsman-Redeemer?

Ask yourself, "Do I believe in Jesus Christ, the Son of God, who died on the cross for me? Is He my Lord and Savior?" If you do not believe and have not submitted, the Greatest Discovery section at the front of this study can lead you through Scripture to reveal man's condition before God and God's plan of salvation for you.

If you are a believer in Christ, are you rehearsing the gospel of faith to yourself and proclaiming the good news to the world? **Take this opportunity to write out a confession of faith from the Discovery Journal Redeemed study.**

Your confession of faith may be a truth from the book of Ruth or from any section of the *Discovery Journal*, including the I AM sections, Christ our Kinsman-Redeemer, the Discovery Destination, or The Song of the Redeemed. Write out statements of truth that you believe. This confession can be a daily reminder of your faith in Jesus Christ and what you believe about the sovereign God when you witness to your neighbors, your country, and the world.

**Note:** On the next page, we have included a couple of statements of faith as writing prompts.

Then the women  
said to Naomi,  
"Blessed is  
the LORD  
who has not left  
you without a  
redeemer  
today, and may  
his name  
become famous  
in Israel."

Ruth 4:14  
(NASB)



 Key Verses

 Keywords

 Word Studies

 Definitions

 Themes

 Geography

# Confession of Faith

- I believe that Jesus is the Christ, the Son of the Living God.
- I believe that I can trust in the redemptive work of the Lord Jesus Christ, my Savior, who died on the cross for my sins.
- I believe that as one of the redeemed, I can live a life of faith that is pleasing to Him, and one day I will live with Him forever.

---

---

---

---

---

---

---

---

---

---

---

---

---

---

---

---

---

---

---

---

---

---

---

---



# PRAYER & BLESSING • UNIT 8

In Units 1-7 you looked at different blessings from God's Word. The people in the book of Ruth spoke and prayed words of blessing to each other in their daily lives. We hope that you have been blessed by praying the Scriptures daily and have seen the Lord answer your prayers.

Before you begin each review lesson, pray using your favorite blessings from Units 1-7, and give thanks and praise Him for giving us His Word. Ask the Lord to bless others in whatever needs they have—especially that they may come to know the Lord Jesus Christ. Journal your prayers below.

<b>Adoration</b>
•
•
•
•
<b>Confession</b>
•
•
•
•
<b>Thanksgiving</b>
•
•
•
•
<b>Supplication</b>
•
•
•
•



# NAVIGATE • UNIT 8, LESSON 1

## Navigate Review | Unit 1

Congratulations for persevering and fulfilling the vision of the National Bible Bee, “to know God’s Word and make Him known” by completing this *Redeemed* study. Our goal in *Redeemed* is to study the book of Ruth and learn about our Redeemer, the Lord Jesus Christ. Have fun with the review, and see what you can remember.

### True or False

- T   1. *Y<sup>h</sup>ōvâ* is the Hebrew word for LORD.
- F   2. The events of the book of Ruth took place when the kings ruled Israel.
- F   3. Naomi had three daughters-in-law.
- T   4. God called Abram out of the land of Ur to go to a specific land.

### Multiple Choice

- 5. Elimelech and his family went to live in (Ammon/Moab).
- 6. Bethlehem means (“house of sheep”/“house of bread”).
- 7. Elimelech and Naomi left Bethlehem because there was a (famine/war).
- 8. Moabites worshiped the false god (Chemosh/Baal).

### Word Scramble

- 9. Jehovah-Jireh means “The Lord will **viproed**   provide  .”
- 10. While they were in Moab, all the men in Naomi’s family **eidd**   died  .
- 11. To **dreeme**   redeem   means “to buy back” or “to free from the consequences of sin.”
- 12. God wanted His people, Israel, to be a **yohl**   holy   people.

### I AM

Fill in the blanks.

- 13. Unit 1: I AM   the Lord   (Ex. 3:13-15)
  - a. God revealed His name to   Moses  .
  - b. I AM WHO/THAT I AM is God’s name   forever  .

### Discovery Destination Review

- 14. Unit 1: All Have Sinned (Gen. 3:1-24)
  - a. What did the man and woman know they had done?
    - Disobeyed     Lied     Disappointed God     Not kept the garden
  - b. To whom did the Lord God call, “Where are you?”
    - Abram     Adam     Eve     The serpent
  - c. When desire has conceived, what does it give birth to?
    - Sin     Temptation     Death     Joy
  - d. What is the wages of sin (Rom. 6:23)?
    - Sorrow     Illness     Poverty     Death



Recite your *Navigate* memory passage from Unit 1, Ruth 1:1-2.



# EXPLORE • UNIT 8, LESSON 1

## Explore Review | Unit 1

### Unit Quiz

1. What word best describes the people of Israel during the days of the judges?
  - a. Prosperous
  - b. Faithful
  - c. Idolatrous
  - d. Intolerant
2. How long did Naomi stay in Moab?
  - a. Six months
  - b. Five years
  - c. One year
  - d. Ten years
3. Who did God raise up when the people cried out to Him during the days of the judges?
  - a. A judge
  - b. A prophet
  - c. A king
  - d. A priest
4. In Adam, what did judgment bring?
  - a. Sin and death
  - b. Condemnation
  - c. Wrath
  - d. Righteousness
5. What act of Christ made many righteous?
  - a. Righteousness
  - b. Love
  - c. Obedience
  - d. Grace
6. What does Romans 5 teach us that we are saved from?
  - a. The wrath of God
  - b. The Law
  - c. Our enemies
  - d. Righteousness

Fill in the blanks and find the answers in the word search.

### Christ the Kinsman-Redeemer

7. Unit 1: Man Needs a Savior (Rom. 5:12-21)
  - a. Sin reigned in death.
  - b. Grace is a free gift.
  - c. In Christ we are saved from wrath to come.

### The Song of the Redeemed

8. Unit 1: The Lord, My Rock and My Redeemer (Ps. 19)
  - a. The heavens declare the glory of God.
  - b. The law of the Lord is perfect.
  - c. The fear of the Lord endures forever.

X	S	W	H	D	V	S	Q	W	J
W	Q	X	E	P	N	A	J	T	H
W	L	A	G	E	I	Q	X	M	B
J	T	B	V	O	Q	O	E	M	S
H	J	A	V	M	N	K	C	O	V
W	E	G	S	C	K	Y	A	X	C
H	A	A	A	K	W	P	R	R	S
M	I	L	H	Z	Q	A	G	W	V
F	O	R	E	V	E	R	G	H	L
T	S	I	R	H	C	R	X	N	B



Recite your *Explore* memory passage from Unit 1, Romans 5:12-13.



# NAVIGATE • UNIT 8, LESSON 2

## Navigate Review | Units 2 & 3

### Matching

Match each person or group of people with the phrase that describes them.

- |                                    |   |
|------------------------------------|---|
| <u>  b  </u> 1. Naomi              | a. Decided not to go to Bethlehem                     |
| <u>  i  </u> 2. Ruth               | b. Her husband and sons died                          |
| <u>  a  </u> 3. Orpah              | c. Men who cut grain during harvest                   |
| <u>  h  </u> 4. Boaz               | d. Poor people who picked up grain left on the ground |
| <u>  c  </u> 5. Reapers            | e. Surprised to see Naomi again                       |
| <u>  d  </u> 6. Gleaners           | f. Descendants of Lot                                 |
| <u>  e  </u> 7. Women of Bethlehem | g. Descendants of Jacob made up of twelve tribes      |
| <u>  f  </u> 8. Moabites           | h. Man of wealth who owned a field near Bethlehem     |
| <u>  g  </u> 9. Israel             | i. Left her family and came to live in Bethlehem      |

### Yes or No

10.   Y   Was Boaz wealthy?  
 11.   Y   Did Ruth want to glean?  
 12.   N   Is separating the chaff from the grain called threshing?

### Word Scramble

13. Ruth happened to glean in a field owned by **zBao**   Boaz  .  
 14. Naomi said the hand of the Lord was **gatinas**   against   her.  
 15. Jesus is the living **ardeb**   bread   that came down from heaven.

### I AM

Fill in the blank with the title of the I AM section of each unit.

16. Unit 2: I AM the   Light of the World   (John 8:12)  
 17. Unit 3: I AM the   Bread of Life   (John 6:32-51)

### Discovery Destination Review

18. Unit 2: The Redeemed Repent (1 Thess. 1:9-10)  
 a. What does it mean to change one's mind?  
      Confess    Obey    Repent    Worship  
 b. What does worldly sorrow produce?  
      Death    Spiritual blindness    Anger    Hatred
19. Unit 3: The Redeemed Bless (Rom. 12:9-21)  
 a. What do we overcome evil with?  
      Love    Good    Patience    Strength  
 b. What did Boaz practice (Ruth 2:14)?  
      Generosity    Kindness    Obedience    Hospitality



Recite your *Navigate* memory passages from Units 2 & 3, Ruth 1:16-17 and Ruth 2:12-13.



# EXPLORE • UNIT 8, LESSON 2

## Explore Review | Units 2 & 3

### Unit Quiz

- What was the name of the major travel route that ran through Moab?
  - Eastern Highway
  - Desert Highway
  - King's Highway
  - Moab Highway
- What was the name of the law that required a man to marry his brother's widow?
  - Levirate law
  - Widow's law
  - Spousal law
  - Matrimony law
- Who was righteousness credited to when he believed?
  - Abraham
  - Elimelech
  - Boaz
  - Mahlon
- What crop was being harvested when Ruth first went out to glean?
  - Grapes
  - Wheat
  - Olives
  - Barley
- What had Boaz heard about Ruth before he met her?
  - She had a sister.
  - She cared for Naomi.
  - She was a hard worker.
  - She was from Egypt.
- Where did Boaz say Ruth had sought refuge?
  - With Boaz's maids
  - Under the care of the reapers
  - Under the wings of the Lord
  - Under Naomi's provision

### Fill in the blanks and find the answers in the word search.


#### Christ the Kinsman-Redeemer

- Unit 2: God Established a Covenant (Gen. 17:1-8)
  - God keeps His covenant with man.
  - Abraham means "father of a multitude."
- Unit 3: The Lord's Passover (Ex. 12:1-14)
  - God passed over a house if He saw the blood.
  - Christ is our Passover Lamb.

#### The Song of the Redeemed

- Unit 2: Forgiven (Ps. 32)
  - A psalm is a sacred song of worship.
  - Follow God's instruction willingly.
- Unit 3: A Psalm of Thanksgiving (Ps. 100)
  - Make a joyful noise to the Lord.
  - Enter His gates with thanksgiving.

K	K	Q	R	X	L	Y	T	P	I
D	R	O	L	X	A	N	S	G	P
A	B	X	A	B	A	A	W	A	A
B	D	Q	Q	N	L	I	N	T	S
B	X	R	E	M	L	O	A	E	S
E	B	V	T	E	M	O	O	S	O
D	O	L	S	T	M	T	R	D	V
C	M	U	L	T	I	T	U	D	E
S	G	R	P	I	T	A	E	V	R
W	I	L	L	I	N	G	L	Y	O

 Recite your *Explore* memory passages from Units 2 & 3, Genesis 17:6-8 & Exodus 12:11-14.



# NAVIGATE • UNIT 8, LESSON 3

Navigate Review | Units 4 & 5

## True or False

- T   1. Boaz was startled when he found a woman at his feet at midnight.
- T   2. Naomi and Boaz both addressed Ruth using the endearing term “my daughter.”
- F   3. Naomi said that Boaz would be eating at the threshing floor that night.
- F   4. A litter was used to carry a newly married couple to their new home.
- T   5. Boaz told ten men of the elders of the city to sit down with them.
- T   6. Watchmen stood on the towers of city gates to watch for approaching enemies.

## Multiple Choice

- 7. Boaz gave Ruth six measures of (barley wheat) to take to Naomi.
- 8. The betrothal period was usually (two years, one year) long.
- 9. In Scripture, the word (farmer, pastor) is sometimes used instead of “shepherd.”
- 10. Perfect love casts out (hatred, fear).
- 11. “To have faith” or “to entrust” is the definition of (believe, pray).
- 12. The name of God made known to Abraham, Isaac, and Jacob was (Christ, Almighty).

## I AM

Fill in the blank with the title of the I AM section of each unit.

- 13. Unit 4: I AM the Door of the Sheep and the Good Shepherd (John 10:1-30)
- 14. Unit 5: I AM the Resurrection and the Life (John 11:1-46)

## Discovery Destination Review

- 15. Unit 4: The Redeemed Love (1 John 4:7-21)
  - a. In what epistle is the word “love” in its noun and verb forms used more than twenty times?
    - Jude     1 John     2 John     3 John
  - b. In this passage, what do the redeemed do?
    - Pray     Rejoice     Love     Give thanks
- 16. Unit 5: The Redeemed Trust God (Ps. 91:1-16)
  - a. What did both the author of Psalm 91 and Ruth seek in the Lord?
    - Help     Love     Peace     Refuge
  - b. What name of God is used when referring to Him as possessor of heaven and earth?
    - Most High     Almighty     Lord     God



Recite your *Navigate* memory passages from Units 4 & 5, Ruth 3:9-11 & Ruth 4:9-12.





# EXPLORE • UNIT 8, LESSON 3

## Explore Review | Units 4 & 5

### Unit Quiz

1. What was Naomi seeking for Ruth?  
a. Wealth      **b. Marriage**      c. Fame      d. Inheritance
2. Ruth's kindness at the end was \_\_\_\_\_ the kindness she showed at the beginning.  
a. Similar to      b. Less than      c. The same as      **d. Greater than**
3. Which one of these is *not* a synonym of redeem?  
**a. Reserve**      b. Save      c. Deliver      d. Ransom
4. The elders and the people of Bethlehem ask the Lord to bless Ruth like \_\_\_\_\_.  
a. Abraham and Sarah      c. Rebekah and Rachel  
**b. Rachel and Leah**      d. Naomi and Elimelech
5. According to 1 Peter 1:18-19, what are we redeemed with?  
a. Gold and silver      **c. Precious blood of Christ**  
b. Our works      d. Blood of animals
6. All debt was cancelled in the year of \_\_\_\_\_.  
a. Sabbath      **b. Jubilee**      c. Forgiveness      d. Marriage

### Fill in the blanks and find the answers in the word search.

#### Christ the Kinsman-Redeemer

7. Unit 4: Christ Became Man (Heb. 2:9-18)  
a. Incarnation means that \_\_\_\_\_ **Jesus** \_\_\_\_\_ is the God-Man.  
b. Christ is a faithful high \_\_\_\_\_ **priest** \_\_\_\_\_ (Heb. 12:7).
8. Unit 5: Christ the Perfect Sacrifice (1 Peter 1:13-21)  
a. Another word for "redeemed" is \_\_\_\_\_ **ransomed** \_\_\_\_\_.  
b. Your \_\_\_\_\_ **body** \_\_\_\_\_ is the temple of the Holy Spirit.

#### The Song of the Redeemed

9. Unit 4: The Lord Is My Shepherd (Ps. 23)  
a. Jehovah-Raah is the Lord, my \_\_\_\_\_ **shepherd** \_\_\_\_\_.  
b. A man whose sins are forgiven is \_\_\_\_\_ **blessed** \_\_\_\_\_.
10. Unit 5: Bless the Lord, O My Soul (Ps. 103)  
a. Man was made from \_\_\_\_\_ **dust** \_\_\_\_\_.  
b. God is slow to \_\_\_\_\_ **anger** \_\_\_\_\_ and abounds in mercy.

A	S	U	S	E	J	G	B	S	O
L	B	Z	H	E	T	L	S	D	J
S	A	O	M	W	E	R	H	Y	X
F	R	A	N	S	O	M	E	D	U
R	I	B	S	T	S	D	P	H	T
H	E	E	O	B	Z	S	H	S	I
D	D	G	Y	D	A	U	E	I	M
E	I	O	N	A	Y	I	R	S	P
T	S	U	D	A	R	X	D	T	D
J	Z	T	N	P	K	A	R	T	K



Recite your *Explore* memory passages from Units 4 & 5, Hebrews 2:14-15 & 1 Peter 1:18-21.



# NAVIGATE • UNIT 8, LESSON 4

## Navigate Review | Units 6 & 7

### Yes or No

- Y   1. Was Naomi the nurse for Boaz and Ruth's son?
- Y   2. Under the law of Moses, did women have equality with men in most ways?
- N   3. Did Naomi give Boaz and Ruth's son his name?
- N   4. Did Peter tell the Lord that he did not know where He was going?
- Y   5. Was David the great grandson of Obed and Ruth?
- Y   6. Is there a special crown for those who love His appearing?

### Word Scramble

- 7. The women of Bethlehem told Naomi that Ruth was better to her than **seenv**   seven   sons.
- 8. The **vbPoesrr**   Proverbs   31 woman was a highly regarded, industrious business woman.
- 9. You cannot bear fruit if you do not **dbaie**   abide   in Jesus.
- 10. **vaDdi**   David   was a man after God's heart.
- 11. Jesus said to **eirojec**   rejoice   that your names are written in heaven (Luke 10:20).
- 12. Dead Sea Scrolls documents describe a group called "The **muyCmonit**   Community  ."

### I AM

Fill in the blank with the title of the I AM section of each unit.

- 13. Unit 6: I AM the   Way, the Truth, and the Life   (John 14:1-14)
- 14. Unit 7: I AM   The True Vine   (John 15:1-11)

### Discovery Destination

- 15. Unit 6: The Redeemed Rejoice (1 Thess. 5:16-24)
  - a. According to 1 Thessalonians 5:16, what are believers to do always?
    - Rejoice     Be thankful     Stop worrying     Worship
  - b. What have believers in Christ not yet done, but still rejoice with inexpressible and unspeakable joy (1 Peter 1:8)?
    - Seen Jesus Christ     Been to heaven     Been glorified     None of the above
- 16. Unit 7: The Redeemed Reign with Christ (Rev. 22:1-5)
  - a. What do the elders cast before the throne as they worship the Lord our God (Rev. 4:9-11)?
    - Themselves     Crowns     Censers     Lamps
  - b. What crown will be given to the man who perseveres under trial?
    - Crown of righteousness     Crown of life     Crown of glory     All of the above



Recite your *Navigate* memory passages from Units 6 & 7, Ruth 4:13-16 & Ruth 4:18-22.



# EXPLORE • UNIT 8, LESSON 4

## Explore Review | Units 6 & 7

### Unit Quiz

- Who was the son of Sarah?  
a. Melchizedek    **b. Isaac**    c. Abraham    d. Esau
- What did the bride's family receive to compensate for the loss of income?  
a. Home    b. Redeemer    c. Son-in-law    **d. Dowry**
- Who blessed Abram and God?  
**a. Melchizedek**    b. Isaac    c. Jacob    d. Esau
- A genealogy was recorded to show that a man could serve as a \_\_\_\_\_.  
a. Judge    b. Governor    **c. Priest**    d. Scribe
- How many witnesses were required to pronounce someone a murderer?  
a. Three    **b. Two**    c. Zero    d. None of the above
- Who does vengeance belong to?  
a. Judge    b. Offended    **c. Lord**    d. Jury

### Fill in the blanks and find the answers in the word search.

#### Christ the Kinsman-Redeemer

- Unit 6: Christ Reconciles (Col. 1:9-29)  
a. We have redemption in the Son.  
b. Christ is the head of the church.
- Unit 7: Christ Is the King • Ephesians 1:15-23  
a. Christ sits at the right hand of His Father.  
b. Christ, as King, will reign forever.

#### The Song of the Redeemed

- Unit 6: A Psalm of Rejoicing (Ps. 98)  
a. Isaac Watts wrote "Joy to the World."  
b. All of creation sings together for joy.
- Unit 7: A Psalm of Praise to My God the King (Psalm 145)  
a. Psalm 145 is an acrostic psalm.  
b. The keyword in Psalm 145 is kingdom.



Recite your *Explore* memory passages from Units 6 & 7, Colossians 1:13-18 & Ephesians 1:18-20.



# NAVIGATE • UNIT 8, LESSON 5

## Navigate Review | Word Studies and Definitions

### Navigate Word Studies Review

Match the following English words with their Greek or Hebrew transliterations.

#### English Words

- g 1. God
- f 2. LORD
- o 3. Almighty
- j 4. Kindly/kindness
- a 5. Glean/pick up
- b 6. Bless
- c 7. Redeem (H1350)
- d 8. Most High
- n 9. Propitiation
- e 10. Believe/believeth
- q 11. Inheritance/property/estate
- l 12. Christ/Messiah
- i 13. Security/rest/home (H4494)
- h 14. Witnesses
- k 15. Way
- m 16. Generations/genealogy/family line
- p 17. Bethlehem/Bethlehemjudah

#### Transliterations

- a. *lāqat*
- b. *bāraq*
- c. *gā'al*
- d. *elyôn*
- e. *pisteuō*
- f. *Y<sup>h</sup>ōvâ*
- g. *'ēlōhîm*
- h. *ēd*
- i. *mānôah*
- j. *hesed*
- k. *hodos*
- l. *christos*
- m. *tôldôt*
- n. *hilasmos*
- o. *šaday*
- p. *bêt lehem*
- q. *nahālâ*

### Navigate Definitions Review

Define these terms from the *Redeemed* study.

1. Redemption: "A financial metaphor that literally means ' buying back .' [It is] used theologically to indicate atonement , reconciliation , or salvation wherein liberation from forms of bondage such as sin, death, law, or evil takes place through Christ ."
2. Sin: An offense against religious or moral law; transgression of the law of God
3. Famine: An extreme scarcity of food
4. Repent: **To feel regret or contrition. To change one's mind.**
5. Boaz: **In strength**
6. Almighty: **Often capitalized: having absolute power over all**
7. Ephah: An ancient Hebrew unit of dry measure equal to 1/10 homer or a little over a bushel
8. Litter: A covered and curtained couch provided with shafts and used for carrying a single passenger
9. Dowry: A nuptial present; some gift, as a sum of money, which the bridegroom offers to the father of his bride as a satisfaction before he can receive her.
10. Betroth: To promise "by one's truth." Men and women were betrothed when they were engaged to be married . This usually took place a year or more before marriage. From the time of betrothal the woman was regarded as the lawful wife of the man to whom she was betrothed.
11. Atonement: The reconciliation of God and humankind through the sacrificial death of Jesus Christ
12. Metaphor: A figure of speech in which a word or phrase literally denoting one kind of object or idea is used in place of another to suggest a likeness or analogy between them
13. Elder: A name frequently used in the Old Testament as denoting a person clothed with authority , and entitled to respect and reverence
14. Shepherd: A word naturally of frequent occurrence in Scripture. Sometimes the word "pastor" is used instead. This word is used figuratively to represent the relation of rulers to their subjects and of God to his people .



# EXPLORE • UNIT 8, LESSON 5

## Explore Review | Word Studies and Definitions

### Explore Word Studies Review

Match the following English words with their Hebrew or Greek transliterations.

#### English Words

- c   1. Ruth
- d   2. Hope
- f   3. Afflicted/calamity/misfortune
- b   4. Covenant
- a   5. Favor/grace
- g   6. Refuge/trust
- e   7. Reconcile

#### Transliterations

- a. *ḥēn*
- b. *bərîṭ*
- c. *rûṭ*
- d. *tiqvâ*
- e. *apokatallassō*
- f. *rā`a`*
- g. *ḥāsâ*

### Explore Definitions Review

Define these terms from the *Redeemed* study.

1. Elimelech: **My God is king**
2. Naomi: **Beautiful; agreeable**
3. Mara: **Marah, bitter; bitterness**
4. Theme: **A subject or topic of discourse**
5. Abraham: Father of a   **multitude**
6. Obed: **A servant; workman**
7. Jesse:   **Gift**  ; oblation; one who is
8. David: **Well-beloved, dear**
9. Psalm: **A sacred song or poem used in worship**
10. Devotion: **Dedicating yourself to someone or something with love and loyalty**
11. Incarnation: That act of grace whereby Christ took our   **human**     **nature**   into union with his Divine Person, became man. Christ is both   **God**   and   **man**  . Human attributes and actions are predicated of him, and he of whom they are predicated is God. A   **Divine**     **Person**   was united to a   **human**     **nature**  .
12. Reconciliation: the   **Divine**     **purpose**  , on the ground of the   **work**   of   **Christ**   accomplished on the   **Cross**  , to bring the whole universe, except rebellious angels and unbelieving man, into full   **accord**   with the   **mind**   of   **God**
13. Revenger of blood: He who   **avenged**   the   **blood**   of one who had been killed. The nearest   **relative**   of the deceased became the authorized   **avenger**   of blood (Num. 35:19). The law of retaliation was not to extend beyond the immediate offender.

## CIPHER KEYS

### Redeemed Cipher

A	B	C	D	E	F	G	H	I
J	K	L	M	N	O	P	Q	R
S	T	U	V	W	X	Y	Z	

### Hebraic Cipher

This cipher uses some actual Hebrew letters of the Hebrew alphabet as well as some made up ones in the style of Hebrew lettering. This is *not* a complete representation of the Hebrew alphabet. Have fun decoding puzzles with the Hebrew-look cipher.

A	B	C	D	E	F	G	H	I
J	K	L	M	N	O	P	Q	R
S	T	U	V	W	X	Y	Z	

### Braille Cipher

A	B	C	D	E	F	G	H	I
J	K	L	M	N	O	P	Q	R
S	T	U	V	W	X	Y	Z	

### T9 Cipher

1	2 ABC	3 DEF
4 GHI	5 JKL	6 MNO
7 PQRS	8 TUV	9 WXYZ

## NOTES

### Unit 6

1. Grant C. Richison, Verse-by-Verse Commentary, "Ruth 4:13f," last modified April 17, 2010, <https://versebyversecommentary.com/2010/04/17/ruth-413f/>.



## BIBLIOGRAPHY

- Blue Letter Bible. <https://www.blueletterbible.org/>.
- Brandt, B. and Eric Kress. *God in Everyday Life: The Book of Ruth for Expositors and Biblical Counselors*. The Woodlands, TX: Kress Christian Publications, 2007.
- Bush, Frederic. *Word Biblical Commentary*. Volume 9. *Ruth-Esther*. Grand Rapids, MI: Zondervan, 2018.
- Eager, George B. International Standard Bible Encyclopaedia, "Marriage," <https://www.blueletterbible.org/search/dictionary/viewtopic.cfm?topic=IT0005818>.
- Gaebelein, Frank E., ed. *The Expositor's Bible Commentary*. Volume 2. *Genesis-Numbers*. Grand Rapids, MI: Zondervan, 1990.
- Gaebelein, Frank E., ed. *The Expositor's Bible Commentary*. Volume 3. *Deuteronomy, Joshua, Judges, Ruth, 1 & 2 Samuel*. Grand Rapids, MI: Zondervan, 1992.
- Hubbard, Robert L., Jr. *The New International Commentary of the Old Testament: The Book of Ruth*. Grand Rapids, MI: Wm. B. Eerdmans Publishing Co., 1988.
- James, Carolyn Custis. *The Gospel of Ruth: Loving God Enough to Break the Rules*. Grand Rapids, MI: Zondervan, 2008.
- Living Passages. "Ruth and Naomi: Follow Their Path from Bethlehem to Moab on a Biblical Journey." <https://livingpassages.com/footsteps-ruth-and-naomi/>.
- MacArthur, John. "Bible Introductions: Ruth." Grace to You. <https://www.gty.org/library/bible-introductions/MSB08/ruth>.
- MacArthur, John. *The Deity of Christ*. Chicago, IL: Moody Publishers, 2017.
- MacArthur, John. *The MacArthur Bible Commentary*. Nashville, TN: Thomas Nelson, 2005.
- MacArthur, John. *The MacArthur New Testament Commentary: Ephesians*. Chicago, IL: Moody Publishers, 1986.
- MacArthur, John. *The MacArthur Study Bible: New American Standard Bible*. La Habra, CA: The Lockman Foundation, 2006.
- Precept Austin. "Ruth Commentaries." Updated January 16, 2020. [https://www.preceptaustin.org/ruth\\_commentaries](https://www.preceptaustin.org/ruth_commentaries).
- Precept Ministries International. *Precept Upon Precept: Kinsman Redeemer*. Chattanooga, TN: Precept Ministries International, 2002.
- Rasmussen, Carl. "Qumran." Accessed July 25, 2021. <https://holylandphotos.org/>.
- Richison, Grant C. Verse-by-Verse Commentary. "Ruth 4:13f." Last modified April 17, 2010. <https://versebyversecommentary.com/2010/04/17/ruth-413f/>.
- Scott, Bruce. *The Feasts of Israel: Seasons of the Messiah*. Bellmawr, NJ: The Friends of Israel Gospel Ministry, Inc., 1997.
- Studies in Judges and Ruth*, arranged by Grace Saxe and revised by Irving L. Jensen. Chicago, IL: Moody Bible Institute of Chicago, 1968.

Swindoll, Chuck. "Ruth." Insight for Living Ministries: The Bible-Teaching Ministry of Pastor Chuck Swindoll. <https://www.insight.org/resources/bible/the-historical-books/ruth>.

The NTS Library: Online Christian Library of Virtual Theological Resources. Manners and Customs of Bible Lands. <http://www.ntslibrary.com/PDF%20Books%20II/Manners%20and%20Customs.pdf>.

Unger, Merrill F. *The New Unger's Bible Dictionary*. Chicago, IL: Moody Bible Institute of Chicago, 1988.

When the World Calls Me and No One Knows How Far I'll Go. "King's Highway—Ancient Trade Route of the Middle East." <https://whentheworldcallsme.com/language/en/kings-highway-ancient-route/>.

Yahoo Images. "Topographical Map of the Kingdoms of Israel and Judah." <https://images.search.yahoo.com/search/images>.





